STAR FLEET SUBSPACE NEWS #4

STARDATE 9408.18

The Alliance never built Maulers (and we do not plan to change the history at this late date), but many Alliance players have asked for "conjectural" designs to use in their local campaigns and for various experiments.

KZINTI MCM: Spare shuttles 1, Year in service Y172, Docking 6, Explosion 20, Shock 13.

GORN MHD: Spare shuttles 1, Year in service Y172, Docking 6, Explosion 20, Shock 13.

HYDRAN NUMIDIAN MCW: Spare shuttles 1, Year in service Y172, Dock 6, Explosion 19, Shock 13. No fighters.

THOLIAN MCW: Spare shuttles 1, Year in service Y172, Docking 6, Explosion 19, Shock 13.

FOR F&E, assume all are 7-point war maulers, and can be substituted for CWs or converted from CWs for 4 points. Maximum mauler production for an Alliance power is 1 war mauler and 1 heavy cruiser mauler per year (1 ship per turn).

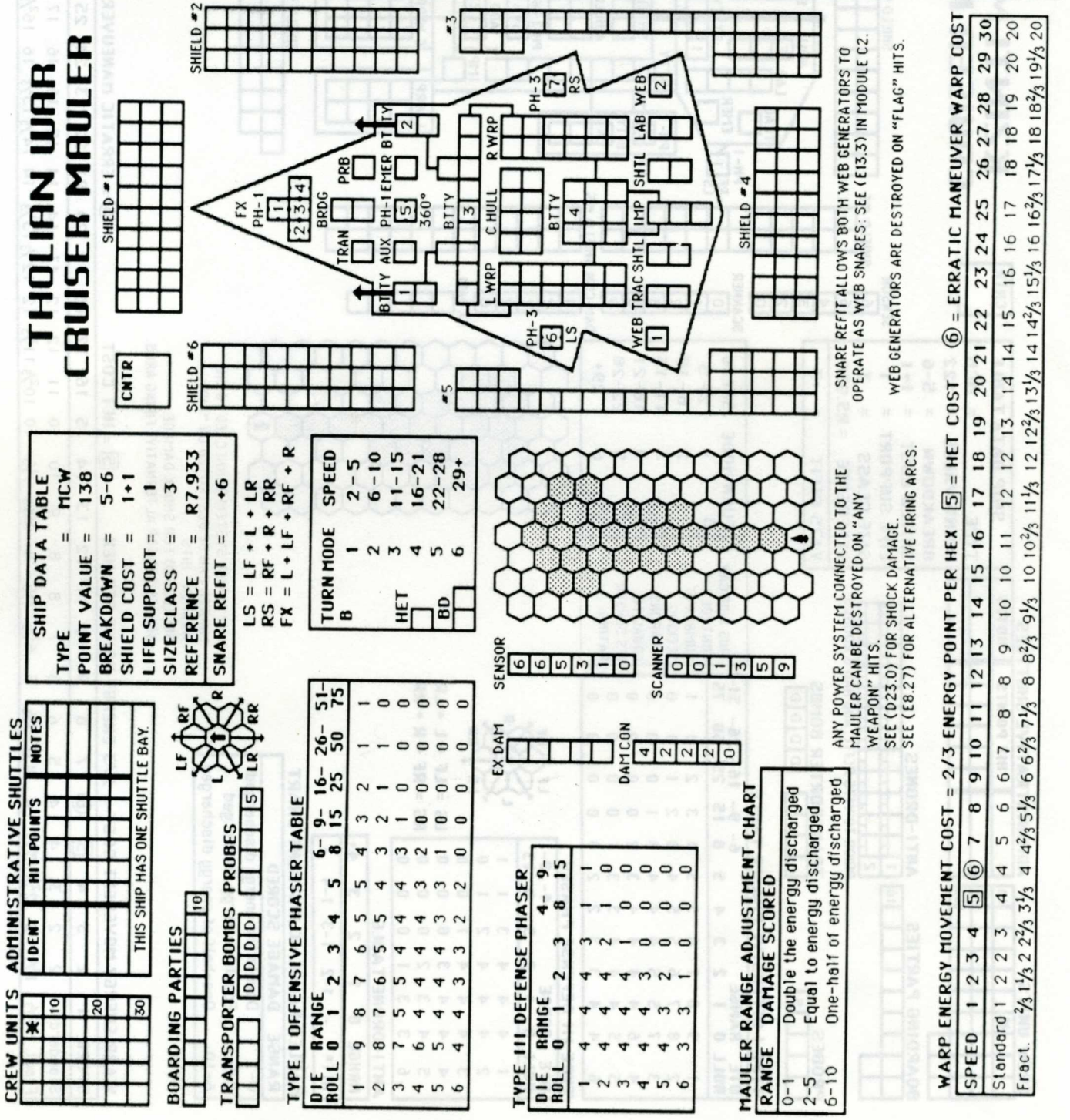

KZINTI MEDIUM CRUISER MAULER

CREW UNITS

			*						10
									20
									30

ADMINISTRATIVE SHUTTLES

	HIT POINTS	NOTES

SHIP DATA TABLE

TYPE	=	MCM
POINT VALUE	=	122
BREAKDOWN	=	5-6
SHIELD COST	=	1+1
LIFE SUPPORT	=	1
SIZE CLASS	=	3
REFERENCE	=	R5.932
Y175 REFIT	=	+3

CNTR

BOARDING PARTIES

									10

ANTI-DRONES

1																	
2																	

PRIOR TO Y175 REFIT, ADD HAD 6 ROUNDS.

PROBES

				5

TRANSPORTER BOMBS

				D	D	D	D

TYPE I OFFENSIVE PHASER TABLE

DIE ROLL	RANGE 0	1	2	3	4	5	6-8	9-15	16-25	26-50	51-75
1	9	8	7	6	5	5	4	3	2	1	1
2	8	7	6	5	5	4	3	2	1	1	0
3	7	5	5	4	4	4	3	1	0	0	0
4	6	4	4	4	4	3	2	0	0	0	0
5	5	4	4	4	3	3	1	0	0	0	0
6	4	4	3	3	2	2	0	0	0	0	0

THIS SHIP CAN CONTROL A NUMBER OF SEEKING WEAPONS EQUAL TO ITS SENSOR RATING.

TURN MODE	SPEED
B 1	2-5
2	6-10
3	11-15
4	16-21
5	22-28
6	29+

HET

BD

TYPE III DEFENSE PHASER

DIE ROLL	RANGE 0	1	2	3	4-8	9-15
1	4	4	4	3	1	1
2	4	4	4	2	1	0
3	4	4	4	1	0	0
4	4	4	3	0	0	0
5	4	3	2	0	0	0
6	3	3	1	0	0	0

LS = LF + L + LR

RS = RF + R + RR

ANTI-DRONE TABLE

RANGE	0	1	2	3	4+
HIT*	-	1-2	1-3	1-4	-

MAULER RANGE ADJUSTMENT CHART

RANGE	DAMAGE SCORED
0-1	Double the energy discharged
2-5	Equal to energy discharged
6-10	One-half of energy discharged



ANY POWER SYSTEM CONNECTED TO THE MAULER CAN BE DESTROYED ON "ANY WEAPON" HITS.
SEE (D23.0) FOR SHOCK DAMAGE.
SEE (E8.27) FOR ALTERNATIVE FIRING ARCS.

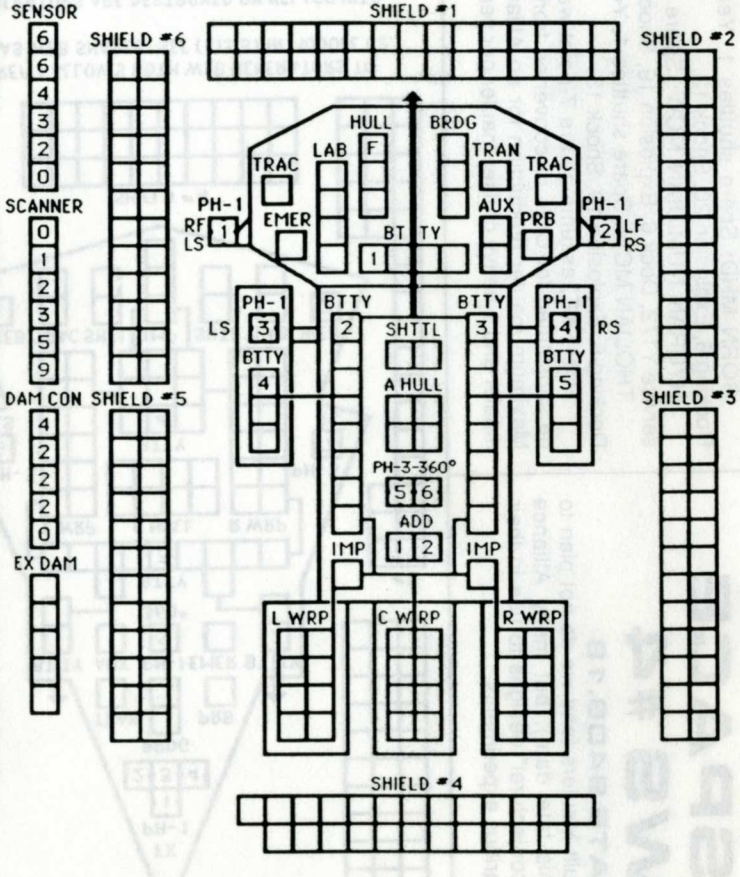

WARP ENERGY MOVEMENT COST = 2/3 ENERGY POINT PER HEX [5] = HET COST (6) = ERRATIC MANEUVER WARP COST

SPEED	1	2	3	4	[5]	(6)	7	8	9	10	11	12	13	14	15	16	17	18	19	20	21	22	23	24	25	26	27	28	29	30
Standard	1	2	2	3	4	4	5	6	6	7	8	8	9	10	10	11	12	12	13	14	14	15	16	16	17	18	18	19	20	20
Fract.	2/3	1 1/3	2	2 2/3	3 1/3	4	4 2/3	5 1/3	6	6 2/3	7 1/3	8	8 2/3	9 1/3	10	10 2/3	11 1/3	12	12 2/3	13 1/3	14	14 2/3	15 1/3	16	16 2/3	17 1/3	18	18 2/3	19 1/3	20

Copyright © 1994 Amarillo Design Bureau — SUBSPACE NEWS #4

HYDRAN LIGHT MAULER CRUISER

CREW UNITS

			*						10
									20
									30

ADMINISTRATIVE SHUTTLES

IDENT	HIT POINTS	NOTES

TWO BAYS — NO TRANSFERS

BOARDING PARTIES

									10

TRANSPORTER BOMBS

				D	D	D	D

PROBES

				5

SHIP DATA TABLE

TYPE	=	MCL
POINT VALUE	=	117
BREAKDOWN	=	5-6
SHIELD COST	=	1+1
LIFE SUPPORT	=	1
SIZE CLASS	=	3
REFERENCE	=	R9.933
PLUS REFIT	=	+12

CNTR

TYPE I OFFENSIVE PHASER TABLE

DIE ROLL	RANGE 0	1	2	3	4	5	6-8	9-15	16-25	26-50	51-75
1	9	8	7	6	5	5	4	3	2	1	1
2	8	7	6	5	5	4	3	2	1	1	0
3	7	5	5	4	4	4	3	1	0	0	0
4	6	4	4	4	4	3	2	0	0	0	0
5	5	4	4	4	3	3	1	0	0	0	0
6	4	4	3	3	2	2	0	0	0	0	0

TYPE II PHASER TABLE

DIE ROLL	RANGE 0	1	2	3	4-8	9-15	16-30	31-50
1	6	5	5	4	3	2	1	1
2	6	5	4	4	2	1	1	0
3	6	4	4	4	1	1	0	0
4	5	4	4	3	1	0	0	0
5	5	4	3	3	0	0	0	0
6	5	3	3	3	0	0	0	0

FA = LF + RF
LS = LF + L + LR
RS = RF + R + RR
RX = L + LR + RR + R

TYPE III DEFENSE PHASER

DIE ROLL	RANGE 0	1	2	3	4-8	9-15
1	4	4	4	3	1	1
2	4	4	4	2	1	0
3	4	4	4	1	0	0
4	4	4	3	0	0	0
5	4	3	2	0	0	0
6	3	3	1	0	0	0

TURN MODE		SPEED
B	1	2-5
	2	6-10
	3	11-15
HET	4	16-21
	5	22-28
BD	6	29+



SENSOR: 6 6 5 3 1 0

SCANNER: 0 0 1 3 5 9

DAM CON: 4 2 2 2 0

EX DAM

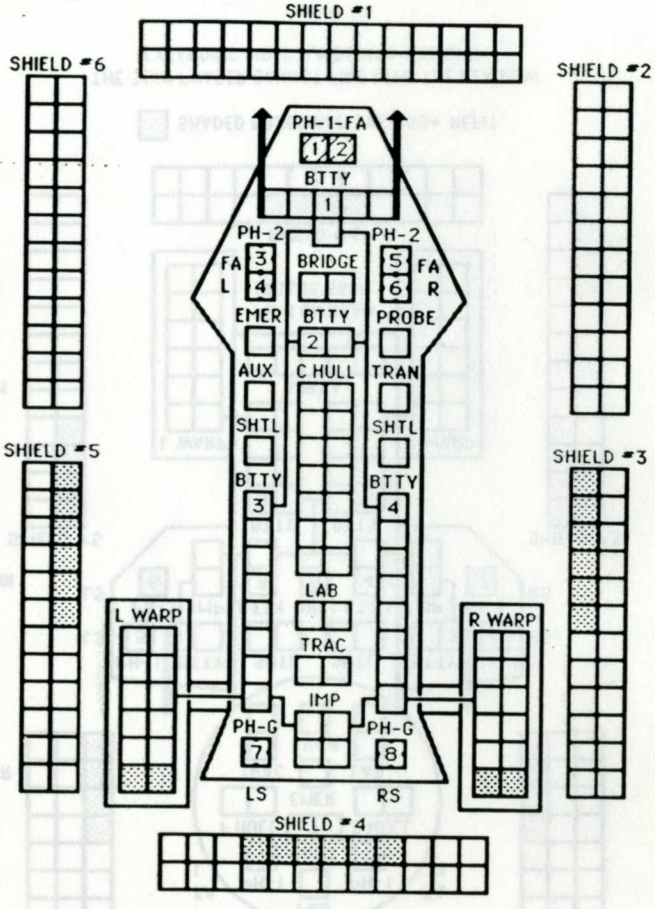

THIS SSD SHOWS THE REFITTED SHIP. WITHOUT THE REFIT:
- DELETE THE SHADED BOXES.
- CHANGE THE PH-G ARCS TO RX.
- CHANGE THE PH-1s TO PH-2s.

MAULER RANGE ADJUSTMENT CHART

RANGE	DAMAGE SCORED
0-1	Double the energy discharged
2-5	Equal to energy discharged
6-10	One-half of energy discharged

ANY POWER SYSTEM CONNECTED TO THE MAULER CAN BE DESTROYED ON "ANY WEAPON" HITS.
SEE (D23.0) FOR SHOCK DAMAGE.
SEE (E8.27) FOR ALTERNATIVE FIRING ARCS.

WARP ENERGY MOVEMENT COST = 2/3 ENERGY POINT PER HEX [5] = HET COST (6) = ERRATIC MANEUVER WARP COST

SPEED	1	2	3	4	[5]	(6)	7	8	9	10	11	12	13	14	15	16	17	18	19	20	21	22	23	24	25	26	27	28	29	30
Standard	1	2	2	3	4	4	5	6	6	7	8	8	9	10	10	11	12	12	13	14	14	15	16	16	17	18	18	19	20	20
Fract.	2/3	1 1/3	2	2 2/3	3 1/3	4	4 2/3	5 1/3	6	6 2/3	7 1/3	8	8 2/3	9 1/3	10	10 2/3	11 1/3	12	12 2/3	13 1/3	14	14 2/3	15 1/3	16	16 2/3	17 1/3	18	18 2/3	19 1/3	20

GORN HEAVY DESTROYER MAULER

CREW UNITS

			*						10
									20
									30

PROBES

				5

BOARDING PARTIES

									10

TRANSPORTER BOMBS

				D	D	D	D

ADMINISTRATIVE SHUTTLES

IDENT	HIT POINTS	NOTES
		GAS
		GAS

THIS SHIP HAS TWO SHUTTLE BAYS.
CAN TRANSFER BY (J1.59).

SHIP DATA TABLE

TYPE	=	MHD
POINT VALUE	=	123
BREAKDOWN	=	5-6
SHIELD COST	=	1+1
LIFE SUPPORT	=	1
SIZE CLASS	=	3
REFERENCE	=	R6.922
PLUS REFIT	=	+6

TYPE I OFFENSIVE PHASER TABLE

DIE ROLL	RANGE 0	1	2	3	4	5	6-8	9-15	16-25	26-50	51-75
1	9	8	7	6	5	5	4	3	2	1	1
2	8	7	6	5	5	4	3	2	1	1	0
3	7	5	5	4	4	4	3	1	0	0	0
4	6	4	4	4	4	3	2	0	0	0	0
5	5	4	4	4	3	3	1	0	0	0	0
6	4	4	3	3	2	2	0	0	0	0	0

TURN MODE		SPEED
C	1	2-4
	2	5-9
	3	10-14
HET	4	15-20
BD	5	21-27
	6	28+

TYPE III DEFENSE PHASER

DIE ROLL	RANGE 0	1	2	3	4-8	9-15
1	4	4	4	3	1	1
2	4	4	4	2	1	0
3	4	4	4	1	0	0
4	4	4	3	0	0	0
5	4	3	2	0	0	0
6	3	3	1	0	0	0

FA = LF + RF
LS = LF + L + LR
RS = RF + R + RR



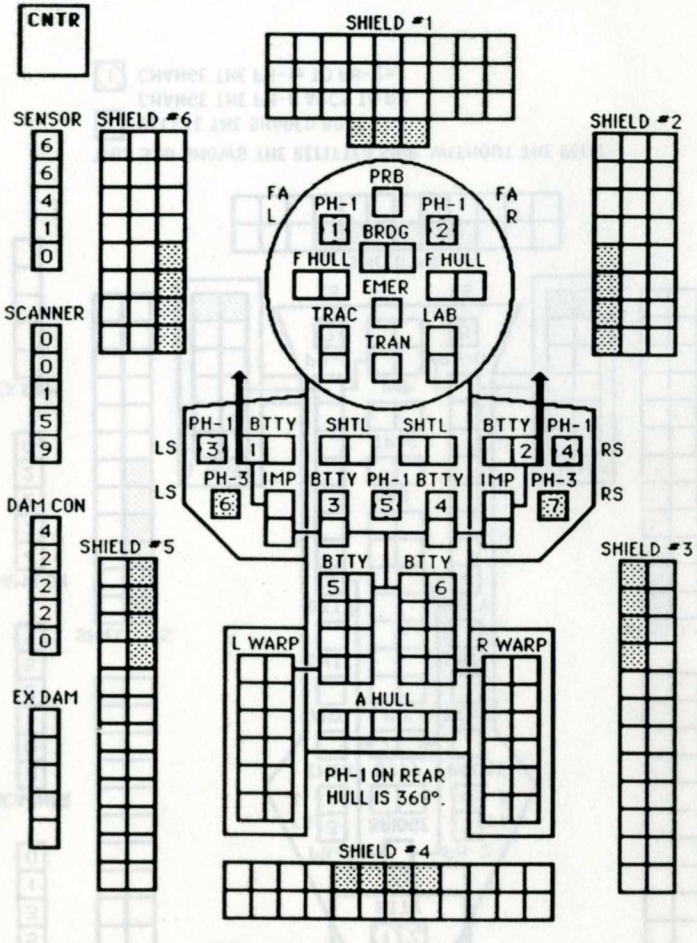

SHADED BOXES ARE THE HDD+ REFIT.

THE 360° PHASER CANNOT FIRE INTO THE HEX ROW EXTENDING DIRECTLY BEHIND THE SHIP.

MAULER RANGE ADJUSTMENT CHART

RANGE	DAMAGE SCORED
0-1	Double the energy discharged
2-5	Equal to energy discharged
6-10	One-half of energy discharged

ANY POWER SYSTEM CONNECTED TO THE MAULER CAN BE DESTROYED ON "ANY WEAPON" HITS.
SEE (D23.0) FOR SHOCK DAMAGE.
SEE (E8.27) FOR ALTERNATIVE FIRING ARCS.

WARP ENERGY MOVEMENT COST = 2/3 ENERGY POINT PER HEX [5] = HET COST ⑥ = ERRATIC MANEUVER WARP COST

SPEED	1	2	3	4	[5]	⑥	7	8	9	10	11	12	13	14	15	16	17	18	19	20	21	22	23	24	25	26	27	28	29	30
Standard	1	2	2	3	4	4	5	6	6	7	8	8	9	10	10	11	12	12	13	14	14	15	16	16	17	18	18	19	20	20
Fract.	2/3	1 1/3	2	2 2/3	3 1/3	4	4 2/3	5 1/3	6	6 2/3	7 1/3	8	8 2/3	9 1/3	10	10 2/3	11 1/3	12	12 2/3	13 1/3	14	14 2/3	15 1/3	16	16 2/3	17 1/3	18	18 2/3	19 1/3	20

Copyright © 1994 Amarillo Design Bureau — SUBSPACE NEWS #4