

INSIDE BLOOD AND SAND – WAR OF THE RING CAMPAIGN

GAMES
WORKSHOP

WHITE DWARF

WD358 October 2009

GAMES WORKSHOP'S MONTHLY MAGAZINE



WARHAMMER
40,000

SPACE WOLVES

PLUS

WAR OF THE RING

Danger from the East:
Haradrim and Easterlings

WARHAMMER

Fielding Heroes of
Might and Legend

WD358 OCTOBER 2009 WWW.GAMES-WORKSHOP.COM

GAMES
WORKSHOP
ISSN 0265-8712
10
9 770265 871073
UK £4.50, EURO €7.50, DENMARK 60dkr, SWEDEN/NORWAY 70skr/mkr



Njal Stormcaller battles with a Hive Tyrant on the snowy peaks of Scarlon Pheta.

EDITORIAL



Cover artwork by Paul Dainton

WHITE DWARF 358 • OCTOBER 2009

STUDIO WHITE DWARF TEAM

Editor: Mark Latham
Sub-editor: Andrew Kenrick
Staff Writer: Andy Hall
Designers: Pete Borlace, Christian Byrne and Matthew Hutson

UK TEAM

Coordinator: Rik Turner
Contributors: Matt Anderson, Mark Chambers, Bek Hawkyb, and Karen Miksza.

CONTRIBUTORS

Dave Andrews, Nick Bayton, Alessio Cavatore, Robin Cruddace, Graham Davey, Jervis Johnson, Mark Jones, Phil Kelly, Chris Peach, Chad Mierzwa, Dom Murray, Jim Sowter, Adam Troke, Jeremy Vetock and Matthew Ward.

CITADEL DESIGN TEAM

Mike Anderson, Giorgio Bassani, Juan Diaz, Martin Footitt, Trish Carden, Colin Grayson, Jes Goodwin, Mark Harrison, Alex Hedström, Matt Holland, Neil Langdown, Aly Morrison, Brian Nelson, Oliver Norman, Seb Perbet, Alan Perry, Michael Perry, Pete Riordan, Dale Stringer, Dave Thomas and Tom Walton.

'EAVY METAL TEAM

Fil Dunn, Neil Green, Kornel Kozak, Joe Tomaszewski, Darren Latham, Keith Robertson, Anja Wettergren and Tom Winstone.

ARTWORK

John Blanche, Alex Boyd, Robin Carey, Paul Dainton, David Gallagher, Neil Hodgson, Nuala Kinrade, Adrian Smith and Karl Richardson.

WHITE DWARF REPROGRAPHICS

Simon Burton, Chris Eggar, Marc Elliott, Zaff Haydn-Davies, Kris Jaggars, John Mickelbach, Melissa Roberts, Rachel Ryan, Jim Shardlow, Kris Shield, Ian Strickland and Madeleine Tighe.

GAMES WORKSHOP DIRECT SALES

www.games-workshop.com
Tel: +44 (0)115 91 40000
Fax: +44 (0)115 916 8044

FORGE WORLD

www.forgeworld.co.uk
Tel: 0115 916 8177
Fax: 0115 916 8044

THE BLACK LIBRARY

www.blacklibrary.com

SPECIALIST GAMES

www.specialist-games.com
Printed at Winkowski, Poland

Games Workshop Limited
Willow Road, Lenton
Nottingham
NG7 2WS

Registered in England and Wales
- Company No. 01467092.



As you'll no doubt have noticed from the imposing, fur-clad Space Marine on the front cover, the Space Wolves are upon us this month. Cue dramatic music, feasting, drinking, and fighting big nasty monsters across a snowy vista.

Space Wolves are a firm favourite with many 40K players, and hobbyists in general, partly because of their imagery and ethos (see the design notes this issue for more on that), but partly because they were one of the first Space Marine Chapters ever to be detailed, and with over 20 years of development they're pretty rich in the background stakes. The other big point, of course, is the fact that they've never exactly had a shortage of cool models, and it was while putting this issue together that I had some interesting revelations on that topic.

The new plastic Space Wolves frames are unusual in that they're designed to be both complete kits in and of themselves, and to augment the already large range of Space Marines plastics. The sheer number of components on the frames mean that making unique models is a way of life for Space Wolves players, but it's really no chore as the kits are so versatile. This results in some pretty unique armies, as every model uses different components and is posed to your liking, using whatever kits you like. There's no need to stop with Space Marine kits either; why not add some Chaos Marauder or Empire Knights components? We've got an article on Space Wolves kit-bashing this issue (see page 78), and even I was inspired to have a go, creating a mighty Wolf Lord completely from bitz.

On the Warhammer front, I've been busy sticking together my Azhag model this month, which inspired me to commission an article all about special characters. You can find that on page 46. Finally, we start a rather spiffing three-part War of The Ring campaign this month, which will have you gaming right through Christmas and beyond!

Mark Latham, Editor

COPYRIGHTS Copyright © Games Workshop Limited 2009 excepting all materials pertaining to the New Line Cinematic productions: The Fellowship of the Ring, The Two Towers, and The Return of the King which are © MMIX New Line Productions, Inc. All Rights Reserved. The Watcher logo, The Lord of the Rings, The Fellowship of the Ring, The Two Towers, The Return of the King and the names of the characters, items, events and places therein are trademarks of The Saul Zaentz Company d/b/a Tolkien Enterprises under license to New Line Productions, Inc. and Games Workshop Ltd. All Rights Reserved. Games Workshop, the Games Workshop logo, 'Eavy Metal', Citadel and the Citadel device are either ®, TM and/or © Games Workshop Ltd 2000-2009, variably registered in the UK and other countries around the world. All Rights Reserved.

Games Workshop, the Games Workshop logo, Warhammer, Warhammer logo, Warhammer 40,000, Demons, Double-headed/Imperial Eagle Device, Eavy Metal, Eldar, Tyrannid, Krook, Tau, Fire Warrior, Hammer, Blood Bowl, Inquisitor, Epic, Citadel and the Citadel Device, Codes, White Dwarf, Golden Demon, Scatter dice, Slotta base, Space Marine, Space Marine Chapters and Space Marine Chapter logos and all associated marks, names, places, characters, races and race insignia, illustrations and images from the Warhammer and Warhammer 40,000 universes are either ®, TM and/or © Games Workshop Ltd 2000-2009, variably registered in the UK and other countries around the world. All Rights Reserved.

SUBMISSIONS All material submitted to us for publication is only accepted on the assumption that the copyright in it is, by the very act of submission, unconditionally assigned by the author as beneficial owner and with full title guaranteed to Games Workshop Limited. We also retain the right to edit and/or amend all material as we see fit. So, if you do not wish to assign copyright in this way, please do not send us your submission. We're afraid we cannot work in any other way! Full details of our submissions policy can be found on our website at: <http://uk.games-workshop.com/legal/terms/submit/>

CORRESPONDENCE We welcome comments about White Dwarf, Games Workshop games and Citadel miniatures. All letters except subscriptions and Mail Order should be addressed to: White Dwarf, Games Workshop, Willow Road, Lenton, Nottingham NG7 2WS.

Please mark your envelope clearly with the name of the game you are writing to us about. If you want a reply you must enclose a self-addressed stamped envelope (oversize readers should include RCs). We receive an enormous amount of mail. We do read every letter but it may take a little time for us to reply to you, so please be patient!

You can find Games Workshop on the World Wide Web at the following internet address:

www.games-workshop.com



Product Code: 6024999358
ISSN: 0265-8712 10



NEW LINE CINEMA



Please be aware that Games Workshop products are usually sold unpainted and unassembled and the contents of any products may vary from those shown herein (for example, any banners shown may not necessarily be included). Pictures are used for illustrative purposes only. Due to certain legislation in the UK, Games Workshop is prohibited from selling spray paints to persons under the age of 16 and bladed equipment to persons under the age of 18. Further, certain Citadel products may be dangerous if used incorrectly and Games Workshop does not recommend them for use by children under the age of 16 without adult supervision. Whatever your age, be careful when using knives, bladed equipment and sprays and make sure that you read and follow the instructions on the packaging. Prices correct at time of going to press. Customers are advised to contact Games Workshop for current availability and current Games Workshop prices. Prices quoted are for products sold by Games Workshop through its own stores, catalogue or website. Independent retailers are responsible for determining their own prices.

IN THE COMPANY OF WOLVES

The Space Wolves are the descendants of Lemn Russ. They are proud, heroic warriors who like nothing more than to feast and slay in their Primarch's name. Find out more on page 16.



FEATURES

16 IN THE COMPANY OF WOLVES

Andy Hall talks to Phil Kelly about the long-awaited Space Wolves Codex and accompanying releases. For Russ and the Great Wolf!

32 LEGIONS OF THE EYE

Dark-hearted Men, Uruk-hai with massive tower shields, and Nazgûl invade from the East. Mat Ward and Michael Perry explain all that's new in War of The Ring.

36 BLOOD AND SAND

The first chapter of an exciting three-part campaign by Adam Troke. Can Gondor stand against the Easterlings and armies of Harad?

46 MIGHTY HEROES AND LEGENDARY DEEDS

Adam Troke delves into Warhammer's rich history, explaining what it takes to be a hero and how to use special characters in your army.

HOBBY

78 SUPER-INTERCHANGEABLE SPACE WOLVES

Just how versatile are the new plastic kits? Well, we put them through their paces and find out!

88 'EAVY METAL MASTERCLASS: WOLF GUARD

Juan Diaz's metal Wolf Guard miniature is given the 'Eavy Metal treatment.

98 MODELLING MASTERS

We talk to the Studio's excellent terrain makers and showcase their recent projects.

REGULARS

03 NEW RELEASES

The latest releases from the Citadel forges.

12 NEWS

Games Workshop news and previews.

73 CITADEL ESSENTIALS

Three ways to use a tub of Modelling Snow.

76 STANDARD BEARER

Painting evenings are great fun, as Jervis discovers.

86 HALL OF FAME

Dave Thomas nominates his favourite miniature.

104 FRONTLINE

The latest events and activities near you.

BATTLE REPORT


52 WRATH OF THE STORM CALLER

In one of the most tightly contested battle reports in recent memory the Space Wolves, led by Wolf Lord Phil Kelly, fight Alessio Cavatore's insidious Chaos Daemon horde.



WARHAMMER 40,000

SPACE WOLVES



CODEX: SPACE WOLVES

Most fierce and barbaric of all the Space Marine Chapters, the Space Wolves are proud and noble warriors. Each battle-brother rages and fights with the power of his ferocious namesake; yet this battle-lust is tempered with cunning, just as their raw strength is augmented by power armour, boltgun and frost axe. They are warriors of myth and in their wake spring legends.

Codex: Space Wolves is a 96-page book packed with everything you need to collect and field a force of heroic Space Wolves in games of Warhammer 40,000. There are pages of history describing the many deeds and sagas of the Great Companies as well as details of their deadly home world, Fenris. You'll also find rules for every troop type and vehicle, a full-colour miniatures showcase and the brand-new army list.

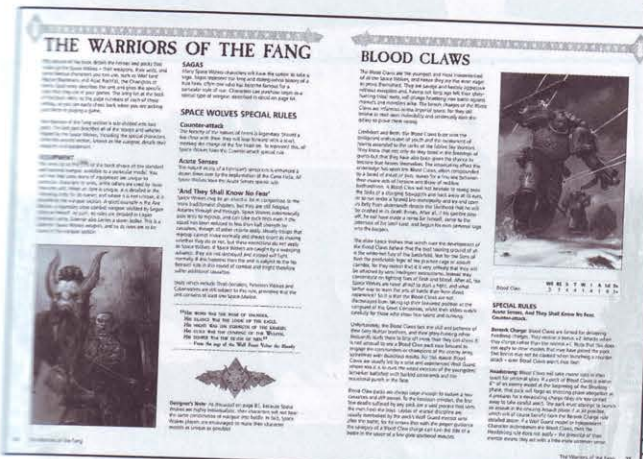
CODEX: SPACE WOLVES

Product code: 60030101011

Written by Phil Kelly

UK £15 Denmark 175dkr
Euro €22.50 Swe/Nor 200skr/nkr

ON SALE OCTOBER 3rd



Images for illustrative purposes only. Product contents may vary. Products sold unpainted and unassembled. Certain Citadel products may be dangerous if used incorrectly. Prices correct at time of going to press, please contact us for current availability and prices. UK prices marked † do not show the 2.5% VAT reduction implemented on 1st December 2008. The reduction will be applied to affected products by Games Workshop at the point of sale. Prices quoted are for products sold by Games Workshop through its own stores, catalogue or website. Independent retailers are responsible for determining their own prices.

NEW RELEASES

SPACE WOLVES PACK



This Space Wolves Pack has been assembled as a Blood Claw Pack, but can also be assembled as Grey Hunters or Wolf Guard.

To accompany the release of the Codex comes a new plastic kit that will form the mainstay of every Great Company. The kit is so versatile that you can build either ten Grey Hunters, Blood Claws or Wolf Guard in power armour, armed with a variety of weapons. And, after assembling your chosen pack, there will still be enough spare heads, arms and accessories to add to other models in your army.

SPACE WOLVES PACK

Product code: 99120101078

Sculpted by Martin Footitt,

Neil Langdown and Matt Holland

UK £20† Denmark 225dkr

Euro €30 Swe/Nor 270skr/nkr

ON SALE OCTOBER 3rd

**MULTI
PART
PLASTIC
KIT**



The kit can be used to make ten Space Wolves in power armour in any combination of Grey Hunters, Blood Claws or Wolf Guard.



The kit has enough spare parts so that you can combine it with other Space Marine plastic kits, such as Scouts or Assault Marines.

Pictures for illustrative purposes only. Product contents may vary. Products sold unpainted and unassembled. Certain Citadel products may be dangerous if used incorrectly. Prices correct at time of going to press, please contact us for current availability and prices. UK prices marked † do not show the 2.5% VAT reduction implemented on 1st December 2008. The reduction will be applied to affected products by Games Workshop at the point of sale. Prices quoted are for products sold by Games Workshop through its own stores, catalogue or website. Independent retailers are responsible for determining their own prices.

WOLF GUARD TERMINATORS



This brand-new plastic Terminator box set is a must for any Space Wolves commander. The kit allows you to make five Wolf Guard Terminators and customise them with a whole raft of bespoke components, making each Wolf Guard a unique member of your retinue. You can use your Wolf Guard Terminators in any number of roles in your army, such as the basis for your Wolf Lord, a Wolf Guard Battle Leader or even a vengeful Lone Wolf.

WOLF GUARD TERMINATORS

Product code: 99120101079

Sculpted by Dave Thomas,

Neil Langdown and Matt Holland

UK £25† Denmark 250dkr

Euro €35 Swe/Nor 310skr/nkr

ON SALE OCTOBER 3rd

**MULTI
PART
PLASTIC
KIT**



Wolf Guard with assault cannon and power fist



Wolf Guard with storm bolter and power sword



Wolf Guard with thunder hammer and storm shield



Wolf Guard with storm bolter and power fist



Wolf Guard with storm bolter and chainfist



The kit includes both a heavy flamer and an assault cannon, giving your squad more firepower.



A wolf claw is similar to a lightning claw, except it can re-roll failed to hit or to wound rolls.



Each Wolf Guard can be equipped differently, as the kit contains plenty of different weapons.



Every component in the kit is instantly identifiable as belonging to the Space Wolves Chapter.




As veterans of countless wars, Wolf Guard wear Terminator armour that is suitably ornate.

Pictures for illustrative purposes only. Product contents may vary. Products sold unpainted and unassembled. Certain Citadel products may be dangerous if used incorrectly. Prices correct at time of going to press, please contact us for current availability and prices. UK prices marked † do not show the 2.5% VAT reduction implemented on 1st December 2008. The reduction will be applied to affected products by Games Workshop at the point of sale. Prices quoted are for products sold by Games Workshop through its own stores, catalogue or website. Independent retailers are responsible for determining their own prices.

SPACE WOLVES BATTLEFORCE

The new Battleforce is brimming with packs of battle-hungry Space Wolves who are ready to bring down the wrath of Russ. It contains two Space Wolves Pack kits – that allows you to make 20 complete Space Wolves. You'll also find five Space Marine Scouts and a Drop Pod. The Scouts can be further enhanced with the aid of the myriad Space Wolf components, leaving more than enough spare bitz to spread across the other squads in your army.



SPACE WOLVES BATTLEFORCE
 Product code: 99120101080
 UK £50† Denmark 590dkr
 Euro €80 Swe/Nor 720skr/nkr

ON SALE OCTOBER 17th

**MULTI
PART
PLASTIC
KIT**



CANIS WOLFBOEN

From the talented hands of Martin Footitt comes this truly monstrous metal model – Canis Wolfborn astride the mighty Thunderwolf, Fangir. On the tabletop Canis is a mighty presence, able to slice through large squads of infantry with ease thanks to his pair of wolf claws and his ability to have as many attacks as models in base contact with him.



CANIS WOLFBOEN
 Product code: 99110101430
 Sculpted by Martin Footitt
 UK £25† Denmark 250dkr
 Euro €35 Swe/Nor 310skr/nkr

ON SALE OCTOBER 3rd

Pictures for illustrative purposes only. Product contents may vary. Products sold unpainted and unassembled. Certain Citadel products may be dangerous if used incorrectly. Prices correct at time of going to press, please contact us for current availability and prices. UK prices marked † do not show the 2.5% VAT reduction implemented on 1st December 2008. The reduction will be applied to affected products by Games Workshop at the point of sale. Prices quoted are for products sold by Games Workshop through its own stores, catalogue or website. Independent retailers are responsible for determining their own prices.

NJAL STORMCALLER

Njal Stormcaller has returned in the new Codex, and Juan Diaz has sculpted a new incarnation of this iconic hero. Encased in rune-etched Terminator armour and accompanied by his psyber-familiar, Nightwing, this metal model makes for a terrific centrepiece for any Space Wolves force.



NJAL STORMCALLER

Product code: 99060101431

Sculpted by Juan Diaz

UK £12† Denmark 135dkr
Euro €17.50 Swe/Nor 160skr/nkr

ON SALE OCTOBER 3rd

LUKAS THE TRICKSTER

Another of Juan's excellent metal characters, Lukas the Trickster is named for his rebellious nature that has earned him the ire of the Wolf Lords. The model's manic expression perfectly captures his devious nature.



LUKAS THE TRICKSTER

Product code: 99060101429

Sculpted by Juan Diaz

UK £10† Denmark 100dkr
Euro €12.50 Swe/Nor 115skr/nkr

ON SALE OCTOBER 3rd

CITADEL

MEGA PAINT SET

The ultimate Citadel hobby kit is back with more stuff than ever before. The set contains all 47 Colour Paints, 18 Foundation Paints and eight Washes. It also includes all ten Citadel Brushes, a pot of sand, Modelling Grass, Glade Grass and Scorched Grass, all of which are contained in a Citadel Figure Case, packed in custom-cut foam layers.



MEGA PAINT SET

Product code: 99179999010

UK £150† Denmark 1500dkr
Euro €195 Swe/Nor 1880skr/nkr

ON SALE OCTOBER 31st



Pictures for illustrative purposes only. Product contents may vary. Products sold unpainted and unassembled. Certain Citadel products may be dangerous if used incorrectly. Prices correct at time of going to press, please contact us for current availability and prices. UK prices marked † do not show the 2.5% VAT reduction implemented on 1st December 2008. The reduction will be applied to affected products by Games Workshop at the point of sale. Prices quoted are for products sold by Games Workshop through its own stores, catalogue or website. Independent retailers are responsible for determining their own prices.

THE LORD OF THE RINGS STRATEGY BATTLE GAME

WAR OF THE RING™

THE GOLDEN KING OF HARAD

The Golden King rules the city of Abrahân through a mixture of fear, and the influence derived from his immense wealth. This metal model from Michael Perry depicts the Golden King travelling on a litter carried by two Abrahân Guard.



THE GOLDEN KING OF HARAD
Product code: 99061464167
Sculpted by Michael Perry
UK £12+ Denmark 120dkr
Euro €15.50 Swe/Nor 150skr/nkr

ON SALE OCTOBER 24th

HARAD ABRAKHÂN GUARD

The Abrahân Guard are the warriors of the infamous merchant city of Harad. A blister contains three of these stout metal models.

ABRAKHÂN GUARD
Product code: 99061464166
Sculpted by Michael Perry
UK £8+ Denmark 100dkr
Euro €12.50 Swe/Nor 115skr/nkr



This blister is only available to order. Turn to page 118 to see how to get them.

ON SALE OCTOBER 24th



HARAD COMMANDERS

These new metal models from Michael Perry allow you to upgrade your Haradrim command companies with a Taskmaster, Banner Bearer and Hornblower.

HARAD COMMANDERS
Product code: 99111464164
Sculpted by Michael Perry
UK £15+ Denmark 175dkr
Euro €22.50 Swe/Nor 200skr/nkr

ON SALE OCTOBER 24th



EASTERLING COMMANDERS

This box set of metal models contains a Dragon Knight, Banner Bearer and a dread Easterling War Priest. You can add these to your command company to increase the potency of your formation.

EASTERLING COMMANDERS
Product code: 99111464165
Sculpted by Michael Perry
UK £15+ Denmark 175dkr
Euro €22.50 Swe/Nor 200skr/nkr

ON SALE OCTOBER 24th



Pictures for illustrative purposes only. Product contents may vary. Products sold unpainted and unassembled. Certain Citadel products may be dangerous if used incorrectly. Prices correct at time of going to press, please contact us for current availability and prices. UK prices marked † do not show the 2.5% VAT reduction implemented on 1st December 2008. The reduction will be applied to affected products by Games Workshop at the point of sale. Prices quoted are for products sold by Games Workshop through its own stores, catalogue or website. Independent retailers are responsible for determining their own prices.

BLACK GUARD OF BARAD-DÛR COMMANDERS

Adding Might points, Courage and manoeuvrability to your Black Guard formations, this box set of metal models contains a Drummer, Banner Bearer and Captain.

BLACK GUARD OF BARAD-DÛR COMMANDERS

Product code: 99111462057

Sculpted by Alan Perry

UK £15† Denmark 180dkr
Euro €23.50 Swe/Nor 230skr/nkr

ON SALE OCTOBER 24th



BLACK GUARD OF BARAD-DÛR

The Black Guard of Barad-dûr are the most feared of all the Orcs that serve the Dark Lord. Alan has portrayed the Black Guard as being armed with massive tower shields and vicious-looking blades. You get three of these elite Orc metal models in a blister pack, sure to be the bane of your foe.

BLACK GUARD OF BARAD-DÛR

Product code: 99061462056

Sculpted by Alan Perry

UK £8† Denmark 100dkr
Euro €12.50 Swe/Nor 115skr/nkr

ON SALE OCTOBER 24th



KÂRDUSH THE FIRECALLER

Alan Perry's rendition of this accomplished Orc Shaman is a highly detailed metal model, with a fireball leaping from the Orc's outstretched hand to scourge his foes.

KÂRDUSH THE FIRECALLER

Product code: 99061462055

Sculpted by Alan Perry

UK £7† Denmark 85dkr
Euro €11.50 Swe/Nor 100skr/nkr

ON SALE OCTOBER 24th



THE KNIGHT OF UMBAR

The Knight of Umbar has a fearsome presence on the battlefield. The blister comes with two metal models, one with the Nazgûl on foot and one mounted.

THE KNIGHT OF UMBAR

Product code: 99061466042

Sculpted by Michael Perry

UK £15† Denmark 175dkr
Euro €22.50 Swe/Nor 200skr/nkr

ON SALE OCTOBER 24th



THE BETRAYER

The Betrayer once hailed from Harad, as Michael has inferred with the style of robes worn by these metal models, one mounted on dark steed, the other on foot.

THE BETRAYER

Product code: 99061466041

Sculpted by Michael Perry

UK £15† Denmark 175dkr
Euro €22.50 Swe/Nor 200skr/nkr

ON SALE OCTOBER 24th



Pictures for illustrative purposes only. Product contents may vary. Products sold unpainted and unassembled. Certain Citadel products may be dangerous if used incorrectly. Prices correct at time of going to press, please contact us for current availability and prices. UK prices marked † do not show the 2.5% VAT reduction implemented on 1st December 2008. The reduction will be applied to affected products by Games Workshop at the point of sale. Prices quoted are for products sold by Games Workshop through its own stores, catalogue or website. Independent retailers are responsible for determining their own prices.

BLACK LIBRARY

Black Library publishes a range of novels and sourcebooks that delve deep into the worlds of Warhammer and Warhammer 40,000. These are available in many of our stores worldwide, as well as in bookshops in certain countries. However, if you are finding it difficult to get hold of any of these publications then go to the Black Library website, where books may be purchased directly.

www.blacklibrary.com



SHAMANSLAYER

Dwarf Trollslayer Gotrek and his human companion Felix Jaeger, Warhammer's most famous pair of heroes, head off to a new adventure in the latest novel of this best-selling fantasy series.

When Gotrek and Felix travel north they discover that the malignant forces of Chaos are at work, and find themselves battling not only for their honour, but for the very future of the Empire itself.

SPACE WOLF: THE SECOND OMNIBUS

Few Space Wolves are as famous as Ragnar Blackmane. His exploits are legendary. This collection of war tales see him and his fellow Space Marines embroiled in an assassination plot, then sent to confront the threat of Chaos.

Space Wolf: The Second Omnibus collects together the novels *Wolfblade*, *Sons of Fenris* and *Wolf's Honour*, as well as a new introduction.

CADIAN BLOOD

When the Imperial shrine world of Kathur is blighted by Chaos, the brave Guardsmen of Cadia are sent to reclaim it. The plague of Nurgle has set in deeply on the planet, forcing the Cadians into battle with an innumerable legion of the infected. Lieutenant Parmenion Thade is thrust into an unlikely commanding role. Yet he cannot imagine what lies ahead on Kathur, and just how important it will be to ensure victory there...

SHAMANSLAYER

by Nathan Long

ISBN: 978-1-84416-772-2

| | | | |
|------|-------|---------|-----------|
| UK | £6.99 | Denmark | 70dkr |
| Euro | €9 | Swe/Nor | 80skr/nkr |

SPACE WOLF: THE SECOND OMNIBUS

by William King and Lee Lightner

ISBN: 978-1-84416-774-6

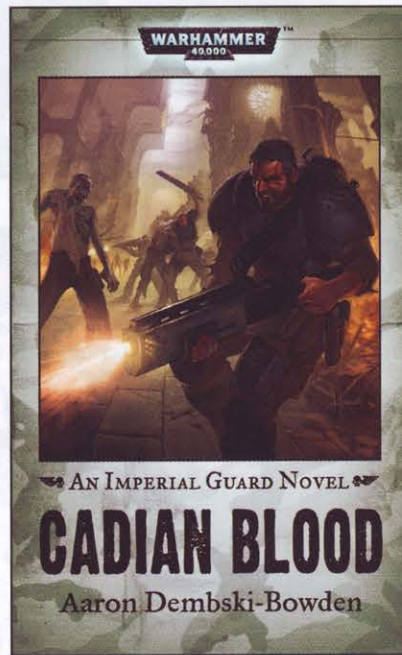


| | | | |
|------|-------|---------|------------|
| UK | £9.99 | Denmark | 115dkr |
| Euro | €15 | Swe/Nor | 140skr/nkr |

CADIAN BLOOD

by Aaron Dembski-Bowden

ISBN: 978-1-84416-770-8

| | | | |
|------|-------|---------|-----------|
| UK | £6.99 | Denmark | 70dkr |
| Euro | €9 | Swe/Nor | 80skr/nkr |



Pictures for illustrative purposes only. Product contents may vary. Products sold unpainted and unassembled. Certain Citadel products may be dangerous if used incorrectly. Prices correct at time of going to press, please contact us for current availability and prices. UK prices marked † do not show the 2.5% VAT reduction implemented on 1st December 2008. The reduction will be applied to affected products by Games Workshop at the point of sale. Prices quoted are for products sold by Games Workshop through its own stores, catalogue or website. Independent retailers are responsible for determining their own prices.

FORGE WORLD

Forge World makes a huge range of resin kits and accessories. These include super-heavy battle tanks, Titans, upgrades for Games Workshop's plastic kits, scenery pieces and busts of some of our most popular characters. These products are intended for experienced modellers and are only available directly from Forge World.

www.forgeworld.co.uk



VENDETTA CONVERSION KIT

The Vendetta is a dedicated gunship, often formed into roving search-and-destroy wings that actively hunt down enemy tank formations. The Forge World resin kit gives you all the components you need to turn your Valkyrie into a Vendetta. Note that a Vendetta conversion kit is not a complete model; you will need an Imperial Guard plastic Valkyrie to construct it.

Kit designed by Daren Parrwood.



VULTURE KIT

The Vulture is a heavily armed Valkyrie variant, trading the Valkyrie's transport capacity for speed.

This is a complete resin and plastic kit. You get all the components you need to make the whole model.

Kit designed by Daren Parrwood.



Pictures for illustrative purposes only. Product contents may vary. Products sold unpainted and unassembled. Certain Citadel products may be dangerous if used incorrectly. Prices correct at time of going to press, please contact us for current availability and prices. UK prices marked £ do not show the 2.5% VAT reduction implemented on 1st December 2008. The reduction will be applied to affected products by Games Workshop at the point of sale. Prices quoted are for products sold by Games Workshop through its own stores, catalogue or website. Independent retailers are responsible for determining their own prices.

WARHAMMER ONLINE CALL TO ARMS


A Call to Arms

Warhammer Online continues to grow with the latest expansion. Spread out across three major updates, *Call to Arms* tells the story of the Tomb Kings' introduction to the Age of Reckoning, the tumultuous period against which the game's back story is set.

Bitter Rivals, the first chapter of the Call to Arms saga, sees the introduction of two new playable careers: the Dwarf Slayer and the Orc Choppa. *Beyond the Sands* features a wide-ranging live event centred in the game's Realm vs. Realm territories, pitting hated enemies against each other in a race to unlock the story behind the emerging Tomb Kings threat. In the final chapter, *Rise of the Tomb Kings*, a huge new area has been added to the game, including a trap-filled dungeon.

The entire story arc and all of its great new content is offered completely free of charge. But even better, it's all available now – have you answered the call to arms?

You can find more details at:
www.warhammeronline.com



IN BRIEF

'If you go down to the woods today you're sure for a big surprise... especially if it's one of the dark woods that cover the Old World.' Not the traditional end to the rhyme, but it's what certain games developers have been singing recently. What does it mean? Find out in a few months' time.


As mentioned last month, Jervis organised a Warhammer tournament recently, something he hasn't done since he set up the first Warhammer Grand Tournament in the '90s! And so the first Warhammer Studio Invitational was held in Warhammer World. This was a very different event to the usual tournament format and featured some crazy scenarios and a new ranking system. It was a great success – well done to Martin Morrin for winning the day with his Vampire Counts.

Space Marine

Playstation 3 and Xbox 360 players rejoice, for a brand new Warhammer 40,000 game is on its way from the makers of Dawn of War.

Warhammer 40,000: Space Marine will allow you to take direct control of individual characters and fight in epic battles. 'Space Marine is an Action-RPG built from the ground up for Xbox 360 and Playstation 3. At Relic, we have a deep understanding of 40K based on our development of Dawn of War 1 and 2 and a close working relationship with Games Workshop. Our goal is to ensure Space Marine delivers the most intimate and brutal Warhammer 40,000 experience to date,' said Jonathan Dowdeswell, executive producer at Relic Entertainment.

Despite it still being a while away from release, we're already excited about it here in the White Dwarf bunker.



Rogue Trader

This month brings the release of the Game Master's Kit for the newest game in the Warhammer 40,000 Roleplay line, Rogue Trader. The *Rogue Trader Game Master's Kit* includes a high-quality GM screen packed with charts and reference tables on one side and beautiful full-colour artwork on the other, as well as the introductory adventure booklet, 'The Eye of the Weaver'. Find out more at: www.fantasyflightgames.com



WEB LORE

www.games-workshop.com

Adam Troke: The Space Wolves are upon us! Yup, there's no denying it, Jim Sowter and I (along with our ever-faithful legion of Servitors) have had a marvellous month spent on the trail of the greatest champions of humanity. Together we've waded through the snow-capped fields of Asaheim in the company of Fenris' finest sons, searching high and low for top-notch content to include on the Games Workshop website.

This month you'll find enough great articles on the Games Workshop website to fill even the loftiest Fenrisian saga, including a Getting Started guide to the Space Wolves that could steep even the freshest Blood Claw in essential Chapter lore. Servitors VII & IX have been invaluable in helping Jim and I produce some great assembly and painting articles (there's no beating a Servitor when you're looking for steady hands), which go paw in paw with our Space Wolves Hobby Feature.

Of course, while the focus of our month has been on the inbound Space Wolves, we've taken time to spread the net a little further, including a painting extravaganza that highlights not just the newly released Citadel Mega Paint Set, but also delves into the rest of the great tools and accessories in the Citadel range. All in all it's been a good month for the web team. I'll have to cut it short here though – Jim and I still need to re-task a few of the departmental servo-skulls with enhanced rat-catching protocols, ready for next month's assignment...

Also on the Web...

That's just the tip of our online coverage for this month. Visiting the Games Workshop website you'll also find:


- Grey Hunters, Wolf Guard and Blood Claws assembly and painting
- A fresh look at the Mines of Moria boxed game
- Space Wolves sample armies and tactical advice

Bitz Packs



There's just one Bitz Pack released this month, but it's a classic. Despite the sheer number of components on the new Space Wolves kits, some people just can't get enough bitz. Luckily for those addicted to converting the Sons of Russ, the classic Space Wolves Accessory Frame is back and now available.

Like all of our growing range of Bitz Packs you can purchase this and many others from the online store.



Getting Started with Space Wolves

This is the complete guide on how to start your own force of ferocious Fenrisians. The feature is packed with advice on gathering your initial force, tactics for your first few encounters and how to get the most out of the new kits.



Heroes of Legend

The Space Wolves are a Chapter of mighty heroes immortalised in great sagas that are often told in the feasting halls of the Fang. This feature delves into the Space Wolves' background to uncover the exploits of these famous warriors.



Painting Extravaganza

To celebrate the relaunch of the Mega Paint Set, we go on a tour of the Citadel paint and tool range. With tips and advice for every Citadel tool, there's no doubt this web feature will be bookmarked for some time to come.



Did You know?

Once registered at games-workshop.com you'll have access to a host of benefits, including the ability to create, store and send your very own wish list.

With Christmas just around the corner, now's the time to let everyone know exactly what you want to find waiting under the tree. Using the online wish list facility, in the My Games Workshop area, you can create your ideal Christmas list. Use the website to easily select models from the entire Citadel Miniatures range. You can then email the wish list to your friends, family and anyone else who might be feeling generous. Then relax, safe in the knowledge that you'll get exactly what you want. Log on to:

www.games-workshop.com

New Hobby Centre

Verily and forsooth, the brand new Stratford Games Workshop store has thrown wide its doors and is open to Hobbyists in the town of William Shakespeare's birth. Come ye one and all to this merrie store and wax lyrical about your armies with the Manager, Ashley.

To find out more about all our new stores and our exciting plans to open even more, turn to page 108 of this very issue!

GW Stratford-upon-Avon

Unit 1, 27 Windsor Street
Stratford-upon-Avon
Warwickshire
CV37 6NL
United Kingdom
Tel: 01789 297262



To find your local Games Workshop Hobby Centre, go to:
www.games-workshop.com

School's out for... ...October

The month of October is upon us, the season of Hallowe'en, conkers and half term holidays in your local Games Workshop store!

Whenever your holidays fall, your nearest Hobby Centre will be hosting a myriad of activities through the half term holidays. There will be loads on offer to see and do including gaming and painting, opportunities to work on your hobby skills, scenery building classes, army collecting tips and tactics, and all manner of jiggy pokery. All as well as running informative beginners sessions, Club Nights and Veteran Nights, and all the usual great stuff to be found in our stores.

Don't worry if you've not been in for one of our events before – our friendly and helpful staff are always on hand to get you involved and offer advice and guidance.

So, if you don't want to feel a buffoon this half term, don't miss out. Get in touch with the staff at your local Hobby Centre and find out what's on and how you can get stuck in!



School League 2010

Following a great Summer of War and having gotten over the shock of returning to school, it's time to start thinking about the coming year of gaming and that can only mean one thing; the School League 2010!

The School League is open to all secondary schools and secondary age pupils (i.e. years 7-13) and involves the use of small armies. The School League includes teams playing any of the three systems and your school can enter teams for more than one system. A team consists of four players who, during the Regional Finals held somewhere near you in March, will play against other teams to determine who goes through to the International Final at Warhammer World in July.

The School League Final '09 hosted 144 gamers, all battling for the honour of their school; the winners of the best painted armies have even had them displayed alongside the beautiful 'Eavy Metal miniatures in the fabulous Warhammer World Citadel Miniatures Hall!

The League started in September and, if you want to get the most from it, you need to get your team down to your local Games Workshop Hobby Centre to get advice and practice with game rules, tactics, painting and the best way to build your army. They can also help you with making scenery and running campaigns or competitions for your club and provide a vital link to help your club become the best in the country!

The School League is open to all secondary schools in the British Isles, Scandinavia and Benelux and getting involved couldn't be easier – to take part please get your teacher to contact either Bek Hawky, our Community Coordinator, or talk to the friendly staff of your local Games Workshop Store.

Bek Hawky, 0115 9004821



ANNOUNCEMENT



Due to a private function Warhammer World will offer a slightly altered service and opening hours from the 3rd to the 6th of December. We will try where possible to offer alternate facilities and apologise for any inconvenience which may be caused. We advise that if you can, try to visit another time, or contact us for details.

whworldevents@
games-workshop.co.uk.

Wish Lists

It's around this time of year that thoughts start to wander towards what we hope to find lurking under our Christmas trees this year. Imagine the delight when you unwrap that exciting looking shiny box, only to find... a 'snazzy' sweater from your well-meaning Auntie. Now, obviously poor Auntie is just a bit misinformed, and didn't realise that you actually wanted a Mega Paint Set and a Warhammer Giant. If only she had some guidance...

Well never fear, because your local Games Workshop store is here to provide





just that, through the mighty power of the Wish List! Go down to the store any time between now and Christmas and generate your own Wish List to share with your family and friends, to ensure that you only get the presents you want. If you are spoilt for choice and are not sure of the best way to build your army for total domination, then the guys in store will be only too happy to help you form your master plan.

Your nearest and dearest can then speak to the guys in the store to find out exactly what you are really hoping for this year. The best thing of all is that this can be a permanent list all year round – a list is for life, not just for Christmas!

For more information about Wish Lists contact your local Games Workshop store or visit the website.

WARHAMMER 40,000 IN THE
COMPANY OF WOLVES



Codex: Space Wolves is a 96-page book full of history, background, hobby advice and rules for playing with the Space Wolves. There's a massive bestiary section that has all the information for every troop type, including new units and the most famous of Wolf Lords that wage war across the galaxy.

We often use the phrase 'eagerly awaited' to describe our latest 40K army, but never has it been more aptly applied than for the Space Wolves. It's been nine years since the last Codex was released, and we sent Andy Hall to talk to the new book's author, Phil Kelly, to find out what changes he's rung in. But doesn't he normally just write about the enemies of the Imperium?

'Well,' says Phil with a grin, 'it is a bit of a departure for me. But I'm really glad because, of all the Space Marine Chapters, the one that really excites me is the Space Wolves. They are anarchic, unruly and wilful, the direct opposite to the ordered might of the Ultramarines. They appeal to me so much because they know what is right in their (two) hearts rather than in their heads. Space Wolves do things because it is the right or heroic thing to do,

not because an ancient, ten-thousand-year-old tome tells them to. They are heroes in the truest sense of the word.

'And also,' continues Phil, 'they have fun! The warriors of Fenris enjoy what they do and not many citizens of the 41st Millennium can say that. They are brutal, hard and harsh warriors who love a good fight but when they go back to the Fang – their fortress and ancestral home – they gather in great feasting halls, feed on red meat and drink noxious brews in an attempt to get drunk, which isn't as easy as it sounds when you have an array of organs in your body designed to filter out any form of toxin!'

These Chapter traits – eschewing authority, and a love of socialising and fighting – comes from the world they are brought up on. And in the new Codex, Phil has really expanded the Space Wolves'

background, so we learn more than we ever have before about the Space Wolves' home planet of Fenris. 'When you come to write a Codex or army book you begin with the archetype; the Space Wolves have strong roots in Norse mythology, but they are far more than just Vikings in space. They are mighty warriors of old, who are hardened by their home world of Fenris. It is a cruel place dominated by rough icy seas and a smattering of islands that the tribes of 'normal' Fenrisians must fight over. But Fenris is more than just a ball of ice; it's a place of fire as well. It follows an elliptical orbit, and so when it is brought close to its pale sun the seas literally boil as lava erupts from the planet's cracked crust. Still, it's not just the environment the Fenrisians must compete with, but the fauna as well. The oceans contain many sea monsters, from squid-like kraken to

promethean monsters that are the subject of local legends, while massive wolf-like creatures stalk the few bits of land that jut from the sea. To survive in such a place the inhabitants must be hardy warriors, so make natural recruits for the Space Wolves,' says Phil.

Capping Fenris at its pole is Asaheim, the only stable continent on the planet, a land unassailable by mere mortals. It is here that the Fang can be found, the legendary Chapter-Fortress of the Space Wolves. 'With Asaheim we're going back to the legends and myths of the Norse, of a heavenly, unreachable plane that only great warriors who perform mighty deeds may one day reach. This is the story, a saga that the tribes tell when they talk about the continent of Asaheim. Stories are very important to the Fenrisians and remain so even to those few who become Space

For ten thousand years the Space Wolves have served the Emperor faithfully and with honour. The Chapter has endured ages of constant battle. It has survived times of anarchy within the Imperium, and periods of occasional isolation from Earth.

Through all these years of mixed fortune the Space Wolves have held true to the vow of Leman Russ to serve the Allfather – their name for the Emperor – though they have not always served in the way the High Lords of Terra might have liked them to...



Though he is one of the most cunning individuals in the Chapter, Lukas is called Trickster by his many detractors. Lukas can join a pack of Blood Claws. His chameleonic cloak makes it nigh impossible to land a telling blow upon him, but foes that slay him are laid low by the stasis grenade in place of his second heart!

Wolves. The telling of these sagas, especially those of brave heroes, drives the Space Wolves to great deeds so that they may one day have sagas told or songs sung about them,' adds Phil.

Great heroes performing valiant feats are very important Space Wolf themes, so much so that the Codex is replete with such tales and even how you collect and fight with Space Wolves has been designed to encourage this style of play. 'Every time a Space Wolves player takes to the battlefield I don't just want him to think about how he can win, I want him to consider what great deeds his Wolf Lords, Rune Priests and Wolf Guard will perform. Having such characters in your force is a crucial aspect of any Space Wolf army. That's why they can have double the amount of HQ choices normally allowed on the force organisation chart.'

But it's not just the number of characters you can have that sets the Space Wolves apart from the rest, but how you utilise your mighty heroes as well. While Wolf Lords, Rune Priests and Iron Priests all act like powerful characters in other armies, the way you deploy the Wolf Guard is very different. 'You have two options when you buy a pack of Wolf Guard. You can use them just like a Terminator or Veterans Squad; or you can use them as pack leaders, splitting them up between your other packs of Space Wolves,' explains Phil. 'This gives the army a really interesting dynamic; essentially it turns Space Wolves squads into packs in the truest sense of the word. They feel like warrior bands of old, forming around a dominant leader – an alpha male, if you will – rather than clinical, efficient squads of Space Marines.'

SPACE WOLF PACKS

Space Wolves fight in battle-groups called packs, which are akin to Space Marine squads. The core of the Chapter's fighting strength is formed by these packs, most of which are groups of stalwart and quick-witted Grey Hunters, young and impetuous Blood Claws and the older, grizzled Long Fangs. Just as the Space Wolves are structured around these units, the new plastic kit allows you to build your own Space Wolves Packs. The new box set contains ten Space Wolves, which you can

build as Grey Hunters, Blood Claws or Wolf Guard in power armour. But even after you've assembled your models you'll still find the frame packed with components. This is quite deliberate as you can then use these spare parts to enhance the rest of your Space Marine plastic kits. The Space Wolves Pack has been designed to be completely interchangeable with all of our plastic Space Marines range – you can see examples in our Modelling Workshop on p78.



Grey Hunter



Wolf Guard



Wolf Scout



Long Fang



Blood Claw



Skyclaw



Swiftclaw



CANIS WOLFBORN

Canis is a true warrior of Fenris. The Wolf Priests theorise that Canis was lost in a snowstorm as an infant, abandoned after his nomadic tribe were killed, and raised as a whelp by a brooding she-wolf in whose lair the young Canis sought shelter. His Wolf Guard companions joke that Canis was taken in as a cub because he was hairy and smelled like a Cthellan Cudbeast, but underneath the jests all respect the Fangrider. His steel and courage are beyond question, and wolves great and small instinctively obey his commands – even the largest of wolves will avert its eyes from Canis' gaze. It is well known that the Wolfborn has a terrifying battle frenzy, and to this day he rides the largest of his kin into battle, a massive, snarling Thunderwolf called Fangir.




Another interesting development is that the sagas themselves are not just ephemeral ideas but are in effect a new type of warfare that allows you to tailor your Wolf Lord however you like, making him a unique character and true proxy of yourself on the tabletop. 'A saga gives your character a powerful ability, unique to Space Wolves armies. For instance, the Saga of the Warrior Born gives a bonus to his Attacks equal to the number of models he killed in the previous Assault phase. However, such power comes at a cost. To ensure the fates smile upon the Chapter, the Rune Priests charge its mightiest heroes with a sacred oath. Each of these oaths is a deed the hero aspires to accomplish during the battle. In the case of the Warrior Born he must try to fulfil the 'reap a great tally' oath and kill at least ten enemy models during the battle. I think the important point here is that breaking an oath has no game effect – it's purely a matter of honour. This way, the emphasis is on the player. It's up to him whether he wants to play like a true Space Wolf or have nothing but contempt for the ways of Russ.'

The sagas are just one facet that makes the Space Wolves unique amongst their fellow Chapters, the army list itself is a very different beast to the one found in Codex Space Marines as are their other rules. 'For a start, every unit has the Counter-attack special rule,' states Phil. 'This will be familiar to veteran Space Wolves players and means you're really going to make a mess of any enemy that closes with a pack of Space Wolves. Orks need to watch out as the Space Wolves will be hitting first with as many attacks in some situations, robbing the greenskins of that all-important initial impact,' says Phil.

THE GREAT COMPANIES

The organisation of the Space Wolves owes more to the personality of their Primarch and the warrior-customs of the Fenrisian tribes than to the formal dictates of the Codex Astartes. As a result, the Space Wolves Chapter is divided into twelve 'Great Companies', each comparable to a tribe ruled over by a warrior-king and advised by a council of elders.

A Great Company's commander is known as a Wolf Lord, a warrior whose only master is the Great Wolf himself, Logan Grimnar. Each Great Company has its own headquarters and territory within the Space Wolves' massive Chapter-fortress, and has its own spacecraft, armoury, forges, archives, serfs and other resources. In almost all respects, it is a separate, self-sufficient brotherhood of warriors. The Great Companies each have their own ancient customs, renowned heroes and warrior traditions that they honour and celebrate to this day.



Unfortunately we don't have the space to go through the ins and outs of every unit, but veteran Space Wolf players should rest assured that Grey Hunters, Blood Claws, Long Fangs and an arsenal of Space Marine tanks are all there. However, it's some of the new units that Phil really wants to talk about. 'Perhaps surprisingly to some, I've put the Blood Claws in the Troops section. Don't worry, they're still the impetuous pups they've always been,

“I WANT PLAYERS TO CONSIDER WHAT GREAT DEEDS THEIR WOLF LORDS WILL PERFORM.”

and this is reflected with their Headstrong and Berserk Charge rules – the latter of which gives them +2 Attacks on the charge – but as the young 'uns they have a Space Marine Scout profile. It's the Skyclaw Assault Packs that now take up the traditional assault slot in Fast Attack. These warriors are still Blood Claws, but are the most headstrong and rebellious, so the older Space Wolves and Wolf Guard are only too happy to kit them out with jump packs and let them go.'

It's in Fast Attack where two other brand new additions now live, as Phil continues to explain. 'I wanted wolves to have a literal presence in the army list as well. That's why you can have packs of Fenrisian Wolves in the army; Heroes can also have a Fenrisian Wolf or two to accompany them on to the field of battle as well. But it's the Thunderwolf Cavalry that will be talked about the most. It's a great image; Space Marines mounted on giant wolves and that is essentially what they are. I think it's important to distinguish that a Thunderwolf of Fenris is more than just a big canine – this is a ferocious monster that is shaped like a wolf, its muscled bulk able to carry a Space Marine in power armour with ease. These really are creatures of myth, so much so that Thunderwolf Cavalry are just wild rumours to the rest of the Imperium no one outside of the Fang believes they exist. As you'd expect, these are incredibly hard troops with a profile to match, with five Strength 5 Attacks on the charge. But at 50 points each, you won't be able to field a lot of them,' says Phil.

Even with such a grand vision, encapsulated by the brand new Canis Wolfborn miniature, the Thunderwolves are still not Phil's favourite troop type. That honour belongs to the Lone Wolves. 'I love the concept of the Lone Wolves,' says Phil. 'A pack stays together throughout their

WOLF GUARD TERMINATORS

The Wolf Guard are the hand-picked battle-brothers that fight alongside a Great Company's Wolf Lord. Each has earned his place by some exceptional feat of arms. It is his heroic deeds that mark out the Wolf Guard rather than age, so there are hot-blooded young warriors as well as sturdy veterans amongst their ranks.

One of the many honours bestowed upon the Wolf Guard is access to the Chapter's precious suits of ancient Terminator armour. As such the new Wolf

Guard kit allows you to make five Wolf Guard Terminators. These mighty warriors can then be used together as a single pack as in this example, or distributed amongst the other packs in the army.

The new plastic Wolf Guard kit is crammed with extra components, more than you'll ever need to build just the Terminators. For example, you get 13 heads on the frame, leaving you with loads of extra bitz that can be used elsewhere in your army.





DOM MURRAY'S SPACE WOLVES



We turned to the Studio's Dom Murray to see what impact the new rules and models will have on his army – Dom has been collecting Space Wolves for about ten years, making him the gaming equivalent of a Long Fang.

Every wargamer, no matter how sane and balanced they generally consider themselves, has an army that they really identify with; one that no one else can possibly understand as well as them, one that they believe really is their true wargaming personality. Mine happens to be the headstrong Sons of Russ, and it would be something of an understatement to suggest that I'm quite excited about the release of *Codex: Space Wolves* – straining at the leash more like!

I've played Space Wolves for ten years, so the first thing I did when I picked up the Codex was have a glance at the army list. The core of the army is composed of the strong building blocks that will be familiar to any Wolf Lord: Blood Claws, Grey Hunters, Wolf Guard and Long Fangs are still the mainstay of the infantry.

The Blood Claws are one of my favourite units. Who doesn't want to command a bunch of raving, battle-hungry youngsters who just want to rip into the opposition? They now have the option to be fielded as Skyclaw Assault Packs, their jump packs enabling them to get into battle even quicker, as well as being able to redeploy as you need them. Those familiar with the Space Wolves will also notice that the existing units have had lots of useful tweaks rather than being redesigned from scratch. So, if anything, you'll find yourself making excuses to add even more options to your units.

You still have the ability to split your Wolf Guard as pack leaders amongst all of the infantry units. The Wolf Guard add a huge amount of character to units, especially as they are all armed individually. In fact, Phil [Kelly] growls at me if I even think about kitting several of them out with the same wargear.

I can now take up to four HQ choices in a standard game. The balance of the army then depends on how I want to use my characters. This used to mean that I was forced to make



Just some of the figures from Dom's Space Wolf collection. You can see more examples of his work on page 78 in this month's *Modelling Workshop*.

some compromised army choices, but no more! If I want to take Ragnar, Bjorn the Fell-Handed and Logan Grimnar, so I can happily do it.

And talking of characters, there are loads. As already noted, Bjorn is back. He's one of my favourite characters and adds real gravitas as a symbol of the Chapter's history. Njal Stormcaller has also returned, this time in Terminator armour. With the 0-1 restriction of the previous Codex removed, I can now field a Space Wolves army based around Rune Priests. Led by Njal, I can use my full complement of Rune Priests (including the old Njal Stormcaller model in power armour) to make an army based around powerful psykers.

New boy Lukas the Trickster adds even more punch to the Blood Claws, and gives you every excuse to play in character and make rude insults to your opponent when things don't go your way. I've always taken lots of Blood Claws as they make great assault troops, so to finally have a character who fits in with the overall feel of my army is great news. Once I've finished modelling some Skyclaw Assault Packs I'll be able to field an army based around the ferocious Blood Claws.

Keen-eyed Space Wolf players will remember stories of the mythical beasts known as Thunderwolves from previous Codexes. Not only are they now found in the army list, but they are also represented by a special character called Canis Wolfborn himself. He's a mammoth character and a miniature that deserves to be central to any Wolf Lord's plans.

I'm a fan of narrative gaming, so am naturally drawn to the saga rules as they allow gamers to play in the character of the army. My own Wolf Lord, Thorgeir Grimmhammer, takes the Saga of the Warrior Born. This helps me to play to the true character of the Wolf Lord as he rampages through wave after wave of enemy combatants.

All this and I haven't even mentioned the fantastic new models. My current army has seen a great deal of converting and kit-bashing in order for me to try and create a unique force. The new plastics offer so many new parts that I'll be happily customising models till Lemar Russ returns from the Eye of Terror.

Next month you can see Dom's Space Wolves army in full, as he's the subject of our Army Masters series.



fighting career, from being a Blood Claw all the way through to the Long Fangs. The Lone Wolves are the last of their pack, those who have survived hundreds of years of constant war. They now go to battle to look for nothing more than a glorious death. These are just single models, but are highly individual, perhaps they have a totem for every member of their lost pack upon their person, or have the names of lost comrades tattooed onto their arms, or carry anarchic, bespoke equipment his pack has collected over the centuries. The modelling opportunities for creating Lone Wolves, especially with the new kits, are massive; they've really got modellers in the Studio very excited. Players should take a Lone Wolf's death oath very seriously though, as it will cost them a kill point if the Lone Wolf is still alive at the end of the game. But getting the Lone Wolf killed is not as easy as it sounds, as they have a respectable profile, with the Eternal Warrior and Feel No Pain special rules.'

Lone Wolves are the epitome of the tragic hero, but if there is one thing the

Chapter is not short of, it's heroes. You'll find eight such characters in the Codex. 'All the old favourites are back, including Bjorn the Fell-Handed' says Phil. 'There are new characters too, such as Arjac Rockfist the Man-Mountain and Lukas the Trickster. Special characters have a very specific role by embodying the theme and traits of the Chapter. For example, Lukas embodies the cunning wolf, while Canis Wolfborn is the man who talks with beasts.'

So, as our time with the Great Wolf himself comes to an end, it's easy to see that Phil's approach has been anything but 'dog'-matic (*Any more jokes like that and you're fired, Hall! – Ed*). 'Superficially Space Wolves are barbarians in power armour, but they are so much more; they are proud warrior-kings from a long line of heroes who can trace their bloodlines to Lemar Russ himself.

'As a Space Wolves player the onus is on you to play with honour; the rules will not force you to do this, but it is up to you to do the right thing – just as a real Space Wolf would.'

HEROES OF FENRIS

Logan Grimnar's leadership of the Space Wolves has endured for five hundred years. During that time he has led his Chapter to victories beyond counting, for the Old Wolf hunts evil wherever he finds it.



Ragnar Blackmane's deeds have spread across the galaxy. Considering his young age, Blackmane may yet go on to become the greatest Wolf Lord in history.



Njal Stormcaller is the most powerful Rune Priest in the Space Wolves Chapter, able to command the very elements. Armed with the Staff of the Stormcaller, he conjures howling blizzards and arcing lightning to strike down the foes of Fenris.



When he goes to war Ulrik the Slayer is a terrifying figure, resplendent in his black armour, wolf helm and the crackling Crozius Arcanum that acts as his badge of office.





SCOUTS

In most Chapters new Space Marines are initiated into the Scout Company before they join the Battle Companies proper. Not so the Wolf Scouts, who are normally drawn from the ranks of those Grey Hunters who are marked out as men who desire an isolated existence and who track and hunt best alone.

However, the needs of the battlefield often dictate that Wolf Scouts will band together and fight as a pack. They are expected to operate far in advance of their more heavily armoured brethren, sniffing out the forces of the foe, slinking into fortified positions, gathering intelligence and killing isolated elements of the enemy.



SKYCLAWS

The most headstrong troublemakers from each Blood Claw pack are often 'rewarded' by reassignment to a Skyclaw Assault Pack. The promotion to Skyclaw is seen as a dubious honour at best, but such disapproval just makes them even more determined to prove themselves in the eyes of their elders.

They soar fearlessly through the skies in great leaps, landing with a stone-splintering crunch before rocketing straight forward into the ranks of the foe. With fangs gnashing and chainswords roaring the Skyclaws rejoice in seeing the enemy crumble under the reckless fury of their airborne assault.




THE SAGA OF SVEN IRONFIST

Robin Cruddace assembles a band of warriors to take to the Sea of Stars and fight in the name of the Allfather.



THE SAGAS

Certain Space Wolves characters can be given a special type of wargear called a saga. This represents the great stories and feats of legend that are told about your hero. However, each saga comes with an oath that must be fulfilled to please the fates. For instance, the Saga of the Beastslayer allows the hero to re-roll failed to hit rolls against walkers, monstrous creatures, and models with a Toughness of 5 or more. But the price for such a powerful boon is that the hero in question must swear an oath to 'fear not the beast' and try to slay one of the models listed above during the game.



PACK LEADERS

The Wolf Guard act not only as bodyguards for the lords of Fenris but also as leaders for the packs in their Great Company. Before the battle, each Wolf Guard has the option of being split off from his pack and assigned to lead a different pack from the following list: Blood Claws, Swiftclaw Bike Packs, Grey Hunters Wolf Scouts and Long Fangs.



Robin: At the top of my Space Wolves army list is Sven Ironfist, a Wolf Guard Battle Leader in Terminator Armour accompanied by a unit of six Wolf Guard Terminators. This fearsome unit rides to war in a mighty Land Raider Crusader. This is the hammer of my force, one that heads straight towards the largest concentration of foes to take on all comers; that's the Space Wolves' way after all. Whilst there is little that can threaten this squad, I've learnt from bitter experience that monstrous creatures can make a mockery of Tactical Dreadnought Armour. As such, my Battle Leader has the Saga of the Beastslayer, helping him to slay those hulking brutes before they carve through my elite squad.

No Space Wolves army would be complete without units of Grey Hunters and Blood Claws, the backbone of any Great Company. The dependable Grey

Hunters prevent any of my own objectives from falling into enemy hands, whilst the ferocious Blood Claws storm defended positions. One of my squads of Blood Claws has a Razorback to carry them to the fight that much quicker whilst adding some much-needed heavy weapons fire. Burek Longtooth, a Rune Priest, will join the Grey Hunters unit. This warrior-mystic has powerful psychic powers and a runic weapon that has racked up an impressive tally of kills. In addition, the Rune Priest allows me to nullify enemy psychic powers, keeping my valuable Grey Hunters in one piece.

I always endeavour to include Wolf Guard in my Troops squads. I tend to include a Wolf Guard Terminator with a heavy weapon to complement the tactical flexibility of the Grey Hunters, whilst for the Blood Claws it's all about bolstering the amount of bloodshed and carnage they can

dish out. My favourite is the Wolf Guard with the Mark of the Wulfen, capable of unleashing a potential seven thunder hammer attacks each turn. Wolf Guard instil a bit of discipline into the fiery Blood Claws, allowing me to negate the Headstrong rule, which a canny opponent could exploit by luring my unit away from an objective – when you only have a handful of scoring units, this can be the difference between winning and losing a game. I also like to include Lukas the Trickster in my army, mainly because I like his background so much. He's no slouch in combat and whilst his Rebellious rule means that the unit will not benefit from the Wolf Guard's Leadership, the Last Laugh rule makes him ideal for character hunting. Even if Lukas is bested there's a chance my opponent's most powerful fighters will be caught in a stasis trap, forever more.

Continuing with the sneaky theme, I never leave Fenris without a unit of Wolf Scouts. These are tasked with tank-hunting duties, targeting armoured units that may be hiding at the back of the board. However, having only a single tank-hunting unit is risky, especially when there's a chance the Wolf Scouts may be delayed or turn up on the wrong table edge. Just to be safe I take a Swiftclaw Biker pack including an Attack Bike with multi-melta. This unit turbo-boosts in the opening moves of the game in order to outflank the enemy and strike at their weaker side armour.

To round off my army I've chosen a Vindicator. This brute of a tank really epitomises the Space Wolves' no-nonsense approach to war. It's not pretty and it's not subtle, but it's more than capable of destroying anything that stands in its way – just like a Space Wolf, really.

HQ

- ① **Sven Ironfist, Wolf Guard Battle Leader**
Terminator armour, Saga of the Beastslayer. 120 points
- ② **Burek Longtooth, Rune Priest**
Plasma pistol, melta-bombs. 120 points

ELITES

- ③ **5 Wolf Scouts**
Meltagun, plasma pistol. 100 points
- ④ **Wolf Guard Pack Jurgen Snowblight**
Terminator armour, chainfist and storm bolter. 48 points
- ⑤ **Lars Gristlefang**
Terminator armour, thunder hammer and storm shield. 63 points
- ⑥ **Olaf Ironbrow**
Terminator armour, 2 wolf claws. 48 points
- ⑦ **Erik Treefeller**
Terminator armour, power fist and assault cannon. 73 points
- ⑧ **Gamelias Darkmane**
Terminator armour, power weapon and storm bolter. 33 points
- ⑨ **Skjold Nightwolf**
Terminator armour, power fist and storm bolter. 43 points
- ⑩ **Rikard Frostfist**
Terminator armour, chain fist and heavy flamer. 53 points
- ⑪ **Vilhelm Lavason**
Terminator armour, 2 wolf claws. 48 points
- ⑫ **Leif Far-travelled**
Power armour, thunder hammer, storm shield. 68 points
- ⑬ **Olaf the Breaker**
Power armour, frost axe and bolt pistol. 38 points

TROOPS

- ⑭ **5 Bloodclaws**
Includes *Lukas the Trickster* and power weapon. 230 points
- ⑮ **5 Bloodclaws**
Led by *Skjold Nightwolf*. 75 points
- ⑯ **5 Bloodclaws**
Led by *Gamelias Darkmane*. 75 points
- ⑰ **Razorback**
Twin-linked lascannons. 75 points
- ⑱ **9 Grey Hunters**
Includes flamer, power fist and wolf standard. Led by *Rikard Frostfist*. 170 points

FAST ATTACK

- ⑲ **3 Swiftclaw Bikers**
Includes flamer, plasma pistol. Attack Bike with multi-melta. 135 points

HEAVY SUPPORT

- ⑳ **Land Raider Crusader**
Multi-melta. 260 points
- ㉑ **Vindicator**
Siege shield. 125 points

Total 2000 points

PAINTING SPACE WOLVES

Studio hobby guru Chris Peach is an expert at preparing a force for battle in a timely yet effective manner. Here he shares with us some techniques for getting your Grey Hunter packs onto the tabletop in no time.



To help you muster your Space Wolves pack for war, we've asked Chris Peach to come up with a quick yet effective way to paint your Space Wolves in the 'Eavy Metal style. Although Chris has used a simplified technique to get a force on the tabletop, there's plenty of opportunity to really push your painting skills painting the many character models you'll no doubt include in your army.

In the following examples, Chris has used his trusty paintbrushes for basecoating, but there's nothing stopping you taking the information and scaling it up for use with

the Citadel Spray Gun. When painting in batches, you have to consider the order in which you paint the models. Chris' advice is to first undercoat the models Chaos Black and then spray on the armour basecoat. However, on smooth power armour, it's best to apply the wash by hand.

The next stage is to set up a production line – Chris recommends painting the darker areas, such as the fur, first. You can then start to pick out details such as metallics, the face and any yellow or red areas. Then you just need to base them up and they'll be ready for action.

RED HAIR



Step 1. To achieve a strong tone for the hair, first basecoat it with Vermin Brown.



Step 2. Blazing Orange was used to highlight the hair, focusing on the raised strands.



Step 3. The final highlight was mixed from equal parts Blazing Orange and Skull White.



GREY HAIR



Step 1. To paint the grey hair, Chris started with a basecoat of pure Codex Grey.



Step 2. A highlight was applied to the raised areas and edges of the moustache using pure Fortress Grey.



Step 3. A final highlight using pure Skull White was then used to pick out the most prominent areas of the hair.

POWER ARMOUR



Step 1. The power armour was given a generous basecoat using a 1:1 mix of Shadow Grey and Space Wolf Grey.

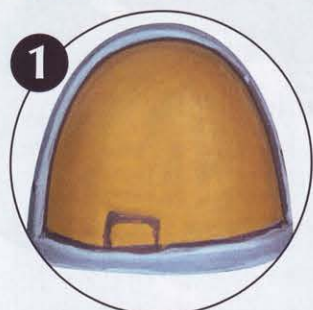


Step 2. The next stage was to give the armour a wash using a 1:1 mix of Scorched Brown and Fenris Grey.

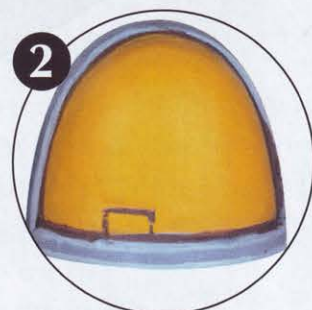


Step 3. Pure Space Wolves Grey was used to highlight the armour, applying it to the edges and raised areas.

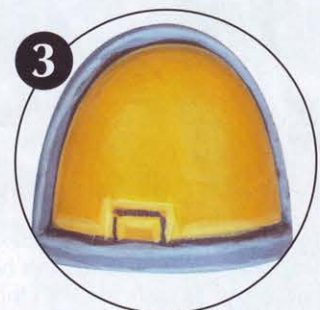
SHOULDER PAD



Step 1. The shoulder pad was first painted with a basecoat of Tausept Ochre. The rim of the pad was painted in the same way as the armour.




Step 2. The yellow was then blocked in with a 1:1 mix of Golden Yellow and Tausept Ochre.



Step 3. An equal amount of Skull White was then added to the previous mix. This was used as a highlight, applied close to the rim.


FUR



Step 1. When painting the fur on the pelts often worn by the Space Wolves, start with a basecoat of Scorched Brown.



Step 2. Chris applied a heavy drybrush of Vomit Brown all over the fur cloak.



Step 3. A final drybrush of Bleached Bone was then applied, but this was worked towards the ends of the pelt rather than over the whole area.

IN-STOCK



Across the world a tempest has been unleashed upon the enemies of mankind; a force of nature, wielding the barely contained savagery of the heroes of old. Oh woe to the Alien, the Heretic and the Mutant! It is the Wolf Time.

This month the long awaited Codex: Space Wolves and stunning new range of miniatures howl into your local Hobby Centre! To coincide with this incredible release, all through this month, our stores will be running an amazing array of events and activities, from painting sessions to get your forces ready for battle to a series of huge games showcasing the feral might of the Space Wolves as they battle the myriad foes of the Emperor.

Look out for activities such as:

Raising your Pack

Scheme and calculate, read the runes and design, with the staff's help, a force of Space Wolves to rend and slay all before them.

Colours of the Wolf

Tips and advice on painting a pack worthy of the Lord Russ.

Ice Fields of Fenris

Fancy building some Space Wolf themed ice-world terrain? Our staff show you how.

The Hunt

Fearsome Wolf Brothers fall upon their foes in games of all sizes, allowing you to try the mettle of your new Space Wolves, or as general of other races, to resist and destroy the savage Astartes. Beware their claws.

Get down to your local Games Workshop store NOW and find out how you can get involved.

RING YOUR LOCAL STORE FOR DETAILS!

www.games-workshop.com

THIS MONTH



WARHAMMER
40,000

FOR THE ALLFATHER!

With the plastic Space Marine box sets available, a budding Wolf Lord can have a mighty army of Space Wolves on the battlefield in no time, ready to forge a saga of his very own.

SPACE WOLVES PACK

This set contains 10 multi-part plastic Space Marines in power armour, including a variety of weapons, wargear options and extra details. With the components in this kit you can make Blood Claws, Grey Hunters, Wolf Guard or any combination thereof. No matter how you assemble the models you'll have plenty of spare parts left over, which you can then use to enhance any of our other Space Marine kits.



SPACE WOLVES PACK
99120101078

£20+, €30, 225dkr, 270skr/nkr



WOLF GUARD TERMINATORS

This set contains 5 multi-part plastic Wolf Guard Terminators, and includes a variety of weapons, wargear options and extra details.

With 13 heads on the frame and loads of extra weapon options, the Wolf Guard Terminator set will provide you with even more spare components that you can also use on our other Space Marine kits.



WOLF GUARD TERMINATORS
99120101079

£25+, €35, 250dkr, 310skr/nkr




Although Space Wolves players will be eager to get their hands on the two new kits, the core of their army will continue to be the Space Marines range of multi-part plastic box sets.



SPACE MARINE COMMANDER
99120101032 £12+, €15.50, 120dkr, 150skr/nkr



ASSAULT SQUAD
99120101034 £16+, €25, 200dkr, 250skr/nkr



SCOUTS
99120101036 £12+, €20, 140dkr, 170skr/nkr



SCOUTS WITH SNIPER RIFLES
99120101044 £15+, €22.50, 175dkr, 200skr/nkr



DEVASTATORS
99120101053 £20+, €30, 225dkr, 270skr/nkr



DREADNOUGHT
99120101014 £25+, €35, 250dkr, 310skr/nkr

ALSO AVAILABLE

- HQ**
NJAL STORMCALLER
99060101431
WOLF LORD RAGNAR BLACKMANE
99060101063
WOLF PRIEST ULRIK THE SLAYER
99060101064
WOLF LORD LOGAN GRIMNAR
99060101208
CANIS WOLFBORN
99110101430
RUNE PRIEST
99060101241
WOLF GUARD
99060101251
IRON PRIEST
99060101067

- TROOPS**
LUKAS THE TRICKSTER
99060101429
SPACE WOLVES STANDARD BEARER
99060101132

- DEDICATED TRANSPORTS**
SPACE MARINE DROP POD
99120101069
SPACE MARINE RHINO
99120101063
SPACE MARINE RAZORBACK
99120101064

- FAST ATTACK**
SPACE MARINE LAND SPEEDER
99120101071
SPACE MARINE BIKE
99120101002
SPACE MARINE BIKE SQUAD
99140101056
SPACE MARINE ATTACK BIKE
999120101030

- HEAVY SUPPORT**
SPACE MARINE LAND RAIDER REDEEMER/CRUSADER
99120101070
SPACE MARINE LAND RAIDER
99120101061
SPACE MARINE PREDATOR
99120101062
SPACE MARINE VINDICATOR
99120101058
SPACE MARINE WHIRLWIND
99120101065

www.games-workshop.com


SONS OF RUSS

While the addition of the Space Wolves' Chapter colours and insignia will transform any Space Marine into a warrior of Fenris, no Space Wolves player worth his wolf-tail talisman will field an army without a copious

amount of customisation. The models shown below have all been enhanced with leftover parts from the Space Wolves Pack and Wolf Guard box sets. You can also order a plastic accessory frame from our Bitz range!



LEGIONS OF THE EYE



THE LORD OF THE RINGS
STRATEGY BATTLE GAME

WAR OF THE RING™

As the legions of Sauron swell this month, Mat Ward and Michael Perry talk to Andy Hall about the latest releases for War of The Ring and The Lord of The Rings Strategy Battle Game.

Of all the fell creatures that follow Sauron's dark will it is ironic that the subjugated Men from the east and south of Mordor are perhaps the most enthusiastic and dedicated follows. 'The Orcs have been made to serve Sauron, it is as natural to them as eating or breathing; but for the realms of Men, Sauron has had to expend effort to bring them under his sway. And I think that's very interesting,' says Mat.

'In the case of the Easterlings they are militaristic and disciplined warriors, but have always been driven by a fanatical desire to serve the Dark Lord. This is no doubt the result of Sauron's machinations, but as to how events actually transpired, that is lost in the mists of time. For Harad, however, it is more a shared hatred of Gondor that saw them throw in their lot with Sauron.'

We'll look at the nation of Khand in a future issue, for it is the lands of Harad and Rhûn that are being reinforced this month. Both realms are gaining some much-needed company commanders, everything from new Banner Bearers to Haradrim

Taskmasters, Dragon Knights and War Priests. As ever it was into the talented hands of Alan Perry and Michael Perry we turned for the look of the models. 'It all starts with concept sketches,' says Michael, when I ask him how he brings new The Lord of The Rings models to life without the benefit of any film reference.

“For Harad, however, it is more a shared hatred of Gondor that saw them throw in their lot with the Dark Lord, Sauron.”

'You expand upon the design tenets that already exist. In the case of the War Priest, for instance, you don't start from scratch but build on what has already gone before. Hence the War Priest is instantly recognisable as an Easterling, but at the same time also has elements that mark him out; the robes are an obvious difference but there are subtler details as well. A good

VISIONS OF DARKNESS

Before they start work on sculpting the models, Alan and Michael draw concept sketches. These are especially useful for troop types and characters that haven't been seen in the movies, as this gives everyone an idea of what the finished models will look like. Even though both designers work closely to their drawings, it's interesting to note that they are just concepts and models often change for both aesthetic and practical reasons.



Easterling War Priest



Black Guard of Barad-dûr



Kârdush the Firecaller

THE ABRAKHÂN GUARD

Often described as being the greatest of all the trading cities in the south, and perhaps in all of Middle-earth, Abrahkân is a shining beacon of opulence. Sitting as it does on the junction of the great Amrhûn and Harad roads, it is easy to see why the city is so wealthy, for great riches have flowed along these routes and into Abrahkân for many long centuries. Historically, such wealth has made Abrahkân's ruler, known as the Golden King, very influential; after all, does not each man have his price?

Whilst well-placed bribes have often gone some way to maintaining the safety of the merchant city, the elders of Abrahkân have always made sure that the city has thick walls and loyal soldiers, for when wealth cannot shield against ill-fortune. Abrahkân has indeed learnt the lessons of history, for no foe has taken the merchant city since the Khandish raids of centuries ago. Behind the spectacle of Abrahkân's intricate golden gates lie wrought iron defences of devilish ingenuity. Should an

invader manage to breach the defensive walls, he will find himself lost in a cunning maze of narrow streets and steep-sided alleys painstakingly designed to slow and confuse any attackers.

If the attackers make it as far as the inner city itself, disorientated and confused, the Abrahkân Guard will have been summoned and fall upon the enemy without mercy. When the Golden King leaves the walls of the merchant city he takes members of the Abrahkân Guard for protection. Every warrior in the Golden King's retinue is unquestioningly loyal and ready to die on the slightest of nods or whispered orders.



Abrahkân Guard



The Golden King

example is the staff he carries. This bears a strong resemblance to the pikes the Easterling Cohorts are armed with. The tip of the staff is adorned with three prongs and this is mirrored on the War Priest's helmet. I've used this motif to denote Easterlings of importance or nobility. For instance, the Dragon Knight and Amdûr, Lord of Blades also have three-pronged helmets instead of the two that the rank-and-file warriors have.'

The forces of Harad also have reinforcements ready to join the fray in the form of the Golden King and his Abrahkân Guard. 'The Golden King is the ruler of the trading city of Abrahkân. In War of The Ring I've written the rules to reflect his mercantile desires,' adds Mat. 'You place a hoard counter anywhere on the battlefield and when a formation of Abrahkân Guard are within 3" of the hoard they fight with +1 Fight and +1 Strength. This can make the formation quite punchy if you can get them to the hoard counter. You should obviously think carefully about where you place the counter: putting it in a tactically strong location, such as a highly defensible building or at the foot of a bridge, is a good idea, but the Abrahkân Guard will need to reach it early on in the game to gain the maximum benefit.'

For Michael, the Abrahkân Guard took the Haradrim in a very different direction. 'They were based on the Golden King's litter bearers, so we wanted them to look like the commonly imagined view of palace and harem guards. In history, eunuch slaves and warriors were used for these tasks, and it stands to reason that a man with as much power, and as many enemies, as the Golden King has an extremely loyal bodyguard.'

However, it's not just dark-hearted men that Evil players can get their hands on this month, Orcs and creatures even fouler are ready to serve Sauron on the battlefield as well. 'Kârdush the Firecaller is an Epic Hero for the Orcs, a shaman wreathed in fire who excels at Spells of Ruination. Alan has really captured that with the model,' says Mat.

'Adding special effects to a model can be quite tricky,' interjects Michael. 'Although some effects are easier to realise than others, fire and water can be done and will look especially effective with a good paint job. Smoke and other gaseous effects are much harder to depict. The beauty of Alan's model is that he's really done a good job and the textures on the flame shooting out from Kârdûsh's hand will make it very easy to paint.'



While we're talking about Alan's Orcs we can't fail to mention the new Black Guard. 'They're Mordor Uruk-hai with huge tower shields,' says Mat, 'They will form an elite core for any Evil force and prove to be nigh on immovable, with their Defence of 5(7). I think they're such stand-out figures that they can easily be used as Captains in your other formations too.'

But in this month's release there are things even more feared than the Black Guard, as two more of the Nine are released – the Betrayer and the Knight of Umbar. 'Whenever we've done a new Nazgûl figure, we've hinted at its origin, and the two new Ringwraiths are no

exception,' says Michael. 'The Knight of Umbar is armoured as a Black Númenórean, while the Betrayer is in the garb of a Haradrim. I think the models work because, although we've added these extra touches, they're still clearly Nazgûl and that's been our goal whenever we've designed a named Ringwraith.'

With all these Evil models about things are looking grim for the forces of Good, but Mat says that all is not lost. 'In the coming months the Horse Lords of Rohan will benefit from new miniatures, so start building up your Rohirrim; but Evil players have much still to look forward to, as the forces of Isengard have not been idle.'

EVIL PLANS

Resident army painter and hobby expert Nick Bayton is a dab hand at commanding the forces of Evil in War of The Ring. Here he reveals some of his secrets.

Nick: For me, War of The Ring is a game of massed armies clashing, and I like to represent this with huge blocks of infantry. The centre of my battleline is dominated by a large formation of Easterling Pikemen (6 companies' worth) with the Tokens of Terror fate to make them cause Terror, making them even more formidable. This strong defensive unit is perfect for holding objectives. They are complemented by a block of four companies of Easterling Swordsmen, led by Amdûr, who turns an average unit into a lethally offensive killing machine when he spends a point of Might to call an Epic Rampage. The battleline is then filled out with a block of Black Númenóreans, who are incredibly hard to shift, and a formation of four companies of Khandish Warriors. Armed with their two-handed axes, they are perfect for taking out large targets and heavily armoured enemies. However, my favourite formation, and the one that causes my regular opponents the most problems, is a formation of four companies of Easterling Archers, led by the Betrayer. These guys pump out 36 shots a turn, re-rolling misses.

Against an army of Minas Tirith, for example, this combo should kill around 10-12 models a turn. If you place the Balefire Arrows fate onto these guys, this will push the enemy formation back even further, allowing you more chances to shoot at them before they hit combat – and when they do, you can re-roll all your combat attacks anyway, and it will take care of any pesky Ents in the vicinity.

I also take three big formations of Harad Raiders to provide me with some fast-moving cavalry. These guys are very cheap at 25 points a company and, despite their low Defence value, pack a serious punch. I usually put the Knight of Umbar into the biggest formation of Raiders. Against armies such as Dwarfs, the Knight's ability to swap his formation's Strength and Fight value with the enemy is invaluable. Even tough foes like Khazâd Guard can be dealt with by charging with the Raiders and the Knight of Umbar, stealing the Dwarves' Strength of 5 and using lances to wound them on 4s, re-rolling any 1s due to them being Poisoned... not so stalwart after that, are we my little bearded friends?

The Knight of Umbar leading a formation of Haradrim Raiders



The Knight of Umbar

The Knight of Umbar steals the combat prowess of his foes.



The Betrayer

The Betrayer turns the enemies blades against them, allowing his formation to re-roll hits.



NEXT MONTH

Mat Ward returns with the full rules for using these new Evil reinforcements in the Strategy Battle Game.

BLOOD and SAND

◆ Campaigns in the South for The Lord of The Rings ◆



Seeing an opportunity for organised chaos, Hobbit-friend and all-round fan of The Lord of The Rings Adam Troke decided to gather the troops and organise a campaign pitching the armies of Gondor against the Evil men of Middle-earth.



Adam Troke is a name that has become synonymous with The Lord of The Rings Strategy Battle Game, having penned several sourcebooks and lent a helping hand with War of The Ring. He's also utterly obsessed with Hobbits, which is a source of constant mockery and ribald humour here in the Studio.

War of The Ring has taken off in a big way here in the Studio; there have been loads of War of The Ring games played over the past few months, and a solid core of War of The Ring gamers has emerged, fighting a protracted gaming league/campaign that lasted several months and saw hobbymeister Chris Peach emerge as the undisputed champion.

Since then the rampant army building of the past few months has upped a gear, and talks of a new gaming campaign have reached fever pitch. So it fell to me to put something together to sate the baying dogs of war. Ever one to keep things modest and uncomplicated, I decided to run a fixed-term, six-man campaign that will pitch the army of Gondor against the Evil Men of Middle-earth: expect brutal battles upon the sunbaked sands of Harad.

One of the requests that kept cropping up was that there should be a way to combine games of War of The Ring with smaller skirmish games played using the rules from The Lord of The Rings Strategy Battle Game. For me, that made things even more exciting; after all, I'm a massive fan of skirmish scenarios and any excuse to play a game or two is always a pleasure.

So, having looked at what our merry pool of gamers wanted (a fixed-term campaign, using both the Strategy Battle Game and War of The Ring, and a chance to use the Gondor, Harad and Easterling armies they'd been working on) I pulled the elements together, and cooked up a very simple plan. I was looking to create a simple, narrative (rather than map-based) campaign that six players could embark on. Six players might not seem like many people, but I've kept the numbers

deliberately low – I want each of the players to be able to play against all of those on the opposing team. Small campaigns also eliminate the option for players to avoid each other (all too many times in campaigns I've seen one player studiously avoid confrontations with those players whose armies are anathema to his own). From the outset, I wanted this campaign to be all about the games on the tabletop, with a minimal amount of off-table wrangling. Now, this might mean that the 'Unstoppable Mr Peach' will crush everyone again, but so be it. Let the best man win.

The other thing you'll notice is that I've been fairly strict concerning which armies can be used, limiting the army lists that forces can be taken from. We all agreed beforehand that it would be fun to try and make this campaign as close to a 'historical' campaign as possible, a real 'what if?' clash of kingdoms.

The Lowdown

- This campaign will pitch Good against Evil – with three players per side.

- Each player presents his complete army list at the start of the campaign. Each player has a total of 2500 points to spend, which can be split between War of The Ring (maximum 2250 points) and the skirmish game (maximum 750 points).

Restrictions

- Players in each faction cannot duplicate named Heroes.
- Each player must have a named Hero who is the nominal leader of his force.
- **War of The Ring** – each force must be selected using the army list restrictions in War of The Ring. Good forces must be drawn from Gondor, while the Evil forces must be chosen from the Fallen Kingdoms. Allies can be taken following the usual restrictions. Players may only select a single Fate or Fortune for their starting force.
- **Strategy Battle Game** – the force must be led by a Hero and be chosen from the relevant sourcebooks or supplements (so players should use the most appropriate lists from Legions of Middle-earth, Gondor in Flames, Harad and so on).



CAMPAIGN OVERVIEW

Blood and Sand is a team campaign, intended to provide the participants with exciting, linked scenarios to play. The results of one game will have a direct effect on another. Here's how it works.

Blood and Sand is intended to integrate War of The Ring and the Strategy Battle Game together, enabling players to get to grips with both tactical treats. Here I'll explain exactly how the campaign works.

The Campaign Turn

Each campaign turn is divided into the following phases: the Muster phase, the Battle phase and the Resolution phase.

Muster Phase

In the Muster phase, the scenario packs are presented to the two teams, who are then free to read them and decide which player will participate in each scenario. Teams resolve this decision in isolation from one another, with the result that they will not know which of the enemy forces they will be taking on.

Once they have decided which player is participating in which scenario, they submit their results back to the organiser (me!), and I reveal who will be fighting whom. We then plan when the games are going to be played.

The Battle phase

In the Battle phase, each player will participate in two battles: a skirmish and a grand battle, typically in that order. The result of the skirmish game will directly affect the set-up, deployment, terrain or force composition for the following War of The Ring battle; imagine that the first battle is a clash between scouts. Occasionally the grand battle may come first.

The Resolution Phase

In the Resolution phase, we work out the effects of the games played in the Battle phase. After each game, go through the following post-game routine:

Skirmish Encounter: At the end of a skirmish battle, roll a D6 for each model that was slain during the game and consult the following table:

1-Wound Models

D6 Score

- 1 **Dead:** remove the model from your army list.
- 2 **Incapacitated:** Must miss his next game.
- 3-6 **Flesh Wound:** The model overcomes his injuries and returns to duty.


Models with 2+ Wounds:

D6 Score

- 1 **Incapacitated:** The model must miss the next game.
- 2 **Grievous Wounds:** The model must start the next game with one less Wound (and one less Might point, if they have any) than normal.
- 3-6 **Flesh Wound:** The model overcomes his injuries and returns to duty.

Grand Battle: At the end of each War of The Ring game, roll a D6 for each company in a formation that is completely destroyed: This is the number of hits that the formation suffers prior to the next game (since this is hits, models with a higher resilience are less likely to be removed prior to the battle).

For monsters that are slain in a game, roll a D3 – this is the number of wound markers that the monster starts the next game with.





Heroes that are eliminated in combat are simply restored to full health after the game. Heroes slain in a Heroic Duel must roll a D6 for each Might point they have: on a score of a 4+ that Might point is lost for the next game. Do the same for their Mastery levels if they are a magic user.

Winning the Campaign

It's the taking part that counts, not the winning, but for those who are interested in finding an overall winner for the campaign, this is how it will work: each scenario (skirmish and grand battle) has a number of campaign points associated with it. At the end of each campaign turn these are tallied up, giving a clear indication of which side is winning.

At the end of the final campaign turn, we'll have a suitably impressive finale game (I'm thinking some sort of mega-battle, possibly linked across a couple of gaming boards). Teams will be able to spend their campaign points in this mega-battle to buy themselves additional goodies in the form of reinforcements, tactical advantages and a variety of other fun things. The side that wins the mega-battle will win the overall campaign!

WHAT'S THE STORY?

One of the things I want to achieve in this campaign is to give the players the feeling that they are participating in a Gondor-led

invasion of Harad. But I wasn't going to invent reams of new background and stories; there's enough out there to cover that already. Instead, I'll present each player in the campaign with a map (plundered from the Harad supplement). Each of the scenarios in the game will be tied into a location – this will help the players feel like their battles are connected to a wider story.

“The full might of Gondor is invading Harad, seeking to crush the tribes once and for all”

The overall plotline for the campaign is that the full might of Gondor is invading the lands of Harad, seeking to crush the power of the tribes once and for all. The Haradrim, bolstered by their allies from the south and the forces of the Easterlings, will be rallying to halt the advance of Minas Tirith's finest and throw the men of Gondor back into their own lands. The main reason I decided to have Gondor as the attacking force is that it will be more interesting to see the Good players on the offensive for a change – quite unlike the typically defensive scenarios Good armies often find themselves in. I want both Good and Evil players to feel like they can be proactive.

CAMPAIGN TURN ONE SCENARIOS

At the heart of this campaign are a series of bespoke scenarios, designed to provide each player with a different tactical challenge each month.



The forces of Gondor attack a small village near the Haradrim city of Kârush.

Each turn I'll be submitting three scenario packs to each team, allowing the players in the team to form a council of war as they work out which player is best suited to each of the scenarios. As the campaign progresses these scenarios will become more intricate, and the effects of the skirmish encounters will have an increased effect on the outcomes of the War of The Ring games that follow them. With any luck we'll quickly have the two teams trying to work out which players are strongest in the different styles of play. For example, Chris Peach is currently the Studio's reigning War of The Ring champion, but I've never seen him win a skirmish game up till now – so when his team picks battles, they'll probably want to make sure Mr Peach is in the high-stakes War of The Rings battles, but isn't taking any risks with any of the skirmish games.

One thing you'll notice is that each of the scenarios has a value attributed to it, with a total of 10 points up for grabs for each player in each round. These campaign points will make all the difference in the final battle.

Playing as a different army?

If you don't have a Gondor or Fallen Kingdoms army, don't let that put you off playing the scenarios that follow; there's simply no reason that you can't adapt them to suit the armies that you do have at your disposal, in fact there's no real reason that you can't fight this exact campaign with whatever forces your gaming club/group has to call upon.

Sometimes players can feel restricted with regards to what they can and can't play, because of the forces that they have at their disposal. Certainly it's no fun not to be able to play exciting battles with your miniatures, so if it suits your purposes, change the details of the scenarios for something that suits your needs better (or discard them completely).

Perhaps your gaming group can play out a combined invasion of Gondor and Rohan into Mordor or Isengard? Maybe you have enough Dwarf and Goblin players to fight out battles based around those bitter rivalries, and so on.

The intention here is to provide a series of exciting linked games, which you can participate in as teams – don't get hung up on the details! Play the games first, and worry about the details later.



SCENARIO PACK A:

Battle on the Harad Road

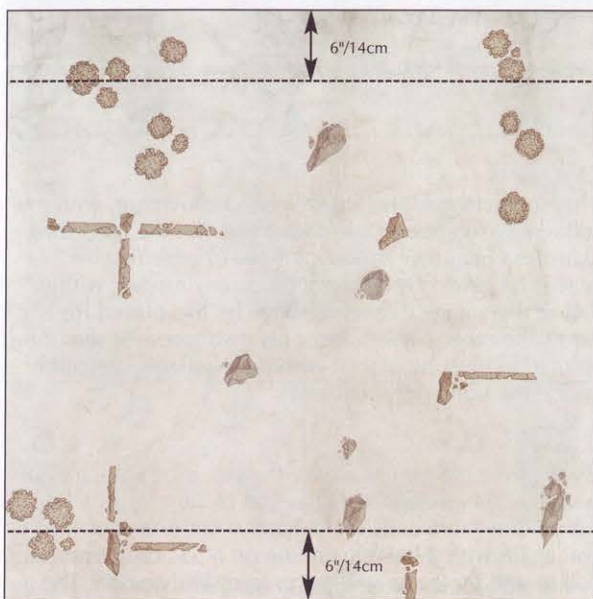
As the army of Gondor marches southwards, an opposing force of Evil Men travels north to challenge them. The vanguards of the rival armies engage one another near the great Harad Road, drawing their battlelines amidst the dust-covered remnants of a battle long since fought. Even as the first arrows take flight, both commanders realise that there is more to be had from this engagement than first meets the eye, and quickly the two small scouting forces seek to dominate the plunder from this ancient battlefield.

SKIRMISH ENCOUNTER

This element of the battle is played out by the skirmish forces. This encounter is worth 2 campaign points.

Set-up

A neutral party sets up the gaming area. The scenario is played on a board that is 48"/112cm x 48"/112cm. It should resemble a battlefield from ages past, preferably with occasional ruins and detritus strewn across it. The same person who sets the gaming area up also places five objectives on the board. Note: If you don't have a neutral party, set the terrain up by mutual consent.



Deployment

Players both roll a D6. The highest scorer chooses a board edge and deploys his force within 6"/14cm of it. His opponent then places his own force within 6"/14cm of the opposite side.

Ending the Game

When the two main armies arrive, the two vanguard forces will withdraw, allowing the main army to take up the fight. The battle might suddenly end in any turn after a force is broken. At the start of any turn in which one or other force is broken, roll a D6: on a 1 or 2 the game immediately ends. The player who controls the most objectives is the winner of the scenario.

Special Rules:

Fallen Relics: None are sure of their true value, but both armies are acutely aware that artefacts of great interest are to be found amidst the turmoil of this ancient battleground. The five objective markers placed on the table prior to the start of the game each represent a potential fallen relic. A player is considered to have possession of it when he has more models within 3"/8cm of the objective marker than his opponent. Each relic controlled at the end of the game equates to a single roll on the Fallen Relics table at the end of the game – if a Fortune or Fate is rolled, it is permanently added to the player's army list for free:

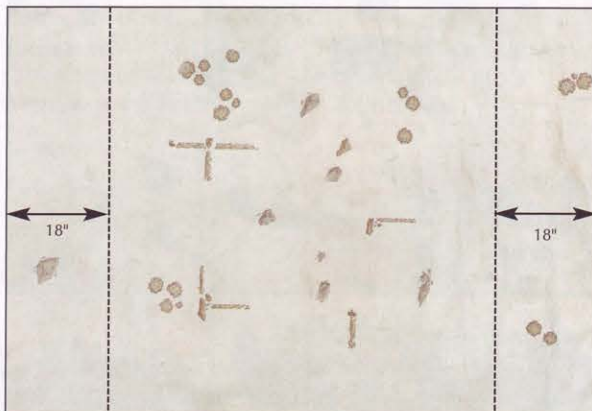
| D6 | GOOD | EVIL |
|----|----------------------------------|----------------------------------|
| 1 | Worthless Trinket (no effect) | Worthless Trinket (no effect) |
| 2 | Counterspell | Haunted Wasteland |
| 3 | Counterspell | Tokens of Terror |
| 4 | Wise Counsel | Evil Reputation |
| 5 | Banner of the Free Peoples | Sigil of Fallen Kings |
| 6 | Seat of Ancient Power | Dark Shrine |

GRAND BATTLE

This element of the battle is played out by the War of The Ring forces. This battle is worth 8 campaign points.

Set-up

A neutral party sets up the gaming area, ideally with the centre of the gaming area resembling the board setup from the previous skirmish. Since the battle is fought near the great Harad road, the remainder of the board should be relatively uncluttered, with no more than a couple of stands of trees or ruined buildings. The board should ideally be 72" x 48".



Deployment

The game is played using the deployment as described in the Battle for the Pass on page 80 of the War of The Ring rules manual, representing the two armies encountering one another on the Harad Road. The player who won the previous skirmish encounter has the option to choose his board edge, and whether to deploy his army first or second.

Ending the Game

The battle will last for eight turns or until one side is wiped out or concedes. The scenario uses The Field of Swords objectives: Kingslayer and Battle Flags.

SCENARIO PACK B:

The Borders of Karûsh

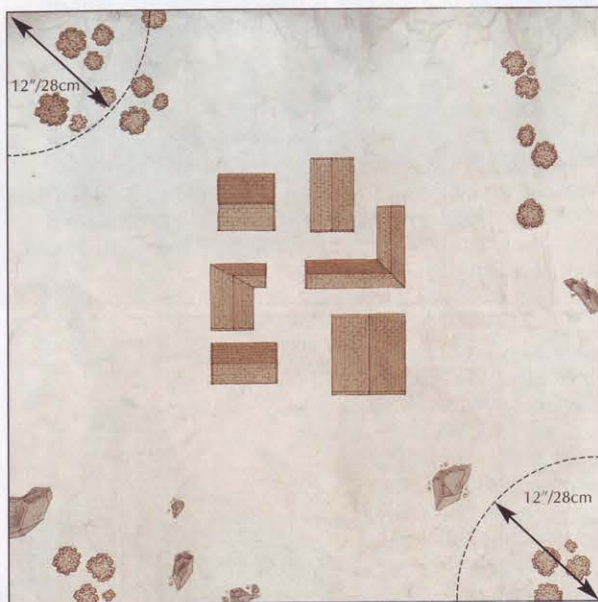
The Haradrim city of Kârush lies close to the borders of the Dark Land, and is a logical route for Mordor and Easterling reinforcements to flood into Harad. A Gondor army, tasked with cutting off this essential approach into the southlands, arrives to lay siege to the city. First though, they must capture a small village that lies on its outskirts.

SKIRMISH ENCOUNTER

This element of the battle is played out by the skirmish forces. This encounter is worth 5 campaign points.

Set-up

A neutral person sets up a small Haradrim village on a board 48"/112cm x 48"/112cm. This village should ideally be placed at the top of a small hill, since it overlooks the city of Kârush. The remainder of the board should be relatively clear, with small clusters of rocks and perhaps a stand of trees or two.



Deployment

The players roll a D6, the highest chooses a corner of the board and places his army within 12"/28cm of it. The opposing player then deploys his army within 12"/28cm of the opposite corner.

Ending the Game

Reinforcements are rapidly approaching the area and the battle might suddenly end in any turn after a force is broken. At the start of any turn in which one or other force is broken, roll a D6: on a 1 or 2 the game ends immediately. The winner is the player who has the most models on the rooftops of the buildings at the end of the game. If your buildings can't be climbed on, modify the scenario in an appropriate fashion, so that the winner is the player with the most models touching a building, or within 6"/14cm of the centre of the board.

Special Rules:

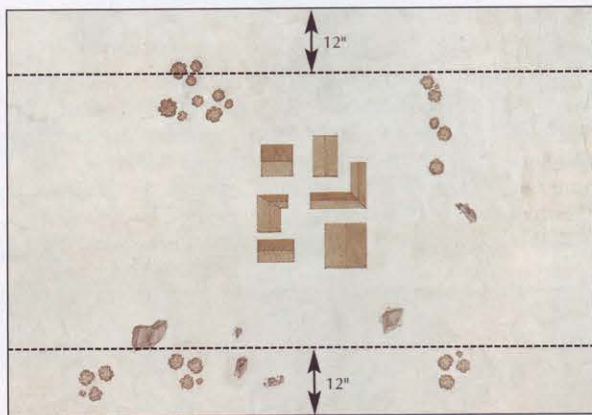
The Midday Sun: The blazing hot sun is mercilessly beating down on both armies, dazzling the eyes of any who look up at it and casting strange long shadows along the ground. Any model wishing to fire from the ground up at a model upon a building must make an additional in the way roll.

GRAND BATTLE

This element of the battle is played out by the War of The Ring forces. This battle is worth 5 campaign points.

Set-up

A neutral party sets up the gaming area 72" x 48", ideally leaving the Haradrim village on the board. The remainder of the board should be fairly clear, with occasional trees and rocky ground.



Deployment

This scenario uses the Shieldwalls deployment, with the following exceptions: the player that lost the preceding skirmish encounter chooses his board edge first and places his army. He may not place any models within 24" of the village, however. Once he has placed his army, the other player places his own force. At least one formation must be placed within the village, preferably inside the buildings themselves.

Ending the Game

By the time the armies arrive, the sun is beginning dim, and little time remains. At the end of Turn 5 roll a D6: on a 6 the game ends immediately. At the end of Turn 6, roll again with the game ending on a 5+. Each turn the roll to end the game will get progressively easier. The scenario uses the High Ground objective, represented by the village.



SCENARIO PACK C:

The March on Mogurakh

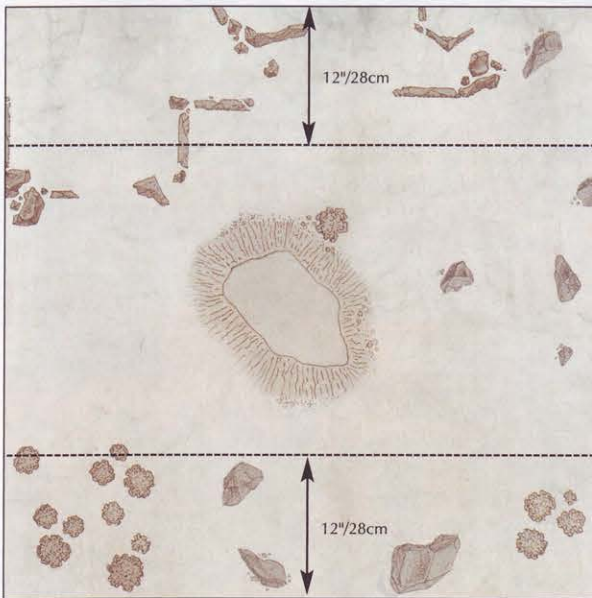
Skirting the wilderness of near Harad, one of the Gondor armies marches along the coastline south-west from Celentir towards Mogurakh, intent on swiftly capturing any Haradrim coastal settlements before laying siege to Mogurakh itself. Forewarned by Haradrim tribesmen, the army stationed at Mogurakh marches out to halt the invasion in its tracks. As the two armies close in on one another, their vanguards frantically fight for control of the choicest spot to draw their battle lines.

Skirmish Encounter

This element of the battle is played out by the skirmish forces. This encounter is worth 3 campaign points.

Set-up

A neutral party places a hill in the centre of the board, and scatters a selection of suitable terrain on the board. Ideally the playing area should be 48"/112cm x 48"/112cm.



Deployment

Both players roll a D6, the highest scorer places his army within 12"/28cm of a board edge of his choice. The opposing player places his army within 12"/28cm of the opposite edge.

Ending the Game

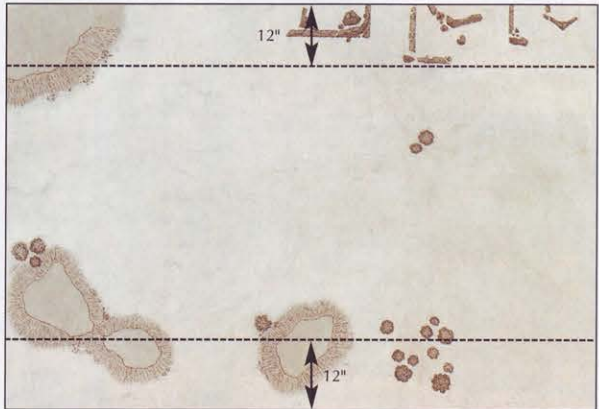
The game lasts for 12 turns, or until one side is wiped out or surrenders. The winner is the player who has the most models within 6"/14cm of the centre of the board when the game finishes (obviously, if you surrender, you automatically lose).

GRAND BATTLE

This element of the battle is played out by the War of The Ring forces. This battle is worth 7 campaign points.

Set-up

The player who won the skirmish encounter can set up the board as he wishes, and chooses the deployment zones (it should be noted that it is unsporting to set it up in a manner that prevents your opponent from deploying his army, or that completely fences him in – use this as an opportunity to put yourself at an advantage, rather than ruin your opponent's game).



Deployment

The player who lost the previous game sets up first, using the Shieldwalls deployment rules – with the notable exception being that he sets up in the area chosen for him by his opponent.

Ending the Game

This game will last for eight turns or until one side surrenders or is wiped out. The objective for this scenario is the Field of Swords: To the Death.



LET BATTLE COMMENCE

With the scenarios issued and the participants for each battle determined, the players were ready for war and the Studio gaming area was soon ringing to the sounds of battle! Here we look at the players and their armies.

Chris Peach

Chris Peach, or 'Peachy' as he's known in these parts, is something of a hobby hero here in the Studio, able to paint models at a speed (and a quality) that could make most grown men cry. An avid The Lord of The Rings gamer, Peachy has terrorised the Studio in the recent War of The Ring league using his Mordor army, and now plans to do the same with a Gondor army.

Chris' Gondor force has been painted in quite a different style to the Studio's Gondor force. The end result is very striking – a force that carries the feel and look of the armies of Minas Tirith, whilst remaining unique.

The army is based around a strong formation of heavy infantry, supported by several smaller formations, a block of cavalry, and some elite Dwarf allies.



Dom Murray

Dom Murray works with the Studio artists, ensuring that all of our publications have gorgeous artwork throughout their pages. He's also a keen gamer, and can often be found doing battle in the Studio gaming area in his lunch breaks.

Dom's Gondor army started life several years ago as a modest sized force for the skirmish game. Always

considering himself more of a scenario gamer than a competitive player (Dom's a real fan of some of the great, classic scenarios such as Amon Hen and Balin's Tomb), Dom has found War of The Ring to offer a welcome change of pace, and over the past couple of months has added dozens of new Minas Tirith models to his collection.



Nick Bayton

Nick Bayton is a diehard The Lord of The Rings hobbyist who's played in lots of tournaments and campaigns in the past. Another of the clandestine fraternity of speed-painters here in the Studio, Nick has been known to paint entirely new armies over the course of a few days, just so that he can participate in a weekend's gaming.

The army Nick is using for this campaign is actually the amalgamation of three different armies that he's used at The Lord of The Rings tournaments in the past. His Khandish warriors even helped him win the Best Painted award at the 2007 Grand Tournament. By combining his collection, Nick is able to make an impressive force.



Tom Webster-Deakin

Tom Webster-Deakin is the cruel taskmaster and overseer of the games developers, White Dwarfers and the humble web team here in the Studio – unsurprisingly a man with that much power has found himself ensnared by the will of the Dark Lord, and in firm control of an Easterling army. Tom's Easterlings began life as a collection of all the

models needed to recreate the scenarios found in the A Shadow in The East sourcebook, but quickly began to metamorphose into a full-scale army when War of The Ring fever gripped the Studio. Currently Tom is busy painting even more models to include in his army, starting with more Kataphrakts and some Easterling War Priests.



AND THE OTHER PLAYERS...

Duncan Rhodes

Duncan Rhodes is still a relative newcomer to the Studio, joining our team of expert hobbyists so that his awesome army painting talents will swell the Studio collection.

Duncan's War of The Ring army has a mighty cavalry contingent, as one might expect of an army led by the renowned Prince Imrahil, and even includes an allied formation of Riders of Rohan. As a relative newcomer to War of The Ring, Duncan feels a little like a lamb thrown to the wolves.

Mat Ward

As the writer of the War of The Ring game, we're all expecting great things from Mat in this campaign. Mat's Haradrim force is based on large formations of infantry – a block of Haradrim spearmen and a chunky unit of Black Númenóreans form the heart of his army. Mat's ongoing obsession with the Nazgûl has led to him including two of them in his War of The Ring army. He's also borrowing Adam Troke's Corsair raiding party, until he can get his own painted up.

NEXT MONTH:

Adam presents more scenarios for the campaign, and we see how our players are getting on.



Mighty Heroes, Mighty Deeds

Special characters are potent personalities from the rich background of the Warhammer world. Centrepieces for your collection around whom you can focus your whole army, as Adam Troke explains...

Warhammer army books are more than just collections of rules and army lists – they're also tomes of history and ancient lore, packed with epic tales and legendary deeds as this article seeks to prove.

Adam: I don't know about you, but I can still recall what lured me into the wonderful world of Warhammer. I was about ten or eleven and my best mate Iain loaned me his two prized Warhammer army books. I'd dabbled a little with Warhammer, and I'd painted a few Citadel miniatures, but I was still very much a newcomer to the hobby. Over the course of several late nights I learned about the noble heroes of Ulthuan, and the Dwarf holds. Names like Tyrion, Teclis, Eltharion, Thorgrim, Gotrek and Felix leapt off the pages and into my impressionable young mind. I was immediately captivated. I still recall seeing Tyrion on the tabletop for the very first time, charging forwards against my hastily formed formations of (borrowed) Dwarf warriors! I knew full well what he was capable of – he'd outwitted Dark Elf assassins, duelled the Witch-king and slain Daemons! As it happens, my very first Games Workshop purchase was a special character, Josef Bugman and his Dwarf Rangers, and I suspect a lot of readers will remember starting their collections with a special character, too – after all, it's these models that often attract us to a new army.

It's been a long twenty or so years from those rose-tinted days to here, but I'm still a hopeless fan of Warhammer's special characters, even now. Why? Well, because they each embody something really exciting about the background and armies of Warhammer. They allow us as gamers and hobbyists to play within the rich tapestry of the Warhammer history, to experience first hand the adventures of heroes of legend and to create brand new adventures of our own. So, that's my colours hoisted – I want to talk about the special characters of Warhammer, how their inclusion in an army can inform not just our gameplay on the battlefield (sure enough, special characters are often the most powerful models in the game), but also how they can enhance our own collections, expand our passion for the races that we collect and lure us into wonderful new directions. Over the next few pages I'll look at some of those possibilities, and explore the fun that we can have by including a special character or two in our collections. So, come join me on a whistlestop tour of some of Warhammer's special characters.



Lessons From History

I'm often guilty of banging on about the background, but it's a great place to start. Warhammer's history is fantastic, there are no two ways about it. Every army book is replete with accounts of battles, adventures and the deeds of noble heroes, and many of the best of these feature special characters that you can bring to the tabletop if you so desire. Of course, if you fancy that, it's worth taking a little while to study the background of your favourite army (pay special attention to the timeline – there are often wonderful little gems hidden in there).

On the right you can see some excerpts taken from the Vampire Counts timeline referring to the various exploits of Manfred von Carstein, one of the most notorious villains from the background of Warhammer. Manfred's reign of terror almost brought the Empire to its knees and only a timely alliance between the Empire and Dwarfs ended his cruel, twenty-year-long offensive. Great stories like this naturally lend themselves to playing great scenarios against your opponents; they serve as material to collect your own armies and best of all fire your imagination to get gaming. All you need to recreate the horrors of Manfred's invasion of the Empire is an opponent with an Empire army, and straight away you can start cherry-picking some of the most exciting events in the history of the Empire and Vampire Counts and enacting them on the tabletop.

I know it's been true for me recently, having just added Alith Anar to my own High Elf contingent. The addition of the Shadow King has breathed new life into my High Elf gaming, and totally transformed the way I play (let's just say I've become a lot sneakier than usual).

When it comes down to it, that's why special characters, and the exciting history of the Warhammer world, are there – to serve as an example of what you can do with your collections and your games.

The exploits of Manfred von Carstein

- 2094
Manfred leaves Sylvania and travels south.
- 2122
Manfred returns to Sylvania and takes undisputed rule of the von Carsteins.
- 2132
Manfred launches a surprise winter assault into the Empire.
- 2133
Manfred besieges Marienburg.
- 2145
Manfred is brought to bay at the battle of Hel Fenn, and 'slain' by an alliance of Empire and Dwarf armies.
- 2124-2145
Manfred's Undead fight over a dozen major battles. Manfred only withdraws to Sylvania after two decades of war.
- 2505
Felix Jaeger (an itinerant poet and adventurer, renowned for the poor company he keeps) claims to meet Manfred von Carstein in Drakenhof Castle.
- 2520
Grand Theogonist Volkmar despatches witch hunter Stahlberg to investigate growing rumours coming from Drakenhof castle. Stahlberg never returns.

Manfred von Carstein leads his shambling host to battle against the combined forces of Men, Dwarfs and Elves at Hel Fenn.



Shaping Your Collection

With historical events firmly in mind, and my best thinking hat on, it didn't take me very long to find a fine example within the Studio of a beautifully painted Warhammer army that is wonderfully themed around a specific special character: Korhil. The Phoenix King's personal bodyguard, Korhil is a battle-hardened High Elf hero who is often entrusted with deadly and daring missions. The model is so good, and the potential to base an army around him so tempting, that the hobby guys in the Studio have recently spent several days painting up entire units of High Elves from Chrace. Banners have been adorned with lions, shields have been detailed and in a very short time an impressive task-force, led by Korhil, was ready for action. What's exciting about this is that a small amount of background concerning a special character, alongside a (frankly) gorgeous Citadel miniature, have added greater depth to the hobby experience – this is no longer just a High Elf army. The enthusiasm from the guys painting these troops was almost contagious as they discussed wargear and magic items that could be added to the army to make it seem even more 'Chracian'. Now, of course, on the battlefield it will act just like any other High

Elf army – nothing's changed within the army list – but in the imaginations of all involved this collection of miniatures has become Korhil's army of Chrace.

This of course begs the question: what else could you do? Well, including Lokhir Fellheart in your Dark Elf army practically demands that you include a fast-moving raiding element to your force (and plenty of Black Ark Corsairs), while adding Kurt Helborg would, logically, lead you to include at least one regiment of Reiksguard Knights. None of these are hard and fast 'rules' (although we'll talk about those in a minute), they're just exciting and characterful choices that a special character might direct you towards. Fancy giving it a go yourself? Delve into your favourite army book and look at a few of the special characters therein – I'll be very surprised if you don't quickly come to the conclusion that there's at least a couple of quite obvious ways you can allow a special character take you on a fresh and exhilarating hobby journey. If you do, you'll find that the whole experience becomes just a little more colourful and involved, and that when you play with your new army you'll feel a real sense of a narrative unfolding before your eyes.



Korhil

Korhil is the Captain of the White Lions, the Phoenix King's personal bodyguard. When Finubar the Seafarer needs a task of great import done, he often turns to his trusted protector.



Spearman

All High Elves are trained to fight in the defence of Ulthuan. This Spearman bears the image of a lion head, synonymous with Chrace on his shield (sculpted by Dave Thomas).



Symbol of Chrace

This banner design is repeated on our Lion Chariot, and depicts the verdant mountain peaks of Chrace, along with the rune Charoi, which signifies strength and ferocity.



A portion of the Studio Chrace army, inspired by the iconography of Chrace and the background of Korhil, rather than the rules.

Host of Arrows



Including High Queen Khalida Neferher in your Tomb Kings army means that you must also include at least one unit of Skeleton Warriors armed with bows in the force. Of course, since Khalida was famed for her hosts of bow-armed warriors, and she enables you to upgrade them to have poisoned arrows, why not include many more? Bear in mind that Khalida can cast the *Incantation of Righteous Smiting*, enabling a single unit within 12" to fire in the Magic phase, doubling the output of one of your Screaming Skull Catapults or Skeleton Archers – very shooty!

Cavalry Charge



Kroq-Gar's rules allow you to take Cold One Cavalry as Core units, instead of Special. This particular boon doesn't just let you field a nice characterful force, it also enables you to completely change the dynamic of the Lizardman force you're using – by adding Kroq-Gar and a few units of Cold One Cavalry, your whole army can become a hard-hitting and fast-moving cavalry force.

While some special characters provide logical steers towards a specific style of play or theme of army, but no rules requirement, others actually provide direct rules and exceptions that let you, or make you, put significant changes to the make-up of your army. Archaon, Lord of the End Times and Grimgor Ironhide, for example, must both include a special unit in their army (Archaon's Swords of Chaos, and Grimgor's Immortulz). Of course, these mandatory units are no mere warriors of their type, and benefit from a wealth of special rules. They also push you towards creating a really impressive centrepiece unit for your army.

Other special characters can even alter the whole make-up of your force. For example, Orion, King of the Woods, lets you take regiments of Wild Riders as Core units, and Scragg the Slaughterer lets you take Gorgers as Special choices (and take two per Special choice at that). Using special characters to alter the physical disposition of your army can have a profound change on the way you

play. They can transform your collection, and by including them you can add units into your collection that might otherwise be impractical.

For some, the greatest appeal of alterations to the army such as these, are the painting, converting and collecting opportunities they present – many hobbyists find nothing better than to lavishly convert a particular unit. These collectors embrace the hobby opportunities a special character presents for their collection. Similarly, many hobbyists include special characters specifically so that they can use a different style of force, offering a new gaming challenge. These players are looking for a different army dynamic or style of play, and the advantages it might bring to the battlefield. Neither approach is right or wrong – for some, the journey of collecting an army and creating the story that binds it together is the core of their hobby, for others building original and effective armies is king. Regardless, special characters can be the catalyst for hosts of new and interesting armies.

Tales of Slaughter

So, it's about time I put my money where my mouth is, so to speak, and take a look at what including a special character can do for my own hobby experience. Well, with Azhag the Slaughterer only recently released I decided I'd delve into his wonderful background (and take a good long look at his rules) and see what I could come up with.

My first port of call was to have a thorough read of Azhag's background from *Warhammer Armies: Orcs & Goblins*. There's plenty to be learned there! Another thing worth pointing out is that you should never throw away old Warhammer rulebooks and army books (as long as you've got somewhere to keep them, and your wife lets you), as each one has different snippets of story and background, any one of which might inspire you. By plundering all the Orc related resources I had at my disposal, including previous editions of the army book and some ancient Dwarf texts, I was able to piece together a chronologically ordered chain of events that showed Azhag's rise to glory, and his ultimate demise (I rarely had this much fun when I was reading for my history degree). Armed thus, I decided it was time to start thinking up an army built around Azhag at the height of his career.

What you can see on the opposite page is a large(ish), Orcs & Goblins army that represents Azhag's mighty horde prior to his final clash, the Battle of Osterwald. I've been careful to include units that suit the descriptions of some of his early encounters, lending the army a sense of narrative and theme that is quite exciting. Take the Spider Riders, for example. There's a small note in a fifteen-year-old Warhammer book that mentions Forest Goblins joining Azhag when he passed into Ostland, so it made sense to me to include some. The same passage also mentions that Azhag's Boyz were running low on food by that point in their campaign, and that these newly arrived Forest Goblins brought plenty of supplies – such foodstuffs don't sound too reliable though, so I merrily sewed in the connection between Whizzbang and the Red Venom Tribe.

As you look through the army list opposite, you'll see it's full of hare-brained ideas, each inspired in some way by the key facts I've gathered on Azhag's brutal military career.

Hopefully I've shown just how easy it is to create a rich and flavourful background for your own army, centred around one of its iconic personalities. So grab your favourite special character or peruse the first army book to come to hand and soon you'll be bursting with ideas too!

The Adventures of Azhag the Slaughterer

Pre 2512 Azhag, a minor Orc chieftain, discovers the Crown of Sorcery amidst the treasure horde of a Chaos Troll.

Pre 2512 Azhag's Boyz escape from the ruins of Todtheim. None fail to notice the new cunning exhibited by their chief.



Pre 2512 In the World's Edge Mountains, Azhag defeats numerous Orc & Goblin warbosses, subjugating their tribes. Many more declare allegiance to him willingly.

Circa 2512 Azhag finally secures the loyalty of all the Goblin tribes of Red Eye Mountain, the largest concentration of Goblins in the Old World.

2513 Azhag plunders Ostermark. Kohlitz and the Temple of Sigmar at Nachtdorf are razed to the ground.

2513 The Count of Ostermark is defeated and driven from the field.

Circa 2513 With Ostermark largely subjugated and the Count in hiding at Bechafen, Azhag crosses the Talabec river into Ostland, looting and destroying as they travel. Azhag's army is further swollen by Forest Goblin reinforcements from the Great Forest.

2513 At Grim Moor, Count Valmir von Raukov fights Azhag to a temporary standstill, but his own army is shattered in a pyrrhic victory.

2514 Azhag claims his most famous victory at the Battle of Butcher's Hill. Just as the Ostlanders believed they had won the day, Azhag's crown unleashed its magical powers to turn the tide, before a veritable swarm of Snotlings was unleashed upon the panic-stricken defenders.

2514 Azhag lays siege to Wolfenburg, where von Raukov is forced to weather the harsh winter behind his sturdy battlements.

2514 Bored of hurling his minions against the defences of Wolfenburg, Azhag ravages the surrounding region, destroying the town of Forstich.

2515 Azhag is finally brought to bay by the Emperor's army, led by Marshal Otto Blucher. During the titanic clash, Azhag is slain by Werner von Kriegstadt, Grand Master of the Knights Panther.



LORDS

- 1 Azhag the Slaughterer** 450 pts
Under direction from the malignant force dwelling in the Crown of Sorcery, Azhag has laid waste to vast tracts of the northern Empire.

HEROES

- 2 Rotgob Facemasha** 140 pts
Rotgob has been with Azhag since before he discovered the Crown of Sorcery, and carries a matching standard.

- 3 Snotfinga da Black** 120 pts
A powerful Shaman from Red Eye Mountain, Snotfinga wisely chose to fall into line with Azhag.

- 4 Numgak Crotchchoppa** 73 pts
Numgak's been with Azhag since before Todtheim. Though he wasn't brave enough to actually enter Todtheim with Azhag, he was at least loyal enough to wait outside for his return.

- 5 Whizzbang da Mad** 135 pts
Whizzbang emerged from the Great Forest, apparently driven quite insane by the Red Venom Forest Goblins.

CORE

- 6 Snotfinga's Stabba Boyz** 250 pts
Snotfinga's Night Goblins are amongst the lucky survivors of the Goblin Wave attacks employed at Grim Moor.

- 7 Da Moonstruck** 215 pts
Da Moonstruck have been especially loyal to Azhag since he had Skullmuncha eat their former master, Rikkit!

- 8 Numgak's Stikkas** 100 pts
Have purloined bows and arrows to convince Azhag that they're no longer best sent forwards in his 'wave attacks'.

CORE

- 9 Da Runtlings** 60 pts
Unlikely shock-troopers in Azhag's famed pincer attacks (and tasty snacks for the boars), Snotlings are now in short supply.

- 10 Da Red Venom Tribe** 170 pts
Emerging from the Great Forest, the Red Venom Tribe readily joined Azhag's Waaagh!

- 11 Lunk's Choppas** 170 pts
Even with Lunk being dead, the Boyz have decided to keep their name, until they can think of a better one.

- 12 Da Slaughterers** 230 pts
Always believing Azhag was destined for greatness, da Slaughterers followed him through Todtheim, and beyond.

SPECIAL

- 13 Da Not Dead** 318 pts
Azhag leads them to the fight, and they do the killing – just how they like it.

- 14 Rotgob's Riders** 283 pts
When Azhag twisted off Gatlag's head, he told Rotgob to take command of the Boar Boyz, an offer he couldn't refuse.

- 15 Da Big Stikkas** 70 pts
Numgak thought it was about time the Slaughterer got some bigger twangers that can successfully lay siege to cities.

RARE

- 16 Nurk da Beanpole** 205 pts
He's not green, and he doesn't say Waaagh! very much, but all the lads agree that Nurk's fun to have around.

TOTAL: 2989 pts

THE WRATH OF THE STORMCALLER

The battles of the Space Wolves are the stuff of legends, about which great sagas are told and songs are sung. For this month's battle report we decided to forge our own saga fighting against the Chaos Daemons. Adam Troke joins the fray.



WARHAMMER
40,000

BATTLE REPORT



With much howling and bloodshed (and, doubtless, spilled ale) the Space Wolves are upon us – the most ferocious champions of the Imperium, undaunted heroes of a hundred thousand terrible battles. We wanted the first battle using the new Space Wolves Codex to be a memorable contest and, more importantly, give them a chance to show what they are all about.


One of the strongest themes that is presented in the Space Wolves Codex is the concept of the mighty heroes of Fenris clashing with the most terrifying and bitter enemies of Mankind. The images spring to mind of a courageous Wolf Lord locked in mortal combat with a towering monster atop a snow-capped crag, or a pack of Wolf Guard hurling themselves, without fear or hesitation, into the jaws of a vast alien horde. These are the images that the Codex evokes, and we hope to recreate a few such scenes in this month's heroic battle report.

To play to this theme of titanic conflict against the worst horrors of the galaxy, we decided there was no finer opponent for the sons of Russ to take on than the Daemons of the Warp; after all, Chaos Daemons have access to gargantuan monsters, hordes of gibbering daemonic foot soldiers and the full fury of the Dark Gods. Such a match-up promises to be a true epic. To represent the two armies there

are two very obvious choices. Phil Kelly, author of the Space Wolves Codex, was the only logical selection to bring the Space Wolves to battle – who better than the book's author, and veteran of countless hard-fought playtests, to showcase what the Space Wolves are all about. Phil's worthy opponent will be Alessio Cavatore, co-author of *Codex: Chaos Daemons* and a rulesmith of considerable renown – the perfect candidate to bring the full fury of the Dark Gods crashing down upon the Space Wolves.

“THE MIGHTY HEROES OF FENRIS CLASH WITH THE ENEMIES OF MANKIND.”

Before the game the players discussed which armies to use. Both Alessio and Phil had aspirations to field plenty of characters to encourage a clash of heroes – the Space Wolves can include two HQ choices for each available slot in the force organisation chart, after all. Since Phil was determined to take the maximum four characters, the players agreed it would be fun for Alessio to take four of his own. Such a mighty gathering of daemonic champions will give Phil's Fenrisian warriors ample chance to forge a saga or two of their own...



SPACE WOLVES

- | | |
|--------------------|------------------|
| 1 Njal Stormcaller | W Wolf Guard |
| 2 Canis Wolfborn | G Grey Hunters |
| 3 Ulrik the Slayer | B Blood Claws |
| 4 Rune Priest | S Skyclaw Pack |
| D Dreadnought | F Long Fang Pack |
| L Lone Wolf | |

CHAOS DAEMONS

- | | | |
|---------------------|-------------------|---------------------|
| 1 Bloodthirster | D Daemonettes | F Fiend of Slaanesh |
| 2 Great Unclean One | B Bloodletters | C Bloodcrusher |
| 3 Lord of Change | P Plaguebearers | S Screemers |
| 4 Keeper of Secrets | H Horrors | |
| SG Soul Grinder | N Beast of Nurgle | |

FORCES

Space Wolves:
Phil Kelly.
Chaos Daemons:
Alessio Cavatore.

MISSION

Seize Ground
(3 objectives)

DEPLOYMENT

Pitched Battle

ARMY SIZE

2000pts

NOTES

- Both players have agreed that Alessio can field four (yes four!) Greater Daemons in his army, bypassing the normal army restrictions.
- This scenario involves fighting over multiple objectives across a wide area, something that Daemons excel at due to the nature of their deployment.

THE DARK TETRAGON



- HQ
- ① **Doomfang Bloodfury Bloodthirster**
Unholy Might. 270 points
 - ② **Greenspite Scrape-Gristle Great Unclean One**
Cloud of Flies. 165 points
 - ③ **Cacklewrack Hatequiver Lord of Change**
We are Legion. 290 points
 - ④ **Sinlash Fleshtaint Keeper of Secrets**
Pavane of Slaanesh. 225 points

- ELITES
- ⑤ **1 Beast of Nurgle** 35 points
 - ⑥ **1 Fiend of Slaanesh** 30 points
 - ⑦ **1 Bloodcrusher of Khorne** 40 points

- TROOPS
- ⑧ **10 Bloodletters of Khorne**
Fury of Khorne, Chaos Icon and Instrument of Chaos. 200 points
 - ⑨ **10 Plaguebearers of Nurgle**
Chaos Icon and Instrument of Chaos. 180 points
 - ⑩ **10 Pink Horrors of Tzeentch**
Bolt of Tzeentch. 180 points
 - ⑪ **10 Daemonettes of Slaanesh**
Transfixing Gaze, Chaos Icon and Instrument of Chaos. 175 points

- FAST ATTACK
- ⑫ **3 Screamer of Tzeentch** 48 points
- HEAVY SUPPORT
- ⑬ **Soul Grinder**
Phlegm. 160 points

Total 1998 points



Co-author of Codex: Chaos Daemons, Alessio Cavatore has been locked away in a lead-lined chamber for the past 18 months, feverishly scribbling down notes headed F, A and Q. We've loosened the hexagrammatic wards of his cell for one day only.

Alessio: Some time ago I was tasked to produce a few new datasheets for our Apocalypse: Reload book. So were born the Host of the Daemon Forge, Skulltaker's Cohort of Blood, The Great Promenade of Exquisite Excess and, last but not least, the Tetragon of Darkness. This last datasheet was born out of an attempt to represent the concept that when the four Dark Powers manage to set aside their eternal squabbling and join forces, the result is a force so powerful that no puny mortal can hope to defeat it. The Tetragon of Darkness datasheet, with its perfect symmetry, is the embodiment of this concept and I've been looking for an excuse to use it in a regular game of 40K, so when it was suggested that we use four Greater Daemons I leapt at the chance. Luckily Phil thought that it would be fun to pitch his new Space Wolves against such a force. Indeed the

Sons of Fenris are all about mighty champions searching for epic challenges and glory on the field of battle. What could be more exciting than having four great heroes of the Fang taking on four powerful Greater Daemons of the Ruinous Powers? So with that principle agreed we both set about picking out armies.

Symmetry. It's all about symmetry, you see. So, after picking one of each of the Greater Daemons (each fastidiously equipped with one Daemonic Gift apiece), I proceeded to select one unit of Lesser Daemons for each of the four powers of Chaos. All of them of the same size, just to continue being fair to everyone.

Then I stopped, totted up my points and realised that I was way over the points limit I'd agreed with Phil. I suppose I could have made some cuts, but I felt that was cheapening my vision, so Phil and I

cheerfully decided to raise the size of the game! This meant that I could take more Daemons, and Phil could take even more howling mad Space Marines.

Those extra points let me add a unit of 'support' Daemons for each of the four powers, to better capture the great variety of bizarre and uncanny creatures that make up the pantheon of Chaos.

Finally, I managed to squeeze in a fearsome Soul Grinder, which doesn't ruin the balance of the list as it is clearly not aligned to any of the powers, and represents Chaos in all of its glory... and I just adore the Daemon Engine!

So, there it is – each of the Gods of Chaos will be equally represented, with one Greater Daemon, one unit of Lesser Daemons and one unit of 'other' Daemons, with a Soul Grinder standing in the middle balancing the four powers out.

When it comes to dividing the army into two cohorts, I will abide by the background and avoid putting Daemons of Nurgle with Daemons of Tzeentch, and Daemons of Khorne with Daemons of Slaanesh. So, if the fickle Chaos Gods agree, the slower and short-ranged children of Father Nurgle will be in the first wave, together with the War-host of Lord Khorne (accompanied by the unholy might of a Soul Grinder, of course!), ready to smash the Space Wolves aside in melee.

This will ensure that, even if things go wrong and the other cohort is deployed first, at least I will have the Daemons of Tzeentch opening up against the enemy right from the start of Turn 1.

And now, with the Tetragon of Darkness summoned from the depths of the Warp, let's see how hard these hairy Space Marines really are!

HOWLING MAD



- HQ**
- ① **Njal Stormcaller**
Runic armour. 270 points
 - ② **Ulrik the Slayer**
180 points
 - ③ **Svengril Drakesbane, Rune Priest**
Plasma pistol, and Saga of the Beastlayer. 125 points
 - ④ **Canis Wolfborn**
185 points
- ELITES**
- ⑤ **WOLF GUARD Groth Bloodfang**
Terminator armour, power weapon and storm bolter. 38 points
 - ⑥ **Ulf the Bear**
Terminator armour, thunder hammer and storm shield. 63 points
 - ⑦ **Hrolfgar Clawhand**
Terminator armour, twin wolf claws. 48 points
 - ⑧ **'Grey' Erik Vensson**
Terminator armour, chainfist and stormbolter. 48 points
 - ⑨ **Hurath the Terse**
Terminator armour, power weapon and storm bolter. 38 points
 - ⑩ **Yuric the Wise**
Terminator armour, power fist and cyclone missile launcher. 73 points
 - ⑪ **Lone Wolf Haarkon**
Terminator armour and twin wolf claws. 65 points
 - ⑫ **Father Jorn, Dreadnought**
Assault cannon and power fist incorporating heavy flamer. 115 points
- TROOPS**
- ⑬ **10 Grey Hunters**
2 Plasma guns, power fist and wolf standard. 205 points
 - ⑭ **15 Blood Claws**
Plasma gun and power weapon. 250 points
- FAST ATTACK**
- ⑮ **5-man Skyclaw Pack**
Power fist, meltagun and plasma pistol. 140 points
- HEAVY SUPPORT**
- ⑯ **6-man Long Fang Pack**
2 Heavy bolters, missile launcher, plasma cannon and lascannon. 155 points
- Total 1998 points**



As author of the Space Wolves Codex, you might expect Phil Kelly to sport a great bushy beard. Alas, he has had to settle for an impressive pair of sideburns and a set of sharpened canines instead until the Canis Helix kicks in.

Phil: Over the last few years the Space Wolves have been uncharacteristically quiet. Hah! Not any more. I wanted to make a force that was loud, proud and spoiling for a fight. And no easy wins – that’s just not fitting for noble space barbarian types. Ideally, I wanted the Sons of Russ to bite off more than they could chew, and to have a real fight on their hands – that is, after all, what heroes do best. After a timely visit from Alan Merrett, our resident expert on... well, everything, we had a plan. Pit the shiny new Space Wolves army against four Greater Daemons, one from each of the Chaos Powers, and plenty of gribbly daemoniac minions just for good measure.

With this truly epic clash in mind, I headed straight for the Space Wolves kick-ass heroes section (*I think he means HQ section – Ed*). Given that the new character

models are so great I felt it would be rude not to include at least two of them. Njal Stormcaller, looking like he just stepped out of a myth, was backed up by his apprentice Rune Priest Svengril Drakesbane (what can I say, I love using psychic powers – especially psychic lightning bolts). I gave Svengril the Saga of the Beastlayer, giving him a better chance against the really big stuff. Sagas are interesting in that they give your heroes an extra ability, but he must achieve a personal mission by the end of the game or lose his honour – trust me, that’s a big deal if you are a true Space Wolves player.

Ulrik the Slayer, being a slayer and all, makes for a cheap but effective monster-killing hero. He will boost morale, and can increase the WS of another model in my army to boot. Last but definitely not least came new boy Canis Wolfborn, riding atop

his enormous Thunderwolf steed Fangir. Canis is exceptionally good at taking out large squads, and the model just looks fantastic in the middle of an army. To back up these elite warrior heroes I took a squad of Wolf Guard in Terminator armour, each with his own speciality. It’s these little mini-heroes that really make a basic Space Wolves squad special if you ask me. A squad of Blood Claws looks pretty cool by itself, but so much cooler if it is led by a hulking Wolf Guard in Terminator armour.

With my HQs chosen it was time to pick the rest of the army. I usually pick a balanced force of units – Grey Hunters for

close-range firefights and counter-attacks, Long Fangs for supporting fire, some jump-packing Skyclaws, and a massive squad of Blood Claws for some devastating assault potential. I pondered taking some tanks, but in the end I thought it would be a cooler force with just infantry. My one compromise was a Dreadnought, just to add a giant hero of legend into the mix (mentored by Ulrik to make him WS 5). The force I’ve picked has a real personality – more a warband of die-hard heroes than a tactical military force. Perfect! I’m looking forward to this.

Come here, little Bloodthirster, I have a surprise for you...



TURN 1

The battle began with a moment of incredible fortune on the part of Alessio as he nonchalantly rolled his dice to see if he could seize the initiative and go first. Phil, who had hoped for a chance to advance on the objectives unmolested for a turn, sighed with resignation as the dice came up a 6 and the Daemons entered play. Alessio's roll for Daemonic Assault was successful and his vanguard of Khorne and Nurgle Daemons tore their way through the fabric of reality and onto the battlefield. By and large, Alessio's Deep Strike rolls were extremely accurate, with only the Bloodcrusher failing to materialise on target, and narrowly avoiding scattering completely off the table.

With the Soul Grinder the only unit armed with a missile weapon in his initial Daemonic Assault, Alessio ran with each of his units in an effort to get as close to the Space Wolves' lines as possible, and reduce the risk of incoming fire from area effect weapons.

Finally, the Soul Grinder let loose with its mawcannon, hoping to blast the Long Fangs with a gobbet of eldritch phlegm, but Alessio's judgement was a little out and his target was out of range.

At the start of the Space Wolves' turn, Phil rolled to see the effect of Njal's Lord of Tempests special rule. The howling winds surrounding the mighty Space Wolves Runepriest whirled about in a Living Hurricane – any enemy infantry within 24" of Njal will move as though in difficult terrain. Phil then added to this effect by having Njal cast the psychic power *Tempest's Wrath*, which meant that all jump infantry and units deploying by Deep Strike within 24" will treat all terrain (even clear terrain) as difficult and dangerous terrain. Bringing in reserves next turn could become quite perilous for Alessio.

With Njal's sorcery complete, Phil's Space Wolves advanced, loping through the heavy snow towards their targets. The hulking Dreadnought, Father Jorn, and the Lone Wolf Haarkon ran straight towards the clutch of Daemons including the Bloodthirster, eager to smite Alessio's most powerful force. Njal and his Wolf Guard retinue followed in their wake, even as Canis Wolfborn raced past them in his haste to join the beckoning melee. In the centre, the Grey Hunters advanced on the ominous shrine to Chaos, watchful of the Soul Grinder, while the Skyclaws leapt over their veteran brothers to stand at the centre of the board. Meanwhile the Blood Claws, under the watchful gaze of Ulrik

the Slayer, also pressed forwards, closing in on the Titan head objective.

Phil commenced his shooting by raining fire upon the Soul Grinder from the Long Fangs: krak missiles and lascannon rounds deflecting harmlessly from its armoured bulk. Father Jorn fared better, killing two Plaguebearers with his mighty weapons, while Njal summoned a crackling bolt of lightning to cause a wound on the Bloodthirster.

Thanks to the proximity of Alessio's daemonic legions, Phil was able to launch a devastating first-turn assault, Canis Wolfborn, the Space Wolves Dreadnought and the Lone Wolf all smashing into the thin line of Plaguebearers. Canis proved his incredible combat prowess, inflicting five wounds on the Daemons, killing four, while the Lone Wolf slew another. Father Jorn was unlucky though and, in spite of Ulrik's training, failed to hit any of his foes. In return, the Plaguebearers failed to cause any damage, losing another of their number to combat resolution.



PUTRESCENT SHIELD


Alessio made canny use of his Plaguebearers when they arrived onto the battlefield. By deploying them between the Space Wolves and the bulk of his daemonic horde and then using a run move to spread them out, Alessio ensured that any incoming fire or charging Space Wolves would have to go around or through these most resilient of Daemons before they could get to grips with his other units – a very effective exercise in screening. Although they lost half their number in a single round of combat, Alessio was delighted – three of Phil's big hitters were now tied up in a single, protracted combat and daemonic reinforcements were on their way...





JAWS OF THE WORLD WOLF

While Njal showed himself to be a master of storms and weather, Svengril unleashed a far deadlier power this turn, summoning the World Wolf to drag the astonished Great Unclean One into a gaping fissure that opened beneath his pestilent feet. Despite the massive bulk of the Daemon of Nurgle (monstrous creatures subtract one from their Initiative test to survive, because of their great size and strength) Greenspite Scrape-Gristle went crashing into the frozen underworld and was slain.



TURN 2

At the beginning of Alessio's next turn he rolled for his second wave of daemoniac reinforcements, hoping to bring on plenty of reserves. The luck of the dice went against him a bit, and only the Lord of Change and the Screamer of Tzeentch arrived onto the battlefield, the towering Greater Daemon braving the wrath of Njal's storm to join the Bloodthirster upon the snowy crag, while the Screamer scattered badly and ended up out of the action near Alessio's baseline. The rest of Alessio's moves were a matter of pushing his warriors forwards, the Beast of Nurgle and Bloodcrusher on the eastern flank ducked into cover behind the rocky hill, getting out of line of sight of the Long Fangs. The Soul Grinder closed in on the Skyclaws in the centre. On the western flank, the warriors of Khorne moved towards the whirling melee involving the Plaguebearers, ready to reinforce the servants of the Plague God, while the Bloodthirster positioned itself behind the embattled Dreadnought.

Alessio's shooting started with the Lord of Change channelling its sorcerous might, first against the Grey Hunters and then against Njal's Terminator retinue. Although the Terminators were marginally out of range, the Grey Hunters were not and one fell foul of *Daemonic Gaze*. Elsewhere

units used run moves to close in on their targets. Most significantly, the Soul Grinder closed with the Grey Hunters rather than firing at them.

Alessio's Assault phase was quick and deadly, but favoured the Daemons far less than anyone had expected. Although the Soul Grinder smashed into the Skyclaws with the fury of an angry god, it failed to leave much of an impression and only

“THE TOWERING GREATER DAEMON BRAVED THE WRATH OF NJAL'S STORM TO JOIN THE BLOODTHIRSTER.”

managed to kill a single foe. For their part, the Skyclaws failed to cause any damage on the Daemon Engine and duly retreated, easily escaping from the raging Soul Grinder, who stalked after them to prevent them rallying in the following turn.

The Bloodthirster's charge was similarly uninspiring – Alessio split his attacks evenly between the Dreadnought and the Lone Wolf, but failed to have any lasting effect on either, his blows deflected by the

Continued on page 62...



Using the Chaos shrine for cover, the Grey Hunters rush towards the enemy.

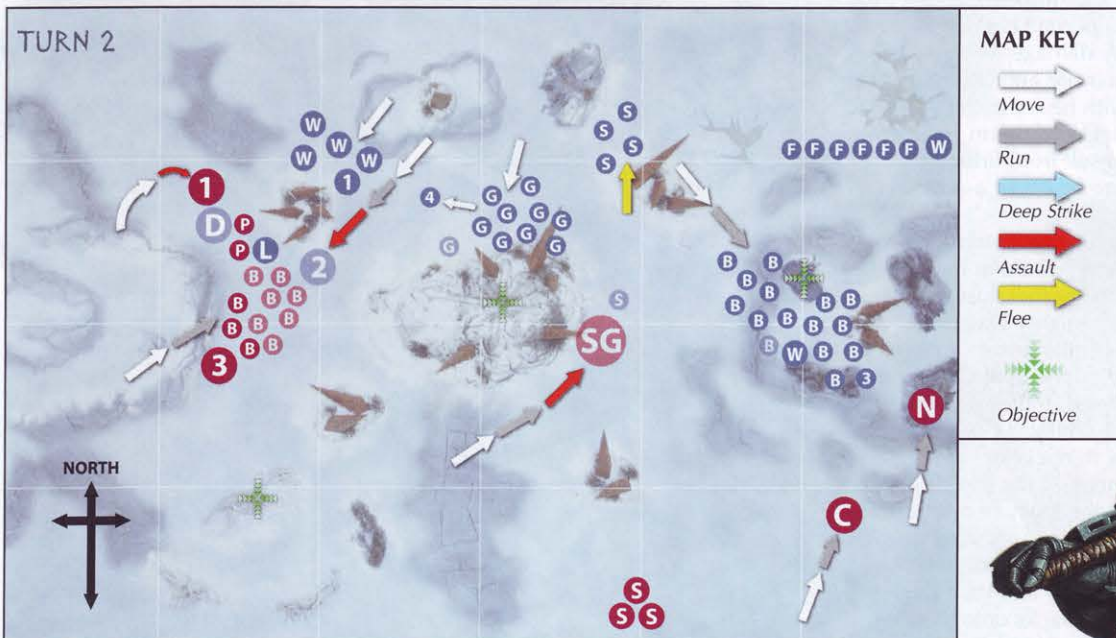


"OH, YOU CAN GET MORE IN THAN THAT..."

Although Canis Wolfborn was eventually slain, he died in heroic circumstances. His Wrath of the Savage special rule enables the controlling player to exchange Canis' Attacks characteristic with the number of models in base contact – in this instance raising his already formidable 5 Attacks to an even more terrifying 8 (including +1 for his wolf claws). Bloodletters, however, are a fairly elite foe. Imagine how much carnage Canis could wreak, turn after turn, against enemies that are really plentiful – he really is an awesome 'unit killer'.



TURN 2



MAP KEY



Move



Run



Deep Strike



Assault



Flee



Objective

SPACE WOLVES

- 1 Njal Stormcaller
- 2 Canis Wolfborn
- 3 Ulrik the Slayer
- 4 Rune Priest
- D Dreadnought
- L Lone Wolf
- W Wolf Guard
- G Grey Hunters
- B Blood Claws
- S Skyclaw Pack
- F Long Fang Pack

CHAOS DAEMONS

- 1 Bloodthirster
- 2 Great Unclean One
- 3 Lord of Change
- 4 Keeper of Secrets
- SG Soul Grinder
- D Daemonettes
- B Bloodletters
- P Plaguebearers
- H Horrors
- N Beast of Nurgle
- F Fiend of Slaanesh
- C Bloodcrusher
- S Screemers



TURN 2 CONTINUED

...from page 60


Lone Wolf's invulnerable saving throw or causing only minor damage to the Dreadnought. Thankfully, the Bloodletters who charged into Canis Wolfborn proved up to their allotted task, surrounding the mighty Space Wolf hero and hacking him to ribbons in a storm of blades. For his part, Canis died well: surrounded by Bloodletters he whirled about himself, killing three (it would have been a lot more had Alessio not done quite so well with his Invulnerable saves). Last of all, the Lone Wolf and the Dreadnought struck back at the Bloodthirster, inflicting a wound apiece. Both sides remained locked in the combat, however.

In the Space Wolves turn, Phil began a fierce counter-attack. Njal's personal storm remained the same, and he continued to channel the power of the Living Hurricane. While the Skyclaws fell back so as to regroup later, the Grey Hunters advanced on the Soul Grinder. On the eastern flank, the Blood Claws pack seized control of the Titan head objective, whilst in the west Njal and his Wolf Guard retinue advanced on the massive fight taking place on the snowy crag.

Phil's Shooting phase was desultory, mainly due to the resilience of Alessio's Daemons and the paucity of Phil's dice rolls. The Long Fangs hammered the Soul Grinder with two Krak missiles, a shot from a lascannon and a plasma cannon, but failed to cause any damage whatsoever. They then split their fire and peppered the Beast of Nurgle with heavy bolter shells, again to no effect. Elsewhere in his army, Phil restrained himself from firing, preferring to ensure he could assault his chosen enemies.

The first combat of Phil's turn saw the Grey Hunters charge headlong into the Soul Grinder. Although they lost two of their number to the mighty Daemon Engine, the Grey Hunter armed with a power fist penetrated the Soul Grinder's armour and destroyed it in a spectacular explosion, killing two more Grey Hunters and a Blood Claw in the blast.

The large combat on the snow-capped hill was joined by the massive armoured forms of Njal and his retinue, who weighed into the fight with everything they had. Though the Wolf Guard and their mighty leader, Njal, rained attacks onto the towering avatar of the Blood God, they failed to cause so much as a single wound. For his part, the Bloodthirster demolished Father Jorn, and the aged Dreadnought exploding in a fiery blast that killed three of the neighbouring Bloodletters. The Lone Wolf and surviving Bloodletters exchanged blows, but failed to wound one another, leaving this huge and increasingly dangerous combat at a stand-off.



ANNOTATIONS

- (A)** The Lord of Change avoids the worst effects of Njal's storm and lands on the hill. His sorcerous powers are unleashed upon the Grey Hunters, but only slays one.
- (B)** The Bloodthirster smashes into the Dreadnought, obliterating it, but the Lone Wolf manages to survive the Daemon's devastating attacks, thanks to the Space Wolf's invulnerable save.
- (C)** Njal and his Wolf Guard retinue lumber down the hill towards the melee.

- (D)** Canis Wolfborn charges forward on his Thunderwolf, straight into the heart of the fray. The Bloodletters respond by surrounding the Space Wolf hero, but three of Khorne's Daemons are brought down with broad sweeps of the wolf claws.
- (E)** The Skyclaws leapt forwards towards the Soul Grinder in the previous turn, but the giant mechanical monstrosity proves a little too quick, charging into them and killing one. The surviving Skyclaws fall back.
- (F)** Ulrik continues to lead the Blood Claws towards the Titan head objective, in preparation for the Bloodcrusher's arrival.



OBJECTIVES HELD



Chaos Shrine Wolf Skeleton Titan Head

THE TEMPEST'S WRATH

This enormously useful psychic power is the bane of drop troops everywhere, forcing enemy units that attempt to enter play by deep striking within 24" to roll as though they are in difficult terrain. It also has the same effect on skimmers, jetbikes and jump infantry – a Rune Priest with this ability in action will be the nemesis of any armies that rely on such troops.



TURN 3

Alessio's third turn began with more bad luck on the reinforcements front, with only the Keeper of Secrets arriving, leaving two of Alessio's key units still in reserve. Although Alessio couldn't help but cry his (justifiable) frustration at the late arrival of his units to the dice gods, all present (even Alessio) agreed that their late arrival might actually prove to be a boon when it came to claiming objectives.

Deciding that the Keeper of Secrets might be handy to ensure victory in the mounting melee on the western flank, Alessio used a nearby Chaos icon to make sure the Keeper arrived safely and on target, but then fell foul to Njal's psychic storm, and suffered a wound. In the east, Alessio advanced the Beast of Nurgle and Bloodcrusher through the rocks on the hill, the Bloodcrusher rolling poorly for difficult terrain and failing to keep pace with the lolling Beast.

Alessio had no real shooting to speak of this turn, with his Soul Grinder dead and his Lord of Change itching to join the melee, so after making a couple of run moves with units that weren't able to assault, he launched straight into close combat. The Lord of Change led the proceedings, killing two Wolf Guard Terminators outright, while the Bloodthirster split his attacks against multiple targets. The first attack was directed at Njal, who was spared as the blow missed.

The second, aimed at Svengril, found its mark and clove the poor Rune Priest in two. The remainder of the Greater Daemon's blows rained down on the Wolf Guard Terminators,

killing one. In reply, Njal dealt the Bloodthirster a vicious blow with his rune staff, toppling the mighty Daemon of Khorne at last.

Elsewhere in the fight, the Bloodletters and Plaguebearers finally overwhelmed the Lone Wolf, toppling the doom-seeking Space Marine with a series of well-placed blows. As the sprawling combat came to a close, Alessio was relieved to see he was the winner by a clear five points. Njal and his remaining Wolf Guard companion lost their nerve and withdrew from the combat, pursued by the Bloodletters, while the Plaguebearers shambled off towards the wolf skeleton objective.

At the beginning of his third turn, Phil rolled for Njal's Lord of Tempests effect, the hurricane exploding into a Vengeful Tornado that inflicts D3 Strength 9 hits on a single model within 18". Because of the proximity of the Bloodletters, Njal and his companion couldn't rally, and so withdrew further towards the board edge, narrowly avoiding leaving the gaming area completely. The Skyclaws rallied and leapt towards the Bloodletters in the centre, while the Grey Hunters began to scale the side of the shrine. On the right flank, even the Long Fangs advanced, hoping to get a clearer line of fire across the board, while the Blood Claws fenced in the putrescent Beast of Nurgle.

In the Shooting phase, the Long Fangs ran forwards, making the most of a turn of movement, and the Skyclaws ran headlong towards the Bloodletters. The Vengeful Tornado pummelled the Keeper of Secrets, who arrogantly shrugged off all ill effects, while Njal unleashed *Living Lightning* upon the Bloodletters, killing both (hopefully clearing enough space to enable him to rally next turn).

In the Assault phase, the Blood Claws, led by Ulrik the Slayer, hurled themselves at the Beast of Nurgle. Ulrik's Slayer Oath ensured that his whole unit were able to re-roll missed hits and wounds, and between them they effortlessly butchered the woefully outnumbered Beast of Nurgle, before consolidating back towards the Titan head objective.

OBJECTIVES HELD



Chaos Shrine

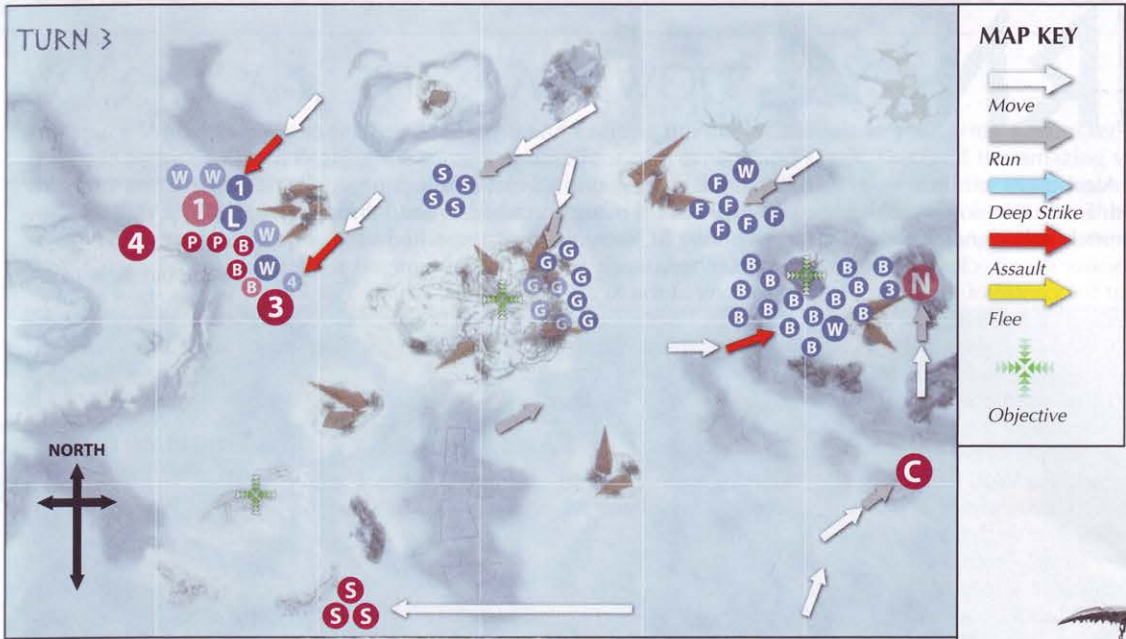


Wolf Skeleton



Titan Head





MAP KEY


- Move
- Run
- Deep Strike
- Assault
- Flee
- Objective

SPACE WOLVES

- 1 Njal Stormcaller
- 2 Canis Wolfborn
- 3 Ulrik the Slayer
- 4 Rune Priest
- D Dreadnought
- L Lone Wolf
- W Wolf Guard
- G Grey Hunters
- B Blood Claws
- S Skyclaw Pack
- F Long Fang Pack

CHAOS DAEMONS

- 1 Bloodthirster
- 2 Great Unclean One
- 3 Lord of Change
- 4 Keeper of Secrets
- SG Soul Grinder
- D Daemonettes
- B Bloodletters
- P Plaguebearers
- H Horrors
- N Beast of Nurgle
- F Fiend of Slaanesh
- C Bloodcrusher
- S Screamer



IN THE FOOTSTEPS OF RUSS

Blood Claws benefit (or suffer) from the Headstrong special rule, which prevents them from shooting at enemies that are close enough to assault (they'd rather charge something and hit it with chainswords than shoot at it). Although Phil was fairly sure he'd be able to kill the Beast of Nurgle in the Shooting phase, he likes the aspect of the Space Wolves background that leans towards close combat and heroic battles, and so opted to hold his fire, preferring to rely on Ulrik's Slayer Oath to see them through the fight and earn a precious consolidation move.



TURN 4

In Turn 4 all of Alessio's remaining reserves arrived. First to deploy were the Horrors of Tzeentch, who landed within 6" of the Plaguebearer's icon, close to the shrine of Chaos in the centre of the board. Next down were the Daemonettes and Fiend of Slaanesh, who both deployed behind the Horrors, hoping to benefit from their ally's better invulnerable saving throw by hiding in their shadow.

Alessio sent the Keeper of Secrets chasing after Njal and his Wolf Guard protector, determined to see them dead (or at least off the board), while the Lord of Change flew closer to the centre of the board to stand beside the Horrors. On the right flank, the lonesome Bloodcrusher again floundered amid the rocky outcrop, both the rider and his mount bellowing their frustration to the storm-laden skies.

Alessio's Shooting phase saw several Space Wolves cut down, the Lord of Change obliterating three Skyclaws with its demonic Gaze and the Horrors hammered the Grey Hunters atop the shrine to Chaos. The combined fire of the Horrors inflicted fifteen hits and seven wounds on the Grey Hunters, and two of their number were slain, including the banner bearer, who fell clutching his precious wolf standard. Both the Skyclaws and the Grey Hunters wavered under the demonic onslaught, but the steely gaze of Ulrik the Slayer (friendly units within line of sight of this mighty hero must re-roll failed Morale tests) kept them in line.

In the Assault phase, Alessio threw caution to the wind and decided to charge Njal and his Wolf Guard accomplice, expecting an easy victory. Deciding to split his attacks, the Keeper of Secrets directed four attacks against Njal, inflicting a wound on the battered Rune Priest and another on the Wolf Guard, whose 5+ invulnerable save protected him from harm. In return, Njal and the Wolf Guard each managed to wound the towering Greater Daemon, the runic staff searing the unnatural flesh of the Keeper, while the roaring chainfist tore great chunks from its body. Fortunately for Alessio, the Daemon passed the saving throw required for losing the combat.

With the battle reaching its peak, Phil began his fourth turn by rolling for Njal's Lord of Tempests ability, the storm finally reached its crescendo, echoing the turmoil on the battlefield.

Near the Titan head objective, Ulrik broke off from the squad of Blood Claws, leaving them to the care of Wolf Guard veteran Hurath the Terse to stalk after the nearby Bloodcrusher. For their part, the

Blood Claws began to spread out, forming a human chain between the Titan head and the shrine of Chaos in the centre of the board. The last remaining Skyclaw ran headlong at the Keeper of Secrets, while the Grey Hunters on the edge of the shrine of Chaos readied themselves to return fire on the Horrors of Tzeentch.

In the Shooting phase, the Long Fangs proved their absolute dominance as they unleashed six heavy weapon shots at the quaking Lord of Change, inflicting multiple wounds, which Alessio's poor luck failed to prevent – the master of tricks and cunning suffered three wounds to a punishing salvo of lascannon, krak missiles and heavy bolter shells.

The Assault phase saw Ulrik the Slayer charge headlong at the Bloodcrusher in an epic confrontation. The wily Wolf Priest used every ounce of skill and experience to batter through the Khorne Daemon's defences, but despite causing several wounds, Alessio's luck held and the Bloodcrusher suffered only a single wound. In return, the Juggernaut and its Bloodletter rider laid into the Space Wolf, causing a wound in return.

Across the other side of the table, the last Skyclaw charged in against the Keeper of Secrets, hoping to aid Njal. Quick as lightning, the Slaanesh Daemon killed the newly arrived Skyclaw and dealt the Wolf Guard a blow that nearly slew him (Phil was getting very concerned that the poor Wolf Guard was going to fail a 5+ invulnerable save soon). The last of the Keeper of Secret's attacks fell upon Njal, who was cut down – much to the lamentations of Phil. Determined to avenge his fallen master, the remaining Wolf Guard carved his way through the Keeper with his chainfist.

- ANNOTATIONS**
- A** The Lord of Change wipes out three of the Skyclaws as they bound eastward. In the Space Wolves turn the Long Fangs unleash a withering volley, reducing the the Greater Daemon to one wound.
 - B** The Keeper of Secrets leaps into combat with Njal and the remaining Wolf Guard. The Stormcaller is slain but the Daemon is killed by the Wolf Guard's chainfist.
 - C** The remaining Daemons Deep Strike onto the board near the Chaos shrine.
 - D** The Blood Claws extend their lines, hoping to capture both the Titan head and the Chaos shrine.
 - E** Ulrik the Slayer's combat with the Bloodcrusher ends in a stalemate, with a single wound inflicted on each.

W.Y.S.I.W.Y.G., THE SPACE WOLF WAY

The Space Wolves' way is to feature wonderful and exciting unique individuals in your army. Characters in the army are forbidden from bearing the same combinations of weapons and sagas. This, and the amazing variety of weapons and wargear available to Space Wolf HQ choices and Wolf Guard, makes it all the more important that your models are correctly armed – not only does it make it easy for you to keep track of who's got what, it also gives your opponent (who is, let's be honest, probably one of your friends) a chance to enjoy the game too. The Wolf Guard box set contains a huge variety of bits to allow you to do just that.



MAP KEY

- Move
- Run
- Deep Strike
- Assault
- Flee
- Objective

OBJECTIVES HELD

- Chaos Shrine
- Wolf Skeleton
- Titan Head

TURN 5

Without wasting any time, Alessio hurled himself into the fifth turn, determined to seize control of two objectives. The Plaguebearers shambled towards the giant wolf skeleton, claiming it for the Daemons, while the Horrors of Tzeentch and Daemonettes scrambled onto the shrine of Chaos at the centre, claiming the other. The (grievously wounded) Lord of Change flew forwards, keeping a beady eye on the Grey Hunters in the centre of the battlefield. Lastly, the Fiend of Slaanesh rushed around the Shrine of Chaos to close in on the Grey Hunters as well. The Screammers of Tzeentch, who had spent the game studiously avoiding attention, swept in towards Ulrik the Slayer, Alessio hoping the three Screammers would be able to pick off the wounded Wolf Priest by themselves.

Alessio's shooting commenced with a withering hail of fire from the Horrors, firing over the Grey Hunters to punish the Blood Claws beyond. Four young Space Wolves were slain by the punishing salvo of daemonic energy. The Lord of Change joined the fray, obliterating the last Wolf Guard Terminator (and thus avenging the Keeper of Secrets) with a *Bolt of Change*, and killing a Grey Hunter with *Daemonic Gaze*. The Fiend of Slaanesh closed in on the Grey Hunters with a run move.

In the Assault phase, the Fiend tried to assault the Grey Hunters, drawing them away from the objective, but was out of range. The Screammers of Tzeentch charged Ulrik, who finished off the Bloodcrusher, and easily withstood

their paltry close combat attacks, causing one to die from combat resolution.

In Phil's turn, the Grey Hunters stoically clambered onto the shrine of Chaos, with the Blood Claws continuing to form a chain between the two objective points. Phil's shooting saw the Long Fangs finish off the Lord of Change, the mighty Daemon falling under a second sustained volley from the Space Wolf veterans. The Grey Hunters and Blood Claws both passed over the opportunity to fire, preferring to run in an effort to reach the objective.

Phil's Assault phase saw Ulrik the Slayer finish off the remaining Screammers of Tzeentch, finally clearing the right flank of all the Daemons.

With that, Alessio took up a dice to see if the game continued. The dice roll came up as a 2 and the game ended. A quick look at the objectives saw the Space Wolves controlling one (the Titan head) and the Daemons controlling another (the wolf skeleton), with the centre objective (the shrine of Chaos) hotly contested. The end result was a hard-fought draw!

“FOUR SPACE WOLVES WERE SLAIN BY A SALVO OF DAEMONIK FIRE.”

TURN 5

MAP KEY

- Move
- Run
- Deep Strike
- Assault
- Flee
- Objective

SPACE WOLVES

- 1 Njal Stormcaller
- 2 Canis Wolfborn
- 3 Ulrik the Slayer
- 4 Rune Priest
- D Dreadnought
- L Lone Wolf
- W Wolf Guard
- G Grey Hunters
- B Blood Claws
- S Skyclaw Pack
- F Long Fang Pack

CHAOS DAEMONS

- 1 Bloodthirster
- 2 Great Unclean One
- 3 Lord of Change
- 4 Keeper of Secrets
- SG Soul Grinder
- D Daemonettes
- B Bloodletters
- P Plaguebearers
- H Horrors
- N Beast of Nurgle
- F Fiend of Slaanesh
- C Bloodcrusher
- S Screammers






FINAL OBJECTIVES




CHAOS SHRINE: CONTESTED



TITAN HEAD:
SPACE WOLVES



WOLF SKELETON:
CHAOS DAEMONS



RESULT: DRAW

CARNAGE!



Alessio: That battle rocked! It was unbelievably exciting, full of characterful, desperate fights, epic deeds and acts of sacrifice that ensured total mayhem and, eventually, mutual destruction. Four great heroes of the Space Wolves facing off against four Greater Daemons of Chaos! And in the end, all that was left was Ulrik the Slayer with 1 Wound left.

Yes, we could have been more 'tactical' with the way we played, but we were too taken by the flavour of the game that who was going to win didn't really matter. For example, I was well aware that I could have simply parked the Lord of Change or the Keeper of Secrets within 6" of Njal and the remaining Wolf Guard Terminator, and gently accompany them off the battlefield by stopping them from regrouping. However, I thought that would be disrespectful towards such a valiant opponent, and I just wanted to take him out in combat, so that he could go to the Allfather's side with his honour intact. I therefore charged in with my Slaaneshi Daemon and managed to cut the Rune Priest down. And, if the Wolf Guard hadn't passed his invulnerable save, I would have killed all three of my opponents! But alas! The Dark Prince had other plans and the Terminator tore the Daemon apart with his chainfist.

Of course, I'm pretty sure that it was all part of a plan cleverly orchestrated by the Lord of Change, which obviously weaved the threads of chance to ensure he was

the last of the Tetragon to remain standing at the end of the fight. Except that those rude Long Fangs put a very sudden and very painful end to its schemes, by unleashing a hail of missiles and lascannon bolts that annihilated the creature – what good is a 3+ invulnerable save if you cannot roll more than a 2?

One of the outstanding things I noticed thinking back to the game is the absolutely hilarious sequence of killing between the most powerful models on both sides:

- 1) The Wolf Priest kills the Great Unclean One (in a really silly way, I shall point out!)
- 2) The Bloodthirster avenges him by killing the Wolf Priest.
- 3) Njal Stormcaller avenges the Wolf Priest by killing the Bloodthirster of Khorne.
- 4) The Keeper of Secrets of Slaanesh avenges the Bloodthirster of Khorne by killing Njal Stormcaller.
- 5) The Wolf Guard Terminator avenges Njal by killing the Keeper of Secrets.
- 6) The Lord of Change avenges the Keeper of Secrets by killing the Wolf Guard Terminator.
- 7) The Long Fangs avenge the Wolf Guard by killing the Lord of Change.

Need I say anything else? Spectacular!

The one character that did survive this vicious spiral of revenge and death was Ulrik the Slayer, who wisely chose to engage a few minor daemoniac beasts on the edge of the battle, and as a result got away with only a few new scars and trophies to boast about. Clever!



DAEMON CHAMPIONS

It has to be the Plaguebearers, for once more doing what they do best – sticking it out! They took the charge of Canis Wolfborn, the Lone Wolf and the Dreadnought and still came out alive, surviving several rounds of combat (eventually finishing off the Lone Wolf!), and then slowly shambling onto an objective and holding it until the end of the game!





THE GLORY OF RUSS!



Phil: Blimey, that was intense! I'm trying hard to steer away from the obvious cliché here but that game was really something. Sure, we set it up to be a good heroic scrap, but the Sons of Russ really exceeded my expectations by consistently rewarding my cavalier and aggressive tactics. I love playing Alessio because he's pretty much the

same breed of gamer as me – he loves a good competitive game, but he knows that having fun and creating a memorable story is more important in the long run.

Right from the start we were both dying to get our double-hard HQ choices into combat and see what they could do. The game kicked off with a bang when Alessio seized the initiative (this is only right and normal for the battle reports I play in) and executed a practically perfect deployment, only for my Rune Priest to drop his Greater Daemon of Nurgle through the ice into the frozen oceans below – take that Great Unclean One! The game didn't let up from that point on.

The good news is that all of my heroes got stuck into combat and kicked monstrous butt before meeting a valiant end – just how the Space Wolves like it. In many ways I feel like I won a moral victory; the Sons of Russ took down all four of Alessio's Greater Daemons and bumped off a Soul Grinder into the bargain. Result! The bad news is that I failed to fulfil my saga-based battle oaths – Rune Priest Svengril didn't manage to kill a monster or creature with T5 or more (though Ulrik the Slayer killed several, which sort of makes up for it) and Njal did the unthinkable and fled from combat; far from fitting behaviour for a hero with the Saga of Majesty. Evidently I need more practice at commanding Fenris' best. After all, if you can not only win but also fulfil the saga-based missions for your characters, then you are truly a hero of Fenris.

Still, the feast halls of Asaheim will resound to the tales of this battle for a long time to come. There were so many great moments: the Skyclaws being shown how it's done by the grizzled Grey Hunters when they punched out the raging Soul Grinder, the Long Fangs hammering the Lord of Change back into the Warp with disciplined volley fire; the Lone Wolf taking on the Bloodthirster and surviving only to be pulled down by those thrice-damned Plaguebearers; Njal dealing the killing blow to the giant red beastie only to be brought low by the Keeper of Secrets, but in the process buying enough time for his Wolf Guard to plunge his chainfist into the sinister Daemon's chest... ah, I could go on. Suffice it to say Alessio and I will remember this story for the rest of our gaming careers. In the end, that's how the Space Wolves like it. Back to the Fang for a victory feast washed down with plenty of Fenrisian mead! Well, at least a pint of Bugman's at any rate...


HERO OF LEGEND

My man of the match has to be my Lone Wolf. He not only got stuck in against the Plaguebearers, but he survived being charged by a Greater Daemon of Khorne and a pack of Bloodletters, and did some serious damage in the process with his wolf claws. Though he outlasted the Bloodthirster he ultimately met a glorious death and is no doubt the toast of his squad in the afterlife. Classic stuff!



WARHAMMER[®]

40,000




In the grim darkness of the far future there is no respite, no surrender, no forgiveness, only war! Choose your side; the fate of the stars is in your hands.

Warhammer 40,000 is a tabletop game for two or more players. Use your army of Citadel miniatures to fight across ravaged alien landscapes. Choose to bring order to the galaxy using the armed forces of the Imperium, side with the Gods of Chaos or align yourself with one of the many xenos races. The codexes allow you to fight with your chosen army, while the Expansions add extra dimensions to your games.

WARHAMMER 40,000 RULEBOOK
product code: 60040199020

WWW.GAMES-WORKSHOP.COM

Assault on Black Reach



In Warhammer 40,000, you and an opponent take control of opposing armies of miniatures and battle it out across the tabletop in a variety of thrilling and deadly missions.

The Assault on Black Reach boxed game has everything you need to start playing Warhammer 40,000 including two complete forces – the heroic Space Marines and the barbaric Orks. Can the valiant Space Marines halt the green tide or will the world of Black Reach fall into the hands of a despotic Ork Warlord?

BOX CONTENTS:

- 1 Space Marine Captain
- 10 Tactical Space Marines
- 5 Space Marine Terminators
- 1 Space Marine Dreadnought
- 1 Ork Warboss
- 20 Ork Boyz
- 5 Ork Nobz
- 3 Ork Deffkoptas
- Pocket-sized rulebook
- Starter booklet
- 2 range rulers
- Dice
- Transfer sheet
- Templates

ASSAULT ON BLACK REACH
product code: 60010199005




Apocalypse and Apocalypse: Reload

Apocalypse allows you to take your games to whole new levels. Stage truly massive battles, field Titans, super-heavy tanks, whole platoons of warriors or even entire battle companies of Space Marines. You can then supplement your forces further with game-winning strategic assets including orbital strikes, minefields or disruptor beacons.

Apocalypse: Reload is packed full of new datasheets, racial strategic assets, optional rules and a huge battle report that has to be seen to be believed.

APOCALYPSE
product code: 60040199018

APOCALYPSE RELOAD
product code: 60040199022



Cities of Death

Take the war to the cities of the future with comprehensive rules for urban combat. Armies battle one another amid the shattered ruins of vast cities. While tanks smash through ruined buildings, warriors engage in vicious close-quarter fighting.

CITIES OF DEATH
product code: 60040199017



Planetstrike

Planetstrike is a game of glorious invasions and desperate last stands set in the battle-ravaged universe of the 41st Millennium. This is a war on all fronts, in which the enemy can appear at anytime, from anywhere!

PLANETSTRIKE
product code: 60040199024

HOBBY ESSENTIALS

With all the Space Wolves about, there have been snowy crags aplenty in this month's White Dwarf. This effect has been achieved with Citadel Modelling Snow. However, Modelling Snow has many uses beyond detailing terrain, so we asked three top Studio modellers how to get the best out of it.


Mark Jones: I primarily use Modelling Snow for decorating the bases of my models. I use two different methods when applying it: for heavy deposits I use plaster or a ready-mixed filler – the stuff you use to seal old drill holes in your walls at home – and shape it onto the model's base in the desired form. When it's dry, I coat it with a thin layer of PVA Glue, then carefully scatter the snow on in a thin layer, making sure it covers the entire surface of the filler or plaster. When dry, I matt it down with a bit of varnish, but this is down to personal taste – some people like the gloss effect created by the PVA glue.

For lighter scatterings, texture the base as you would normally, and then build up thin layers of snow, by first applying watered-down PVA and then scattering on small amounts of powder. Wait until it's dry and then decide whether you want to add another layer – if so, repeat this stage. Continue doing this until you're happy with the look. Again, you can matt the final effect with varnish if you wish.



A small amount of filler has been used on the Space Marine's base before the Citadel Modelling Snow has been applied to give the snowfall effect some height. The Plaguebearer's base has been built over a couple of thin layers.

Chad Mierzwa: To create the effect of wet mud for bases and tank treads, I mix Modelling Snow with Graveyard Earth and a small amount of Citadel Water Effects. This gives you permanently wet-looking mud effect with a great texture. You can, of course, use any colour in the mix. So, for instance, using different browns will give you muddy tones of differing colours, or using green will produce a slimy-looking ooze!



Nick Bayton: On water features such as rivers, streams or even oceans, a small carefully placed bit of Modelling Snow makes for a good froth and foam effect. This is a great way of highlighting fast-flowing water, and can also be used where rocks jut out of rivers or a cliff meets the sea. Use a thin layer of Water Effects on top of the existing water feature, where you wish to represent the foam. When tacky, add a light, but concentrated sprinkle of Modelling Snow – but be careful, as mistakes will prove very hard to rectify.



CITADEL™

**INVALUABLE ACCESSORIES
FOR YOUR HOBBY**

TOOLS OF THE TRADE

Our range of hobby tools and accessories has been specifically designed to provide you with everything you need to assemble and model your Citadel miniatures.



MODELLING FILES

£7† €11.50, 85dkr, 100skr/nkr



HOBBY DRILL

£8† €12.50, 100dkr, 115skr/nkr



HOBBY KNIFE

£8† €12.50, 100dkr, 115skr/nkr



PLASTIC CUTTERS

£8† €12.50, 100dkr, 115skr/nkr



PLASTIC GLUE

£4† €6.25
45dkr, 50skr/nkr



SUPERGLUE

£4† €6.25
45dkr, 50skr/nkr



P.V.A. GLUE

£5† €7.50
60dkr, 70skr/nkr



PROPELLANT

Used to power the Citadel Spray Gun.

£5† €7.50
60dkr, 70skr/nkr



SPRAY GUN

Designed to quickly apply basecoats and washes.

£18† €25, 200dkr, 250skr/nkr



TOOL SET

The Tool Set contains one of every tool, two bitz tubs and a special figure case with a custom-cut foam layer.

£60† €95, 750dkr, 850skr/nkr



HOBBY VICE

£8† €12.50, 100dkr, 115skr/nkr



RAZOR SAW

£12† €20, 140dkr, 170skr/nkr



SCULPTING TOOL

£4† €6.25, 45dkr, 50skr/nkr



CHAOS BLACK SPRAY

£8† €12.50
100dkr, 115skr/nkr



SKULL WHITE SPRAY

£8† €12.50
100dkr, 115skr/nkr



PURITY SEAL

£8† €12.50
100dkr, 115skr/nkr



WATER EFFECTS

£15† €22.50
175dkr, 200skr/nkr



WARHAMMER BASING KIT

£12† €17.50, 135dkr, 160skr/nkr



WARHAMMER 40,000 BASING KIT

£12† €17.50, 135dkr, 160skr/nkr



CITADEL PAINT STATION

A Paint Station not only helps keep all your paints and modelling equipment tidy, but it also protects your work surface and means that you can clear your paints and models off the dining table quickly when it's time for lunch! The Paint Station requires some assembly.

£20† €30, 225dkr, 270skr/nkr



GREEN STUFF

£6† €9, 70dkr, 80skr/nkr



CITADEL PALETTE

£3† €3.90, 30dkr, 40skr/nkr



CITADEL WATER POT

£3† €3.90, 30dkr, 40skr/nkr



CITADEL PAINTBRUSH SET

All the Citadel Brushes are available as a single set.

Citadel Stippling Brush £2.75†, €3.55, 32dkr, 37skr/nkr

£35† €43.75, 350dkr, 430skr/nkr

STANDARD BEARER



Despite constant rumours, you cannot summon Jervis Johnson by saying his name in front of a mirror five times. No, you need to say it seven times instead. So it was that we summoned Jervis, and he talked to us at length about 'painting evenings.'

Last week we had one of our semi-regular Studio painting nights. I'm pretty sure that I've mentioned our painting nights before in *Standard Bearer*, at least in passing. However, since then they have become more of a fixture in the Studio, and we usually have at least one or two sessions a month now. What started this off was the pressing need to get some big armies ready for the *War of The Ring* rulebook. This book is graced with some really wonderful battle shots, including quite a few where the table is heaving with miniatures. Although the Studio's collection of *The Lord of The Rings* miniatures was already fairly impressive, it was nowhere near large enough to do the kind of shots we wanted to include in the rulebook, so the Studio's painting nights were co-opted to get the hundreds of models we needed.

We learned a lot on those nights. There's a big difference between painting the models for a 2000 or 3000 point army of your own, and getting together several hundred Uruk-hai for the Battle of the Pelennor Fields! In order to get the models ready, something of a production line was set-up, with teams gluing models together, others undercoating them, and others painting and basing the models. In order to make the armies look coherent we'd got paint schemes worked out for each type of unit, and everyone knew to stick to this scheme when painting the models. Even using basic techniques, the results far

exceeded our greatest expectations and, while not up to 'Eavy Metal's standard by any means, the painted models were perfect for the large armies we needed. Take a look at the pictures in the *War of The Ring* book and you'll see what I mean.

However, aside from all the extra miniatures, the main learning point from the painting evenings is that they're an awful lot of fun! And it's this revelation – that painting nights are a great way to spend some time with your friends – that I wanted to talk about in this month's *Standard Bearer*. Well, that and giving some hints and tips about how best to set up your own painting nights, of course – I do try to offer some useful advice amidst all the pontificating. At least sometimes.

So, what made the nights so much fun? Was it simply the opportunity to get covered in paint and glue? Well, firstly, they are social occasions and, secondly, we get a great reward at the end of it all (*Pizza, right? – Ed*). The social nature of the painting night is arguably its most important feature, in my opinion at least. Gaming is social too, of course, but when you're gaming you tend to be focused in on the game, and conversation more often than not is directly game-related – insincere exclamations of 'Oh, bad luck old chap', or, more sincerely, 'Anything but a 1!' and 'What time's last orders?'. You know the kind of thing I mean, I'm sure.

What I've found with our painting nights, however, is that the conversation is



This mighty horde of Sauron's minions fought against the combined forces of good at the Battle of the Pelennor Fields back in WD352. It was a mammoth effort to get so many models ready for the battle, achieved in no small part by a series of painting evenings that were held in the Studio. Many pizzas were consumed and a good few mugs of tea were drunk as people busied themselves with gathering a massive host of Good and Evil models to play the game.

rather more wide-ranging and general, and there's a lot of good-hearted banter. Somehow or another we always end up talking about things like books, comics, games and movies, and from there the conversation will move onto rather more obscure but no less interesting topics. I think I can honestly say that, if you learn something new every day, well you'll probably learn ten new things at a painting night (not very useful things, but new things nonetheless!)

Secondly, there's the reward I mentioned. This is actually two-fold. First of all, you'll find yourself with a whole bunch of newly assembled and painted models. There really is nothing quite like the moment at the end of the evening, when you take a minute or two to admire your handiwork and take a look at what everyone else has achieved. I can pretty much guarantee that you'll end up thinking that you've had a great time *and* ended up with something to show for it. However, there is another, rather more subtle reward, which is that attending painting nights is a great opportunity to improve your painting and modelling skills. This isn't just because you'll get to practise your craft, though that is a part of it, it's also that you'll get to pick up hints and tips from the other members of the group. Trust me, you're never too old to learn new tricks, and painting nights are a great place to pick them up.

All of which is well and good, especially if you have someone around to organise the painting nights, plan out what will be going on, and do important things like organize food and drink. But what to do if you don't have such a person? Well, the simple answer is that you will need to step into the role yourself. Don't worry, it's not too hard – all you need to do is find a place for your painting night, arrange for a group of gamers to turn up clutching brushes and paints, order the pizza (See, *I said it would involve pizza somewhere!* – Ed), and get painting!

If your local gaming store or games club has painting tables or a gaming area then it is just about the perfect location for your painting night. Just have a chat with the store manager or club chairman, explain what you want to do, and see if you can arrange to hold the painting night in the store or club. If this isn't possible, then you'll need to arrange to hold the painting session in someone's home. In many ways this is better than holding the session at a club or store, as there are less distractions, though care needs to be taken about spillages or damage – parents and partners tend to take a dim view of paint stains on the new carpet or sofa, and you may find yourself banned altogether if you're not careful.



With a location sorted out you need to organise the attendees. Don't worry too much if the first session is low on attendees. In my experience, things like clubs, tournaments and painting sessions start off with only a few people, but as long as they are well-run and good fun, you'll find that the good word of mouth you receive will draw new people to future sessions. One last piece of advice on the subject of attendees is to remind people that the session is on a day or two before, as otherwise they're bound to forget. Remind them that they'll need to bring things like paint, models, glue and clippers, as otherwise they'll forget these too. And with that your job is pretty much done...

Well, for the time being at least. To start off with most of your painting sessions will be based around people painting models for their own armies. In time, though, you may want to undertake some special projects, like making terrain for your group, preparing to refight the Battle for the Pelennor Fields, or staging the biggest Apocalypse game ever! Normally such things remain a pipedream, but one of the really wonderful things about having a regular group hobby session is that it can turn these things from idle fantasies into a reality. It will take some time and organisation to achieve, but it is with projects like this that your painting session can reach their full potential. Or at least, that's what we've found with our own Studio sessions, and it's for this reason that I'd urge you to set up a regular painting night of your own. Who knows where it might lead...


Above: The Studio's great and good gather to help paint Orcs for the army shown on the left – whilst people assemble and paint the models ribald jokes are told, movies are discussed and a great time is had.

On that bombshell I shall leave you, pausing only to make my regular request for feedback on this month's Standard Bearer and, indeed, on any aspect of the hobby you'd like to write to me about. I can be reached at the address below. As ever, I look forward to hearing from you.

Write to Jervis at:

**Jervis Johnson
c/o White Dwarf
Design Studio
Games Workshop
Willow Road
Nottingham NG7 2WS
United Kingdom**

SUPER-INTERCHANGEABLE SPACE WOLVES



Bitz Pack

You only have to look at the frame diagram on the right to see that even after you've made ten Space Wolves, there'll be plenty of parts left to mix in with your other Space Marine kits. But for those hobbyists who can never have enough bitz, the classic Space Wolves Accessory frame is being re-released as a Bitz Pack this month.

In this month's Modelling Workshop, we look at the many modelling opportunities offered to a Space Wolves collector by combining the new kits with the existing Space Marines.

Freed from the constraints of the Codex Astartes, the Space Wolves are a unique Chapter. The way they operate, are organised, mark out their leaders and adorn their armour is different from any other force of Space Marines.

As Space Wolves are highly individualistic in nature, veteran Space Wolves players are known for having highly individual armies where every model has been converted in some fashion, largely due to the – now classic – Space Wolves accessory frame. This was one of the first plastic frames we released that allowed you to mix and match components with existing Space Marine kits to create some truly varied and unique models.

The new Space Wolves kits build on that concept even further. Each kit allows you to assemble complete models if you like, and whether you make ten Space Wolves in power armour or five Wolf

Guard Terminators, you'll still find a whole host of additional components, from extra Fenrisian heads to pelts, hand weapons, and other totems and trophies. Even if you cover the entire surface of every model in Space Wolves regalia you'll still have loads of spare components. You can then scatter these amongst your other Space Marine kits in your army, enhancing the look of your Long Fangs, Skyclaws, Swiftclaws and Wolf Scouts. You can even use them to decorate your vehicles.

The key to the way the new Space Wolves work and the limitless options available is the interchangeability of the components. The heads, weapons, pelts, backpacks and so on are designed to work with any Space Marine kit not just the models you get on the same frame. To prove this point, we've gone Space Wolves mad on the following pages to show just a small selection of the hobby potential.

Space Wolves Pack



Key

- 1-17 Bare heads
- 18-22 Helmets
- 23-28 Wolf Scout heads
- 29-34 Torso fronts
- 35-36 Torso backs
- 37 Thunder hammer
- 38 Storm shield
- 39 Power fist
- 40 Power sword
- 41 Frost axe
- 42-43 Wolf claws
- 44-47 Bolt pistols
- 48-49 Plasma pistols
- 50 Wolf Scout plasma pistol
- 51-52 Bolters on arms
- 53-54 Bolter arms
- 55 Plasma gun arms
- 56 Storm bolter
- 57-60 Chainswords
- 61-62 Bolters
- 63 Plasma gun
- 64 Back-banner
- 65-67 Totems
- 68-72 Backpacks
- 73 Wolf tails
- 74 Knives
- 75-88 Shoulder pads
- 89-90 Accessories
- 91 Wolf skull
- 92-96 Legs

The Space Wolves Pack kit contains two complete frames (enough to assemble ten Space Wolves, with loads of bitz left over). If you thought the diagram above was impressive, imagine what you can do with twice the amount!



Grey Hunter

Wolf Guard with frost axe

Blood Claw

Wolf Guard with wolf claws

SPACE WOLVES KIT-BASH

The White Dwarf team joined hobby master Chris Peach for an afternoon of hobby, and set to work with cutters and Plastic Glue on a pile of Space Marine and Space Wolves kits. Here's just a small selection of what they came up with.

BLOOD CLAWS

Blood Claws are notoriously headstrong, eager to prove themselves in battle. The running legs from the Assault Marine kit have been used to accentuate the Blood Claws' impetuous nature, posed as though charging headlong towards the enemy.

Blood Claws are defined by their weaponry almost as much as their eagerness to fight. They are generally armed with a bolt pistol and close combat weapon to better engage the foe in melee. This combination lends itself to a very open posture that you can use to your advantage for emphasising a running or aggressive stance.

The choice of head really adds to the character of Blood Claws as well. All three examples shown here have open mouths as if in the midst of a fearsome battle cry. As well as the choice of head, the way it's positioned on the shoulders of the model is really important. Notice how in all four examples, whilst the positioning of the torso and arms vary greatly in posture, the head and legs are following the same line of travel.



The torso on this model is slightly twisted to exaggerate the running pose created by the Assault Marine legs and the outstretched arm, as though he is hurling himself forward with abandon.



The obvious addition to this model is the jump pack, turning him into a Skyclaw. The head is turned to follow the line of the bolt pistol, as though he is firing.



This Blood Claw is carrying a plasma gun – notice how the weapon is positioned lower than the bolt pistols of his comrades, suggesting its greater heft.



This Blood Claw model has been assembled with legs and a backpack from a Tactical Squad. The torso, arms, shoulder pads and head all come from the Space Wolves Pack.

The Tactical Marine legs lend the model a dynamic posture, as if he's tensing his back leg, bracing himself to receive the charge of an enemy while snapping off a pistol shot.

SWIFTCLAWS

A head swap, a shoulder pad or the addition of a Space Wolves backpack is all you need to greatly improve the look of your Swiftclaw Bikers. This means you can get a squadron together with a minimal use of parts.



GREY HUNTERS

Grey Hunters form the core of any Space Wolves army. But even these stalwart warriors are festooned with a variety of bits to make each a unique member of the force. You need to strive for a balance in making each Grey Hunter look different – after all, these aren't Tactical Marines – whilst still forming a cohesive pack.

Most Grey Hunters are armed with bolters, so you'll be using lots of these components when building your pack. Not every bolter in the pack has to be from the Space Wolves kit; in fact, adding in some standard Tactical Marine parts can even strengthen the aesthetic. Bear in mind that a bolter held in two hands will conceal the breastplate, so it's better to save the elaborate Space Wolves torsos for more 'open' postures. The Space Wolves Pack contains six one-handed bolter arms to allow for this.

The other point to make is that Grey Hunters counter-charge, just like any Space Wolf, so don't feel that the Assault Marine running legs are the sole preserve of the Blood Claws. There's a great example of this below.



This dynamically posed Wolf Guard pack leader, uses the wolf-shaped helmet and on his back a Chaos Marauder shield has been placed over his wolf cloak – a good reminder that any plastic components are fair game.



This model is a good example of how using a majority of Tactical Marine bits still creates a great Grey Hunter. The helmet, bolter backpack, left shoulder pad and knife are from the Pack frame.

With no weapons held across the chest of this model, we've used one of the more elaborate torsos. The positioning of the arms and head is very important on this model to aid the running posture.



This model is made with the kneeling legs from the Devastator kit. The wolf helmet, bolter, torso, backpack, knife and shoulder pads are all straight from the Space Wolves Pack frame.

The kneeling legs give the model a very effective posture. With the model crouching low, the bolter's barrel is lifted slightly and the head has been placed as if looking along the sight.

LONG FANGS

Long Fangs are experienced Space Wolves who are given the duty of wielding the Chapter's heavy weapons in battle. The Devastators box set is perfect for making Long Fangs, which you can enhance further by adding Space Wolves bits.

As has been done with these two examples, it's a good idea, although by no means prescriptive, to use the more 'grizzled' Space Wolves heads to suggest maturity and age.

Even with the Long Fangs you're in no way bound to use just the Devastator kits. The shouting Long Fang, for instance, has been given Assault Marine legs, so he looks as though he's running towards the enemy.



There's a lot of movement in this model due to the running legs, but the heavy bolter has been attached in a way that supports the stance. This is achieved by raising the weapon, due to the positioning of the arms.



This model highlights how you can enhance your Long Fangs with very little effort or parts. It is all made from Devastator components except for the left shoulder pad and one of the more grizzled heads.

The choice of the two Space Wolves components is what makes this model a true Long Fang – the head is one of the most venerable, while the left shoulder pad is covered in a wolf pelt.

WOLF GUARD

Wolf Guard are the most versatile Space Wolves in the army. They can be deployed as a pack, scattered throughout the army as pack leaders, or even command the entire force. The wargear options for a Wolf Guard are many, they can be armed in all manner of ways, wearing either power armour or Tactical Dreadnought Armour. This diversity creates limitless opportunities for the modeller. The Wolf Guard with assault cannon (right) and Wolf Guard with wolf claws (below left) really show what you can do with the new Wolf Guard Terminator kit. The one with wolf claws in particular highlights how you can add a sense of movement to a model with just a simple twist of the torso.

When Wolf Guard are deployed as pack leaders it's worth giving some thought into which squad they will be attached to, as this might influence how you assemble the miniature. For instance, when placing a Wolf Guard with a pack of Blood Claws you may want to pose him as though he is charging.



This Wolf Guard wouldn't look out of place in a Long Fang Pack, his assault cannon matching their own weapons for firepower. Twisting the torso suggests he is strafing an area, his head following the weapon as it tracks to and fro.



The pair of wolf claws and the dynamic movement make this model a good leader for a Blood Claws Pack. The torso twist is accentuated by the open posture.

The Tactical Marine legs put the weight of this model on the back foot, and the rest of the parts give the impression that he is about to swing his thunder hammer.



The parts on this model all come from the Pack frame except for the Tactical Marine legs. The thunder hammer was cut off and replaced with a power sword.

The lowered storm bolter implies weight, while the facial expression and position of the sword suggest the model is ordering his men about.

WOLF LORDS

Wolf Lords are legendary heroes so you should pull out all the stops when assembling yours. We have two examples below – a Terminator Lord by Dom Murray (more on that next issue), and an interpretation of the Wolf Lord Bran Redmaw, by our own Mark Latham.



This figure has a strong horizontal line created by the swinging thunder hammer and flowing cloak, really suggesting movement.



Mark's model uses parts from the Space Marine Commander kit, Space Wolf Pack frame and the backpack from the Bitz Pack. The sword is reconstructed from a bolt pistol arm, with the hand, sword blade and

pommel pinned into their new position. As this model represents Bran Redmaw, the bloody maw is a repeated motif, featuring on the helmet, backpack, belt and company badge on the right shoulder pad.

LONE WOLVES

The Lone Wolves are the last surviving members of their pack – Space Wolves whose only wish is to die on the battlefield. They are armed and armoured with the relics of their pack, so for kit-bashers they're a real opportunity to let loose. The variety of options open to them in the army list is huge, making almost any kind of equipment and weapon configuration viable.

Lone Wolves in particular benefit from being planned before assembly, as it is possible to create models with legal but redundant weapon configurations, which may look great on the tabletop but will not give you much benefit in the game. Lone Wolves in Terminator armour, decorated with spare components from the Space Wolves Pack kit have proven very popular during the Studio's modelling sessions.



This Lone Wolf has been made from components found in the Wolf Guard kit. What marks him out from normal Wolf Guard is that he's armed with a pair of power weapons.

For this model the weapons have been positioned high, both above the waist to suggest the Lone Wolf is in a ready stance, barking a challenge to all who would dare face them.

WOLF SCOUTS

A Scout body and Wolf Scout head are all you need to make a Wolf Scout, but Chris has taken this model further, with the addition of a wolf pelt from a Space Wolf backpack, and the wolf head from the massive Terminator Wolf Guard cloak. Green Stuff has been used to disguise the join between the pelt and the wolf head, and a fur texture has been worked into the Green Stuff to make the join seamless when painted.



This Wolf Scout is armed with a bolter. Notice how the head follows the barrel of the bolter to make the Scout look as though he is taking aim.

Posing Models

The way models are posed adds weight, presence and narrative to a figure. As you can see from the examples of 'Eavy Metal Space Wolves below, the posture of each model has been carefully considered. With metal models in fixed poses it is the sculptor's responsibility to get the best-looking posture for his creation. But with plastic kits, especially with figures as versatile as Space Wolves, the emphasis is on the modeller.

Fortunately posing the models is a fun and satisfying part of assembling your plastics. When 'Eavy Metal's Darren Latham assembles a plastic miniature he starts with the legs, placing them on the base in an optimum position. The arms, any weapons held in the hands, and the torso are built as separate sub-assemblies. Darren then tries out the position of the torso assembly by temporarily affixing it to the legs with adhesive putty. This way he can try out

several positions before choosing the best look. Once a pose has been chosen, the torso is permanently fixed in place with Plastic Glue.

The placing of the head is the most important thing when it comes to assembling a miniature, as this will dictate the direction and overall character of a model. For instance, a model looking along the barrel of his bolter will be in an aggressive stance, taking aim and firing, while turning the head away from the weapon can suggest a more passive aspect, such as issuing orders, searching for his next target or being distracted by something else.

As with the torso, Darren tries numerous positions before permanently fixing the head into place. Once you're happy with the basic pose, components such as shoulder pads and other accoutrements can be added to reinforce the model's posture.



CREATURES OF IRON

The Space Wolves may be ferocious, noble barbarians in power armour, but they still go to war with the technology and armoured might of a fully equipped Space Marine Chapter, each of their vehicles adorned with totems and trophies of war.

Like any Chapter, the Space Wolves have access to a wide variety of war machines and vehicles that are far in advance of any within the Imperium. In fact on the rare occasions when glimpsed by native Fenrisian tribesmen they are described as ferocious and mythical monsters that breathe fire or bolts of lightning, and constantly growl as they move across the land or sky.

Even a fully trained Space Wolf still thinks of their vehicles as beasts. The Predator is seen as a sleek hunting animal, while the Vindicator is a pug-nosed, thuggish attack dog in the minds of its crew. There are even stories told around the feasting halls, of how Space Wolves Land Raiders are offered tribute with great hunks of raw elk meat laid before the vehicle on the eve of battle, which mysteriously disappear when no one is looking. The storytellers would have you believe the battle-hungry machine spirit consumes the meat but such a fanciful tale surely has no truth to it...

Whatever the myth or truth, the Space Wolves go to war with as mighty an arsenal of deadly vehicles as their Brother Marines in other Chapters. As with the infantry kits, Space Wolves bitz can be used to personalise your tanks and transports, but even then you don't need to confine yourself to just these components when you have the whole Citadel and Forge World range at your disposal.

The Predator is decorated with the odd wolf tail and brass-etched rune plaques from Forge World, but it is the crewman that really defines it as a Space Wolves tank. He is made from Space Wolves Pack components mounted on normal Space Marine tank crew legs.




The Razorback has had very little done to it. The obvious exception is a straight head swap from the original crewman head to a Space Wolf head. Other than that, it's the hand-painted livery that denotes this as a Space Wolves vehicle.





This Dreadnought was made with the plastic kit and decorated with Forge World resin and brass Space Wolves icons. The skull mounted on the sarcophagus is from the Warhammer Orc Chariot kit with the horns cut off, and the fearsome power claw is the standard close combat weapon, with swords from a Skaven Clanrat kit attached as long-bladed claws.



Forge World resin and brass-etched parts have been used on the Land Raider Crusader, but they're not the only elements. The large wolf pelt on the right side of the tank, the crossbone and the skull plaques all come from the Bitz Pack frame, while the left front panel has also been adorned with the Wolf Guard storm shield. The turret gunner has been made into a true Space Wolf with the addition of shoulder pads and a helmet from the Space Wolves Pack frame.



The Space Marine Drop Pod is a very versatile kit as it already comes with different symbols for several Chapters, the Space Wolves included. The door where the Wolf Guard pack leader emerges from has been marked by one of the brass symbols available from Forge World.





CITADEL® HALL OF FAME

The Citadel Hall of Fame is a collection of the best miniatures in the world, nominated by the people who know best: the artists, figure-painters and designers themselves.



Dave Thomas has designed some amazing models of late, including the plastic Stegaddon kit, Elector Count Marius Leitdorf and the Wolf Guard Terminators featured in this very issue. Such an impressive output more than qualifies him to nominate for this issue's Citadel Hall of Fame.

GUI LE GROS

Dave: My nomination for the Hall of Fame is Gui le Gros, Bertrand the Brigand's rotund companion, who made his debut in the very first Bretonnian book back in 1996. This may surprise a few people because he's neither a legendary hero nor a massive plastic kit. In fact, in Warhammer terms, he's about as ordinary as they come. And that's exactly why I like the figure so much; it's a very simple model but Michael Perry has still managed to cram it full of character. As a designer myself, I always strive to achieve such a feat and it's a testament to Michael's skill that he does it so well, with such ease.

When sculpting, the temptation is to cover every surface in intricate details, textures or devices, but Gui is a classic example in the use of plain surfaces, such as cloth, to give a characterful look.

From a painter's point of view, this opens up many options and doesn't constrain me in any way. And that's why I keep coming back to this model whenever I get the urge to pick up a brush and paint. I've already painted Gui five times, and even have another on my desk, cleaned up and ready to go. He works equally well painted with a dark and moody palette as he does in lighter colours. The hood, robes and the barrel form three distinct areas that you can use to complement and contrast with each other so it's a great model for experimenting with colours and tones.

Although Gui is my favourite miniature, I should also mention his companions, Hugo le Petit and Bertrand the Brigand. Like Gui they are very understated models but are full of character, making them a real pleasure to paint, the true mark of any miniature.



Gui's chubby face alludes to him not being the fittest soldier to have ever graced a Warhammer battlefield!



Clever little details add much to the figure, like how Gui's right hand is supporting the heavy casket on his back.



Gui carries pewter cups on his belt so that he can pour the infamous Bowmen of Bergerac a mug of wine during the battle, making them even merrier.

Another of Dave's reasons for liking the model so much is that it works really well as an instructional piece, showcasing a simple but highly effective sculpt. Gui's stout and squat posture gives the figure a very distinctive silhouette. Effectively, the model is made up of three different-sized spheres, comprising the body, head and barrel (with the addition of some legs of course!).



CLASSIC BRETONNIA SHOWCASE



Above is Dave's latest rendition of Gui le Gros accompanied by Hugo le Petit, in a diorama. Dave entered this in the 2008 Chicago Golden Demon Open category where it won gold. Below are four more characters from Michael Perry's classic Bretonnian range. It was this work that led to the design principles that you can see in the Bretonnian army today.



Bertrand the Brigand



Hugo le Petit



Jules le Jongleur



Repanse de Lyonesse



Michael: Well, I have to admit to being very surprised. I haven't thought about Gui le Gros and his companions, Hugo le Petit and Bertrand the Brigand, for a long time. They obviously riff off a famous historical archetype. I remember at the time we thought that, as Games Workshop is based in Nottingham, we wanted to honour its most famous legendary inhabitants. Nigel Stillman, who wrote the first Bretonnian book, was always very good at working characterful pastiches into the Warhammer setting so he first came up with the concept. Those Bretonnian models that were not armoured had clothing based on the styles of 14th Century France. With Bertrand, Hugo and Gui all donned in cloth garments, I actually sculpted them very quickly. I remember Gui's barrel being a pain to sculpt, however – that's because it needs a certain uniformity that is actually surprisingly hard to accomplish at that scale. Sculpting the right number of wooden staves of an equal length and width so they form the full circumference of a barrel was very time consuming. However, with his induction into the Hall of Fame it seems to have been worth it.

WOLF GUARD



The Wolf Guard are the hand-picked battle-brothers that form the personal retinue of a Wolf Lord. Every Space Wolves warrior desires a place in the Wolf Guard and will battle even harder when a Wolf Lord is nearby in the hope that he may earn the right to join this legendary brotherhood.

The Wolf Guard don't just act as the Wolf Lord's retinue, however – it is also their duty to accompany packs throughout the force, lending them their wisdom and skill in the heat of battle.

Juan's excellent Wolf Guard model is armed with a pair of wolf claws and looks particularly eager to get in close to the enemy, pouncing forwards with a look of pure rage upon his face.

Neil Green was keen to get his paws on this characterful metal model. He started by cleaning up the components, carefully removing any bits of flash, especially from the armour and the claws. The arms were then glued into place, but the backpack was kept separate for now. The model was undercoated Chaos Black.

WARHAMMER
40,000

In this month's 'Eavy Metal Masterclass we've tasked paint-maestro Neil Green with painting the wolf claw-armed metal Wolf Guard.

You Will Need

All of these paints are available from the Citadel Colour, Wash and Foundation ranges.

Wash: **W**

- | | | |
|-------------------------------------------------------------------------------------------------------|-----------------------------------------------------------------------------------------------------|---------------------------------------------------------------------------------------------------------|
|  Chaos Black Spray |  Graveyard Earth |  Skull White |
|  Bestial Brown |  Hawk Turquoise |  Snakebite Leather |
|  Blazing Orange |  Ice Blue |  Space Wolves Grey |
|  Bleached Bone |  Kommando Khaki |  Vermin Brown |
|  Blood Red |  Mithril Silver |  Vomit Brown |
|  Boltgun Metal |  Red Gore |  Baal Red |
|  Bubonic Brown |  Regal Blue |  Badab Black |
|  Burnished Gold |  Scab Red |  Devlan Mud |
|  Chainmail |  Scorched Brown |  Gryphonne Sepia |
|  Chaos Black |  Shadow Grey |  Ogryn Flesh |
|  Dwarf Flesh |  Shining Gold | |

Painting the Face

As we've said before it is the face of a miniature that draws the eye to it and so some attention needs to be spent on and around it, especially on a model such as this one. Neil has painted the Wolf Guard's face in lighter tones, as this helps the eye immediately define the focal point.

When painting a face with such a strong expression, it's important to keep your paint thin so that you don't lose the detail, so it's best to use two or three thin layers for each stage. If the paint is too thick you not only risk obscuring the detail, but also adding in visible brushstrokes that will detract from the finished effect.

The other point to note is how the hair meets the face. A faint line separates the two areas; again this helps the eye define the focal point of the miniature. When Neil applied the basecoat layer to the face he painted right up to the hair, but with the subsequent stages he didn't work the paint up to the edge, thereby creating a thin boundary line of darker paint.

The teeth were painted Bleached Bone. Neil left the eyes black and then filled in the white of the eye with Bleached Bone, leaving a gap in the middle to create the pupil – steady hands are needed here!

The Face



Step 1. The face was basecoated with a 1:1 mix of Vermin Brown and Scorched Brown.



Step 2. Next, a 2:1:1 mix of Dwarf Flesh, Vermin Brown and Scorched Brown was used. This was applied to all but the recessed areas.



Step 3. Pure Dwarf Flesh was then applied, brushed onto the face as a mid-tone – once again it was left out of the recessed areas.



Step 4. The face was then highlighted, first with a 1:1 mix of Dwarf Flesh and Skull White, applied to the raised areas.



Step 5. A 3:1 mix of Skull White and Bleached Bone was then applied, followed by a 1:1 wash of Gryphon Sepia and Ogryn Flesh.



Step 6. The eyes and teeth were painted with Bleached Bone, while the highlight was retouched using the mix from Step 5.

The Hair



Step 1. The hair was first painted with Bestial Brown followed by a layer of Blazing Orange.



Step 2. The hair was then given two consecutive washes of Ogryn Flesh, followed by a highlight of Dwarf Flesh applied to each hair strand.



Step 3. Bleached Bone was then applied as a final highlight. To finish, a glaze of Baal Red was brushed over the whole area.

Painting the Power Armour



There are a multitude of methods for painting power armour, many of which have been detailed in *White Dwarf*. The method employed by 'Eavy Metal has evolved over a good few years and is proven to be very effective. You start by building up a flat colour; this is the basecoat, applied over several thin layers until you have a solid, opaque coat. A highlight is then applied to the edges of each segment and a shade in the joints between the sections. The light source is assumed to be coming from directly overhead, and so the top edges have a more intense highlight. This is best demonstrated on the fist shown in the steps below. You can see in the later stages how the highlight is applied

more heavily to the top of the fingers and across the thumb; this lifts the miniature and avoids confusing the eye with multiple light sources.

That's the method in its most general terms but you can add to this with additional paint effects. For instance, we'll be taking a closer look at how to inflict extra battle damage, scratches and chips over the page. Space Wolves power armour is often accented by yellows and reds, as they make good contrasting colours. This is normally applied to the shoulder pads, as we'll cover in more detail later in the article, and it's not unknown for dags or stripes on the arms or legs to be painted onto the armour as well.

The Power Armour



Step 1. A 1:1:1 basecoat mix of Kommando Khaki, Shadow Grey and Space Wolves Grey was applied to the power armour.



Step 2. A 1:1 mix of Shadow Grey and Scorched Brown was carefully brushed into the recesses between the armour sections.



Step 3. Next, a 2:1:1 Space Wolves Grey, Shadow Grey and Kommando Khaki was applied towards the edges of the armour.



Step 4. Pure Space Wolves Grey was worked onto the edges of the armour, creating a distinct edge highlight.



Step 5. Devlan Mud was washed into the recesses between the plates of armour.



Step 6. A final highlight using a 1:1 mix of Space Wolves Grey and Skull White was applied, with a stronger application on the top edges.

Painting the Pelts



The wolf tails get lighter as they taper towards the end, but otherwise use the technique below.

Keeping the backpack separate allows Neil to paint the tails without obstruction.

Painting fur is relatively easy, as the texture is ideal for drybrushing, giving you a pleasing effect with minimal effort. However, this is an 'Eavy Metal-painted model, so it won't surprise you to learn that instead of drybrushing the fur, Neil picked out the separate clumps and highlighted them accordingly. The only exception to this was a very light drybrush in Steps 3 and 4, detailed below.

It's always a good idea to get some real-world reference before you start painting fur. Reference books on natural history are a good starting point, as they often have clear, high-quality photos and, as always, the Internet is a great tool for finding suitable images.

Using real-world reference allows you to paint your fur to look more realistic – for example, the fur on the back of an animal tends to be darker, lightening out towards the underside. Similarly, wolf tails tend to lighten towards the end and so Neil has replicated this effect on the two tails dangling from the backpack. Bleached Bone and Skull White were used more heavily than on the pelts to achieve this lighter tone.

Neil has painted the underside of the pelts red, starting with a basecoat of pure Scab Red. Fortress Grey was added to the mix in gradual stages as he built up the layers until he was happy with the final look.

The Fur



Step 1. The fur areas were first basecoated with Scorched Brown. A solid coat was created using several thin layers.



Step 2. Bestial Brown was then used to pick out the fur, this was more heavily applied towards the edges of the pelt.



Step 3. Vomit Brown was used for the next layer; the centre of the pelt was given a light drybrush, while the fur along the edges was painted.



Step 4. Bleached Bone was lightly drybrushed in the centre of the pelt, but painted onto the clumps of fur around the edges.



Step 5. Skull White was the final highlight, applied over the whole pelt with a slightly heavier coating on the edges.



Step 6. Two washes were then brushed over the pelt; the first was Gryphon Sepia, followed by Ogryn Flesh when the first wash had dried.

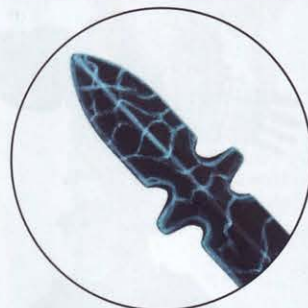
Painting the Wolf Claws



The pair of wolf claws are a real defining feature of the Wolf Guard, and once painted really bring the model together.

Both sides of the wolf claws were painted with the energy effect, as the model's open posture makes every angle visible.

Recap



We featured an alternative energy field pattern in last month's masterclass – this effect will work with a variety of colours.


Neil has painted a brilliant freehand energy field design playing across the wolf claws. You'll see similar effects on many 'Eavy Metal painted models that feature power weapons in one form or another.

Neil started this technique by 'blotching' on the basecoat to the claws. This means the paint, while remaining thinned down, was applied in an almost uncontrolled, roughshod way, letting that paint run onto the area and dry in a natural state rather than being controlled by the brush (see Step 1, below). When dry, this formed the basis of the freehand design. The next stage was to paint on the initial energy lines; these were painted using the pattern

created in the previous step as a guide. From there it's a case of building up the freehand work by adding to the energy lines with the subsequent colours and mixes, each stage should have a finer line than the previous one. After each layer, Neil applied an extremely thin glaze of the same colour and washed it over the entire claw. This helps create the 'frosting' effect and adds a certain ethereal quality to the look of the model.

Neil has painted the energy lines in a more tightly packed and denser pattern on the underside of the claws, suggesting the power of the wolf claws is focused on the area of the weapon that will do the most damage.

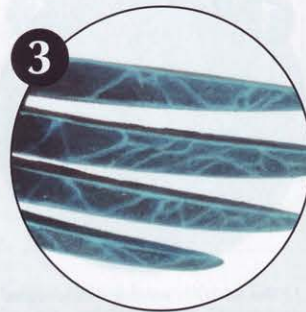
The Wolf Claws




Step 1. Thinned-down Regal Blue was applied to the wolf claws in a haphazard, 'blotchy' fashion, as described above.




Step 2. Lines were painted onto the claws with Hawk Turquoise, using the pattern created in the previous stage as a guide.




Step 3. A 3:1 mix of Hawk Turquoise and Bleached Bone was painted over the lines. A glaze of the same mix was then applied.



Step 4. A 1:1 mix of Bleached Bone and Hawk Turquoise was used on the lines, then turned into a glaze and brushed over the area.



Step 5. Next, a 3:1 mix of Bleached Bone and Hawk Turquoise was used. Once again this was thinned to a glaze and applied to the whole area.



Step 6. Finally, Skull White was painted onto the very edges and points of the claws as an extreme highlight.

BATTLE DAMAGE

Painting battle damage onto power armour can add real character to a model, suggesting these are ancient, well-worn suits of armour, rather than something that's new or mass-produced.

The number of chips, marks or scratches you add is up to you; the more you apply, the more battle-worn the armour will look. Bear in mind that adding too much battle damage can distract from the actual paint scheme. It's also worth thinking about the location of the marks. Most wear and tear will happen around the joints of the armour, but areas such as the greaves and boots will also

see a fair share of scratches and chips from walking amongst the debris of a battlefield. The armour on the arms and fists will often be damaged as well, due to previous close combat encounters.

It's also important to vary the age of the battle damage on the power armour. If every scratch and mark is of the same type, then it will give the impression that all damage has happened in just one battle rather than through the ages. Creating deeper chips suggests older damage, while light scratches or bright silver chips infer more recent incidents.



Step 1. Neil painted on the chips by first reapplying the power armour basecoat – a 1:1:1 mix of Kommando Khaki, Shadow Grey and Space Wolves Grey – in small areas on the armour. For deeper chips the mix was darkened by adding more Shadow Grey.



Step 2. Below the previous application pure Space Wolves Grey was added. Again, the thickness of the line and amount used will depend on the effect you're after, from the size of the chip to the age you want to represent.



Step 3. Skull White was then used underneath the chip, add a small amount just to highlight the damage. You can increase the amount to suggest a more recent chip or scratch.

More Battle Damage Examples



Vehicles such as tanks are often weathered and covered in scratches, especially around areas of heavy use such as ladders, hatches and on 'dozer blades, as in this example.



This White Scars Vanguard Veteran wears an ancient suit of power armour, the age of which is suggested by the heavy chipping.



This Salamanders Dreadnought shows heavy battlefield wear and tear. Severe metallic scratches can be achieved with a basecoat of Boltgun Metal and then a following layer of Mithril Silver. A wash of Badab Black makes the chip look older.

Painting the Details

With the main areas of the miniature now painted, Neil started work on the additional details, such as the shoulder pads, gems and runes. Don't be tempted to rush through these last few bits – give them as much time as you would any other stage to ensure you maintain a high standard throughout the process.

The method Neil used to paint the yellow is a particularly interesting technique as it is only three stages, but produces a very rich colour. It was also used on the other shoulder and knee pad of the model.



Yellow was used elsewhere on the model as a contrast to the grey armour.

The Shoulder Pad



Step 1. Bubonic Brown was painted in the area of the shoulder pad between the rim and the raised Great Company symbol.



Step 2. This was highlighted with a 1:1 mix of Bubonic Brown and Bleached Bone, then washed with Ogryn Flesh and Gryphonne Sepia.



Step 3. A highlight of Bleached Bone, followed by a 1:1 mix of Bleached Bone and Skull White was applied. The icon was repainted black.

The Metal



Step 1. The metal rims of the shoulder pads were basecoated with a layer of Boltgun Metal.



Step 2. A wash of Devlan Mud was then applied to the rim. Be careful when applying the wash so run-off doesn't contaminate the yellow area.



Step 3. A Mithril Silver highlight was applied to the edges of the rim, onto the rivets, and as small scratches on the metal areas.

The Backpack



Step 1. The ornate wolf heads were first painted with a 3:1 basecoat mix of Shining Gold and Bestial Brown.



Step 2. The heads were highlighted with Shining Gold, followed by a wash of Ogryn Flesh.



Step 3. A highlight of Burnished Gold was applied, followed by a highlight with a 1:1 mix of Burnished Gold and Mithril Silver.

Painting the Belt

The Wolf Guard's belt really stands out due to the glowing runes. This effect is achieved by framing the glowing area, in this case a rune, with a darker shade of the main colour. Each subsequent layer should then be lighter in tone and shrink towards the source of the illumination.

The skull in the centre of the belt was first painted Bestial Brown followed by a layer of Snakebite Leather. The second stage was built up with a layer of Vomit Brown followed by Bleached Bone, then given a wash of Ogryn Flesh before receiving a final highlight of Skull White.

Belt and Runes



Step 1. The runes were first painted Regal Blue and then worked up with a 3:1 mix of Regal Blue and Ice Blue.



Step 2. Next, they were painted with a 1:1 mix of Regal Blue and Ice Blue; this was followed by layer of pure Ice Blue.



Step 3. The runes were highlighted with Space Wolves Grey and then a final, extreme highlight of Skull White.

Finishing Touches



Cabling

The cable stripes were painted Scab Red to create a red and black alternating pattern. A line of Codex Grey was painted along the whole area to simulate a reflection, which was highlighted with Fortress Grey.



Sculpted Base

The Orc icons on the base were painted in a similar manner to the metal rims of the shoulder pads, the only difference being that a Badab Black wash was used instead of Devlan Mud.



Chest Gem

The gems on the model were painted Red Gore, then Blood Red. This was followed by highlights of Blazing Orange and Vomit Brown. An extreme highlight of Bleached Bone and finally Skull White was then applied.



Skulls

These were painted using the same method as for the belt skull but a slightly heavier layer of Bleached Bone was used to give them a lighter tone.

CITADEL

PAINTING ESSENTIALS

The Citadel Colour, Wash and Foundation paint ranges contain over 70 different colours, each specifically designed and formulated to paint Citadel miniatures. Our paints are available in a range of sets, or can be purchased in individual pots.



CITADEL MEGA PAINT SET

The Mega Paint Set boasts all 73 paints, Wash and Foundation paints from the Citadel range. It also includes PVA Glue, sand, three types of static grass and ten paintbrushes, all contained in a sturdy Citadel Figure Case.

Mega Paint Set£150, €195, 1500dkr 1880skr/nkr



HOBBY STARTER SET

This set is great whether you're new to the hobby or looking to expand your collection of paints and modelling essentials.

Hobby Starter Set£30, €40, 300dkr 380skr/nkr



FOUNDATION PAINT SET

The Foundation Paints have been designed to provide great coverage. This set contains all 18 Foundation Paints.

Foundation Paint Set£35, €50, 350dkr 440skr/nkr



CITADEL WASHES

The Citadel Washes are specially formulated for shading Citadel miniatures. This set contains all 8 Washes.

Citadel Washes£14, €20, 150dkr 190skr/nkr



BATTLE FOR SKULL PASS PAINT SET

A great first hobby starter paint set. This set contains one paintbrush, six paints and 10 plastic Night Goblins.

Battle for Skull Pass Paint Set£15, €22.50, 175dkr 200skr/nkr



ASSAULT ON BLACK REACH PAINT SET

Inside you will find a selection of six paints, five plastic Space Marine models and a starter paintbrush.

Assault on Black Reach Paint Set£15, €22.50, 175dkr 200skr/nkr



MINES OF MORIA PAINT SET

Designed for new players of The Lord of the Rings, this set contains 12 plastic Goblins, six paints and a paintbrush.

Mines of Moria Paint Set£15, €22.50, 175dkr 200skr/nkr

CITADEL

Colour Chart

Citadel's range of paints, metallics, washes and varnish provides you with a comprehensive palette to paint your miniatures in any colour scheme or tone you wish. Foundation colours provide the perfect basecoat, Citadel Washes are fantastic for shading, while the Citadel Colour range contains great acrylic paints, specially formulated for a host of miniature-painting techniques.

Citadel Colour

| | |
|-------------------|-------------------|
| Sunburst Yellow | Goblin Green |
| Golden Yellow | Scorpion Green |
| Blazing Orange | Rotting Flesh |
| Blood Red | Camo Green |
| Red Gore | Catachan Green |
| Scab Red | Graveyard Earth |
| Dark Flesh | Scorched Brown |
| Dwarf Flesh | Bestial Brown |
| Elf Flesh | Vermin Brown |
| Liche Purple | Snakebite Leather |
| Warlock Purple | Bubonic Brown |
| Regal Blue | Vomit Brown |
| Ultramarines Blue | Desert Yellow |
| Enchanted Blue | Kommando Khaki |
| Shadow Grey | Bleached Bone |
| Space Wolves Grey | Fortress Grey |
| Ice Blue | Codex Grey |
| Hawk Turquoise | Chaos Black |
| Dark Angels Green | Skull White |
| Snot Green | |

Metallic Colour

| |
|----------------|
| Burnished Gold |
| Shining Gold |
| Dwarf Bronze |
| Tin Bitz |
| Boltgun Metal |
| Chainmail |
| Mithril Silver |

Citadel Wash

| |
|------------------|
| Baal Red |
| Asurmen Blue |
| Leviathan Purple |
| Devlan Mud |
| Ogryn Flesh |
| Gryphon Sepia |
| Thraka Green |
| Badab Black |

Citadel Varnish

| |
|---------------|
| Gloss Varnish |
|---------------|

Citadel Foundation

| |
|------------------------|
| Iyanden Darksun |
| Macharius Solar Orange |
| Mechrite Red |
| Tau Sept Ochre |
| Calthan Brown |
| Khemri Brown |
| Tallarn Flesh |
| Dheneb Stone |
| Gretchin Green |
| Knarloc Green |
| Orkhide Shade |
| Fenris Grey |
| Hormagaunt Purple |
| Mordian Blue |
| Charadon Granite |
| Necron Abyss |
| Adeptus Battlegrey |
| Astronomican Grey |

Individual Paint pots
£2.25, €3, 30dkr 35skr/nkr



MASTER MODELLERS



Mark Jones

Mark 'Doctor' Jones has been at the forefront of scenery building in the Studio for years, creating a range of terrain that helps our photographers to showcase our latest armies and rulesets.



Dave Andrews

Dave Andrews has been with the company longer than many of us here in the Studio have been alive – he's a pioneer, responsible for creating many of the great scenery products we sell.



Chad Mierzwa

'The Chad' is our very own American Import, a battle-hardened hobbyist whose work can be seen in almost every rulebook and supplement we've produced over the past few years.

Join us on a journey around the weird and wonderful creations of the expert modellers here in the Studio, including some pieces so new that the paint has barely had time to dry.

There's no denying the fact that we're spoiled beyond measure here in the Studio – every day we're surrounded by astonishing new Citadel miniatures, gorgeous new artwork and breathtaking scenery. Even a quick look around the hallowed sanctums of the Studio can reveal treats galore, and that's without delving into the extensive collection of excellent terrain and scenery that is stored in our photography studio. In fact every time we release a new army or rules system (such as Planetstrike or War of The Ring) our

dedicated band of hobby experts are unleashed to produce stunning, bespoke terrain, specifically designed to showcase our latest products. With so much great material on hand, we decided to ambush the model-making triumvirate of Dave Andrews, Mark Jones and Chad Mierzwa, and get the low-down on some of their recent projects.

What you'll find over the next few pages are some prime examples of some of the best new scenery pieces produced by Dave, Mark and Chad.

Skyshield Installation

WARHAMMER
40,000

Mark Jones built this custom landing pad while the Studio was preparing for the release of the Planetstrike supplement for Warhammer 40,000. Requiring only basic conversion work, it's a testament to the extensive Warhammer 40,000 terrain range, which enables keen hobbyists to create unique and great-looking scenery centrepieces with a minimum of fuss.

To build this, Mark used an Aquila Landing Pad, a Basilica Administratum and a Manufactorium as his primary building blocks, using the panels from the Cities of Death terrain to construct walls and doors around the underside of the landing pad.



Something Mark wanted to do was include a heavy-duty lift mechanism for the landing pad, big enough to comfortably hold a squad of Imperial Guardsmen.



This sprawling jungle city ruin was made especially for a White Dwarf battle report, and demonstrates the versatility of the Cities of Death terrain, as well as Mark's flair for creativity. Mark's intention with this jungle terrain was to create the impression of a lost Imperial city, overgrown by the (potentially deadly) fauna of a recently rediscovered Imperial world. The buildings themselves are painted in an unusual colour for Imperial City Ruins, which are typically shown in drab grey or green. This was a deliberate choice on Mark's part – knowing that these ruins were going to be used to showcase the Catachans, he wanted a colour scheme that would complement them well, and contrast well with the jungle foliage. After a few experimental swatches, he settled for this sandy brown/yellow colour.

Right: Mark's favourite part of this scenery piece is the inner hall, complete with staircase. 'I try to build a piece with a couple of things in mind,' Mark points out. 'It has to serve as a backdrop for photography, whether that's purely as a backdrop or something the miniatures will interact with, but it also needs to be a great gaming piece.'

Below: To enhance the archaic look of the city ruins, Mark used buttresses, taken from the Arcane Ruins terrain kit, for a simple but effective conversion.



Space Wolves Waystation

WARHAMMER
40,000

This immense scenery piece was built to serve as a backdrop as part of our Space Wolves scenery set. Mark Jones was at pains to point out that, big as it is, it's definitely not a full-scale Space Marine fortress, but 'more like a waystation, or the gates to an underground facility'.

Parts from the Shrine of the Aquila and the City Ruins kits were pressed into service when building this towering symbol of Space Wolves might. The Shrine of the Aquila is

built with the City Ruins in mind – it's completely compatible, making kit-bashes such as this straightforward.

The fortress gates are interesting in that they proudly display Space Wolves iconography, specifically Ragnar Blackmane's heraldry. To recreate this accurately, Mark photocopied the symbol and traced it onto a thin piece of plasticard (reversing it for the opposite door). He then glued this to the gates.



Statues of two mighty Space Wolves heroes stand sentinel at the front of the fortress. These windows are from the Shrine of the Aquila, with the leading removed. The Space Marines were plundered from the sculptors – ah, the lengths Jonesy will go to.

Giant Skeleton

This frozen skeleton represents some giant Fenrisian predator, perhaps even one of the many species of wolves that prowl around the snow-covered continent of Asaheim. The skeleton itself is actually a modified plastic kit picked up from a bargain shop quite some time ago – Dr Jones and Dave Andrews maintain that it's always worth keeping your eye open for useful kits and bits in bargain shops and thrift stores.




Last March of the Ents

THE LORD OF THE RINGS
STRATEGY BATTLE GAME

This stunning Orthanc gaming board was built by Dave and Mark for the War of The Ring rulebook. Designed to match the descriptions provided in the Last March of The Ents scenario, it's a remarkably effective representation of the Vale of Orthanc. Dave and Mark worked hard to make sure that their finished piece resembled the scene from the movie, whilst ensuring that the board was suitable for a game of War of The Ring.

Unlike many of the terrain pieces that they build, Dave and Mark didn't have the advantage of Citadel terrain to scrounge for parts, instead relying on an extensive box of useful components and, as they were keen to point out, 'plenty of hobby love'.

Both designers are very pleased with the finished result, and the fact that everyone who looks at it immediately recognises it as the scene from the movie.



Below: With boulders in hand, the enraged Ents demolish Saruman's dam, freeing the trapped waters of the River Isen.



Skaven Warlock's Tower

WARHAMMER

Chad made this impressive Warlock's Tower specifically for next month's battle report. The core of this model is one of the tower sections taken from the Warhammer Fortress box set, set atop a Citadel Gaming Hill. Chad has then further decorated the tower with pillars from the Arcane Ruins and a range of useful bits and bobs taken from his extensive bitz box (Chad's bitz box is particularly impressive – the Studio makes for a fertile hunting ground).

When asked how he went about building this piece, Chad explained that the biggest challenge was creating something appropriate for our Dwarfs, corrupted by the Skaven. Chad reasoned that the ratmen had taken the tower from within, perhaps burrowing up from underneath, then hollowed it out from the inside out, in much the same way as any rodent would. The brass orb and chunk of warpstone imply some malign purpose to the tower.




Some of the parts used to make the brass orb were taken from regular household items. Keep an eye out next month to see where the rest of these components came from.



Piles of scratch-built crates and a winch raising up a huge chunk of warpstone suggest some vile arcane happenings within the tower.




The buttresses are actually pillars from the Arcane Ruin attached top to bottom, decorated with spare Dwarf shields.



All manner of detritus litters the base of the tower, including wooden struts, made from whittled plastic frame.

DON'T MISS...

This impressive scenery piece will be used as a centrepiece in next month's battle report.



Bloated Oak

WARHAMMER

Only Chad knows quite what inspired this bizarre, but impressive, daemonically possessed tree. Built for nothing other than the sheer love of the hobby and an undeniable obsession with Beastmen, this tree sits in Chad's display cabinet accompanied by a horde of pestilent Beastmen and all manner of delightfully hideous conversions.

The tree itself is made from a variety of sculpting materials, plastered onto a wire mesh frame. This was then detailed with plenty of Green Stuff. Chad used the trees from a Citadel Wood to create branches and roots for his bloated oak, and decorated the base with bones and skulls taken from the Vampire Counts Skeleton Warriors and Tomb Kings Skeleton Warriors boxes, and the Skulls Bitz Pack.



These pustulent sores erupting through the bark of the tree were painted to look like foul boils, ready to burst. Once painted, Chad gave them several coats of Citadel Water Effects to give them a glistening sheen.



The unfortunate skeleton dangling in a gibbet was plundered from the Warhammer Giant box set. Keeping an extensive bitz box for purposes such as this is extremely useful, as such details can really enhance a model.



THE LORD OF THE RINGS

STRATEGY BATTLE GAME™



GRAND TOURNAMENT

23rd–24th January 2009, Warhammer World, Nottingham

WHAT WILL YOU NEED TO ATTEND?

- Two 700 point armies: one Good, one Evil. Models must be painted and based, and both armies must be constructed according to the rulespack and the Legions of Middle-earth supplement.
- You must be at least 12 years of age to enter. Players between the ages of 12 and 15 years must be accompanied by an adult.
- Tournament pack now available to download from www.games-workshop.com

WHAT DOES THE TICKET COVER?

- Eight rounds of The Lord of the Rings strategy battle game over two days.
- Lunch on Saturday and Sunday and an evening meal on Saturday. It also includes tea and coffee in the morning on both days and doughnuts on Saturday morning to get you started.
- Access to Warhammer World facilities including the Citadel Miniatures Hall.
- Tickets cost £55 each.

TICKETS AVAILABLE FROM 2ND NOVEMBER • 0115 91 40000



www.warhammerworld.org



Event Calendar

What's on, when and where:
All the events for the next
few months are listed here.

October

3rd The Storm Hunt

Date: 3rd Oct, 2009

Venue: Warhammer World Store, Nottingham

Details: Known as Hellrider to the Norse, Headtaker to the men of the Empire, and Soulbleeder to the Elves, the Vampire Lord known as Count Fenrir strikes fear into the hearts of all that hear his name. Now his wrath has fallen upon the Skaven of Cripplepeak.

Defeated by the verminous horde a century ago, Fenrir has re-gathered his strength and is now poised to slaughter every ratman that dwells in the festering mountain. But he has been betrayed, and the Skaven are prepared...

Bring your Skaven or Undead armies to swell the ranks, and all participants will also receive the special rules for Count Fenrir. Call the Warhammer World store for more details.

Contact: Warhammer World – 0115 916 8410

10th Warhammer HEAT 1 Throne of Skulls

Date: 10th–11th Oct, 2009

Venue: Warhammer World, Nottingham, UK

Age Limit: 16+

Details: Compete for your place in this season's Grand Final. You will need a fully painted 2000 point Warhammer army to play in six games over the weekend. The qualifiers receive a free place in the final.

Tickets: Tickets cost £55 and include lunch on both days.

Sold Out

Contact: Mail Order – 0115 91 40000

Website: www.games-workshop.com

17th Escalation '09

Date: 17th Oct, 2009

Venue: St Paul Church, Bracknell, UK

Age Limit: 15+

Details: Bracknell Forest Games invite you to play in four games of Warhammer 40,000 with starting armies of 500 points of your finest troops, escalating up to 2000 points in the final game.

Contact: chair@bfgclub.org.uk

Website: www.bfgclub.org/events.htm

17th Warhammer 40,000 HEAT 1 Throne of Skulls

Date: 17th–18th Oct, 2009

Venue: Warhammer World, Nottingham, UK

Age Limit: 16+

Details: Compete for your place in this season's Grand Final. You will need a fully painted 1500 point Warhammer 40,000 army to play in six games over the weekend. The qualifiers receive a free place in the final.

Tickets: Tickets cost £55 and include lunch on both days.

Sold Out

Contact: Mail Order – 0115 91 40000

Website: www.games-workshop.com

24th Warhammer 40,000 Dutch Tournament

Date: 24th–25th Oct, 2009

Venue: Sporthal University of Tilburg, The Netherlands

Age Limit: 16+

Details: Compete in five rounds of furious gaming played across two days with armies of 1700 points against gamers from all over Europe for the title of Dutch Warhammer 40,000 Grand Champion 2009.

Tickets: Tickets cost 55 Euros and include lunch on both days and an evening meal on the Saturday. Tickets are available from the Games Workshop stores or from the website.

Contact: For more information, including the rulespack, visit the GW website or email martina.jiricka@games-workshop.co.uk.

Website: www.games-workshop.com

31st Rapid Fire!

Date: 31st Oct, 2009

Venue: Ochil Community Centre, Stirling, UK

Details: The Stirling Wargamers present their annual Warhammer 40,000 tournament. Play in three rounds of combat with armies of 1750 points to become champion.

Tickets: Tickets cost £10 per player and includes a pizza buffet lunch, tea and coffee all day and doughnuts to get you started.

Contact: Gus McCabe – 07739 903086
info@stirling-wargamers.org.uk



THE EMPIRE

Art and Design
Exhibition

20th July–
5th October

Celebrate The Empire's glorious forces, resplendent in their bright liveries of the Empire's many city states. Experience original artwork from the Design Studio alongside miniatures and product at Warhammer World.

**WARHAMMER
WORLD**



HEAT 1

• 10th-11th October 2009

HEAT 2

• 7th-8th November 2009

HEAT 3

• 21st-22nd November 2009



HEAT 1

• 17th-18th October 2009

HEAT 2

• 14th-15th November 2009

HEAT 3

• 28th-29th November 2009

November

7th Warhammer HEAT 2 Throne of Skulls

Date: 7th-8th Nov, 2009

Venue: Warhammer World, Nottingham, UK

Age Limit: 16+

Details: Compete for your place in this season's Grand Final. You will need a fully painted 2000 point Warhammer army to play in six games over the weekend. The qualifiers receive a free place in the final.

Tickets: Tickets cost £55 and include lunch on both days.

Sold Out

or from the website.

Contact: Mail Order - 0115 91 40000

Website: www.games-workshop.com

7th Warhammer 40,000 Irish Tournament

Date: 7th-8th Nov, 2009

Venue: Valhalla Games Battle Grounds, Athlone, Co. Westmeath, Ireland

Details: Play in six rounds of the Warhammer 40,000 Grand Tournament with armies of 1700 points to become the Irish Champion.

Tickets: Tickets cost 50 Euros and are available from selected Games Workshop Hobby Centres.

Contact: For more information and the rulespack, email: grandtournament.ireland@gmail.com

14th Warhammer 40,000 HEAT 2 Throne of Skulls

Date: 14th-15th Nov, 2009

Venue: Warhammer World, Nottingham, UK

Age Limit: 16+

Details: Compete for your place in this season's Grand Final. You will need a fully painted 1500 point Warhammer 40,000 army to play in six games over the weekend. The qualifiers receive a free place in the final.

Tickets: Tickets cost £55 and include lunch on both days.

Sold Out

or from the website.

Contact: Mail Order - 0115 91 40000

Website: www.games-workshop.com

21st Warhammer HEAT 3 Throne of Skulls

Date: 21st-22nd Nov, 2009

Venue: Warhammer World, Nottingham, UK

Age Limit: 16+

Details: Compete for your place in this season's Grand Final. You will need a fully painted 2000 point Warhammer army to play in six games over the weekend. The qualifiers receive a free place in the final.

Tickets: Tickets cost £55 and include lunch on both days.

Sold Out

or from the website.

Contact: Mail Order - 0115 91 40000

Website: www.games-workshop.com

28th Warhammer 40,000 HEAT 3 Throne of Skulls

Date: 28th-29th Nov, 2009

Venue: Warhammer World, Nottingham, UK

Age Limit: 16+

Details: Compete for your place in this season's Grand Final. You will need a fully painted 1500 point Warhammer 40,000 army to play in six games over the weekend. The qualifiers receive a free place in the final.

Tickets: Tickets cost £55 and include lunch on both days.

Sold Out

or from the website.

Contact: Mail Order - 0115 91 40000

Website: www.games-workshop.com

29th Plunder of Penn IX

Date: 29th Nov, 2009

Venue: Belgrave Social Club, Halifax, UK

Details: The Pennine Riders gaming club invites you to take part in their annual Warhammer 40,000 campaign. The planet Penn IX is dying and about to explode. Battle your way through a series of linked scenarios as you join the countless bands of space raiders trying to plunder as much loot as possible from this collapsing world.

Tickets: Tickets cost £10 per player and includes a hot lunch and trophies and certificates for the winners.

Contact: Matt - 01274 427613

escabarcorgan@yahoo.co.uk

Pete - 01422 369834

hardplin@tiscali.co.uk

To find more exciting events and activities near you, go to:
www.games-workshop.com

WARHAMMER[®] 40,000

DOUBLES TOURNAMENT



9th–10th January 2009, Warhammer World, Nottingham

WHAT WILL YOU NEED TO ATTEND?

- You must bring two 500 point armies to create a combined 1000 point army – details of alliances between different races can be found in the tournament pack.
- You must be at least 12 years of age to enter. Players between the ages of 12 and 15 years must be accompanied by an adult.
- Tournament pack now available to download from www.games-workshop.com

WHAT DOES THE TICKET COVER?

- Six games over two days.
- Lunch on Saturday and Sunday and an evening meal on Saturday. It also includes tea and coffee in the morning on both days and doughnuts on Saturday morning to get you started.
- Access to Warhammer World facilities including the Citadel Miniatures Hall.
- Tickets cost £85 per two player team.

TICKETS AVAILABLE FROM 19TH OCTOBER • 0115 91 40000

www.warhammerworld.org

WARHAMMER
WORLD

GAMES
WORKSHOP

NEW STORES

Over the past year we've opened up even more Games Workshop Hobby Centres in an effort to help make the hobby as accessible as possible.

GW Stirling



45 Barnton Street
Stirling
Stirlingshire
FK8 1HF
United Kingdom
Tel: 01786 459009

GW Wigan



12 Crompton Street
Wigan
Lancashire
WN1 1YP
United Kingdom
Tel: 01942 829121

GW Cwmbran



30 The Parade
Cwmbran
Gwent
NP44 1PT
United Kingdom
Tel: 01633 874070

GW Stratford-upon-Avon

Unit 1, 27 Windsor Street
Stratford-upon-Avon
Warwickshire
CV37 6NL
United Kingdom
Tel: 01789 297262



GW Worthing

2 Bath Place
Worthing
West Sussex
BN11 3BA
United Kingdom
Tel: 01903 213930



New Stores Coming Soon

- Chesterfield
- Crewe
- Nuneaton





Games Workshop Hobby Centres are amazing places. Found at the heart of the hobby and gaming community, they serve as a focal point for hobbyists to come together, share ideas, play games, exchange war stories, find out all the latest news about Games Workshop and, of course, make their latest purchases.

As stores, Games Workshop Hobby Centres offer an unparalleled service, able to stock the entire range of Citadel miniatures, games, books, hobby supplies and other essential paraphernalia. And thanks to each Hobby Centre's In-store Order Point, you can even order items not held in the store or that may be temporarily out of stock, and have them shipped direct to your home or, even better, to your local store – post free.

But Hobby Centres are not just shops. Each Hobby Centre is staffed by a team of knowledgeable and enthusiastic hobbyists who are more than happy to talk at length about your hobby, lending modelling and painting advice, offering strategic and tactical suggestions and giving guidance to those seeking a little more help with their own hobby. Not only that, but all of our Hobby Centres even have dedicated painting and modelling areas where you can sit, assemble and paint your latest acquisitions.

And of course, that's not all. Each

month every Hobby Centre holds a veritable smorgasbord of gaming activities for you to take part in, from introductory games and beginners classes for those taking their first few tentative steps in the hobby, to in-store tournaments, bespoke mega battles between you and your friends, and general open-play gaming where anyone can bring their armies along for a game. Many Hobby Centres even hold gargantuan mega battles that dominate the whole store, as the forces of entire planets go to war.

The majority of Games Workshop Hobby Centres also run gaming evenings or are affiliated with local gaming clubs, pooling their resources to hold tournaments, campaign events or even just a series of regular gaming sessions between friends, the details of which can be found in stores and occasionally here in White Dwarf or on the Games Workshop website.

So, what exactly does all this mean to you? Well, the great news is that over the coming months and years we plan to continue opening even more Games Workshop Hobby Centres across the country, so you'll never have to travel very far to find your local hub of the gaming community.

Check out the Store Finder pages of White Dwarf or visit the website to find your nearest Games Workshop Hobby Centre.



Latest Stores

We have plans to continue opening more Games Workshop Hobby Centres across the UK, some of which will already be open by the time you read this article.

To find out where your local Hobby Centre is, use the Store Finder on the Games Workshop website.

GW Ayr

Unit 2, Lorne Arcade
115 High Street
KA7 1SB
Tel: 01292 285650

GW Cwmbran

30 The Parade
NP44 1PT
Tel: 01633 874070

GW Hereford

40 Eign Gate
HR4 0AB
Tel: 01432 355040

GW Stirling

45 Barnton Street
FK8 1HF
Tel: 01786 459009

GW Stratford

Unit 1, 27 Windsor Street
CV37 6NL
Tel: 01789 297262

GW Sunderland

Unit 1, 27 Windsor Street
CV37 6NL
United Kingdom

GW Wigan

12 Crompton Street
WN1 1YP
Tel: 01942 829121

GW Worthing

2 Bath Place
BN11 3BA
Tel: 01903 213930

To find your nearest Games Workshop Hobby Centre, go to:
www.games-workshop.com

STORE FINDER

All the Games Workshop stores, stockists and clubs at your fingertips



GAMES WORKSHOP Hobby Centres

OPENING TIMES

Games Workshop stores can be found up and down the land, in cities and towns, on high streets and in shopping centres. Consequently, the opening hours of individual stores may vary greatly.

We therefore recommend you contact the relevant store for individual opening times before visiting.

You can find your local store's details online with our Store Finder:

www.games-workshop.com

Hobby Centres are Games Workshop's own retail outlets. Each store provides gaming and painting facilities and is staffed by expert hobbyists! Hobby Centres are marked in red in the store listings.

Range of products

Our Hobby Centres stock a large range of Warhammer 40,000, Warhammer and The Lord of The Rings games and models as well as all the hobby materials you need to collect, build and paint your armies.

However, if ever you're looking for something not on the shelves, all our stores also have a webstore order point through which you can choose from our entire range of Citadel miniatures, including the Specialist Games and Collectors ranges and the ever-expanding range of Bitz Packs which allow you to customise your armies.

What's more, have your order sent to the store, and we'll send it POST FREE!

Gaming Rooms

Gaming Rooms are exactly the same as our other Hobby Centres. However, as well as offering our complete range of products, they also have additional gaming tables and space making them the perfect place to play your games.

Free painting & modelling advice

No matter what your level of painting or modelling skill, if you spend 30 minutes with one of our members of staff you will see those skills improved and might find out something you never knew!

Free gaming & tactics advice

All our staff are experienced gamers (after all it's what they do for a living!). They can give you sound tactical advice, help you build battle-winning armies and clear up most of your rules queries.

Free beginners' programme

Our special beginners' programme teaches you how to play and helps you take your first steps into the Games Workshop hobby. The programme runs on Sundays, but there is also one night during the week when you can indulge in more gaming too. All you need to do is come along!

GAMES WORKSHOP

Independent Stockists

Games Workshop Independent Stockists are official sellers of Games Workshop games and hobby products.

Games Workshop products are sold by a large number of shops in many different countries across the world.

IN YOUR LOCAL AREA

With over 500 locations across Europe there is never a stockist far away, making them perfect for that quick resupply or hobby need.

MOST POPULAR STOCK LINES

Independent Stockists stock our most popular products, so you're more likely to find exactly what you're looking for!

IN THIS DIRECTORY

Full listing of all the stores that sell Games Workshop products across the UK, parts of Europe, South Africa and the Middle East.

AROUND THE WORLD

If you're unsure where your nearest stockist is located, anywhere in the world, call Mail Order on: +44 (0) 115 91 40000

Store Directory

AVON

GW BRISTOL:
87 The Hamelin, BS1 3JR
Tel: 0117 925 1533
GW BRISTOL (CRIBBS CAUSEWAY):
Unit 129, The Mall, BS34 5UP
Tel: 0117 959 2520
BRISTOL, Area 51:
Tel: 0117 9244655
BRISTOL, HobbyCraft:
Tel: 0117 959 7100

BEDFORDSHIRE

GW BEDFORD:
10 Greyfriars, MK40 1HP
Tel: 0123 427 3663
LUTON, Fantasy Wargames:
Tel: 01582 729 001
LUTON, Ottakers:
Tel: 01582 486999

BERKSHIRE

*** GW MAIDENHEAD:**
Unit 2, 17 Market Street, SL6 8AA
Tel: 0162 863 1747
GW READING:
29 Oxford Road, RG1 7QA
Tel: 0118 959 8693
GW WINDSOR:
Unit 3, 5 George V Place, SL4 1QP
Tel: 01753 861087
BRACKNELL, Waterstones:
Tel: 01344 488124
NEWBURY, Toycraft:
Tel: 01635 38077
READING, HobbyCraft:
Tel: 0118 902 8600
WINDSOR, WJ Daniels:
Tel: 01753 862106

BIRMINGHAM AREA

GW BIRMINGHAM:
Unit 116, Bullring Link, B5 4BS
Tel: 0121 633 7193
GW DUDLEY:
Unit 36, Merry Hill Centre, DY5 1SP
Tel: 0138 448 1818
GW SOLIHULL:
690 Warwick Road, B91 3DX
Tel: 0121 705 7997
*** GW SUTTON COLDFIELD:**
45-47 Birmingham Road, B72 1RH
Tel: 0121 354 3174
GW WALSALL:
Unit 26, Old Square Shopping Centre, WS1 1QF
Tel: 0192 272 3207
GW WOLVERHAMPTON:
9 King Street, WV1 1ST
Tel: 0190 231 0466
BIRMINGHAM, Console Games:
Tel: 0121 477 0022
KIDDERMINSTER, TJ Models:
Tel: 01562 747002
WOLVERHAMPTON, HobbyCraft:
Tel: 0845 051 6543

BUCKINGHAMSHIRE

GW HIGH WYCOMBE:
No 55 Eden Walk Gallery, Eden, HP11 2HT
Tel: 0149 453 1494
GW MILTON KEYNES:
Unit 2, 502 Silbury Boulevard, MK9 2AD
Tel: 01908 869 0477
AYLESBURY, Bear Necessities:
Tel: 01296 421090
MILTON KEYNES, HobbyCraft:
Tel: 01908 308 330
MILTON KEYNES, Jays Crafts:
Tel: 01908 565578
MILTON KEYNES, Maple Models:
Tel: 01908 367308

CAMBRIDGESHIRE

*** GW CAMBRIDGE:**
54 Regent Street, CB2 1DP
Tel: 01223 331 3350
GW PETERBOROUGH:
3 Wentworth Street, PE1 1DH
Tel: 01733 890 852
ELY, City Cycle Centre:
Tel: 01353 663131
HUNTINGDON, Sports & Fashions:
Tel: 01480 445441
PETERBOROUGH, The Rift:
Tel: 01733 341007
ST NEOTS, Gamers:
Tel: 01480 217 443

WISBECH, Poppycraft:

Tel: 01945 475596
WISBECH, Prams & Toys:
Tel: 01945 584142

CHANNEL ISLANDS

Jersey, ST. HELIER, Imagination:
Tel: 01354 205407
Jersey, ST. HELIER, The Little Shop:
Tel: 01354 732037
Guernsey, ST. PETERS PORT, Carousel:
Tel: 01481 721721

CHESHIRE

*** GW CHESTER:**
112 Foregate Street, CH1 1HB
Tel: 0124 431 1967
*** GW MACCLESFIELD:**
Unit 38, Chestergate Mall, Grosvenor Centre, SK1 6AR
Tel: 0162 561 9020
GW STOCKPORT:
32 Mersey Square, SK1 1RA
Tel: 0161 474 1427
GW WARRINGTON:
Unit 20, Bank Street, Time Square, WA1 2AP
Tel: 0192 565 1984
ALTRINCHAM, The Gaming Crypt:
Tel: 0161 929 9919
BIRKENHEAD, Kit Shop
Tel: 0151 647 9067
CHESTER, HobbyCraft:
Tel: 01244 650 110
CONGLETON, Deans Toys & Cycles:
Tel: 01250 273277
CREWE, ABC Model Sport:
Tel: 01270 595 048
CREWE, Jac in a Box:
Tel: 01270 581 118
CREWE, Jac in a Box:
Tel: 01270 581 118
ELLESME PORT, W Homer Cycles:
Tel: 0151 355210
MARPLE, Marauder Games:
Tel: 0161 4274949
NANTWICH, HobbyCraft:
Tel: 0845 051 6532
NESTON, Carousel:
Tel: 0151 336 621
NORTHWICH, Level 1:
Tel: 01606 45053
NORTHWICH, The Model Shop:
Tel: 01606 4774110
STALYBRIDGE, Hardcastles:
Tel: 0161 303 9402
STOCKPORT, HobbyCraft:
Tel: 0161 429 5400
STOCKPORT, Marauder Games:
Tel: 0161 477111
HYDE, Goslings Toymaster:
Tel: 0161 427 2059
WARRINGTON, HobbyCraft:
Tel: 0845 051 6541
WIDNES, The Hobby Shop:
Tel: 01514 241 947

CLEVELAND

*** GW MIDDLESBROUGH:**
Unit 33, 39 Dundas Street, TS1 1HR
Tel: 0164 225 4091
HARTLEPOOL, Illusions:
Tel: 01429 223 199
NORMANBY, PC Tech:
Tel: 01642 461010
REDCAR, PC Tech:
Tel: 01642 481888

CORNWALL

GW TRURO:
Unit 1, Bridge House, New Bridge Street, TR1 2AA
Tel: 0187 232 0047
BODMIN, Bricknells:
Tel: 01208 77088
BUDE, More Value:
Tel: 01208 352 362
CALLINGTON, Zaggy Games:
Tel: 01579 384 837
CAMBORNE, Exit:
Tel: 01209 610224
FALMOUTH, Kernow Toymaster:
Tel: 01326 312 571
FRADDON, Kingsley Village:
Tel: 01726 861111
HAYLE, Blewets of Hayle:
Tel: 01736 753 012
HELSTON, Exit:
Tel: 01326 565117
NEWLYN, Newlyn Post Office:
Tel: 01736 364592

ST AUSTELL, Mad for Miniatures:

Tel: 01726 72259
ST IVES, Dragon's Hoard:
Tel: 01736 73081
WADEBRIDGE, Bricknells:
Tel: 01208 813 274
COUNTY DURHAM
*** GW DURHAM:**
64 North Road, DT1 4SQ
Tel: 0191 374 1062
GW DARLINGTON:
78 Skinnergate, DL3 7LX
Tel: 0132 538 2463
BARNARD CASTLE, Toy Shop:
Tel: 01833 637 396
BISHOP AUCKLAND, Windsock Models:
Tel: 01388 609 766
CONSETT, Kwikpart:
Tel: 01207 581024
SEAHAM, Games of War:
Tel: 01915 817 118
STOCKTON ON TEES, HobbyCraft:
Tel: 0845 051 6559
STOCKTON ON TEES, Stockton Modeller:
Tel: 01642 616 880

CUMBRIA

*** GW CARLISLE:**
Unit 1, Earls Lane, CA1 1DP
Tel: 01222 859 8216
BARROW-IN-FURNESS, Heaths:
Tel: 01229 820 435
BOWNESS-ON-WINDERMERE, Ernest Atkinson & Sons:
Tel: 01539 443 447
COCKERMOUTH, The Toy Shop:
Tel: 01900 825855
KENDAL, Aireys of Kendal:
Tel: 01539 720 781
PENRITH, Harpers Cycles:
Tel: 01768 864 475
LIVERSTON, Jabberwocky:
Tel: 01229 468192
WIGTON, Jacksons Diecast Models:
Tel: 01697 342 557
WORKINGTON, ToyTown:
Tel: 01900 873 322

DERBYSHIRE

GW DERBY:
42 Sadler Gate, DE1 3NR
Tel: 01333 237 1657
ASHBOURNE, Lumbards Toys:
Tel: 01335 345115
BELPER, Children's Choice:
Tel: 01773 825065
BUXTON, Knowles Toys and Models
Tel: 01298 24203
CHESTERFIELD, Chesterfield Department Store:
Tel: 01246 220 200
Tel: 01457 833 548
GLOSSOP, Van Services:
Tel: 01298 24203
ILKESTON, Ilkeston Co-op:
Tel: 01159 327 777
MATLOCK, Shaves:
Tel: 01629 582 482
RIPLEY, Chimera Leisure:
Tel: 01773 747849

DEVON

*** GW EXETER:**
31a Sidwell Street, EX4 6NN
Tel: 0139 249 0305
GW PLYMOUTH:
84 Cornwall Street, PL1 1LR
Tel: 0175 225 4121
GW TORQUAY:
12 Market Street, TQ3 3AQ
Tel: 0180 320 1036
BIDEFORD, The Tarka Train Company:
Tel: 01237 424 807
BRIXHAM, The Brixham Model Centre:
Tel: 01803 882555
DARTMOUTH, GW Pillar & Co:
Tel: 01803 832 139
EXETER, Eldritch Games:
Tel: 08458 389856
EXMOUTH, Gamezone Models:
Tel: 01395 267 733
HONITON, Honiton Toy Shop:
Tel: 01404 43741
ILFRACOMBE, KJ Hobbycrafts:
Tel: 01271 879502
KINGSBRIDGE, The Trading Post:
Tel: 01548 852 023
NEWTON ABBOT, Austins:
Tel: 01626 333 444

STORE FINDER KEY

GAMES WORKSHOP HOBBY CENTRE

(*) Indicates Gaming Room facilities.

PREMIUM STORE

Stocks the complete Games Workshop range and offers a hobby gaming and painting service.

INDEPENDENT STOCKIST

Official sellers of Games Workshop products.*

NEW STORE OPENING

Indicates new stores and stockists.

* To be sure they have what you want in stock, we recommend calling the store first.

NEWTON ABBOT, Dragon's Cave:

Tel: 01626 334999
PAIGNTON, Paignton Model Shop:
Tel: 01303 555882
PLYMOUTH, Model Shop:
Tel: 01752 221 851
TAVISTOCK, Kaleidoscope:
Tel: 01822 615 236
TEIGNMOUTH, Jackmans Toybox:
Tel: 01805 624 790
TIVERTON, Banbury's:
Tel: 01884252627
TORQUAY, Action Model Centre:
Tel: 01258 480999
TORRINGTON, Toyzone:
Tel: 01202 231 9293
TOTNES, Finishing Touches:
Tel: 01303 862244

DORSET

GW BOURNEMOUTH:
24 Post Office Road, BH1 1BA
Tel: 01202 221 9293
*** GW POOLE:**
Unit 12 Towngate Centre, BH15 1ER
Tel: 0120 268 5634
BLANDFORD FORUM, Inspirations:
Tel: 01258 480999
BOURNEMOUTH, Boscombe Precinct Post Office:
Tel: 01202 390780
BOURNEMOUTH, Hobbycraft:
Tel: 01202 582 444
BRIDPORT, Frosts Toymaster:
Tel: 01308 422 296
CHRISTCHURCH, Christchurch Post Office:
Tel: 01202 485511
CHRISTCHURCH, Simple Miniature Games:
Tel: 01305 261 152
DORCHESTER, Dorchester Toys:
Tel: 01305 261 152
SHAFTESBURY, Hardings:
Tel: 01747 858295
SHERBOURNE, The Corner House:
Tel: 01935 815 615
SHERBOURNE, The Toy Barn:
Tel: 01935 815 040
WEYMOUTH, Howley's Toymaster:
Tel: 01305 779255

ESSEX

GW CHELMSFORD:
Unit 4C, The Meadows Centre, CM2 6FD
Tel: 01254 549 0448
GW COLCHESTER:
240 Wyre Street, CO1 1LN
Tel: 0120 676 7273
GW SOUTHEND:
12 Southchurch Road, SS1 2NE
Tel: 0170 246 1231
GW THURROCK:
Unit 415B, Level 3,
Lakeside Shopping Centre, RM20 2ZJ
Tel: 0170 886 7773
HARLOW, Marquee Models:
Tel: 01279 423 334
SAFFRON WALDEN, Game On:
80 High Street, Tel: 01799 506 070
BASILDON, HobbyCraft:
Tel: 01279 650444
BILLERICAY, Toys N Tuck:
Tel: 01277 650444
BRENTWOOD, B&M Cycles:
Tel: 01277 214 342
CLAFTON ON SEA, Clacton Art & Craft Centre:
Tel: 01255 436 346
COLCHESTER, 4TK Gaming:
Tel: 01206 756 1006
HORNCHURCH, Tole Havens:
Tel: 01708 475051

MALDON, Colin Bliss Models:

Tel: 01621 651 527
RAYLEIGH, Toys N Tuck:
Tel: 01268 775 50
SOUTH WOODHAM FERRERS, Candy Strip:
Tel: 01245 625 786
GLOUCESTERSHIRE
GW CHELTENHAM:
16 Pitville Street, GL52 2JL
Tel: 0124 222 8419
GW GLOUCESTER:
35 Clarence Street, GL1 1EA
Tel: 0145 250 9033
BOURTON ON THE WATER, Bourton Model Railway:
Tel: 01451 820 686
GLOUCESTER, HobbyCraft:
Tel: 01452 424 999
STOW ON THE WOLD, Cleaver Models:
Tel: 0145808424
STROUD, Alan Tyndall Ltd:
Tel: 01453 765920
TEWKESBURY, Toy Zone:
Tel: 01684 295 776

HAMPSHIRE

GW BASINGSTOKE:
3 Potters Walk, RG21 7GQ
Tel: 0125 646 6050
GW PORTSMOUTH:
34 Arundel Street, PO1 1NL
Tel: 0235 287 6266
GW SOUTHAMPTON:
23 East Street, SO14 1HG
Tel: 0238 033 1962
GW WINCHESTER:
35 Jewry Street, SO23 8RY
Tel: 0196 286 0199
ALDERSHOT, The Game Shop:
Tel: 01252 311 443
ALTON, Alton Model Centre:
Tel: 01420 542 244
ANDOVER, Hoggosaurus Toymaster:
Tel: 01264 352 263
BOTLEY, Just Add Imagination:
Tel: 01480 781 177
FARNBOROUGH, Dark Star:
Tel: 01252 545019
HAVANT, HobbyCraft:
Tel: 0845 051 6554
LYMINGTON, The Figures:
Tel: 01590 620002
MILFORD ON SEA, Milford Models and Hobbies:
Tel: 01590 642 112
NEW MILTON, Toys of New Milton:
Tel: 01425 617 805
PETERSFIELD, Folly Models:
Tel: 01709 267 932
RINGWOOD, Toys of Ringwood:
Tel: 01425 429 444
ROMSEY, Roundabout:
Tel: 01794 512 145
SOUTHAMPTON, HobbyCraft:
Tel: 01590 620002
SOUTHSEA, Southsea Models:
Tel: 02392 733 208
WATERLOOVILLE, Forever Toys Ltd:
Tel: 02392 266 253
WATERLOOVILLE, Paul's Hobby Shop:
Tel: 01548 332924
HEREFORDSHIRE
GW HEREFORD:
40 Elgin Gate, HR4 0AB
Tel: 01432 355 040
HEREFORD, Woobley Bookshop:
Tel: 01548 332924
LEOMINSTER, Martin's Models & Crafts:
Tel: 01568 613 782

ROSS ON WYE, Revolutions: Tel: 01909 562 639

HERTFORDSHIRE

GW HEMEL HEMPSTEAD: 16 Bridge Street, HP1 1EF Tel: 0144 224 9752
GW ST ALBANS: 18 Heritage Close, AL3 4EB Tel: 0172 786 3193
ABBOTS LANGLEY, The Battle Shop: Tel: 07903 400 359
BARNET, Toys Toys Toys: Tel: 0208 449 0966
BERKHAMSTEAD, Hamlins: Tel: 01442 864 842
BISHOP'S STORTFORD, Boardmans: Tel: 01279 654 033
HITCHIN, Mainly Models: Tel: 01462 422 204
LETCHWORTH, Rowells Toy Emporium: Tel: 01462 680 717
STEVENAGE, HobbyCraft: Tel: 0845 051 6553
STEVENAGE, KS Models: Tel: 01438 746 616
WELWYN GARDEN CITY, Fun House Toy Store: Tel: 01707 901 319
WARE, King George Stores: Tel: 01920 462 779
WATFORD, HobbyCraft: Tel: 0845 051 6538

ISLE OF MAN

DOUGLAS, Toymaster: Tel: 01624 622 154
RAMSEY, Creativity and Craft: Tel: 01624 880702
RAMSEY, Games Master: Tel: 01624 812003

ISLE OF WIGHT

COWES, Chivertons Newsagents: Tel: 01983 292 013
NEWPORT, Cheap Thrills: Tel: 01983 530 370
NEWPORT, Toy & Models: Tel: 01983 538 526
RYDE, The Sports & Model Shop: Tel: 01983 862 454

KENT

GW BLUEWATER: Unit 028, Upper Thames Walk, Bluewater, DA9 9SQ Tel: 0132 242 7880
GW CANTERBURY: Unit 5, Iron Bar Lane, CT1 2HN Tel: 01222 745 2880
GW MAIDSTONE: 7a Pudding Lane, ME14 1PA Tel: 01622 767 7435
GW TUNBRIDGE WELLS: 36 Grosvenor Road, TN1 2AP Tel: 0189 252 5783

BROADSTAIRS, Time & Space: Tel: 01843 886 806
ASHFORD, CZ, Computers Ltd: Tel: 01233 663996
BEXLEY HEATH, Kit Crazy: Tel: 0208 298 7177
CHATHAM, Maynes: Tel: 01634 400 831
CRAYFORD, HobbyCraft: Tel: 01580 713290
DOVER, Turners Models: Tel: 01304 203 711
FAVERSHAM, Abacus Toys: Tel: 01795 591 203
FOLKESTONE, Penkraft: Tel: 01303 279292
GRAVESEND, Steve's Collectables and Models: Tel: 01474 564 465
GRAVESEND, The Stamp Centre: Tel: 01474 534 166
HASTINGS, Hastings Hobbies: Tel: 01424 308021
HERNE BAY, Sparrings: Tel: 01227 374 049
HYTHE, Apple Jax Tel: 01303 262 602
MAIDSTONE, HobbyCraft: Tel: 01622 623 759
ORPINGTON, JH Lorimer: Tel: 01689 82193
SEVENOAKS, JH Lorimer: Tel: 01732 452 840
SEVENOAKS, Manklows: Tel: 01732 454 952

GW BROMLEY: Unit 24, The Mall, Bromley, BR1 1TS Tel: 0208 466 0678
GW COVENTRY: Unit 33, The Mall, WC2E 8BF Tel: 0207 240 5106
GW CROYDON: Unit 35, Drummond Centre, Keeley Road, CR0 1TF Tel: 0208 880 4600
GW EPSOM: 6 High Street, KT19 8AD Tel: 01372 751081
GW KENSINGTON: Shop 7, Lancer Square, Kensington Church Street, W8 4EH Tel: 0207 937 7011
GW KINGSTON ON THAMES: 13 File Road, KT1 1SF Tel: 0208 549 5224
GW LONDON (Oxford St): Unit F10, The Plaza Shopping Centre, 1st Floor, 116-128 Oxford Street, W1D 1LT Tel: 0207 734 9826
GW ROMFORD: 12 Quadrant Arcade, RM1 3ED Tel: 01708 742 140
GW STAINES: 8 Clarence Street, TW18 4SP Tel: 0178 446 8675
GW SUTTON: Unit 26, Times Square Shopping Centre, SM1 1LF Tel: 0208 770 9454
GW UXBRIDGE: Unit 32, Chequers Mall, The Pavilions Shopping Centre, UB8 1LN Tel: 0189 525 2800
GW WATFORD: Unit Q, 1A Queen Street, Hanquey Centre, WD1 2TB Tel: 01923 245388
GW WOOD GREEN: Unit 93, The Mall Wood Green, High Street, N22 6BA Tel: 0208 8891079
BLACKHEATH, 2nd Impressions: Tel: 0208 852 6192
CAMDEN, Goodwoods: Tel: 0208 340 4441
CLAPHAM, Russ: Tel: 0207 228 6319
DULWICH, The Art Stationers: Tel: 0208 693 5938
FINCHLEY, Leisure Games: Tel: 0208 346 2327
FULHAM, Patrick's Toys: Tel: 0207 385964
GREENFORD, HobbyCraft: Tel: 0208 747 7500
HAMPSTEAD, Happy Returns: Tel: 0207 435 2431
HERNE HILL, Just Williams: Tel: 0207 731 9935
PUTNEY, Toystop: Tel: 0208 785 9555
ROMFORD, HobbyCraft: Tel: 0845 051 6545
RUISLIP, John Sanders: Tel: 01895 634 848

GW LINCOLN: Unit 5/6, Saltergate, (outside of Waterside Centre), LN2 1AP Tel: 01522 254 8002
BOSON, Models and Computers: Tel: 01205 265 102
GRANTHAM, Access Models: Tel: 01476 592 001
LOUTH, Castlane: Tel: 01507 602 149
MABLETHORPE, Belas Toymaster: Tel: 01507 473 326
SCUNTHORPE, Shermans Model Shop: Tel: 01724 842 439
SKEGNESS, The Model Shop: Tel: 01754 763 429
SPALDING, Mason's Models: Tel: 01775 722 4555
STAMFORD, Stamford Models and Hobbies: Tel: 01780 767934

LONDON
GW BRENT CROSS: Unit 19, Lower Mall, Brent Cross Shopping Centre, NW4 3JE Tel: 0208 202 4979
GW BROMLEY: Unit 24, The Mall, Bromley, BR1 1TS Tel: 0208 466 0678
GW COVENTRY: Unit 33, The Mall, WC2E 8BF Tel: 0207 240 5106
GW CROYDON: Unit 35, Drummond Centre, Keeley Road, CR0 1TF Tel: 0208 880 4600
GW EPSOM: 6 High Street, KT19 8AD Tel: 01372 751081
GW KENSINGTON: Shop 7, Lancer Square, Kensington Church Street, W8 4EH Tel: 0207 937 7011
GW KINGSTON ON THAMES: 13 File Road, KT1 1SF Tel: 0208 549 5224
GW LONDON (Oxford St): Unit F10, The Plaza Shopping Centre, 1st Floor, 116-128 Oxford Street, W1D 1LT Tel: 0207 734 9826
GW ROMFORD: 12 Quadrant Arcade, RM1 3ED Tel: 01708 742 140
GW STAINES: 8 Clarence Street, TW18 4SP Tel: 0178 446 8675
GW SUTTON: Unit 26, Times Square Shopping Centre, SM1 1LF Tel: 0208 770 9454
GW UXBRIDGE: Unit 32, Chequers Mall, The Pavilions Shopping Centre, UB8 1LN Tel: 0189 525 2800
GW WATFORD: Unit Q, 1A Queen Street, Hanquey Centre, WD1 2TB Tel: 01923 245388
GW WOOD GREEN: Unit 93, The Mall Wood Green, High Street, N22 6BA Tel: 0208 8891079
BLACKHEATH, 2nd Impressions: Tel: 0208 852 6192
CAMDEN, Goodwoods: Tel: 0208 340 4441
CLAPHAM, Russ: Tel: 0207 228 6319
DULWICH, The Art Stationers: Tel: 0208 693 5938
FINCHLEY, Leisure Games: Tel: 0208 346 2327
FULHAM, Patrick's Toys: Tel: 0207 385964
GREENFORD, HobbyCraft: Tel: 0208 747 7500
HAMPSTEAD, Happy Returns: Tel: 0207 435 2431
HERNE HILL, Just Williams: Tel: 0207 731 9935
PUTNEY, Toystop: Tel: 0208 785 9555
ROMFORD, HobbyCraft: Tel: 0845 051 6545
RUISLIP, John Sanders: Tel: 01895 634 848

LANCASHIRE
GW BLACKPOOL: 8 Birley Street, FY1 1DU Tel: 0125 375 2056
GW BOLTON: Unit 14 (1st floor), Crompton Place, BL1 1DF Tel: 0120 436 2131
GW PRESTON: 15 Miller Arcade, PR1 2QY Tel: 0177 282 1855
GW WIGAN: 12 Crompton Street, WN1 1NP Tel: 01942 835121
LANCASTER, Micro Markets: Tel: 01524 840 486
ASHTON UNDER LYNE, Roundabout Toys: Tel: 01613 432 344
BLACKBURN, Batacave: Tel: 01254 667 448
BLACKBURN, Mercer & Sons: Tel: 01254 269400
BLACKBURN, Mercers Toys: Tel: 01254 681401
BLACKPOOL, iCollectables: Tel: 01253 480939
BOLTON, HobbyCraft: Tel: 01204 374 300
BURNLEY, Compendium: Tel: 01282 457 060
BURY, Conways Toymaster: Tel: 01617 616 209
CHORLEY, Toymaster: Tel: 01525 26304
CLITHEROE, Cowgills of Clitheroe Ltd: Tel: 01200 423 587

KIRKHAM, RK Boyes: Tel: 01772 671 900
LEIGH, Toymaster: Tel: 01942 671 116
MORECAMBE, Micro Markets: Tel: 01524 416 306
ORMSKIRK, Taylors: Tel: 01685 573516
ROSSENDALE, Rossendale Models: Tel: 01706 250 007
PRESTON, HobbyCraft: Tel: 01772 661 200
THORNTON-CLEVEYS, Toyzsave Collectables: Tel: 01253 855 105
WIGAN, Wigan Model Centre: Tel: 01942 245 683

LEICESTERSHIRE
GW LEICESTER: Unit 2, 6/20 Silver Street, LE1 5ET Tel: 0116 253 0510
GW LOUGHBOROUGH: 22 Biggin Street, LE11 1UA Tel: 01509 923 8107
LEICESTER, Gifts For Geeks: Tel: 01162 533954
LOUGHBOROUGH, Wargames Inc: Tel: 01509 235055
LOUGHBOROUGH, ZX Gamer: Tel: 07977 503723
MELTON MOWBRAY, Cobwebs: Tel: 01664 500700
ASHBY-DE LA ZOUCH, Steve's Models: Tel: 01530 416 827

LINCOLNSHIRE
GW GRIMSBY: 9 West St Mary's Gate, DN31 1LB Tel: 0147 234 7577
GW LINCOLN: Unit 5/6, Saltergate, (outside of Waterside Centre), LN2 1AP Tel: 01522 254 8002
BOSON, Models and Computers: Tel: 01205 265 102
GRANTHAM, Access Models: Tel: 01476 592 001
LOUTH, Castlane: Tel: 01507 602 149
MABLETHORPE, Belas Toymaster: Tel: 01507 473 326
SCUNTHORPE, Shermans Model Shop: Tel: 01724 842 439
SKEGNESS, The Model Shop: Tel: 01754 763 429
SPALDING, Mason's Models: Tel: 01775 722 4555
STAMFORD, Stamford Models and Hobbies: Tel: 01780 767934

LONDON
GW BRENT CROSS: Unit 19, Lower Mall, Brent Cross Shopping Centre, NW4 3JE Tel: 0208 202 4979
GW BROMLEY: Unit 24, The Mall, Bromley, BR1 1TS Tel: 0208 466 0678
GW COVENTRY: Unit 33, The Mall, WC2E 8BF Tel: 0207 240 5106
GW CROYDON: Unit 35, Drummond Centre, Keeley Road, CR0 1TF Tel: 0208 880 4600
GW EPSOM: 6 High Street, KT19 8AD Tel: 01372 751081
GW KENSINGTON: Shop 7, Lancer Square, Kensington Church Street, W8 4EH Tel: 0207 937 7011
GW KINGSTON ON THAMES: 13 File Road, KT1 1SF Tel: 0208 549 5224
GW LONDON (Oxford St): Unit F10, The Plaza Shopping Centre, 1st Floor, 116-128 Oxford Street, W1D 1LT Tel: 0207 734 9826
GW ROMFORD: 12 Quadrant Arcade, RM1 3ED Tel: 01708 742 140
GW STAINES: 8 Clarence Street, TW18 4SP Tel: 0178 446 8675
GW SUTTON: Unit 26, Times Square Shopping Centre, SM1 1LF Tel: 0208 770 9454
GW UXBRIDGE: Unit 32, Chequers Mall, The Pavilions Shopping Centre, UB8 1LN Tel: 0189 525 2800
GW WATFORD: Unit Q, 1A Queen Street, Hanquey Centre, WD1 2TB Tel: 01923 245388
GW WOOD GREEN: Unit 93, The Mall Wood Green, High Street, N22 6BA Tel: 0208 8891079
BLACKHEATH, 2nd Impressions: Tel: 0208 852 6192
CAMDEN, Goodwoods: Tel: 0208 340 4441
CLAPHAM, Russ: Tel: 0207 228 6319
DULWICH, The Art Stationers: Tel: 0208 693 5938
FINCHLEY, Leisure Games: Tel: 0208 346 2327
FULHAM, Patrick's Toys: Tel: 0207 385964
GREENFORD, HobbyCraft: Tel: 0208 747 7500
HAMPSTEAD, Happy Returns: Tel: 0207 435 2431
HERNE HILL, Just Williams: Tel: 0207 731 9935
PUTNEY, Toystop: Tel: 0208 785 9555
ROMFORD, HobbyCraft: Tel: 0845 051 6545
RUISLIP, John Sanders: Tel: 01895 634 848

MANCHESTER AREA
GW ALTRINCHAM: Unit 1, 9 Graton Street, WA14 1DU Tel: 0161 929 9896

GW MANCHESTER (Central): Unit R33, Marden Way South, Anlode Centre, M4 3AT Tel: 0161 834 6871
GW TRAFFORD CENTRE: Unit 140e, Trafford Centre, M17 8BN Tel: 0161 755 0065
ALTRINCHAM, The Gating Crypt: Tel: 0161 929 9919
ECCLES, Amazon Industries: Tel: 0161 788 7650
NORTHENDEN, Stelora: Tel: 0161 946 1759

MERSEYSIDE AREA
GW LIVERPOOL: 13b Central Shopping Centre, Ranelagh Street, L1 1QE Tel: 0151 703 0963
GW SOUTHPORT: Unit 2, The Edge, 7 Highton St, PR9 0TE Tel: 01709 498 1255
WALLASEY, Wirral Model Shop Tel: 0151 200 8355
WIRRAL, Thingwall Garden Centre Tel: 0151 6480281

MIDDLESEX
EAST SHEEN, Pandemonium: Tel: 02088 780 866
ENFIELD, Pearsons: Tel: 0208 373 4200

NORFOLK
GW NORWICH: 12-14 Exchange Street, NR2 1AT Tel: 0160 376 7656
CROMER, Cromer Furniture: Tel: 01263 515133
EAST DEREHAM, Starlings Toymaster: Tel: 01362 697 759
EAST DEREHAM, Youngsters World: Tel: 01362 698 330
GREAT YARMOUTH, Kerrisons: Tel: 01493 853891/01493 850339
HOLT, Starlings Toymaster: Tel: 01263 713 701
HUNSTANTON, The Card Box: Tel: 01485 834464
HUNSTANTON, Pavilion Toymaster: Tel: 01485 533 108
NORWICH, Battlenet: Tel: 01603 765 595
NORWICH, Kerrisons: Tel: 0603 421 959
NORWICH, Langsons: Tel: 01603 494008
NORWICH, S P Models: Tel: 01953 887878
SHERINGHAM, Starlings Toymaster: Tel: 01263 822 368
TAVERHAM, Norvic Models Ltd: Tel: 01603 865213
THETFORD, Berties Crafts: Tel: 01842 766297
WROXHAM, Point House Toyshop: Tel: 01603 706 804

NORTHAMPTONSHIRE
GW NORTHAMPTON: 24-26 Abington Square, NN1 4AA Tel: 01604 636 687
DAVENTRY, The Games Vault: Tel: 01327 318041
NORTHAMPTON, HobbyCraft: Tel: 01604 591 800
NORTHAMPTON, Project Hydra: Tel: 01604 639966
RUSHDEN, Osborne Sports & Toys: Tel: 01935 312 415
WELLINGBOROUGH, Software Seller: Tel: 01933 140 981

NORTHUMBERLAND
ASHINGTON, Blue Box Models: Tel: 01670 521279
CORBRIDGE, The Village Square: Tel: 01434 634 952
HEXHAM, Robbs: Tel: 01434 602 151
MORPETH, TG Allan: Tel: 01670 515 136

NOTTINGHAMSHIRE
GW NOTTINGHAM (Central): 44a Friar Lane, NG1 6DQ Tel: 0115 948 0651
GW WARHAMMER WORLD: Willow Road, Lenton, NG7 2WS Tel: 0115 916 8410
MANSFIELD, The Games Emporium: Tel: 01623 640 922
MANSFIELD, Maelstrom Games: Tel: 01623 238919
NEWARK, Access Models: Tel: 01636 673 116
NOTTINGHAM, HobbyCraft: Tel: 0845 051 624 226
WEST BRIDGFORD, Inspirations Tel: 0115 982 1200
WORKSOP, Model Base: Tel: 01909 501 752

OXFORDSHIRE
GW OXFORD: 1A Bath House, New Inn Hall Street, OX1 2DH Tel: 01865 242 182
ABINGDON, Just Toys: Tel: 01235 524 333
BANBURY, Trinder Bros: Tel: 01295 262 544
BICESTER, HobbyCraft: Tel: 0845 051 6557
CARTERTON, Giles Sports: Tel: 01993 842 396
OXFORD, Boswells Toymaster: Tel: 01865 241 244
OXFON, Key's Toyshop: Tel: 01849 353136
THAME, Pied Peddler: Tel: 01844 260 022
WALLINGFORD, Pettits of Wallingford: Tel: 01491 835 253
WITNEY, Dentons: Tel: 01993 704 979

PEMBROKESHIRE
HAVERFORDWEST, Emrys: Tel: 01437 779 646

RUTLAND
OAKHAM, Rutland County Museum: Tel: 01572 758436
SHROPSHIRE
GW SHREWSBURY: 6 Market Street, SY1 1LE Tel: 0174 336 2007
TELFORD, Questing Knight Games: Tel: 01952 437 747
BRIDGENORTH, Hobby Horses: Tel: 0174 6 766 659
OSWESTRY, Funfayre: Tel: 01691 670 646
TELFORD, Sanna Games: Tel: 01952 676 722
SOMERSET
GW BATH: 5-10 Westgate Buildings, Avon Street, BA1 1UN Tel: 01222 533 4044
YEOVIL, Witch Engine: Tel: 01935 427077
BURNHAM ON SEA, GW Hurley: Tel: 01276 789 288
CLEVEDON, Just For Fun: Tel: 01275 341 819
TELFORD, The Ellenbray Press: Tel: 01373 462 139
FROME, Model Model Centre: Tel: 01274 482929
GLASTONBURY, Pedalers Toymaster: Tel: 01458 834 562
GLASTONBURY, PC's PC's: Tel: 01458 833900
MINEHEAD, Minehead Toys & Models: Tel: 01443 705 330
TAUNTON, Yarkcross: Tel: 01823 335 057
TAUNTON, Hatcher & Sons: Tel: 01823 272 277
WELLS, Wells Models and Toys: Tel: 01749 675 262
WESTON SUPER MARE, Lloyds Toys: Tel: 01934 410151
YEOVIL, Yeoivil Collectors Centre: Tel: 01935 433 739

STAFFORDSHIRE
GW BURTON ON TRENT: Unit B, Burton Court, Union Street, DE14 1AA Tel: 0128 353 5865
GW STOKE: 27 Stafford St, ST1 1JU Tel: 01778 220 5287
ALSAGER, Alsager Toys and Models: Tel: 01279 882 871
BURTON, Blue Grove Racing: Tel: 01283 512731
LEEK, Classic Collectables: Tel: 07729 356779
LICHFIELD, Digital Dragons: Tel: 07441 637791
NEWCASTLE UNDER LYME, Sundowner Models: Tel: 01782 610 466
STAFFORD, SLD Models: Tel: 01785 258 731
STAFFORD, Stafford Games: Tel: 01785 255577
STAFFORD, Too Fat Goblin: Tel: 01785 244 499
STOKE-ON-TRENT, Battlezone Games & Collectables: Tel: 01782 833 633
STOKE-ON-TRENT, Toytown: Tel: 01783 208253
TAMWORTH, Hobbycraft: Tel: 01827 300 800

SUFFOLK
GW IPSWICH: 83 Westgate Street, IP1 3BJ Tel: 01473 212 014
BECLES, Toy Box: Tel: 01502 712 785
BURY ST EDMUNDS, Model Junction: Tel: 01284 753 456
BURY ST EDMUNDS, Runk Games: Tel: 01284 791 497
BURY ST EDMUNDS, Starlings Toymaster: Tel: 01284 761 646
FELIXSTOWE, Wizards Workshop: Tel: 01394 277 233
IPSWICH, Toyworld Ipswich: Tel: 01473 728 553
LOWESTOFT, Annatar: Tel: 01502 513477
NEWMARKET, Moons Toyland: Tel: 01638 663 147
STOWMARKET, D J Collectables: Tel: 01449 771 015
STOWMARKET, Simpson & Sons: Tel: 01449 612 014
STURBOUR, Tinty's Toys: Tel: 01787 372238
WOODBRIIDGE, Toytown: Tel: 01394 383 170

SURREY
GW GUILDFORD: Unit 1, 9/12 Tamsate, GU1 3QT Tel: 0148 345 1793
GW WOKING: Unit 3, Cleary Court, 169 Church Street East, GU21 6HL Tel: 0148 377 1675
CAMBERLEY, Morning Star: Tel: 01276 685160
CATERHAM, Modeller's Loft: Tel: 01883 341 818
COULSDEN, Taylors Toys and Sports: Tel: 0208 446 00719
CRANLEIGH, David Mann: Tel: 01483 273 777
DORKING, Dorking Models: Tel: 01306 881 747
HASLEMERE, Enchanted Wood: Tel: 01428 449900
PURLEY, JH Lorimer Ltd: Tel: 0181 660 9716

REDHILL, Gemers Guild: Tel: 01737 789 123
REIGATE, The Toy Shop: Tel: 01737 245 100
RICHMOND, Toy Station: Tel: 0208 940 4896
WOKING, HobbyCraft: Tel: 0845 051 6556

SUSSEX AREA
GW BRIGHTON: Unit 7, Nile Pavilions, BN1 1HW Tel: 01272 320 3333
GW CRAWLEY: 11 Broadway, RH10 1DX Tel: 01292 355 2072
GW EASTBOURNE: 83 Cornfield Road, BN21 4QG Tel: 0132 364 1423
GW WORTHING: 2 Bath Place, Worthing, BN11 3BA Tel: 01903 283 938
BOGNOR REGIS, Trains Models and Hobbies: Tel: 01243 864 727
BURGES HILL, Kid's Stuff: 61c: 01444 257 724
CHICHESTER, Chichester Toys: Tel: 01243 788 055
CRAWLEY, HobbyCraft: Tel: 0845 051 6552
EASTBOURNE, Phantasia: Tel: 01323 723 388
EAST GRINSTEAD, Martells of Sutton Tel: 01342 321303
EAST GRINSTEAD, Ready To Run Models: Tel: 01342 300 917
HAYWARD'S HEATH, Clarkes: Tel: 01444 457551
HORSHAM, Waterstones: Tel: 01444 468 088
HOVE, Kids Dreams: Tel: 01273 420 666
ST LEONARDS ON SEA, Silverhill Models and Toys: Tel: 01424 431 133
STEYNING, The Dollhouse Shop: Tel: 01903 812112
UCKFIELD, Kid's Stuff: Tel: 01825 768 398

TYNE AND WEAR AREA
GW NEWCASTLE (Central): Unit 5, Newgate Shopping Centre, NE1 5PY Tel: 0191 232 2418
GW METRO (Metro Centre): Unit 2, First Floor, The Arcade (near the Mediterranean Village), NE11 9PL Tel: 0191 461 0950
GW SUNDERLAND: Unit 59, Newgate Shopping Centre, NE1 3PH Tel: 01915 100 434
GATESHEAD, HobbyCraft Tel: 0191 482 7410
NORTH SHIELDS, SR Gladston & Son: Tel: 01912 570 335
SUNDERLAND, Toy and Computer Store: Tel: 0191 565 5190
WHITLEY BAY, Alan's Model Shop: Tel: 0191 253 3682

WARWICKSHIRE
GW COVENTRY: Unit 29, Upper Level, Cathedral Lanes Shopping Centre, CV1 1LL Tel: 0247 622 7311
GW LEAMINGTON SPA: 32 Regent Street, CV32 5FG Tel: 01926 433771
GW STRATFORD: Unit 9, 27 Windsor Street, CV37 6NL Tel: 01789 297 262
BEDWORTH, Railway & Modellers Junction: Tel: 02476 316 285
COVENTRY, Hobbycraft: Tel: 02476 234 520
GENUWORTH, Abacraft Arts & Pictures: Tel: 01926 511 294
NUNEATON, Heart of England Co: Tel: 02476 382 331
RUGBY, Joto Railways & Models: Tel: 01788 562 372
STRAFORD-UPON-AVON, Much ado about toys: Tel: 01789 295 850
WARWICK, Castle Trains: Tel: 01926 497 905

WILTSHIRE
GW SALISBURY: 18 Winchester Street, SP1 1HB Tel: 0172 233 0955
GW SWINDON: 18 Brunel Plaza, SN1 1LF Tel: 01793 443 6806
CHIPPENHAM, Thorntons at Signapore: Tel: 01249 463100
DEVIZES, Hoggosaurus Toymaster: Tel: 01380 723 841
MELKSHAM, The Toyshop: Tel: 01225 768 415
SALISBURY, Salisbury Model Centre: Tel: 01722 334875
SHAFTESBURY, Harding's: Tel: 01747 858295
SWINDON, HobbyCraft: Tel: 0845 051 6551
TROWBRIDGE, The Toy Shop: Tel: 01752 785 415
WESTBURY, The Gas Cupboard: Tel: 01373 825 825

WORCESTERSHIRE
GW WORCESTER: 23 Lycheate Hall, Cathedral Plaza, WR1 2UN Tel: 0190 561 6707
DROITWICH, HobbyCraft: Tel: 0845 051 6548
DROITWICH, Look-rite Ltd T/A Toyworld: Tel: 01905 772 403
REDDITCH, Hobby Hut: Tel: 01527 548 940
DEDDITCH, Hoggosaurus Toymaster: Tel: 0152 766 092

YORKSHIRE

GW BRADFORD:
4 Piccadilly, Bradford, BD1 1JW
Tel: 01274 473 9430

GW DONCASTER:
26 High Street, Doncaster, DN1 1DW
Tel: 0130 232 0535

GW HARRGATE:
53 Station Parade, HG1 1TT
Tel: 0142 356 4310

GW HULL:
30 Paragon Street, HU1 3ND
Tel: 0148 258 9576

GW LEEDS:
38A Leeds Lane, LS1 6LB
Tel: 0113 242 0834

GW SHEFFIELD (Central):
16 Fitzwilliam Gate, S1 4JH
Tel: 0114 273 0114

GW SHEFFIELD (Meadowhall Centre):
Unit 918, High Street, Upper Hall
(next to entrance near Boots), S9 1EN
Tel: 0114 256 9836

GW WAKEFIELD:
96 Kirkgate, The Ridings Centre, WF1 1TB
Tel: 0192 436 9431

GW YORK:
134 Lendal, YO1 8AQ
Tel: 0190 462 8014

SHEFFIELD, Wargames Emporium:
Tel: 01142 754 826

BARNSELY, Janco Toys:
Tel: 01226 206634

BEVERLEY, Game Invader:
Tel: 01482 881961

BRIDLINGTON, Icy Tea Ltd:
Tel: 01626 403 059

GOOLE, Hall's Music:
Tel: 01405 704191

GOOLE, Pursuits4You:
Tel: 01405 740944

GUISBOROUGH, Stokeds Toy Centre:
Tel: 01287 632 935

HALIFAX, Conways Toymaster:
Tel: 01422 353 906

HALIFAX, Halifax Modellers World:
Tel: 01422 349 157

Huddersfield, Something Wicked:
Tel: 01484 559 226

HULL, Archeron Games Workshop:
Tel: 01482 221011

KEIGHLEY, Conways Toymaster:
Tel: 01535 604045

LEEDS, 360 Games:
Tel: 0113 2605222

LEEDS, Hobbycraft:
Tel: 0113 389 3020

MALTON, World Wide Shopping Mall:
Tel: 01653 602880

NORTH HUMBERSIDE, Game Invader:
Tel: 01482 881961

NORTHALLERTON, T & FM Grover Ltd:
Tel: 01609 773 334

PICKERING, Puffers of Pickering:
Tel: 01751 472 782

POCKLINGTON, Chylids Play:
Tel: 01759 306 041

RIPON, The Knowledge Magnet:
Tel: 01765 690118

SCARBOROUGH, Games Centre 2:
Tel: 01723 394444

SCARBOROUGH, Space, Myth and Magic:
Tel: 08456 441 113

SELBY, A1 Sports and Toys:
Tel: 01757 705 115

SHEFFIELD, HobbyCraft:
Tel: 0845 051 6226

SHEFFIELD, Imp Miniatures:
Tel: 07773 029388

SKIPTON, Craven Model Centre:
Tel: 01756 797414

THIRSK, Thirsk Art Store:
Tel: 01945 374 4857

WAKEFIELD, Model and Craft Centre:
Tel: 01924 374 097

WHITBY, John Anderson - Toymaster:
Tel: 01947 602 213

NORTHERN IRELAND

GW BELFAST:
20A Castle Court, BT1 1DD (towards the back of the centre) Tel: 0289 0233684

ARMAGH, Kidzone Toymaster:
Tel: 028-3088 8808

ARMAGH, Rennicks Model Tunes:
Tel: 028 3033055

BALLYMENA, Camerons:
Tel: 028-2564821

BANBRIDGE, Toymaster Banbridge:
Tel: 028-4062225

BANGOR, Replay Games:
Tel: 028-9152210

BELFAST, The Basement:
Tel: (028) 9046 0484

CARRICKFERGUS, The Basement:
Tel: 028-9336 3678

ENNISKILLEN, Hannas Toyworld Toymaster:
Tel: 028-6632367

ENNISKILLEN, Modellers Corner:
Tel: 028-6632367

NEWRY, Murphy's World of Wonder:
Tel: 028-30264978

NEWRY, Murphy's World of Wonder:
Tel: 028-30264978

NEWTOWNABBAY, The Basement:
Tel: 028-9077388

LARNE, The Basement:
Tel: 028-2827 6461

OMAGH, White's Toymaster:
Tel: 028-8224247

SCOTLAND

GW ABERDEEN:
Unit 1, 12-14 Upper Kirkgate, AB10 1BA
Tel: 0122 464 9779

GW AYR:
Unit 2, Lorne Arcade, 115 High Street, KA7 1SR
Tel: 01292 285 650

GW DUNDEE:
110 Commercial Street, DD1 2AJ
Tel: 0130 220 2382

GW EDINBURGH:
130 High Street, EH1 1QS
Tel: 0131 220 6540

GW FALKIRK:
12 Cow Wynd, FK1 1PL
Tel: 0132 462 4551

GW GLASGOW:
81 Union Street, G1 3TA
Tel: 0141 221 1673

GW LIVINGSTON:
26 Almondvale Centre, EH54 6NB
Tel: 01506 443256

GW STIRLING:
85 Barton Street, FK9 1HF
Tel: 01786 459009

ABERFELDY, Feeders Books:
Tel: 01887 829 519

ARBROATH, Haqs:
Tel: 01241 872195

ARGYLL, Albat:
Tel: 01631 563645

AYR, Toy Town:
Tel: 01292 282945

BANCHORY, Toy and Gift Shop:
Tel: 01330 425 504

BATHGATE, W F Davidson:
Tel: 01506 622226

BRECHIN, Gardiners:
Tel: 01336 622 265

CRIEFF, Happy Craft Company:
Tel: 01764 653706

DINGWALL, Sports and Model Shop:
Tel: 01349 862 246

DUNFERMLINE, Abbey Models:
Tel: 01383 731 116

DUNFERMLINE, Fife Council Libraries:
Tel: 01383 602 208

DUMFRIES, Toytown:
Tel: 01387 368884

EDINBURGH, Marionville Models:
Tel: 01313 177 010

EDINBURGH, Toys Galore:
Tel: 0131 447 1006

ELGIN, Junner's Toymaster:
Tel: 01343 542 492

FORFAR, Haqs:
Tel: 01307 463263

FORT WILLIAM, The Granite House:
Tel: 01397 703 651

GALASHIELDS, Books Plus:
Tel: 01606 752043

GLASGOW, HobbyCraft:
Tel: 0845 051 6555

GLASGOW, Static Games:
Tel: 0141 552 9785

HADDINGTON, Mike's Models:
Tel: 01220 825 931

HADDINGTON, Model Mania:
Tel: 01620 825 931

HAMILTON, Ink Spot:
Tel: 01698 201311

INVERCLYDE, Arts Crafts & Hobbies:
Tel: 01753 785 204

INVERNESS, Junners Toymaster:
Tel: 01463 233 234

KINROSS, The Hope Chest:
Tel: 01577 862 516

KIRKCALDY, The Hope Chest:
Tel: 01592 260 116

KIRKCALDY, Kingdom of Solway:
Tel: 01592 320121

KIRKCUDBRIGHT, Adventure Books:
Tel: 01557 330635

LANARKSHIRE, Figures in Comfort:
Tel: 01236 870 740

LARGS, Bus Stop Toy Shop Ltd:
Tel: 01475 680995

MUSSELBURGH, Art Matters:
Tel: 0131 6654078

ORKNEY, Cycle Orkney:
Tel: 01856 875777

PAISLEY, Paisley Model Shop:
Tel: 0141 899 422

PERTH, Millars Models:
Tel: 0173 856 1835

PERTH AND KINROSE, Feeders Books:
Tel: 01807 829 519

PETERHEAD, George Donald Ltd:
Tel: 01779 474 738

PETERHEAD, Peterhead Puffers:
Tel: 01779 48102

SHELDON, Harrys Dept Store:
Tel: 01595 693 097

STONEHAVEN, Toymaster Toyland:
Tel: 01569 766333

THURSO, Durrams:
Tel: 01847 897 169

TURRIFF, E Rae and Son:
Tel: 01888 562 610

WALES

GW CARDIFF:
31 High Street, CF10 1PU
Tel: 0292 064 4917

GW CWMBRAN:
30 The Parade, Cwmbran, Gwent, NP44 1PT
Tel: 01633 874 070

GW NEWPORT:
25 Skinner Street, NP23 1HB
Tel: 01633 325 6295

GW SWANSEA:
53 Kingsway, SA1 5HF
Tel: 01792 246 3969

ABERGAVENNY, Richards of Abergavenny:
Tel: 01872 466

ABERYSTWYTH, Albatross:
Tel: 01970 617 836

BANGOR, Acme Games:
Tel: 01248 371 457

BRECON, J Clark Toys & Gifts:
Tel: 01874 622 865

BRIDGEND, Joust for Fun:
Tel: 01566 767 680

CAERNARFON, Acme Games Shop 2:
Tel: 01248 354798

CARDIFF, HobbyCraft:
Tel: 0845 051 6550

CARDIGAN, Helm's Deep:
Tel: 01239 621 621

CARMARTHEN, Good News:
Tel: 01267 237 789

CARMARTHEN, Hardings:
Tel: 01267 237 774

CEREDIGION, Yokemon Battles:
Tel: 01239 815346

CHEPSTOW, Artists Corner:
Tel: 01291 627 393

COLWYN BAY, Hippo Toys:
Tel: 01492 534 169

COLWYN BAY, Clay Corner:
Tel: 01492 546415

CONWAY, Hippo Toys:
Tel: 01492 534 169

DOLGELLAU, Waterloo:
Tel: 0131 421 407

LLANRINDOD WELLS, The Manor:
Tel: 01297 629111

LLANTWIT MAJOR, Rainbow Plaza:
Tel: 01446 794 118

MACHYNLEITH, The Toy Box:
Tel: 01654 703 901

NEWPORT, HobbyCraft:
Tel: 0845 051 6540

PEMBROKE, Dragon Alley:
Tel: 01646 621 456

PONTYPRIDD, Sugar and Spice:
Tel: 07879 221 379

PORTRICAWL, Game Ltd:
Tel: 01656 794 328

PORTRHMAODG, Alma Figures:
Tel: 01766 830269

RHYL, Lightfoot Models:
Tel: 01745 331 564

SWANSEA, Comix Shoppe:
Tel: 0792 642 097

WREXHAM, Brite Ideas Toymaster:
Tel: 01978 261 244

INTERNATIONAL ACCOUNTS

LISTED ALPHABETICALLY

BELGIUM

GW ANTWERP:
Vleminstraat 10, Antwerp, Antwerpen2000
Tel: 0032 3485 8627

BRUGGE, Fair Play:
Tel: 050 38 51 83

HASSELT, Oberonn:
Tel: 011 351 355

MECHELEN, De Spelanaat:
Tel: 015 34 59 07

AALST, Hermelijn:
Tel: 053 41 48 66

AALST, Plays2Be:
Tel: +32 (0)31 41 95 85

ANTWERPEN, Celtic Cross:
Tel: 03 288 81 65

BLANKENBERGE, De Speelhoek:
Tel: 50 41 49 23

BRUSSEL, Intertoys Anderlecht:
Tel: 50 43 73

BRUSSEL, The Brothers Workshop:
Tel: 047732647

BRUSSEL, Intertoys Laken:
Tel: 022 68 71 41

DENDERMONDE, Utopia Games:
Tel: 052 52 31 99

DEURNE, The Gamestore:
Tel: 033 25 35 35

GENT, Betty Bop:
Tel: +32 (0)91 222 05 76

HALLE, Mishra's Playgroup:
Tel: 023 61 58 53

HALLE, Top 1 Toys:
Tel: 023 56 04 93

HAMME, Daghandel Vermeire bvba:
Tel: 052477040

IXELLES, Intertoys Ixelles:
Tel: 025 14 17 03

KOKSIJDE, Penel Tronix:
Tel: 58 51 90 14

KORTRIJK, Albion:
Tel: 056 32 43 07

LEOPOLDSBURG, NV Moestermans:
Tel: 011 39 38 46

LEUVEN, Metalzone Leuven:
Tel: 0477 72 82 12

NEERPELT, 't Spellenhuis:
Tel: 011 74 49 79

OVERIJSE, Intertoys Overijse:
Tel: 026 87 42 53

OOSTENDE, King Arthur:
Tel: 051 27 57 59

ROESLARE, Black Border:
Tel: 051 20 82 50

SCHELLE, Van de Velde:
Tel: +32 (0486) 51 17 38

TOURNAI, Intertoys Tournai:
Tel: 069 21 42 22

VILVOORD, Boekcenter BVBA:
Tel: +32 (0)21 251 20 05

WESTKERKE, What Ever:
Tel: +32 (0473) 77 16 41

BRAZIL

BRASILIA, Hobbyart:
Tel: 16 3443 8329

CAMPINAS, Legends do Brasil:
Tel: 19 3234 3343

CURITIBA, Itiban Comics Shop:
Tel: 41 3232 5367

JUIZ DE FORA, Magazine Taberna do Dragão:
Tel: 33 3234 5757

PIRACICABA, Nobel Livraria:
Tel: 91 3403 2727

PORTO ALEGRE, Jambó:
Tel: 51 3226 1426

SÃO PAULO, Ludomosa, Hobby Depot:
Tel: 12 3942 5453

SÃO PAULO, Camupiera Bar Café:
Tel: 11 3253 0452

SÃO PAULO, Moonshadows:
Tel: 11 3266 3916

SÃO PAULO, Taverna do Ogro Encantado:
Tel: 11 3061 9042

SÃO PAULO, Terramédia:
Tel: 11 2137 8787

SANTO ANDRÉ, Hobby Depot:
Tel: 11 4438 5880

VINHEDO, Hobby Depot:
Tel: 19 3826 1580

BULGARIA

SOFIA, Magic Worlds:
Tel: 359 2 986 6858

STORE FINDER KEY

GAMES WORKSHOP HOBBY CENTRE
* Indicates Gaming Room facilities.

PREMIUM STORE
Stocks the complete Games Workshop range and offers a hobby gaming and painting service.

INDEPENDENT STOCKIST
Official sellers of Games Workshop products.*

NEW STORE OPENING
Indicates new stores and stockists.

* To be sure they have what you want in stock, we recommend calling the store first.

SOFIA, Black Citadel:
Tel: +359 088339771

SOFIA, Moria:
Tel: 360 2 986 6858

CYMEIN ISLANDS

GEORGE TOWN, GameShack:
Tel: 1 345 943 4263

SHANGHAI, Zark:
Tel: 0086 (21) 57631665

SHANGHAI, Zhanhui Store:
Tel: 0086 21 52360900

WUHAN, P&C Hobby Workshop:
Tel: 0086 027 88613902

CHINA

BEIJING, Maelstrom:
Tel: 0086 10 64060878

BEIJING, Warhammer Club Beijing (Feaver):
Tel: 0086 10 64077588

SHANGHAI, Zark:
Tel: 0086 (21) 57631665

SHANGHAI, Zhanhui Store:
Tel: 0086 21 52360900

WUHAN, P&C Hobby Workshop:
Tel: 0086 027 88613902

CROATIA

OSIJEK, Land of Magic:
Tel: 385 31 275 794

OSIJEK, Land of Magic:
Tel: 385 31 368 412

RIJEKA, Land of Magic:
Tel: 385 51 371 308

SAMOBOR, Land of Magic:
Tel: 385 1 3323 241

SPLIT, Land of Magic:
Tel: 385 21 482249

VARAZDIN, Land of Magic:
Tel: 385 42200161

ZADAR, Land of Magic:
Tel: 385 23 253 839

ZAGREB, Land of Magic:
Tel: 385 14870077

ZAGREB, Land of Magic:
Tel: 38514923917

CYPRUS

NICOSIA, Megaland:
Tel: 00 35 7224 56622

KATO PAPPHOS, Cyprus Crusade:
Tel: +357 976 4902C

CZECH REPUBLIC

BRNO, Cerny Ryfir:
Tel: +420541214860

HRADEC KRÁLOVÉ, Knihkupectví Valhalla:
Tel: +420405220099

NIKONOVIC, Magic:
Tel: +420495522009

KOSTELEČ, Certuv Pekelny Kotlik:
Tel: +42060584448

LIBEREČ, Battle Games-Obchodní Pavilon:
Tel: +42077526154

OSTRAVA, Matrix (knihkupectví):
Tel: +420744 404 024

PRAHA, Ogrí Doupe:
Tel: +420224934811

PRAHA, Cerny Ryfir:
Tel: +420222312461

PRAHA, Cerny Ryfir:
Tel: +420222312461

VSETIN, Atlantis:
Tel: +420571411697

DENMARK

GW KØBENHAVN:
Frederiksberggade 5K1, 1360,
Tel: 0045 33 12 22 17

AALBORG, Dragons Lair:
Tel: 98 12 16 18

AARHUS C, Dragons Lair:
Tel: 86 19 00 63

KØBENHAVN K, Faraos Cigaretter:
Tel: 33 32 22 11

ODENSE C, Dragons Lair:
Tel: 65 91 97 01

ROSKILDE, Fanatic Roskilde:
Tel: 46 26 35 40

LYNGBY, Faraos Cigaretter:
Tel: 32 10 23 23

AABENRÅ, Legekaeden AabenrÅ:
Tel: 74 62 24 05

AALBORG, Aalborg Hobby Service:
Tel: 98 12 13 15

AALBORG, Bog & idé Aalborg:
Tel: 98 11 66 11

AALBORG SV, B.O. Bøger Aalborg:
Tel: 98 79 15 45

AARHUS C, Goblin Gate:
Tel: 86 19 43 11

AARS, Ting og sager:
Tel: 86 62 45 52

ASNÆS, Bog & Ide Asnæs:
Tel: 59 65 00 14

ESBJERG, Bunkren:
Tel: 23317523

ESBJERG, Adventure Corner:
Tel: 75 11 11 56

ESBJERG, B.O. Bøger Esbjerg:
Tel: 75 12 11 77

ESPERGÆRDE, B.O. Bøger Espergærde:
Tel: 49 13 19 46

FREDERICIA, Bog & Ide Fredericia:
Tel: 76 24 59 69

FREDERIKSBORG, Arena Frederiksberg:
Tel: 26360626

FREDERIKSBORG, Legekaeden Frederiksberg:
Tel: 38 19 70 25

FREDERIKSUND, Legekaeden Frederiksund:
Tel: 47 38 39 33

GILLELEJE, Lillys Legetøj:
Tel: 48 30 38 90

GORLEV, Sparetime:
Tel: 58 85 86 83

GRNÅ, Bog & idé GrnÅ:
Tel: 86 32 13 33

GREVE, B.O. Bøger Hundige:
Tel: 43 90 60 08

HELSINGØ, B.O. Bøger Helsingø:
Tel: 48 25 26 15

HELSINGØR, Hobby og Fritid:
Tel: 97220552

HERNING, Buddy Legetøj:
Tel: 97220552

HERNING, Færges Kælder:
Tel: 35 10 18 97

HILLERØD, Hobby & Fritid:
Tel: 48 25 26 15

HILLERØD, Legekaeden Hillerød:
Tel: 48 24 61 61

HJØRRING, Hjerring Hobby:
Tel: 30684033

HOLBÆK, Storkelt Bog & idé:
Tel: 76732000

HOLTE, Legetøjsbutikken:
Tel: 45 46 17 82

HORSENS, Legekaeden Horsens:
Tel: 75 61 60 11

HORSENS, MYCLIX Miniatures:
Tel: 0045 75620233

HØRSHOLM, GAD Hørsholm:
Tel: 45 86 04 08

HUMLEBÆK, Rodes:
Tel: 49 19 12 20

KALUNDBORG, Koch's Bøger & Papir:
Tel: 59 51 00 54

KJELLERUP, Ide & Hobby:
Tel: 86 88 13 26

KOLDING, B.O. Bøger Kolding:
Tel: 75 50 38 34

KOLDING, Good Games:
Tel: 75 50 03 04

KØBENHAVN K, Fantask:
Tel: 33 93 85 38

KØBENHAVN NV, Arena København:
Tel: 38 33 57 00

KØGE, Sema:
Tel: 56 63 07 04

LYNGBY, B.O. Bøger Lynby:
Tel: 45 87 04 45

NÆSTVED, Arena KK:
Tel: 51209713

NYKØBING F, Hundehuset:
Tel: 56 86 08 46

NYKØBING M, Morsø Boghandel:
Tel: 97 72 07 00

ODDER, Legekaeden Odder:
Tel: 86 54 42 76

ODENSE SØ, B.O. Bøger Rosengårdscenret:
Tel: 66 15 99 28

RANDERS, Bog & Ide Randers:
Tel: 86 43 08 10

RANDERS, Byrge Sørensens Hobby:
Tel: 86 42 58 14

RANDERS, Randers Hobby Import:
Tel: 86 43 39 23

RINGKØBING, Buddy Legetøj:
Tel: 75520433

RINGSTED, Bog & Ide Ringsted:
Tel: 57 61 00 10

RINGSTED, GK Legetøj:
Tel: 75520433

RODØVRE, B.O. Bøger Rodovre:
Tel: 36 41 04 83

RODØVRE, MR Games:
Tel: 20832131

ROURN, Dorthes Hobbystue:
Tel: 56 95 94 40

ROSKILDE, Ønskeleg:
Tel: 46 32 24 63

ROSKILDE, B.O. Ro's torv:
Tel: 45 46 34 12

SKAGEN, Legekaeden Skagen:
Tel: 98 44 54 65

SKANDERBORG, Schmidt Bog & idé:
Tel: 86 32 90 23

SKIVE, Jydsk Boghandel:
Tel: 97 91 25 99

SLAGELSE, Uldtønden:
Tel: 58 53 90 35

ST HEDDINGE, Hobbystalden:
Tel: 32 3234 5788

STENLESE, HH Hobby:
Tel: 213463961

SVENDBORG, Farve & Hobby Hjørnet:
Tel: 62 21 31 31

SVENDBORG, B.O. Bøger Svendborg:
Tel: 62 21 22 96

TÅSTRUP, Genbrugsbøger:
Tel: 43 71 61 15

THISTED, Buddy Legetøj:
Tel: 97921933

VELJE, B.O. Bøger Vejle:
Tel: 75 20 03 44

VIBORG, Battle Bunker:
Tel: 86 60 17 40

VORDINGBORG, Legekaeden Vordingborg:
Tel: 55 34 04 31

WELLERUP, IT & Teleshust:
Tel: 86 88 60 00

FALKLANDS

STANLEY, Falkland Collectibles:
Tel: 0050021174

FINLAND



GW HELSINKI:
Simonskatu 9, 00100,
Tel: 09 25 15 45 25
ESPOO, Puolenkuunpelit:
Tel: 09 412 9941
HELSINKI, Fantasiapelit Helsinki:
Tel: 09 65080
JOENSUU, Fantasiapelit Joensuu:
Tel: 013 284 314
JYVÄSKYLÄ, Fantasiapelit Jyväskylä:
Tel: 014 21 6629
KUOPIO, Fantasiapelit Kuopio:
Tel: 017 361 1148
LAHTI, Puolenkuunpelit:
Tel: 03 7515151
LAPPEENRANTA, Fantasiapelit Lappeenranta:
Tel: 013 284314
OULU, Fantasiapelit Oulu:
Tel: 08 374 906
PORVOO, Puolenkuunpelit:
Tel: 0 19 5348377
TAMPERE, Fantasiapelit Tampere:
Tel: 03 222 3200
TURKU, Fantasiapelit Turku:
Tel: 02 232 8413
ÅHTARI, Honkaniemen Kirjakauppa:
Tel: 06 553 0027
ALAND, Dillen AB:
Tel: 01815378
KENÄS, Kungsbokhandeln AB:
Tel: 0192461028
ESPOO, Pelimesta:
Tel: 09 813 3283
HÄMEENLINNA, Lelushoppi:
Tel: 036823950
HEINOLA, Talousmuovi ja lelu:
Tel: 03 715 3905
HYVINKÄÄ, Royal Toys:
Tel: 019 439376
IMATRA, Kirja-Lahja Alex Ky:
Tel: 0543 19355
JÄRVENPÄÄ, Askartelutarvikeliike Taitaville:
Tel: 09 2794 0120
KARIS, Blå Lådan KD:
Tel: 019 234 94
KERAVA, Antikvariaatti Kersa:
Tel: 00358 44 965 7775
KOTKA, Eagle Card OY:
Tel: 0035 5 214238
KOUVOLA, Muoviviepe KY:
Tel: 053117955
KOUVOLA, Puolenkuunpelit:
Tel: 00358 440 878 919
LAPPEENRANTA, Antikvariaatti Suma:
Tel: 05 411 7701
MÄNTSÄLÄ, Papado:
Tel: 019 688 1911
MIKKELI, Lastentarvike Muppela:
Tel: 015361611
ORIVES, Silver Seed:
Tel: 041775166
PORI, Askarteli-Pori:
Tel: 02 6326671
RAAHE, Raahen Astartelu ja Paperi:
Tel: 082236825
RAUMA, IT-Pop OY:
Tel: 0282 31840
ROVANIEMI, Liigacenter Jässä:
Tel: 016 3560545
SAVOLINNINA, Savonlinnan Antikvariaatti:
Tel: 015 534412
SEINÄJOKI, Fantasiainnina:
Tel: 040 3616338
SEINÄJOKI, Pelikideas:
Tel: 00358 6 4177880
TAMPERE, Pelimaa OY:
Tel: 050 5558313
TAMPERE, Kirja Karkkainen:
Tel: 03 2251810
VAASA, Pelimies OY:
Tel: 06 312 5111
VANTAA, YPD Finland OY:
Tel: 0400 679610

GIBRALTAR
GIBRALTAR, K&M Hobby Centre:
Tel: 350 20070037

GREECE
ATHENS, Avalon Games:
Tel: 0030 210 8016041
ATHENS, Fantasy Shop:
Tel: 0030 210 8231072
ATHENS, Fantasy Shop: Ag. Paraskevi:
Tel: 0030 210 6005312
ATHENS, Fantasy Shop: Exarcheia:
Tel: 0030 210 3828877
ATHENS, Fantasy Shop: Kallithea:
Tel: 0030 210 959 2922
ATHENS, Fantasy Shop: Pagrati:
Tel: 0030 210 7560780
ATHENS, Hobby Planet:
Tel: 0030 210 6042816
ATHENS, Kaisa Amarosouris:
Tel: 0030 210 6141675
ATHENS, Kaisa Glyfadas:
Tel: 0030 210 8982 057

ATHENS, Kaisa Halandriou:
Tel: 0030 210 6898485
ATHENS, Kaisa Kallidromou:
Tel: 0030 210 3664888
ATHENS, Kaisa Monokeros:
Tel: 0030 210 8813 990
ATHENS, Kaisa Neas Filadelfias:
Tel: 00 30 210 9817944
ATHENS, Kaisa Neas Smimis:
Tel: 00 30 210 9317944
ATHENS, Kaisa Pragratou:
Tel: 00 30 210 7218 318
ATHENS, Strategy Hall:
Tel: 00 302104135757
CHANIA, Kaisa Chanion:
Tel: 0030 2821088996
CRETE, Fantasy Shop: Herakleion:
Tel: 0030 2810 301312
HALKIDA, CD Corner:
Tel: 0030 2221 087315
KERKYRA, Digital Fantasy:
Tel: 002261035279
LARISA, Kaisa Larisas:
Tel: 0030 2410 538555
LARMIA, Kaisa Lamias:
Tel: 00 30 22310 24393
NAFFLIO, Miniature Shop:
Tel: 00 30 2752024884
NEA SMYRNI, Games Vault:
Tel: 0030 213 0304722
PALLINIS, Hobby Planet:
Tel: 210 6042 816
PATRAS, Kaisa Patras:
Tel: 0030 2610625632
PERISTERIO, Kaisa Peristeriou:
Tel: 0030 2105786707
THESSALONIKI, Kaisa Kalamaria:
Tel: 0030 2310 449377
THESSALONIKI, Kaisa Thessalonikis:
Tel: 00 30 2310 257 307
THESSALONIKI, Underworld:
Tel: 0030 2310 2401 93
VOLOS, Fantasy Shop:
Tel: 0030 24210 28782

HONG KONG
HONG KONG, Fun Atelier:
Tel: (852) 2866-4870

HUNGARY
BUDAPEST, Compaya:
0036 20 4281186
BUDAPEST, Dungeon:
0036 1 3211313
BUDAPEST, Kristálszarnok:
0036 209 251 030
BUDAPEST, Sas Military:
0036 1 2664393
BUDAPEST, Wargammers:
0036 30 6467670
NAGYMAROS, Kerekonyr:
0036 70 2949480

ICELAND
REYKJAVIK, Nexus:
Tel: 00354 55 3011

INDONESIA
JAKARTA BARAT, Comics N Games:
Tel: 021 5696-3855
JAKARTA SELATAN, Fantasy N Games:
Tel: 021 609-50343
SURABAYA, Fantasy N Games:
Tel: 031-600-50343
SURABAYA, Fantasy N Games:
Tel: 031-740-2475

IRELAND
GW BLANCHARDSTOWN:
Unit 249a, Blanchardstown Shopping Centre,
Dublin, Tel: 01 822 3868
GW DUBLIN:
Unit 3, Lower Liffey Street,
Dublin, Tel: 01 872 3791
CORK, Other Realms:
Tel: 021 4279508
DUBLIN, Models Inc.:
Tel: 01 872993923
ATHLONE, Valhala Games:
Tel: 007 9210030
BALINA, World of Wonder Balina:
Tel: 096 76676
CAVAN, Apex Games:
Tel: 049 4326504
COBH, Toytown Toymaster:
Tel: 021 4814 562
CORK, Murphy's Toymaster:
Tel: 00353 58 413 76
CORK, Toytown Toymaster:
Tel: 021 4814 162
DOUGLAS, Art and Hobby:
Tel: 021 486 3300
DRUGHEDA, Art and Hobby:
Tel: 041 987 3270
DUBLIN, Art and Hobby Jervis Centre:
Tel: 018 745 312
DUBLIN, Joe Mannions Newsagents:
Tel: 01 4392388
DUBLIN, Models Inc.:
Tel: 01 8725001

DUBLIN, Toymaster Banba Dublin:
Tel: 01 872 7100
DUBLIN, The Toy Store:
Tel: 01 8714420
DUN LAOGHAIRE, Toymaster Banba Dun Laoghaire:
Tel: 012 804 611
DUN LAOGHAIRE, Art and Hobby:
Tel: 012805040
DUNGARVAN, Toymaster Murphys:
Tel: 058 41376
ENNIS, World of Wonder Ennis:
Tel: 065 684 8697
GALWAY, Model World:
Tel: 091 765655
KERRY, Cabal's Toymaster:
Tel: 00353 66 7121847
KILKENNY, The War Forge:
Tel: +353 87 6603992
LAOIS, Grahams Toymaster:
Tel: 057 862 1081
LIMERICK, Art and Hobby:
Tel: 061 309757
LIMERICK, The Gathering:
Tel: 061 315133
LOUTH, Kidzone Toymaster:
Tel: 00353 42 9330318
LOUTH, The Wargamers:
Tel: +353 86 8382159
MACROOM, Toymaster Marys:
Tel: 026 42491
MULLINGAR, Stas & Bows Hobbies and Crafts:
Tel: 044 9396839
MULLINGAR, Stars and Crafts:
Tel: 00 353 879402799
NEWBRIDGE, Art and Hobby:
Tel: 045 450280
NEWRY, Murphys Toys:
Tel: 061 30268978
OFFALY, Kelly's Toymaster:
Tel: 00353 57 9351505
SANTRY, Art and Hobby:
Tel: 01 862 4500
STILLORGAN, Toymaster Nimble Fingers:
Tel: 01 2807078
TIPPERARY, RB Models:
Tel: 00353 52 24803
WATERFORD, Tall Tales Bookshop:
Tel: 051 873 967
WEXFORD, Toymaster Play and Learn:
Tel: 053 23788
WEXFORD, WOW New Ross:
Tel: 051 421473
WICKLOW, Toymaster Hopkins:
Tel: 040 467225
WILTON, Art and Hobby Wilton:
Wilton, Tel: 021 434 7207

ISRAEL
HAIFA, Kitaro:
Tel: 00972 48503232
HERZLIA, Freak:
Tel: 00972 99589077
RAMAT HASHARON, Tapuah:
Tel: 00972 35404713
TEL AVIV, Freak:
Tel: 00972 36961826
TEL AVIV, Kitaro:
Tel: 00972 36299320

LATVIA
RIGA, Sia Prata Speles:
Tel: +371 6734034
LITHUANIA
VILNIUS, D6 Necona:
Tel: 00 370 5 2133269

MADEIRA
MADEIRA, Sétima Dimensão:
Tel: 351 291 238 244
MALAYSIA
KOTA KINABALU, Sabah, Just Wargame:
Tel: 6013 - 865 5269
KUALA LUMPUR, Comics Mart:
Tel: 91 - 2287 0626
KUALA LUMPUR, MySciFi Art Outpost:
Tel: (6) 016 - 982 1506
PENANAG, Comics Mart:
Tel: 94 - 226 2588
PETALING JAYA, Wolf's Game Shop:
Tel: 012 2599952
PETALING JAYA Selangor, The Games Circle:
Tel: 616 - 451 0940
SHAH ALAM, SELANGOR, Dakka Dakka Games:
Tel: 6 017 - 292 0525

MALTA
MALTA, Forbidden Power:
Tel: 00356 21 227999
MALTA, K Hobbies Ltd:
Tel: 00356 21 895423

MEXICO
NAUCALPAN, Quest Hobbies and Games:
Tel: 00 52 555 590 9270
PUEBLA, La Fortaleza:
Tel: 0052 222 409 50 30

MOLDOVA



CHISINAU, Adept:
Tel: 373 69819996

THE NETHERLANDS



GW AMSTERDAM:
Rokin 36, 1012 XT,
Tel: 020 622 3863
GW DEN HAAG:
Schoolstraat 12B, 2511 AX,
Tel: 070 392 7836
GW ROTTERDAM:
Van Oldenbarnevelddripts 452, 3012 AP,
Tel: 010 280 0268
ARNHEM, Spelkwartier Arnhem:
Tel: 026 370 2628
DEN BOSCH, De Dobbelsteen:
Tel: 073 614 5530
ENSCHEDÉ, Pijplines:
Tel: 053 430 3727
LEEUWARDEN, Spellekijn:
Tel: 058 213 1112
LEIDEN, Vliegershop:
Tel: 071 513 2783
MAASTRICHT, Vlieg-er-uit:
Tel: 043 255 1653
MIDDELBURG, De Burcht:
Tel: 011 8650048
NIJMEGEN, Moeven & Mariken:
Tel: 024 323 6119
TILBURG, De Dobbelsteen:
Tel: 013 544 3700
UTRECHT, Subcultures:
Tel: 030 2311122
ZWOLLE, Games-n-Stuff:
Tel: 038 421 6385
ALMELO, Sombreg Modelbouw:
Tel: 054 841 2981
ALKMAAR, Bookers & Strippers:
Tel: 072 512 1213
ALMERE HAVEN, Fantasia:
Tel: 036 531 6017
ALPHEN AAN DEN RIJN, Top 1 Toys Arie vd Panne:
Tel: 0172 47 2254
AMERSFOORT, Spellenwinkel:
Tel: 033 470 0322
AMSTELVEEN, Het Ganzenbord:
Tel: 020 641 2552
APELDOORN, Top 1 Toys - De Kinderroom:
Tel: 055 576 0990
APELDOORN, Villa Wammus:
Tel: 055 5706 241
ASSEN, Plok:
Tel: 059 231 3292
BARENDRECHT, Peter's Postreijn:
Tel: 0180 619539
BEIEN, Top 1 Toys:
Tel: +31 593 54 17 50
BERGEGK, Wouters Technohobby:
Tel: 049 755 0248
BERGEN OP ZOOM, Big Boys Toys:
Tel: 0164 25 0848
BEVERWIJK, Bmm Games:
Tel: 025 1216588
BREDÁ, De Dobbelsteen:
Tel: 076 5284700
DELFT, Top 1 Toys Speldorado:
Tel: 015 213 4516
DEN HAAG, Spellenhuis:
Tel: 070 764 4782
DEVENTER, Knibbel Comics:
Tel: 057 061 6879
DORDRECHT, Hobby Modelbouw Dordrecht:
Tel: 078 631 2711
EDE, Tinnen Soldaat:
Tel: 0318 65 3296
EINDHOVEN, Gameforce Eindhoven:
Tel: 040 2447030
EMMEN, Spirithoes:
Tel: 0591 645707
ETTEN-LEUR, Van Der Doelen Speelgoed:
Tel: +31 432 64 59 88
GORINCHEM, Netten Modelbouw:
Tel: 018 363 6090
GOUDA, Intertoys v/d Wal:
Tel: 018 251 3525
GRONINGEN, Krikke's Hobbyshop:
Tel: 050 312 9314
GRONINGEN, Wirwar:
Tel: 050 314 8424
HAARLEM, Spellenhuis:
Tel: 023 53 13 188
HARDERWIJK, Top 1 Toys Volgers Spel & Hobby:
Tel: 0141 41 2997
HEEMSKERK, Bob Hoes:
Tel: +31 (0)251 24 19 99
HEERHOGWAARD, Huider Modeltreinen:
Tel: 0725714157
HEERLEN, De Houten Sleutel:
Tel: +32 (0)61 54 91 428
HOOFDDORP, Modelsport:
Tel: +31 (0)23 565 44 42
HOOFDDORP, Spellenwinkel Wahalla:
Tel: 023 5578092
HOOFDDORP, Spellenwinkel Wahalla:
Tel: 06 301 207 05
HOORN, De Spellenhoorn:
Tel: +31 (0)2291 29 55 65
LEIDEN, Freetime Warrior:
Tel: +31 71 51 30 522
LEIDEN, Tolkienwinkel:
Tel: 071 541 2324
LELYSTAD, Mr. Bully Inc.:
Tel: +31 (0)6 18 335 466
LELYSTAD, RE Mind Creations:
Tel: +31(0)30244003
MAASTRICHT, Hounjet:
Tel: 043 363 6778
OUD-BEIJERLAND, Mouris Model-Hobby:
Tel: 0186 42 1931
ROERMOND, Bloemboetiek Hermien:
Tel: 047 531 6824
ROSMALLEN, Top 1 Toys Jovi:
Tel: +31 (7)3 5212409
ROOSENDAAL, Top 1 Toys Jadin:
Tel: 0165 35 7964
ROTTERDAM, AVS Gameshop:
Tel: 0624440300
ROTTERDAM, Eternal War:
Tel: 0619910057
ROTTERDAM, Metal Dragon Shop:
Tel: 063396133
ROTTERDAM, Rogue Trader:
Tel: 010 2709233

SCHIEDAM, BTS:
Tel: 010 273 8753
SCHIJNDEL, Top 1 Toys Anniek:
Tel: 073 5477758
SCHOONHOVEN, Modelbrouwers.nl:
Tel: +31 (0)182 38 17 87
SITTARD, Atomik:
Tel: 046 4515074
SPIJKENISSE, Lord of Magic:
Tel: 0181 619061
TIEL, Golbvincave:
Tel: 0344 654 689
UDEN, Goblin:
Tel: 041 327 0662
UTRECHT, Hobby Labyrinth:
Tel: 030 281 7157
UTRECHT, Never Never Land (Wieder & Kugant):
Tel: 030 233 2293
UTRECHT, Whoops:
Tel: 030 230 4123
VEGHHEL, Van Der Dolon Speelgoed:
Tel: +31 (412) 84 50 88
VENLO, Modelbouw Luthart:
Tel: 077 354 2688
WASSENAR, Top 1 Toys Kouwenhoven:
Tel: 070 511 0211
WEERT, Dijn's Pure Magic:
Tel: +31 4951 333620
WINTERSWIJK, Top 1 Toys Winterswijk:
Tel: 054 351 2827
WORMERVEER, Mini-Wonders:
Tel: 075 640 1617
ZOETERMEER, RC-Pitstop:
Tel: 079 316 0560
ZWOLLE, Boekenhalte:
Tel: 038 422 1077

NORWAY



GW OSLO:
Mallergata 7, 0179,
Tel: 023 33 29 90
KRISTIANSAND, Hobby Huset:
Tel: 380 203 10
ÅLESUND, Kremmerhuset:
Tel: 691 1 520 90
ARENDAL, Norli Arendal:
Tel: 220 043 80
BERGEN, Outland:
Tel: 553 14822
DOKKA, Yes!:
Tel: 625 1 520 90
DRAMMEN, Outland:
Tel: 32893400
FAGERNES, Leksenter Fagnernes:
Tel: 613 606 92
FREDRIKSTAD, Leketorvet:
Tel: 651 556 30
COL, Yes!:
Tel: 920 749 70
HAMAR, Lekehuset Maxi:
Tel: 625 338 08
HAUGESUND, Norli Haugesund:
Tel: 525 213 33
HORTEN, Notabene Sjøsiden:
Tel: 330 403 60
KONGSBERG, Ringo Rolf Liane:
Tel: 327 311 61
KRISTIANSAND, Outland:
Tel: 38099420
KROKSTADDELVA, Brio Helmax:
Tel: 328 799 10
LANGESUND, Notabene:
Tel: 359 736 62
LARVIK, Yes! Sokratis:
Tel: 331 854 37
MO I RANA, Ringo Lekehjørnet:
Tel: 751 512 17
MOLDE, Yes! Lekehjørnet:
Tel: 712 193 63
MOSJØEN, Hobbycenter:
Tel: 551 701 70
MYSEN, Ringo Mysen:
Tel: +31 (0)23 64 59 88
NARVIK, Ringo Barnas Verden:
Tel: 769 465 05
NESBRUNN, Ringo Holmsenteret:
Tel: 667 794 10
OSLO, Notabene Lambertseter:
Tel: 22 805 51
OSLO, Outland Paleet:
Tel: 22330410
SANDNES, Osaeland Hobby:
Tel: 516 615 09
SANDNESØYEN, Ringo Sandnessjøen:
Tel: 751 512 17
SANDVIKA, Hobby Larsen:
Tel: 675 401 07
SKIEN, Sokratis Hobby Gården:
Tel: 355 287 64
SOLA, Ringo Sola Gaver Og Leker:
Tel: 516 517 63
STAVANGER, Outland:
Tel: 51 938800
TROMSØ, Tromsø Bruktbokhandel:
Tel: 776 869 74
TRONDHEIM, Outland:
Tel: 705 201 45
TRONDHEIM, Tronderfrim:
Tel: 735 208 40
TØNSBERG, Brio Bamse Farmarstredet:
Tel: 333 167 90
TØNSBERG, Gledeshuset:
Tel: 922 127 07
TYSNEST, Ringo Tysnet Bokhandel:
Tel: 624 800 38

PHILIPPINES



QUEZON CITY, Neutral Grounds:
Tel: 00 11 63 264 8982

POLAND



BIALYSTOK, Department Gier:
Tel: 0048 857443360
BIELSKO BIALA, Gnom:
Tel: 0048 33 8213452
BIELSKO BIALA, Warg:
Tel: 0048 601242666
BYDGOSZCZ, Wszystko Gra:
Tel: 0048 608641909
CZESTOCHOWA, Strateg:
Tel: 0048 60187787
GDANSK, GameOx:
Tel: 0048 58 346 1221
GDANSK, Iskra:
Tel: 0048 58 5201952

Do you want to become an
INDEPENDENT STOCKIST?
Games Workshop is the largest and the most successful tabletop fantasy and futuristic battlegames company in the world. For more information on how to become an Independent Stockist, contact one of our dedicated specialists on 08700 134411 or visit our website:
www.games-workshop.com

GDANSK, Rebel Centrum Gier:
Tel: 0048 58 3470204

GDANSK, Spider Games:
Tel: 0048 58 5119333

GDYNIA, Future:
Tel: 0048 501561066

JAWORZNO, Mgl'a:
Tel: 0048 501377771

KATOWICE, Bard:
Tel: 0048 32 2571817

KIELCE, Wargamer:
Tel: 0048 501439135

KRAKOW, Bard:
Tel: 0048 126320735

KRAKOW, Imperium Gier:
Tel: 0048 696116930

KRAKOW, Sklep Smok:
Tel: 0048 12 4330110

LEGNICA, Sklep Feniks:
Tel: 0048 694606618

LODZ, E-link:
Tel: 0048 42 6821326

LODZ, Gamelord:
Tel: 0048 42 6311161

LUBLIN, Krzys:
Tel: 0048 81 5320195

OPOLE, HMS Computers II:
Tel: 0048 77 4547413

OSTROW WIELKOPOLSKI, Centrum Gier Arena:
Tel: 0048 694877877

PILCHOWICE, Imperator FF:
Tel: 0048 662250291

POZNAN, Bard:
Tel: 0048 61 8538277

POZNAN, Bard:
Tel: 0048 61 8536195

POZNAN, Wilczek:
Tel: 0048 503628888

POZNAN/TORUN, Bitewniaki:
Tel: 00 48 603873135

RADOM, Wargamer:
Tel: 0048 48 3810635

SWIDNICK, Monolith Icon:
Tel: 0048 664995277

SWIEBODZIN, Czempion:
Tel: 0048 606229457

SZCZECIN, Fenix:
Tel: 0048 609594995

SZCZECIN, Warlord:
Tel: 0048 91 8867304

TORUN, Sklep Papierniczy:
Tel: 0048 56 6522593

WARSZAWA, Faber i Faber:
Tel: 0048 22 8491684

WARSZAWA, Games World:
Tel: 0048 22 312373

WARSZAWA, Graal Blue City:
Tel: 0048 22 3117627

WARSZAWA, Graal CF Skorozce:
Tel: 0048 22 8027595

WARSZAWA, Graal Galeria Mokotow:
Tel: 0048 22 5413318

WARSZAWA, Hobbyt:
Tel: 0048 22 8340206

WARSZAWA, Komikslandia:
Tel: 0048 22 6541088

WARSZAWA, Modelarski Dom Handlowy Chemicat:
Tel: 0048 22 8649917

WARSZAWA, Modelarski Dom Handlowy Chemicat:
Tel: 0048 22 6432718

WARSZAWA, Morion:
Tel: 0048 22 4239120

WARSZAWA, Panda Zabawki:
Tel: 0048 22 8264461

WARSZAWA, Replikator.pl:
Tel: 0048 22 4853220

WARSZAWA, SIS:
Tel: 0048 22 8269100

WARSZAWA, Skladnica Harceerska SKAUT:
Tel: 0048 601242666

WARSZAWA, Starty Swiat:
Tel: 0048 22 8992976

WARSZAWA, Wargamer:
Tel: 0048 22 6224296

WROCLAW, Bard:
Tel: 0048 713417422

WROCLAW, Ogrynn:
Tel: 0048 71 3771872

WROCLAW, Pracownia Fantasyczna:
Tel: 0048 71 3548344

WROCLAW, Sfan.pl:
Tel: 0048 71 3544344

ZIELONA GORA, Level:
Tel: 0048 603235160

ZYWIEC, Model-Fan:
Tel: 0048 600630805

PORTUGAL

ALCABIDECHÉ, CascaisPress:
Tel: +351 21 600 530

CARCAVELOS, Escala Directa
Tel: +351 241 581 257

ERICIEIRA, Tabacaria Ovina:
Tel: +351 261 863 661

LARANJEIRO, Discoeuropa:
Tel: +351 212 501 463

LISBOA, Fnac:
Tel: +351 219 404 700

LISBOA, Lojas Arena:
Tel: +351 213 155 580

LISBOA, Puros e Companhia:
Tel: +351 217 156 791

LISBOA, Rocha & Vasconcelos - Dentinho:
Tel: +351 213 833 257

LISBOA, Sete Rios Tabacarias:
Tel: +351 217 222 202

MIRAFLORES, Brinca Riscos e Rabiscos:
Tel: +351 214 104 908

PAIVAS, Brinca Brincando:
Tel: +351 212 254 801

PALMELA, Devir Livraria, Lda:
Tel: +351 212 139 440

PORTO, Lojas Arena:
Tel: +351 222 011 388

SINES, Galeria BT:
Tel: +351 269 632 511

TELHEIRAS, Tabak:
Tel: +351 217 165 574

TORRES VEDRAS, Papelaria União:
Tel: +351 261 314 186

ROMANIA

BUCHAREST, Hobby Games:
Tel: 00 40 21 3231 431

RUSSIA

KRASNODAR, Alegriis-Jug (South):
Tel: 7095928337

MINSK, Valahanovich ent:
Tel: 008029 6358212

MINSK, Valahanovich ent:
Tel: 008029 6548426

MOSCOW, Alegriis:
Tel: +74959368 337

MOSCOW, Alegriis:
Tel: +74959137 5868

MOSCOW, Alegriis:
Tel: +74999261 5075

MOSCOW, Club TM:
Tel: +74959313 6441

MOSCOW, Detskiy Mir:
Tel: +74959291 2221

MOSCOW, Detskiy Mir:
Tel: +74959730 7731

MOSCOW, Detskiy Mir:
Tel: +74959313 6441

MOSCOW, Detskiy Mir:
Tel: +74959229 8692

MOSCOW, Detskiy Mir:
Tel: +7495938 2655

MOSCOW, Detskiy Mir:
Tel: +74959350 0761

MOSCOW, Detskiy Mir:
Tel: +74959405 6294

MOSCOW, Hobby and Tabletop Games:
Tel: +74959722 5675

MOSCOW, Little Genius:
Tel: +74959291 2147

MOSCOW, Mr Hobby:
Tel: +74959661 8893

MOSCOW, Urfin Juice:
Tel: +74959784 6355

MOSCOW, Wonderful World:
Tel: +74959793 4433 *132

NORILSK, Na Styke Mirov:
Tel: 008029 6348426

NOVOSIBIRSK, Icehummerr:
Tel: 7095970664

SARATOV, Detskiy Mir:
Tel: 64 5840

ST PETERSBURG, Art-Miniatures:
Tel: +70812633 3195

TAMBOV, Hobby and Igrushki:
Tel: 0075 2728811

SERBIA/MONTENEGRO

BELGRADE, ANET Hobbystore:
Tel: 00 381 11 3612 525

BELGRADE, ANET Hobbystore:
Tel: 00 381 11 2652236

BELGRADE, EXIT Hobby store:
Tel: 00381 11 62 78 27

BELGRADE, White Dragon:
Tel: 00 381 6382722

NOVI SAD, Dragon:
Tel: 00 381 11 636 24038

NOVI SAD, Valhala:
Tel: 00 381 21315338

PODGORICA, Neutron Podgorica:
Tel: 00 381 69 060 649

ZREJANIN, Takeda:
Tel: 00 381 2364572

SINGAPORE

SINGAPORE, Comics Mart PTE Ltd:
Tel: 6883 2724

SINGAPORE, Comics Mart PTE Ltd:
Tel: 6836 9069

SINGAPORE, Comics Mart PTE Ltd:
Tel: 65 6462 2751

SINGAPORE, Forgeworks Hobbies:
Tel: 65 6438 5995

SINGAPORE, Paradigm Infinitum Pte Ltd:
Tel: 65 6734-3858

SLOVAKIA

BRATISLAVA, Madmaxon:
Tel: 421 2 524 927 87

KOMARNO, Jonako SRO:
Tel: +36704550489

KOSICE, Draco:
Tel: +421557296557; +421905518060

SPISSKA NOVA VES, War Gaming:
Tel: +421903219195

SLOVENIA

LJUBLJANA, Crna Lujkija:
Tel: 00386 5903120

SOUTH AFRICA

BELVILLE, The Boys and Mens Hobby Shop:
Tel: 0027 21 914 8688

BLOEMFONTEIN, The Games Dungeon:
Tel: 0027 7 851 9970

CAPETOWN, Pastimes Retail:
Tel: 0027 21 421 1191

CAPETOWN, Wizards Books and Games:
Tel: 0027 21 683 0360

CAPETOWN, World of Wargames:
Tel: 0027 21 701 4649

DORINGKLOOF, Battle Planet:
Tel: 00 27 8245 9383

DURBAN, The Hobby Specialists:
Tel: 0027 31 566 4806

EAST LONDON, Slaters Toy Magic:
Tel: +27 43 7265762

EDENVALE, Plastiks:
Tel: 0027 82 783 1489

GAUTENG, The Underground:
Tel: +27 11 795 3946

JOHANNESBURG, Esswex Retail:
Tel: 0027 11 8883619

JOHANNESBURG, Outer Limits Johannesburg:
Tel: 0027 11 482 3771

JOHANNESBURG, Outer Limits Pretoria:
Tel: 0027 12 342 4360

JOHANNESBURG, Wizards Book and Games:
Tel: 0027 11 890 9253

JOHANNESBURG, Warfair:
Tel: 0027 82 431 2242

JOHANNESBURG SOUTH, Dragons Den:
Tel: 0027 11 432 3996

MENLYN, Top CD:
Tel: 0027 12 361 3122

PIETERMARITZBURG, Games Direct:
Tel: +27 33 312 9978

RUSTENBURG, Warrery:
Tel: 0027 72 910 2608

UMLANGA, The Hobby Specialists:
Tel: 0027 31 566 4006

SOUTH KOREA

SEOUL, Ore Town:
Tel: 026 402 5946

SWEDEN

GW GÖTEBORG
Drottninggatan 52, 411 07,
Tel: 031 133958

GW STOCKHOLM:
Regeringsgatan 30, 111 53,
Tel: 08-21 38 40

GÖTEBORG, Wizard Games:
Tel: 031-51 41 50

KARLSTAD, Spel och Fantasi:
Tel: 054 15 10 70

STOCKHOLM, Science Fiction Bokhandeln:
Tel: 08-21 50 52

UMÄÄ, Fantasia:
Tel: 090-27 03 60

UPPSALA, Prisfyndet:
Tel: 018-10 66 07

STORE FINDER KEY

GAMES WORKSHOP HOBBY CENTRE
(*) Indicates Gaming Room facilities.

PREMIUM STORE
Stocks the complete Games Workshop range and offers a hobby gaming and painting service.

INDEPENDENT STOCKIST
Official sellers of Games Workshop products.*

NEW STORE OPENING
Indicates new stores and stockists.

* To be sure they have what you want in stock, we recommend calling the store first.

ARVIKA, Perry Data:
Tel: 0570-106 69

AVESTA, Vega Video:
Tel: 0226260078

ESKILSTUNA, Lasses Leksaaker:
Tel: 0161-303 33

FALKENBERG, Lekcenter:
Tel: 346 807 60

FRITSLA, Fritsla Hobby:
Tel: 0320 70166

GÄVLE, Hobbyshopen:
Tel: 026-18 62 99

GÖTEBORG, Toys Leksaaker & Hobby:
Tel: 031 459401

HALMSTAD, Lekcenter:
Tel: 035 159175

HAPARANDA, Barnens Hus:
Tel: 0922-326 66

HUDDINGE, Humlan Lek & Hobby:
Tel: 08-689 8885

KALMAR, Lek & Hobby:
Tel: 04082071

KARLSKOGA, Leklädan:
Tel: 056 62 38 33

KARLSKRONA, Leksaakshuset:
Tel: 0455 24082

KATRINEHOLM, Game Maniacs:
Tel: 0150 12032

KIRUNA, Lekshuset Lekia:
Tel: 0990-825 65

KRISTIANSTAD, Spel på Vallgatan:
Tel: 044 101091

KUNGSBACKA, Lek & Hobby:
Tel: 030014136

LAHOLM, Lekia:
Tel: 043010069

LIDKÖPING, Game Maniacs:
Tel: 0705 190274

LINDESBERG, Juntan:
Tel: 070 25 11 343

LINKÖPING, Sagoland:
Tel: 013122290

LJUNGBY, Lekman:
Tel: 0372 13481

LULEÅ, Barnens Hus:
Tel: 0920220095

LULEÅ, Iocus:
Tel: 0920-68954

LUND, Spel på Clemenstorget:
Tel: 046 127810

MALMÖ, Spel på Djäknegatan:
Tel: 040 120410

NORRKÖPING, Hobbyhjärnan:
Tel: 011162120

NORRKÖPING, Lekshuset:
Tel: 011287070

NYKÖPING, Laka TV-spel:
Tel: 0155281000

ÖRNINGE, Hobbies:
Tel: 087152501

PITEÅ, Barnens Hus:
Tel: 091119910

SALA, Elons Leksaaker:
Tel: 022-41 03 14

SKELLETEÅ, Lek & Hobby:
Tel: 0910-129 80

SKÖVDE, Partaj:
Tel: 0510-794 99

STOCKHOLM, Arcane:
Tel: 08-26 26 28

STOCKHOLM, Brio Högdalen:
Tel: 08 749 1146

STOCKHOLM, Dragons Lair:
Tel: 08 654 60 50

STOCKHOLM, Hobbies Hammarby Sjästad:
Tel: 0852244800

SUNDSVALL, Orion Spel:
Tel: 060-135 947

TÄBY, Täby Hobby & Prylar
Tel: 09-510 50526

TRANÅS, Lekia:
Tel: 0140 13843

TJUMBA, Leksaakshuset:
Tel: 08-330 380 00

UMÄÄ, Increate:
Tel: 090-196 580

UPPLANDS VÄSBY, Barnens Hus:
Tel: 08-626 99 40

VÄRBERG, Fyndmagasinet:
Tel: 0340 678590

VÄLLINGBY, Hobby For Alla:
Tel: 070-7523724

VÄSTERÅS, Zetterlund:
Tel: 021 10 44 91

VÄSTERVIK, Lekstugan:
Tel: 0490303771

VÄXJÖ, Heiligs Håla:
Tel: 047 02 18 60

VIMMERBY, Brio Vimmerby:
Tel: 049231188

VISBY, Lekstugan:
Tel: 0498-21 50 50

YSTAT, Tv Spelshörrnan:
Tel: 041166680

ÄNGELHOLM, Leksaaksmagasinet:
Tel: 0431 80527

ÖREBRO, Modellex AB:
Tel: 019 611 15 34

ÖRNSKÖLDSVIK, Lajbans:
Tel: 060803100

ÖSTERSUND, Hobbyboden:
Tel: 063513310

TAIWAN

TAIWAN 806, Games 'R' Us:
Tel: 001164 9489 2758

THAILAND

BANGKOK, Fantasia(TS Toys):
Tel: 66 8 9773 1379

UKRAINE

DNEPROPETROVSK, Book Shop (Goblin):
Tel: 00 380 675 648 558

DONETSK, Maugli:
+38 044 4567671

KHARKOV, Aladdin Toy Store:
Tel: 00 380 577 157 738

KIEV, Budinok Igroshkek:
Tel: 00 380 4457 851121

KIEV, Budinok Igroshkek:
Tel: 011162120

KIEV, Budinok Igroshkek:
Tel: 00 380 445 733 979

KIEV, Budinok Igroshkek:
Tel: 00 380 445 821 385

KIEV, Budinok Igroshkek:
Tel: 00 380 442 380 138

KIEV, Budinok Igroshkek:
Tel: 00 380 444 567 671

KIEV, Charge:
Tel: 0038044567671

KIEV, Kinder Land:
+38 044 4567671

KIEV, Novi Skazka:
Tel: 00 380 442 872 702

ODESSA, Mashtabniye Modell:
+38 044 4567671

ODESSA, Models:
Tel: 00 380 505 622 277

SEVASTOPOL, Sevmodel:
Tel: 00 380 953 965 400

VINITSA, Spellscape:
Tel: 00 380 634 409 091

UNITED ARAB EMIRATES

DUBAI, Bishops Trading:
Tel: 00971359487870



Club Directory

Gaming clubs are groups of fellow gamers and hobbyists who meet regularly to enjoy the hobby together.

THE GAMES WORKSHOP CONNECTION

The Gaming Club Network (GCN) is a volunteer organisation which was started in 1999 to bring together like-minded clubs for lots of gaming fun.

GCN registered clubs work closely with Games Workshop on events like Games Day, Conflict events and Campaign Weekends, making them an integral part of the Games Workshop hobby. Use the club listing to find a GCN gaming club near you and get involved.

The GCN strives to meet the following objectives:

- Promote good communications between Gaming Clubs and Games Workshop.
- Assist in the running of local gaming events.
- Support other clubs' activities.
- Assist in the running of games at the national level.
- Provide a forum for Gaming Clubs.
- To facilitate club development and growth.
- To create a safe environment for people to play in.

THROW DOWN THE GAUNTLET!

Whether you are new to the hobby or a veteran gamer, GCN clubs are an ideal place to find and challenge new opponents. Play in campaigns, leagues and tournaments in a friendly environment with fantastic scenery, all created by dedicated hobbyists like you.

SETTING UP YOUR OWN GAMING CLUB

If you would like to set up your own Gaming Club please contact Bek Hawkby, our Community Coordinator on 0115 900 4821, who will give you advice on the basics of setting up and running a club. This includes providing packs for schools, libraries, independent clubs and information on the GCN.

Please note, if you are want to set up a gaming club in a school we will need to speak to a teacher or member of staff before we can register your club.

VISIT THE GCN ONLINE AT WWW.GCNM.ORG.UK

GCN membership guarantees the highest standard of customer service and safety. As part of our ongoing commitment to our customers, we do not promote any club outside of the Gaming Club Network.

AVON

GCN BRISTOL,
Bristol Vanguard:
Contact: Jay Goldfinch
Tel: 0773 727 3108
E-mail: vanguardjay@yahoo.co.uk

GCN BRISTOL,
Portbury Knights:
Contact: Alan Vowles
Tel: 07771 985488

BEDFORDSHIRE

GCN BEDFORDSHIRE,
Bedford Gladiators Association:
Contact: David Wilkin
Tel: 0779 1559297
E-mail: gladiators4uk@yahoo.co.uk

BERKSHIRE

GCN BRACKNELL,
Bracknell Forest Gamers:
Contact: Dan Curry
E-mail: d.curry@talk21.com

GCN MAIDENHEAD,
MAD Gamers:
Contact: Rupert Oldcorn
E-mail: madgamesmaster@yahoo.co.uk

GCN READING,

The Spiky Club:
Contact: David Cole
E-mail: spikyclub@hotmail.co.uk

BIRMINGHAM

GCN DUDLEY,
Dudley Darklords:
Contact: Paul Sheldon
Tel: 01384 288 360

GCN SUTTON COLDFIELD,
The Immortals:
Contact: Gerald Osborn
Tel: 07854 023 152
E-mail: gerald-osborn@hotmail.com

GCN WALSALL,
Warlords of Walsall:
Contact: Martyn Furnival
Tel: 07717 475047
E-mail: martynfurnival@blueyonder.co.uk

GCN WOLVERHAMPTON,
Da Boyz Club:
Contact: Darren Pugh
Tel: 07790 507 551
E-mail: daboyzclub@googlemail.com

BUCKINGHAMSHIRE

GCN HIGH WYCOMBE,
Armageddon Inc.:
Contact: James Schofield
Tel: 01494 865 905

CHANNEL ISLANDS

GCN BREADES,
Jersey Privateers Gaming Club:
Contact: Paul Noel
Tel: 01534 738192
E-mail: noelwarlock@aol.com

CHESHIRE

GCN CHESTER,
Royal Guild of Minted Boards:
Contact: Christopher Fry
Tel: 07976 878732
E-mail: chris.fry@rupfilms.com

GCN CHELTENHAM,
Hyde Clarendon Strategy Games Club:
Contact: Paul Mather
E-mail: paul.mather@tameside.ac.uk

GCN MACCLESFIELD,
Maccwargames:
Contact: Duncan Harradine
Website: www.maccwargames.org.uk
E-mail: harradine2002@yahoo.co.uk

GCN STOCKPORT,
Stockport Slayers:
Contact: Laura Kelly
E-mail: marplemarauder@hotmail.com

GCN WARRINGTON,
Northern Warlords:
Contact: Anthony Spiers
Tel: 0779 313 3077
E-mail: anthony.spiers@btinternet.com

CLEVELAND

GCN CLEVELAND,
East Cleveland Warsmiths:
Contact: James Adams
Tel: 07964771754
E-mail: james-borders@live.co.uk

GCN MIDDLESBROUGH,
Middlesbrough Gamers Club:
Contact: Paul Crosby
Tel: 07909714774
E-mail: xlblaze@gmail.com

GCN REDCAR,
Redcar Ironbeards:
Contact: Ian Wildewson
Tel: 01642 503207

CORNWALL

GCN BUDE,
Dice and Dagger:
Contact: Kurt Baker
E-mail: cello@ferrow@aol.com

GCN CORNWALL,
West Cornwall Games Club:
Contact: Neil Sharp
E-mail: neilsharp@aol.com

CUMBRIA

GCN WINDERMERE,
North West Warriors:
Contact: Adam or Davinia Turner
Tel: 07825 511 867
E-mail: north_west_warriors@hotmail.com

DERBYSHIRE

GCN CHESTERFIELD,
COGS:
Contact: Anthony Barnes
Tel: 0794 425 8764
E-mail: awb1@btinternet.com

GCN DERBY,
Derby Wargames Society:
Contact: Ben Curry
Tel: 07909 704 565
E-mail: bencurry@derbywargamesociety.co.uk

GCN HASSOCKS,
Clayton Warlords:
Contact: Roger Smith
Tel: 0771 556 296
E-mail: roger_gs_smith@hotmail.com

GCN RIPLEY,
Ripley Terror Troopers:
Contact: Judith Hawcroft
Tel: 01773 743 321
E-mail: judith.hawcroft@derbyshire.gov.uk

DEVON

GCN EXETER,
Rygas Roughnecks:
Contact: John Gentle
Tel: 0773 435 2425
E-mail: ooksqueak@hotmail.com

GCN PLYMOUTH,
Cross Swords Gaming Club:
Contact: Anthony Gross
Tel: 01752 837 133
E-mail: enquiries@cross-swords.co.uk

GCN PLYMOUTH,
Plymouth Association of Wargamers:
Website: www.plymouthwargames.co.uk

DORSET

GCN POOLE,
Battlescar:
Contact: Paul Cleveland
Tel: 01202 385 632
E-mail: paul@battlescar.co.uk

GCN BOURNEMOUTH,
Wessex Wyverns:
Contact: Christian Williams
Tel: 01202 574 298
E-mail: christian@wessexwyverns.org.uk

ESSEX

GCN CHELMSFORD,
Chelmsford Bunker:
Contact: Gareth Williams
Tel: 01245 38542
E-mail: edgareth@sky.com
Website: www.bunkerassault.co.uk

GCN ESSEX,
Essex Warhounds:
E-mail: jamesculd@aol.com

GCN COLCHESTER,
Colchester Games Club:
Contact: Colin Wilson
E-mail: info@colchestergamesclub.org.uk

GCN SOUTHEND,
Southend Toy Soldiers Club:
Contact: Paul Gayner
Tel: 07891 666 641
E-mail: clubenquiries@bolttun.com

GCN SOUTHEND,
Warzone: Southend:
Contact: Michael Ryan
Tel: 01269 694805
E-mail: warzonesouthend@sky.com

GCN THURROCK & ROMFORD,
Tempus Fugitives:
Contact: Stuart Mackness
Tel: 07809 154020
Website: www.tempusfugitives.co.uk

HAMPSHIRE

GCN BASINGSTOKE,
Sad Muppets Society:
Contact: David Offen-James
E-mail: david@sadmuppets.org

GCN PORTSMOUTH,
Battle Force Pompey:
Contact: Amanda Rutter
Tel: 07769 707 995
E-mail: amanda_rutter@hotmail.com

GCN PORTSMOUTH,
Hammer N Ales:
Contact: Daniel Few
E-mail: sonemf@hotmail.co.uk

GCN PORTSMOUTH,
Shadowspawn:
Contact: Gary Donaldson
Tel: 07882 360669

GCN PORTSMOUTH,
Solent Warriors:
Contact: Ben Calvert-Lee
Tel: 0798 507 9932

HEREFORDSHIRE

GCN HEREFORD,
Spread Eagle Wargames Society:
Contact: Tim Hill
Tel: 07748 18 9929
E-mail: sixtyxixsnow@aol.com

KENT

GCN ASHFORD,
Stanhope Gaming Group:
Contact: Simon Cannon
Tel: 01233 663 996
E-mail: scannon@ap-ac.co.uk

GCN GRAVESEND,
Gravesend Gamers Guild:
Contact: Paul Savers
E-mail: zengai@blueyonder.co.uk

GCN TUNBRIDGE WELLS,
Tunbridge Wells Wargame Society:
Contact: Colin Stone
Tel: 01753 340 9211
E-mail: colin@castone.freeserve.co.uk

LANCASHIRE

GCN LANCASHIRE,
Coppull & Chorley Knights:
Contact: Jonathan Taylor-Yorke
Website: www.cack-wargamesclub.org.uk

LEICESTERSHIRE

GCN ARNESBY,
Leicestershire Warriors Wargaming Club:
Contact: Patrick Foster
Tel: 0756 816 2471
E-mail: pwfost@yahoo.co.uk

GCN LEICESTER,
Leicester Fat Kats:
Contact: Antony Evans
Tel: 07903391227
E-mail: anton970@yahoo.com

GCN LEICESTERSHIRE,
SQU.I.G.:
Contact: Adam Hutchison
Tel: 0797 050 7179
E-mail: ah154@leicester.ac.uk

GCN LOUGHBOROUGH,
Loughborough 1st and Only:
Contact: Matt Sully
E-mail: zeemaus@aol.com

LINCOLNSHIRE

GCN LINCOLN,
Gobstyks:
Contact: Chris Simmons
Tel: 07748 102 616
E-mail: brucecally@hotmail.com

LONDON

GCN CLAPHAM,
Clapham Wargames Guild:
Contact: Thomas Petit
Tel: 07966 969 309
E-mail: info@claphamwargames.org.uk

GCN LONDON,
Brent Cross Imps:
Contact: Daniel Hompage
Tel: 07801 776890
E-mail: mouse_of_danger@hotmail.com



Warhammer World has played host to many GCN Gaming Club events.

GCN WANSTEAD,
Tanelorn Wargames Club:
Contact: Barry Pitman
Tel: 07596747719
E-mail: twgc_contact@tanelornwgc.org

GCN WATFORD,
Watford Wargames Federation:
Contact: Bob Long
Tel: 020 89306756

MERSEYSIDE
GCN LIVERPOOL,
Liverpool Gaming Guild:
Contact: Leon Lynch
E-mail: club.leon@hotmail.co.uk

NORFOLK
GCN NORTH WALSHAM,
Blackfish:
Contact: Dave Hicks
Tel: 07877 312 874

GCN NORWICH,
Aftermath:
Contact: Lee Lowe
Tel: 07921 859 581
E-mail: lee.aftermath@btinternet.com

GCN OLD BUCKENHAM,
Old Buckenham Bone Crushers:
Contact: Paul Girling
Web: www.bashamandthebucks.co.uk/wargames

GCN WYMONDHAM,
Wymondham Wanderers:
Contact: Barry McCarthy
Tel: 07960 995 982
E-mail: xanda1@msn.com

NORTHAMPTONSHIRE
GCN NORTHAMPTON,
Northampton Warlords:
E-mail: northamptonwarlords@hotmail.co.uk

GCN RUSHDEN,
Phoenix Gaming Club:
Contact: Carl King
Tel: 07979 281350
E-mail: carlking1@btinternet.com

NORTHUMBERLAND
GCN BLYTH,
Northumbrian Adventurer's Guild:
Contact: Mark Anderson Coulter
Tel: 0772 766 7398
E-mail: baldyorc@hotmail.co.uk

NOTTINGHAMSHIRE
GCN KIRKBY IN ASHFIELD,
K.I.A.:
Contact: Che Webster
Tel: 07505 124 660
E-mail: blackfacon@btopenworld.com

GCN NOTTINGHAM,
Da Wot Notts:
Contact: Russel Davies
Tel: 0753 839 4496
E-mail: kainsblod2007@yahoo.co.uk

GCN NOTTINGHAM,
1st Company Veterans:
Contact: Paul Welsh
Tel: 0115 916 7041
E-mail: paul.welsh19@btopenworld.com

GCN SUTTON IN ASHFIELD,
Last Bastion Gaming Club:
Contact: Lee Groves
Tel: 07814 025 722
E-mail: bastion.gaming@btopenworld.com

OXFORDSHIRE
GCN ABINGDON,
Abingdon Wargames Club:
Contact: Steve Evans
Tel: 07751 802 632
E-mail: roger_gs.smith@hotmail.com

GCN OXFORD,
Oxford Gaming Club:
Contact: Mike Sharp
Tel: 07802 764143
E-mail: mike.sharp4@btopenworld.com

PETERBOROUGH
GCN YAXLEY,
Norman Cross Crusaders:
Contact: Justin Eashy
E-mail: jertsk@aol.com
Web: normancrosscrusaders.org.uk

SHROPSHIRE
GCN SHREWSBURY,
Gatekeepers Wargames Club:
Contact: James Sherry
E-mail: info@gatekeepers.me.uk

GCN TELFORD,
S.T.A.G.S Telford:
Contact: Carl Evans
Tel: 01952 597927
E-mail: phoenix22@btopenworld.com

SOUTHPORT
GCN Southport,
Lost Boys Wargaming Club:
Contact: Paul Heron
Tel: 0796 300 1468
E-mail: bez14badkarma@btopenworld.com

STAFFORDSHIRE
GCN CANNOCK,
Games Club Cannock:
Contact: Richard Bryce-Nye
Tel: 01543 459 229
E-mail: lornrich@bricnye.fsnet.co.uk

GCN TAMWORTH,
TGC:
Contact: Phil Hannigan
Tel: 01827 287446
E-mail: philhannigan2002@yahoo.co.uk

SUFFOLK
GCN ASSINGTON,
Suffolk and Essex Gamers:
Contact: Mark Aldhouse
Tel: 01440 785589

GCN BECCLES,
Band of Gamers:
Contact: Bryan Armstrong
Tel: 0150 271 1414

GCN BECCLES,
Crypt Keepers:
Contact: Christine Worster
Tel: 07913 606 549 (after 6pm)

GCN BECCLES,
Curious Dwarf:
Contact: Giles Robinson
Tel: 079222 36460
E-mail: gizarfious@btopenworld.com

GCN IPSWICH,
Swarm Wargames Club:
Contact: Matt Holden
Tel: 01473 827 208
E-mail: matt@holdenhouse.freeserve.co.uk

GCN NEWMARKET,
Newmarket Dwarf Wargames Society:
Contact: Mark Haynes
E-mail: mark.haynes@capegemini.com

SURREY
GCN GUILDFORD,
Guildford Games Club:
Contact: Ben Lee
Tel: 07799 691188
E-mail: ben@plasticman.biz

GCN MITCHAM,
Mitcham Marauders:
Contact: Jason Fowler
Tel: 0776 340372
E-mail: mitchammarauders@hotmail.co.uk

GCN TOLWORTH,
Tolworth First Founding:
Contact: Peter Corps
Tel: 07788 790136

GCN WOKING,
1st Founding:
Contact: Ashley Homewood
Tel: 0193 278 7445

SUSSEX
GCN BOGNOR REGIS,
BRGA:
Contact: Frank Hill
Tel: 07896 319 683
E-mail: mriankhill@yahoo.com

GCN BRIGHTON,
Brighton Warlords:
Contact: Peter Cooke
Tel: 0797 409 4240
E-mail: peter.cooke423@btopenworld.com

GCN BRIGHTON,
Gambit Games UK:
Contact: Gareth Wynn
E-mail: gareth.wynn80@btopenworld.com

GCN CRAWLEY,
Crawley Magic and Tabletop Games:
Contact: Mark Lane
Tel: 07921 555 129
E-mail: mark.templar@googlemail.com

GCN EASTBOURNE,
Eastbourne Elemental:
Contact: Luke May
Tel: 0787 790 9125
E-mail: lukes.weatherlight@gmail.com

GCN HASOCKS,
Clayton Warlords:
Contact: Roger Smith
Tel: 0771 556 296
E-mail: roger_gs.smith@hotmail.com

GCN SEAFORD,
Outpost 47:
Contact: Mark White
Tel: 07533 574 601
E-mail: mark@froggenut.co.uk

GCN WALBERTON,
Walberton Wargames:
Contact: Mike Roddham
Tel: 01245 554185
E-mail: walbertonwargames@yahoo.co.uk

WILTSHIRE
GCN CALNE,
Calne Gaming Club:
Contact: David Povers
Tel: 07901 684 865

GCN SWINDON,
SWAT:
Contact: John Hest
Tel: 01793 692 938
E-mail: jfhest@btinternet.com

GCN SWINDON,
Swindon and District Wargames:
Contact: Paul Nettle
Tel: 01793 700609
E-mail: nettle.tribe@ntlworld.com

YORKSHIRE
GCN DONCASTER,
Doncaster Wildcats:
Contact: Carl Cooke
Tel: 07851481282
E-mail: sixthkraven@hotmail.co.uk

GCN HALIFAX,
Pennine Raiders:
Tel: 0142 236 9834
E-mail: hardp@btopenworld.com

GCN HARRGATE,
Harrigate & Ripon District Gamers:
Contact: Patrick Stoddart
Tel: 07810 317 456
E-mail: pat_maximos@hotmail.com

GCN HUDDERSFIELD,
Cellar Dwellers:
Contact: Richard Ambler
Tel: 07984 11 3974
E-mail: ubersquack@yahoo.co.uk

GCN LEEDS,
Night Owls:
Contact: Steve Nolan
Tel: 0113 225 0461

GCN LEEDS,
Leeds Games Club:
Contact: Bob McPherson
Tel: 0783 149 5512
E-mail: rampcph@btopenworld.com

GCN OSSETT,
Ossett Wargames Club:
Tel: 0192 426 4064
E-mail: paulgrace@btopenworld.com

GCN SHEFFIELD,
Dysartes:
Contact: Nick Johnson
Tel: 07743 388081
E-mail: webmaster@dysartes.com

GCN YORKSHIRE,
York Garrison:
Contact: Robert Jenkins
Tel: 0796 727 7994
E-mail: precincitomega@googlemail.com

SCOTLAND
GCN ARGYL & BUTE,
Helensburgh Patriot Games Club:
Contact: Clare Jeffrey
Tel: 01436 976 126
E-mail: clarejeffrey@btopenworld.com

GCN CAITHNESS,
Northern Knights:
Contact: Dave Yeomans
Tel: 0784 976 0048
E-mail: recceboss@btopenworld.com

GCN DUNFIRMLINE,
Dunfirmline Wargaming and
Roleplay Fellowship:
Contact: Brian Forrester
E-mail: dwarfclub@aol.com

GCN EDINBURGH,
Edinburgh League of Gamers:
Contact: Andy Meechan
E-mail: leagueofgamers-owner@yahoo.co.uk

GCN FIFE,
The Gaming Kingdom:
Tel: 07834699774
E-mail: the_gaming_kingdom@yahoo.co.uk

GCN GLASGOW,
St Aiden Warriors Club:
Contact: Alan Hobbs
E-mail: macdonalds137@hotmail.com

GCN INVERNESS,
Da Klub:
Contact: Stephen Miller
Tel: 07876 571222
E-mail: steveindex@aol.com

GCN KIRRIEMUIR,
Kirriemuir Wargames Club:
Contact: David Tulloch
E-mail: david.tulloch1@tesco.net

GCN RENFREW,
WPAS:
Contact: Andy Thompson
Tel: 0141 886 2466
E-mail: athompson@jags24.freeserve.co.uk

GCN STIRLING,
Stirling Wargames:
Contact: Paul Brooks
Tel: 01786 450 062
E-mail: paul@treeandleaf.plus.com

WALES
GCN BRIDGEND,
Bridgend YMCA Gamers Club:
Contact: Bill Evans
Tel: 01665 676 6134
E-mail: billdragon1@btopenworld.com

SAFETY IN THE COMMUNITY

GCN membership guarantees the highest standard of customer service and safety. As part of our ongoing commitment to our customers and hobbyists, we do not promote any gaming clubs outside of the Gaming Club Network.

AVAILABLE TO ORDER

Every product in our ever-expanding range is available to order, and ordering them directly from Games Workshop ensures that you get exactly what you want, when you need it.

You can order ANY current Games Workshop product, including our Collectors Range, Bitz Packs, Specialist Games range and those models that are exclusively 'available to order'. Whether you want to place an order for

the latest Bitz Pack for that bespoke conversion, or simply pre-order the latest miniatures, ordering directly from Games Workshop is quick and convenient. There are four main ways to get your hands on the latest products.

1 ONLINE



Our online store offers a fast and convenient service that allows you to order anything from our entire range, and have it delivered straight to your door. Games Workshop online ensures that your order is just a click away, 24-7!

- Register for the Games Workshop website to gain personal recommendations, store products in your personal Wish List, save your favourite articles, receive your free monthly newsletter, and more.
- We aim to despatch all orders within three days, straight to your door, or FREE to the Hobby Centre of your choice.

www.games-workshop.com

2 HOBBY CENTRES



All of our Hobby Centres carry a large range of products, but there simply isn't enough space to stock the entire GW range – which is why we now offer order points in all of our stores.

- The benefit of ordering in-store is that our expert store staff are on hand to advise you on your purchases.
- Don't forget – whether you order your miniatures from the in-store order point, or directly from our website, you can still choose to have them delivered to your local Hobby Centre free of charge!

See page 110 for the Store Directory

3 BY PHONE



Not near to a computer? Don't fancy a trip to the Hobby Centre today? That's okay – why not give our team of Hobby Specialists a call instead?

- Our experienced team will guide you through the ordering process and will answer any queries you may have. They are also on hand for any tips and advice you may require – just give them a call.

Call us now on: 0115 91 40000

4 INDEPENDENT STOCKISTS




Games Workshop has a vast number of independent stockists across the globe who carry our most popular ranges. Some of these are Premium Stores, who offer a greater range of services and can place orders for you from our catalogue.

- To find a Premium Store near you that carries the entire GW range, just call our Hobby Specialists team on 0044 (0) 115 91 40000, or log onto www.games-workshop.com

See page 110 for the Directory

ADVANCE ORDER

Advance Orders guarantee that you'll get the latest, shiniest new stuff delivered to your door the very day it's out!



SPACE WOLVES BATTLEFORCE

Product code: 99120101080

UK £50+ Denmark 590dkr
Euro €80 Swe/Nor 720skr/nkr

ON SALE OCTOBER 17TH



SPACE WOLVES PACK

Product code: 99120101078

Sculpted by Martin Footitt,
Neil Langdown and Matt Holland

UK £20+ Denmark 225dkr
Euro €30 Swe/Nor 270skr/nkr

ON SALE OCTOBER 3RD



WOLF GUARD TERMINATORS

Product code: 99120101079

Sculpted by Dave Thomas,
Neil Langdown and Matt Holland

UK £25+ Denmark 250dkr
Euro €35 Swe/Nor 310skr/nkr

ON SALE OCTOBER 3RD




CANIS WOLFBOBN

Product code: 99110101430

Sculpted by Martin Footitt
UK £25+ Denmark 250dkr
Euro €35 Swe/Nor 310skr/nkr

ON SALE OCTOBER 3RD



Visit the Games Workshop website to order any of the products on this page.

Pictures for illustrative purposes only. Product contents may vary. Products sold unpainted and unassembled. Certain Citadel products may be dangerous if used incorrectly. Prices correct at time of going to press, please contact us for current availability and prices. UK prices marked † do not show the 2.5% VAT reduction implemented on 1st December 2008. The reduction will be applied to affected products by Games Workshop at the point of sale. Prices quoted are for products sold by Games Workshop through its own stores, catalogue or website. Independent retailers are responsible for determining their own prices.



WHITE DWARF

Get your first 3 issues for only £5!
Continue your subscription for just £9 a quarter giving you a FREE magazine every 3 months!

WHY SUBSCRIBE?

- All the latest News and New Release information.
- Exclusive in-depth features about the Hobby.
- Savings off the cover price.
- Ensure that you never miss another issue of your favourite Hobby magazine.
- **FREE** delivery, early and direct to your door.

Direct Debit SAVE 33% off the cover price

For alternative ways to
Subscribe, call Direct on
0115 91 40 000
www.games-workshop.com

DIRECT DEBIT

I would like to pay by Direct Debit
(I understand that £9.00 will be debited from my account every 3 months)

Ref No (Office use only)
□□□□□□□□



Instruction to
your Building
Society/Bank
to pay by
Direct Debit.

Originator's
Identification
Number
388464

Please pay Games Workshop Direct Debits from the account detailed in this instruction subject to the safeguards assured by the Direct Debit Guarantee. I understand that this instruction may remain with Games Workshop and, if so, details will be passed on electronically to my Bank/Building Society.

To the Manager (Bank Name).....
AddressPostcode

Name(s) of account holder(s).....
Branch sort code □□ □□ □□ Bank/Building Society □□□□□□□□
Signature(s)
Date.....

Banks and Building Societies may not accept Direct Debit Instructions for some types of account

I would like to subscribe to White Dwarf beginning with issue: WD □□□□
TitleForename
Surname.....
AddressPostcode

Telephone (in STD code)
Email address.....

The subscription is a gift for the person detailed below.
TitleForename
Surname.....
AddressPostcode

Telephone (in STD code)

RETURN THIS FORM TO

Warners Group Publications plc, The Maltings, West Street, Bourne, Lincolnshire, PE10 9PH

TERMS AND CONDITIONS: The guarantee is offered by all Banks and Building Societies that take part in the Direct Debit scheme. The efficiency and security is monitored and protected by your own Bank or Building Society. If the amounts to be paid or the payment date details change, Games Workshop will notify you 10 working days in advance of your account being debited or as otherwise agreed. If an error is made by Games Workshop or your Bank or Building Society, you are guaranteed a full and immediate refund from your branch of the amount paid. You can cancel your Direct Debit at any time, by writing to your Bank or Building Society. Please also send a copy of your letter to us. Warner ref. WD-DD-358

NEXT MONTH

WARHAMMER®

SKAVEN

From deep below the ground they come, bursting forth from disused wells, scampering up the steps of forgotten cellars and into the realms of man. The Skaven are upon us – a horde of matted fur, sharp teeth and baleful red eyes that desire nothing less than to enslave all surface-dwellers.

THE
LORD OF THE RINGS
STRATEGY BATTLE GAME

MINIONS OF SAURON

In next month's White Dwarf we present the full rules for using all of the new Evil reinforcements in the Strategy Battle Game.

WARHAMMER
40,000

BATTLE FOR THE FANG

The Thousand Sons launch a devastating attack on the Fang, to exact their millennia-old revenge. Full background and scenarios next issue.



NEXT MONTH