

THIS MONTH!

Bumper-sized apocalyptic special issue!

GAMES WORKSHOP

GAMES WORKSHOP'S MONTHLY MINIATURES MAGAZINE

WD334
October 2007
£4.00
€7.50
60dkr
70sek
75nkr

WARHAMMER
40,000

APOCALYPSE


GAMES WORKSHOP'S MONTHLY MINIATURES MAGAZINE

WHITE DWARF 334 OCTOBER 2007



WWW.GAMES-WORKSHOP.COM





1 Basilisk Artillery Battery. There are many types of artillery in the arsenal of the Imperial Guard, of which the Basilisk is the most common. In large formations they are formed into batteries, and even Artillery Companies comprising of nine or more vehicles.

2 Baneblade Super-heavy Tank. Created using lost technology from the Dark Age, the Baneblade is one of the most powerful war machines in the galaxy. Their limited numbers are spread thinly across the battlefields of the Imperium, bringing hope to Imperial troops on the ground and destruction to the Emperor's enemies.

3 Warhound Scout Titan. Although a Warhound is a towering war machine of formidable power, they are the smallest class of Titan. Faster and more agile than other types of Titan, Warhounds are often used in a scouting role.

4 Leman Russ Tank Company. Often known as the Imperium's workhorse battle tank, The Leman Russ is a formidable war machine. A full Company of ten Leman Russ tanks can bring ten lascannons and ten battle cannons to bear.


5 Terminus Ultra Land Raider. By forfeiting its troop-carrying capability, the Terminus Ultra can mount a battery of lascannons, capable of punching through the thickest armour.

6 Marneus Calgar. In such massive troop deployments even legendary figures participate. In the midst of battle are great Imperial heroes like Marneus Calgar, or infamous Chaos Champions such as Huron Blackheart, the Tyrant of Badab.

7 Chaos Vindicator Linebreaker. When three or more Vindicators combine their firepower they can topple fortifications in one devastating barrage.

8 Chaos Baneblade. Over the millennia many great Imperial vehicles have fallen into the hands of the forces of Chaos.

9 Chaos Warhound. During the Great Heresy, many of the Imperium's prized Titan Legions succumbed to the lure of Chaos. Ten thousand years later, traitor Titans can still be found on many battlefields across the galaxy.



EDITORIAL



STUDIO WHITE DWARF TEAM

The White Dwarf: Grombrindal
Editor: Mark Latham
Staff Writer: Andy Hall
Consultant Art Editor: Markus Trenkner
Designers: Matt Hutson, Christian Byrne
Assistant Designer: Glenn More

EDITORIAL

Coordinator: Rik Turner

CONTRIBUTORS

Dave Andrews, Bryan Barnes,
Alessio Cavatore, Dave Cross,
Jes Goodwin, Andy Hoare, Neil Hodgson,
Ian Huxley, Jervis Johnson, Mark Jones,
Phil Kelly, Chad Mierzwa, Karen Miksza,
Dominic Murray, Gavin Thorpe,
Adam Troke, Matthew Ward
and Stuart White.

WHITE DWARF REPROGRAPHICS

Sean Cutler, Kris Shield
and Jim Shardlow.

ARTWORK

John Blanche, Alex Boyd,
Paul Dainton, David Gallagher,
Nualla Kinrade and Pete Borlace.

CITADEL DESIGN TEAM

Tim Adcock, Mike Anderson,
Dave Andrews, Juan Diaz, Martin
Footitt, Colin Grayson, Jes Goodwin,
Mark Harrison, Alex Hedström,
Neil Langdown, Gary Morley,
Aly Morrison, Trish Morrison,
Brian Nelson, Seb Perbet, Alan Perry,
Michael Perry and Dave Thomas.

'EAVY METAL TEAM

Fil Dunn, Pete Foley, Neil Green,
Joe Tomaszewski, Darren Latham,
Keith Robertson, Anja Wettergren and
Kirsten Williams.

GAMES WORKSHOP DIRECT SALES

www.games-workshop.co.uk/storefront
Tel: 0115 91 40000 Fax: 0115 916 8002

GAMES WORKSHOP ONLINE

www.games-workshop.co.uk

FORGE WORLD

www.forgeworld.co.uk
Tel: 0115 916 8177
Fax: 0115 916 8044

THE BLACK LIBRARY

www.blacklibrary.com

SPECIALIST GAMES

www.specialist-games.com

Printed at Boccia, Italy



In the grim darkness of the far future, war rages eternally; war on an unimaginable scale.

Now, you can take part in that war like never before, for Apocalypse is here! As you'll have no doubt gleaned from the special fold-out front cover of this issue, and from the fatter-than-average magazine in your hands, the keyword for Warhammer 40,000 Apocalypse is "Big!" Why, there's barely room in one issue of White Dwarf to show you all the wonders that Apocalypse brings!

Apocalypse is all about playing gigantic games of Warhammer 40,000 with your friends, using every model at your disposal, with absolutely no limits on what armies or force organisation slots you can use. War on an epic scale means fun on an epic scale! To see what I mean, take a look at this issue's battle report. Ever wondered what a 40,000-point game looks like? You're about to find out. But skipping ahead means you'll miss some real delights, as Jervis Johnson lifts the lid on Apocalypse, and we take a close look at the biggest plastic kit we've ever made – the Baneblade.

And if that's not enough excitement, you'll find an 'Eavy Metal masterclass for The Lord of the Rings and a Warhammer Fast Cavalry Tactics, too! Truly, Grombrindal's flagon runneth over this month!

Grombrindal, The White Dwarf

COPYRIGHTS Copyright © Games Workshop Limited 2007 excepting all materials pertaining to the New Line theatrical productions: The Fellowship of the Ring; The Two Towers; and The Return of The King which are © MMVII New Line Productions, Inc. All Rights Reserved. The Watcher logo, The Lord of The Rings, The Fellowship of The Ring, The Two Towers, The Return of The King and the names of the characters, items, events and places therein are trademarks of The Saul Zaentz Company d/b/a Tolkien Enterprises under license to New Line Productions, Inc. and Games Workshop Ltd. All Rights Reserved. Games Workshop, the Games Workshop logo, 'Eavy Metal, Citadel and the Citadel device are either ®, TM and/or © Games Workshop Ltd 2000-2007, variably registered in the UK and other countries around the world. All Rights Reserved.

Games Workshop, the Games Workshop logo, Warhammer, Warhammer logo, Warhammer 40,000 Device, Double-headed/Imperial Eagle Device, 'Eavy Metal, Eldar, Tyranid, Kroot, Tau, Fire Warrior, Warmaster, Blood Bowl, Inquisitor, Epic, Citadel and the Citadel Device, Codex, White Dwarf, Golden Demon, Scatter dice, Slotta base, Space Marine, Space Marine Chapters and Space Marine Chapter logos and all associated marks, names, places, characters, races and race insignia, illustrations and images from the Warhammer and Warhammer 40,000 universes are either ®, TM and/or © Games Workshop Ltd 2000-2007, variably registered in the UK and other countries around the world. All Rights Reserved.

SUBMISSIONS All material submitted to us for publication is only accepted on the assumption that the copyright in it is, by the very act of submission, unconditionally assigned by the author as beneficial owner and with full title guaranteed to Games Workshop Limited. We also retain the right to edit and/or amend all material as we see fit. So, if you do not wish to assign copyright in this way, please do not send us your submission. We're afraid we cannot work in any other way! Full details of our submissions policy can be found on our website at: www.games-workshop.com/Legal/legal.htm

CORRESPONDENCE We welcome comments about White Dwarf, Games Workshop games and Citadel miniatures. All letters except subscriptions and Mail Order should be addressed to: White Dwarf, Games Workshop, Willow Road, Lenton, Nottingham NG7 2WS.

Please mark your envelope clearly with the name of the game you are writing to us about. If you want a reply you must enclose a self-addressed stamped envelope (overseas readers should include IRCs). We receive an enormous amount of mail. We do read every letter but it may take a little time for us to reply to you, so please be patient!

You can find Games Workshop on the World Wide Web at the following Internet address:

www.games-workshop.co.uk



Product Code: 60249999334
ISSN: 0265-8712 10



NEW LINE CINEMA
A Time Warner Company

Please be aware that Games Workshop products are usually sold unpainted and unassembled and the contents of any products may vary from those shown herein (for example, any banners shown may not necessarily be included). Pictures are used for illustrative purposes only. Due to certain legislation in the UK, Games Workshop is prohibited from selling spray paints and bladed equipment to persons under the age of 16. Further, certain Citadel products may be dangerous if used incorrectly and Games Workshop does not recommend them for use by children under the age of 16 without adult supervision. Whatever your age, be careful when using glues, bladed equipment and sprays and make sure that you read and follow the instructions on the packaging. Prices correct at time of going to press. Customers are advised to contact Games Workshop for current availability and current Games Workshop prices. Prices quoted are for products sold by Games Workshop through its own stores, catalogue or website. Independent retailers are responsible for determining their own prices.



Willow Road, Lenton, Nottingham,
England, NG7 2WS

39 APOCALYPSE!

WARHAMMER
 40,000

40 DESIGN NOTES

Apocalypse could change the way you play Warhammer 40,000 forever. Find out how and why.

70 BATTLE REPORT: THE DOOM OF VILIUS

The forces of Chaos battle the Imperium in an apocalyptic 40,000-point battle report!




WARHAMMER
 TACTICA:
**FAST
 CAVALRY**
 Turn to page 110

ALSO IN THIS ISSUE...

- 04 NEW RELEASES**
New miniatures and hobby products galore.
- 34 NEWS**
What's coming up this Christmas?
- 66 STANDARD BEARER**
Jervis examines the spirit of the game.
- 96 PAINTING MASTERCLASS:
BOROMIR AND SULADAN**
Two mighty heroes painted the 'Eavy Metal way.
- 103 CITADEL TOOLBOX**
Getting the most out of the new basing kit.
- 104 MODELLING WORKSHOP:
APOCALYPSE COMMAND FRAME**
Upgrade your command vehicles.
- 110 TACTICA: WARHAMMER FAST CAVALRY**
Mat Ward looks at this cunning cavalry choice.
- 117 FRONTLINE**
The latest events and activities near you!
- 130 ORDERING DIRECT**
Taking the effort out of shopping.

WARHAMMER 40,000

APOCALYPSE



NEW EXPANSION

Apocalypse allows you to take your battles to whole new levels. Take command of legions of troops, entire armoured companies, giant war machines and super-heavy tanks. This Expansion for Warhammer 40,000 shows you how to fight massive battles!

The Apocalypse Expansion is a hardback, large-format, 200-page book containing four stunning gatefold spreads.

>>>TURN TO PAGE 41 TO LEARN MORE ABOUT APOCALYPSE

A 200-page, large-format hardback book. Contains rules, background and advice for playing Apocalyptic games

APOCALYPSE	£30
Denmark 350dkr	Euro €50
Sweden 400sek	Norway 400nkr
Product code: 60040199018	

ON SALE OCTOBER 13th



Pictures for illustrative purposes only. Product contents may vary. Products sold unpainted and unassembled. Certain Citadel products may be dangerous if used incorrectly. Prices correct at time of going to press, please contact us for current availability and prices. Prices quoted are for products sold by Games Workshop through its own stores, catalogue or website. Independent retailers are responsible for determining their own prices.


IMPERIAL BANEBLADE

The Baneblade is one of the most powerful war machines in the galaxy. In one round of shooting alone it can bring to bear the mighty baneblade cannon, a demolisher cannon, two lascannons, and three twin-linked heavy bolters. This devastating firepower, coupled with its thick armour, makes the Baneblade the pride of the Emperor's armies.

The Baneblade is a massive plastic kit with seven frames and over 250 components. The kit can be assembled in many variations with three optional slots for the sponson weapon mounts and all the components needed to make the Hellhammer anti-infantry tank.



INCLUDES TANK COMMANDER



This plastic box set will make one Baneblade or Hellhammer super-heavy tank. Also included is one plastic Tank Commander

APOCALYPSE TEMPLATES	£60
Denmark 750dkr	Euro €95
Sweden 850sek	Norway 850nkr

Product code: 99120105023
Baneblade Designed by Tim Adcock.

Tank Commander designed by Mike Anderson.

ON SALE OCTOBER 13th



>>>TURN TO PAGE 48 TO LEARN MORE ABOUT THE HELLHAMMER

**INCLUDES
HELLHAMMER
VARIANT PARTS**



SPACE MARINE MASTERS OF THE CHAPTER



On occasion, when the might of a Chapter is drawn up into a single confrontation, the Company Captains will fight together as one, near-unstoppable squad with an unrivalled mix of tactical acumen, advanced weaponry and elite warriors.

The Masters of the Chapter form a Legendary Unit. Fielding this unit in an Apocalypse game will give the Space Marines player the Precision Strike, Orbital Bombardment, Surgical Raids and Ambush strategic assets.



Master of the Fleet

This box set contains
1 Master of the Arsenal,
1 Master of the Fleet,
1 Master of Recruits and 1
Master of the Watch

MASTERS OF THE CHAPTER £20
 Denmark 225dkr Euro €30
 Sweden 270sek Norway 270nkr
 Product code: 99110101331
 Sculpted by Juan Diaz

ON SALE OCTOBER 13th



Master of Recruits



Master of the Arsenal



Master of the Watch

SPACE MARINE VETERANS MKII



Veteran with power weapon and plasma pistol



Veteran with power weapon and plasma pistol

This box set contains
5 Space Marine Veterans

SPACE MARINE VETERANS MKII £18
 Denmark 200dkr Euro €27.50
 Sweden 250sek Norway 250nkr
 Product code: 99110101332
 Sculpted by Juan Diaz

ON SALE OCTOBER 13th



Veteran with lightning claw



Veteran with bolter



Veteran with power fist

Pictures for illustrative purposes only. Product contents may vary. Products sold unpainted and unassembled. Certain Citadel products may be dangerous if used incorrectly. Prices correct at time of going to press, please contact us for current availability and prices. Prices quoted are for products sold by Games Workshop through its own stores, catalogue or website. Independent retailers are responsible for determining their own prices.

VINDICATOR LINEBREAKER SQUADRON



This plastic box set contains
3 Vindicators and 1 Vehicle
Command frame

VINDICATOR LINE BREAKER SQUADRON £65

Denmark 700dkr Euro €95
Sweden 850sek Norway 850nkr

Product code: 99120101057


Sculpted by Tim Adcock

ON SALE OCTOBER 13th


The Linebreaker Squadron is a Battle Formation comprising three or more Vindicators. When fielded in games of Apocalypse the combined firepower of the demolisher cannons can destroy any piece of terrain on the battlefield!



HQ VINDICATOR



VINDICATOR



VINDICATOR



INCLUDES CHAOS SPACE MARINE AND SPACE MARINE ACCESSORIES

Images for illustrative purposes only. Product contents may vary. Products sold unpainted and unassembled. Certain Citadel products may be dangerous if used incorrectly. Prices correct at time of going to press, please contact us for current availability and prices. Prices quoted are for products sold by Games Workshop through its own stores, catalogue or website. Independent retailers are responsible for determining their own prices.

SPACE MARINE TERMINUS PATTERN LAND RAIDER



The Terminus Ultra is a rare Land Raider variant that can fire five lascannons in one bout of shooting, three of which are twin-linked. As a Land Raider, with thick armour all round, the Terminus Ultra is a tank rightly feared by the Imperium's enemies.

This plastic box set contains the standard Space Marine Land Raider frames, complete with additional lascannons for the sponsons and hull.


**This plastic box set contains
1 Terminus Ultra Land Raider**

SPACE MARINE TERMINUS PATTERN LAND RAIDER		£35
Denmark	350dkr	Euro €50
Sweden	400sek	Norway 400nkr
Product code: 99120101055		
Sculpted by Jes Goodwin and Tim Adcock		

ON SALE OCTOBER 13th



>>>TURN TO PAGE 55 FOR THE TERMINUS ULTRA DATASHEET



Pictures for illustrative purposes only. Product contents may vary. Products sold unpainted and unassembled. Certain Citadel products may be dangerous if used incorrectly. Prices correct at time of going to press, please contact us for current availability and prices. Prices quoted are for products sold by Games Workshop through its own stores, catalogue or website. Independent retailers are responsible for determining their own prices.

OGRYNS



This blister pack contains 1 metal Ogryn with ripper gun

OGRYN			£10
Denmark	115dkr	Euro	€15
Sweden	140sek	Norway	150nkr

Product code: 99060105204
Sculpted by Mark Harrison

ON SALE OCTOBER 13th

OGRYN BONE 'EAD



This blister pack contains 1 metal Ogryn Bone 'Ead

OGRYN BONE 'EAD			£10
Denmark	115dkr	Euro	€15
Sweden	140sek	Norway	150nkr

Product code: 99060105205
Sculpted by Mark Harrison

ON SALE OCTOBER 13th

COMMISSARS



This blister pack contains 1 Imperial Guard Commissar

COMMISSAR			£6
Denmark	70dkr	Euro	€9
Sweden	80sek	Norway	85nkr

Product code: 99060105206
Sculpted by Juan Diaz

ON SALE OCTOBER 13th

ORK BIG MEK WITH BOSSPOLE

This blister pack contains 1 Ork Big Mek with Bosspole

ORK BIG MEK WITH BOSSPOLE			£10
Denmark	115dkr	Euro	€15
Sweden	140sek	Norway	150nkr

Product code: 99060103104
Sculpted by Seb Perbet

ON SALE OCTOBER 13th



Pictures for illustrative purposes only. Product contents may vary. Products sold unpainted and unassembled. Certain Citadel products may be dangerous if used incorrectly. Prices correct at time of going to press, please contact us for current availability and prices. Prices quoted are for products sold by Games Workshop through its own stores, catalogue or website. Independent retailers are responsible for determining their own prices.

IMPERIAL CITY

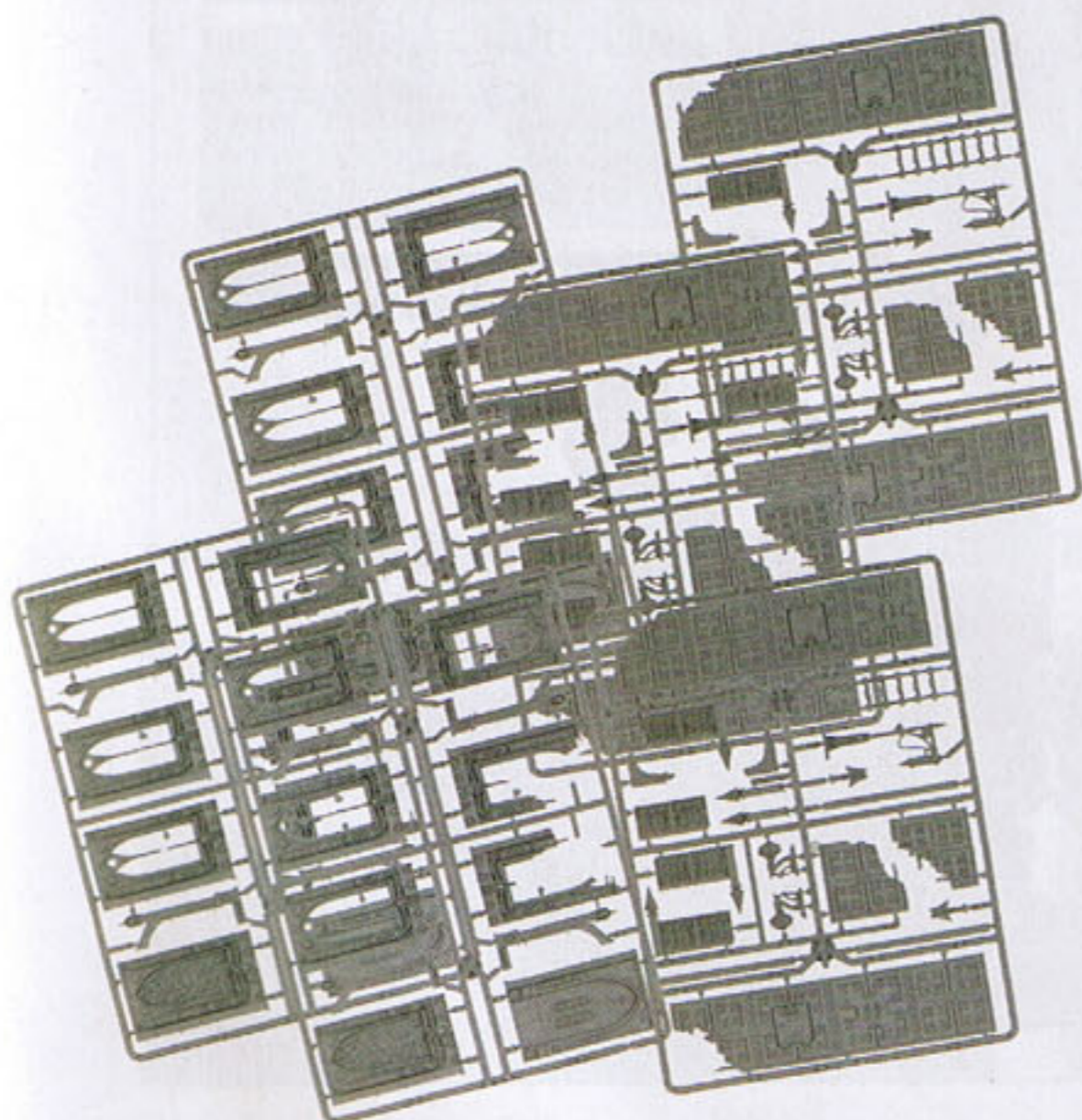


The Imperial City box set is back this month by popular demand. The City Ruin frames can be assembled in many different configurations.

This plastic box set contains 28 City Ruin frames (Citadel miniatures and battlemat not included)

IMPERIAL CITY £100
 Denmark 1250dkr Euro €160
 Sweden 1500sek Norway 1500nkr
 Product code: 99120199007

ON SALE OCTOBER 13th

MAKE ALL THE BUILDINGS SEEN HERE FROM JUST ONE BOX!



GAMES WORKSHOP TAPE MEASURE

TAPE MEASURE £3
 Denmark 40dkr Euro €4
 Sweden 50sek Norway 50nkr
 Product code: 99239999035


ON SALE NOVEMBER 24th



Pictures for illustrative purposes only. Product contents may vary. Products sold unpainted and unassembled. Certain Citadel products may be dangerous if used incorrectly. Prices correct at time of going to press, please contact us for current availability and prices. Prices quoted are for products sold by Games Workshop through its own stores, catalogue or website. Independent retailers are responsible for determining their own prices.

URBAN ROADS

>>>SEE MORE OF THESE NEXT ISSUE!




Contains 10' of urban road, plus hobby guide

URBAN ROADS	£15		
Denmark	175dkr	Euro	€22.50
Sweden	200sek	Norway	225nkr
Product code: 99220199033			

ON SALE OCTOBER 13th

CONTAINS TEN FEET OF ROAD

CITADEL WARHAMMER 40,000 BASING KIT




This box set contains 2 pots of slate, 2 pots of resin details, 1 spare tub and 1 brass etched frame

WARHAMMER 40,000 BASING KIT	£12		
Denmark	135dkr	Euro	€17.50
Sweden	160sek	Norway	175nkr
Product code: 99220199034			

ON SALE OCTOBER 13th

CHECK OUT PAGE 103 FOR TIPS



Pictures for illustrative purposes only. Product contents may vary. Products sold unpainted and unassembled. Certain Citadel products may be dangerous if used incorrectly. Prices correct at time of going to press, please contact us for current availability and prices. Prices quoted are for products sold by Games Workshop through its own stores, catalogue or website. Independent retailers are responsible for determining their own prices.

APOCALYPSE GAMERS' EDITION

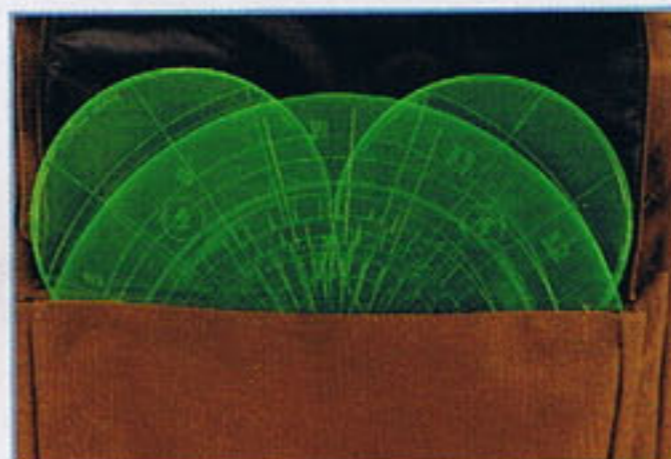
The Apocalypse Gamers' Edition is the ultimate hobby accessory. In the kit you get the Apocalypse book, big gun dice and templates, all in an exclusive Imperial Guardsman's backpack! The backpack is a fantastic piece of kit with specific pockets for all the templates, two dice tin pockets and enough space to accommodate a figure case (not included). There's even a pocket to house your MP3 player! You can display your allegiance to either the Imperium or Chaos with the removable velcro insignia patches.



Contains Apocalypse book, Big Gun dice, Apocalypse Templates and Backpack

APOCALYPSE GAMERS' EDITION		£60
Denmark	750dkr	Euro €95
Sweden	850sek	Norway 850nkr
Product code: 60020199033		

ON SALE OCTOBER 13th



Pictures for illustrative purposes only. Product contents may vary. Products sold unpainted and unassembled. Certain Citadel products may be dangerous if used incorrectly. Prices correct at time of going to press, please contact us for current availability and prices. Prices quoted are for products sold by Games Workshop through its own stores, catalogue or website. Independent retailers are responsible for determining their own prices.

START YOUR GAMING!

Prepare to enter the grim darkness of the far future, relive the harrowing journey through Moria or wage war in a world of dark fantasy. Our boxed games provide you with all you need to get started in a whole world of hobby gaming.



BATTLE FOR MACGRAGGE

This hobby set contains 92-page Warhammer 40,000 rulebook, 34 plastic Citadel miniatures, detailed scenery and dice.

BATTLE FOR MACGRAGGE		£40
Denmark	350dkr	Euro €50
Sweden	400sek	Norway 400nkr



THE LORD OF THE RINGS STRATEGY BATTLE GAME

MINES OF MORIA

This hobby set contains a 112-page The Lord of the Rings rules manual, 34 plastic Citadel miniatures, detailed scenery and dice.

MINES OF MORIA		£40
Denmark	350dkr	Euro €50
Sweden	400sek	Norway 400nkr



WARHAMMER

BATTLE FOR SKULL PASS

This hobby set contains a 128-page Warhammer rulebook, 110 plastic Citadel miniatures, detailed scenery, dice and gaming markers.

BATTLE FOR SKULL PASS		£40
Denmark	350dkr	Euro €50
Sweden	400sek	Norway 400nkr



APOCALYPSE BATTLE FORMATIONS

This month, to celebrate the launch of the Apocalypse expansion, we're releasing a whole host of massive box sets. Each set represents a complete Battle Formation, containing all the miniatures you'll need from the Citadel range conveniently packaged together.

Battle Formations are not only a great way to expand your army to make them "Apocalypse-ready", but also grant your force the use of one or more special rules or Strategic Assets. For more information on the benefits of Battle Formations, turn to page 54.

IMPERIAL GUARD LEMAN RUSS TANK SQUADRON



This plastic box set contains
**3 Imperial Guard Lemman Russ tanks and
 1 Vehicle Command frame**

**INCLUDES THE VEHICLE
 COMMAND FRAME.
 SEE PAGE 104**

LEMAN RUSS TANK SQUADRON	£50
Denmark 650dkr	Euro €80
Sweden 750sek	Norway 750nkr
Product code: 99120105020	

ON SALE OCTOBER 13th

The Lemman Russ Tank Squadron is a Battle Formation. Fielding this in an Apocalypse game gives the formation the Squadron Command Tank special rule, so all the tanks in the squadron can ignore "Shaken" damage results.



SQUADRON HQ LEMAN RUSS



LEMAN RUSS



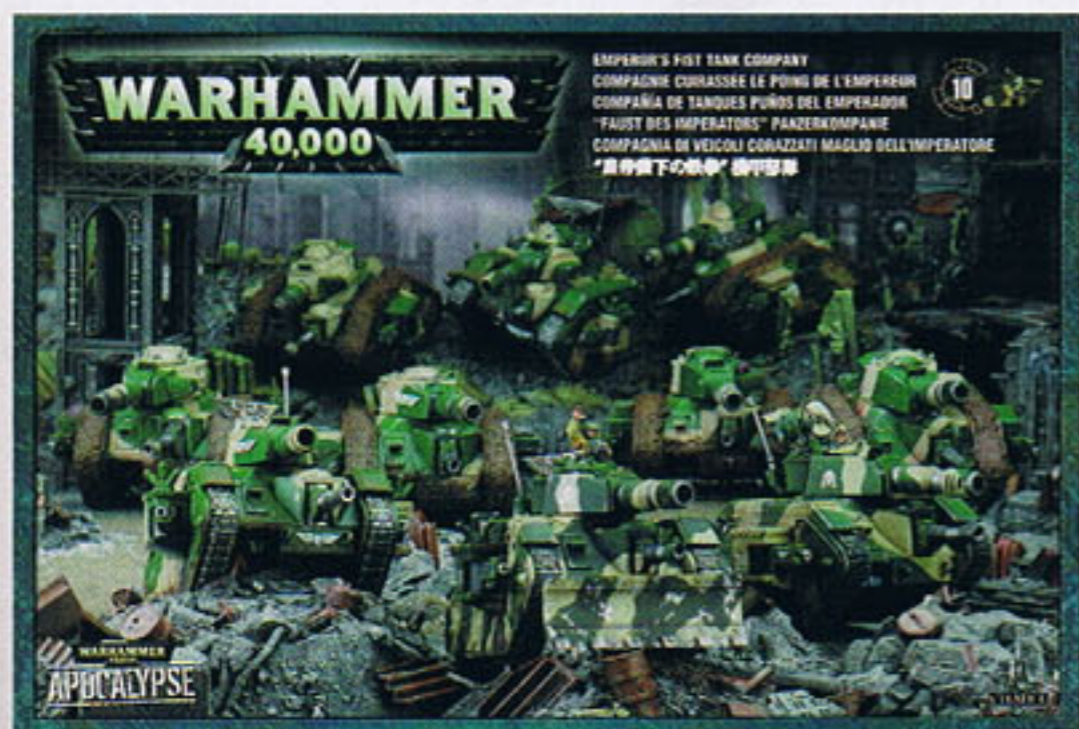
SQUADRON HQ LEMAN RUSS



LEMAN RUSS

Pictures for illustrative purposes only. Product contents may vary. Products sold unpainted and unassembled. Certain Citadel products may be dangerous if used incorrectly. Prices correct at time of going to press, please contact us for current availability and prices. Prices quoted are for products sold by Games Workshop through its own stores, catalogue or website. Independent retailers are responsible for determining their own prices.

EMPEROR'S FIST TANK COMPANY



The Emperor's Fist Tank Company consists of three Leman Russ Tank Squadrons and a Leman Russ Command tank. An Emperor's Fist Tank Company is a Battle Formation. Fielding this in an Apocalypse game gives the vehicles the ability to count as a scoring unit even if immobilised, and to ignore "Shaken" results on the damage tables.

This plastic box set contains
**10 Imperial Guard Leman Russ tanks and
 4 Vehicle Command frames**

EMPEROR'S FIST TANK COMPANY	£150
Denmark 1600dkr	Euro €225
Sweden 1900sek	Norway 1900nkr
Product code: 99120105022	

ON SALE OCTOBER 13th



COMPANY HQ LEMAN RUSS



SQUADRON HQ LEMAN RUSS



SQUADRON HQ LEMAN RUSS




SQUADRON HQ LEMAN RUSS



LEMAN RUSS



LEMAN RUSS



LEMAN RUSS



LEMAN RUSS



LEMAN RUSS



LEMAN RUSS

INCLUDES FOUR VEHICLE COMMAND FRAMES! SEE PAGE 104

Pictures for illustrative purposes only. Product contents may vary. Products sold unpainted and unassembled. Certain Citadel products may be dangerous if used incorrectly. Prices correct at time of going to press, please contact us for current availability and prices. Prices quoted are for products sold by Games Workshop through its own stores, catalogue or website. Independent retailers are responsible for determining their own prices.

IMPERIAL GUARD BASILISK BATTERY




**This plastic box set contains
3 Basilisks and 1 Vehicle
Command frame**

IMPERIAL GUARD BASILISK BATTERY £50
 Denmark 650dkr Euro €80
 Sweden 750sek Norway 750nkr
 Product code: 99120105021

ON SALE OCTOBER 13th

A Basilisk Artillery Battery is a Battle Formation. Fielding this in an Apocalypse game gives the formation the ability to fire spotting rounds, making subsequent earthshaker cannon shots far more accurate.



SQUADRON HQ BASILISK



BASILISK




BASILISK



**INCLUDES THE VEHICLE
COMMAND FRAME.
SEE PAGE 104**

Pictures for illustrative purposes only. Product contents may vary. Products sold unpainted and unassembled. Certain Citadel products may be dangerous if used incorrectly. Prices correct at time of going to press, please contact us for current availability and prices. Prices quoted are for products sold by Games Workshop through its own stores, catalogue or website. Independent retailers are responsible for determining their own prices.

SPACE MARINES SUPPRESSION FORCE



This plastic box set contains
**1 Land Speeder, 2 Whirlwinds
 and 1 Vehicle Command frame**

SPACE MARINE SUPPRESSION FORCE £50

Denmark 650dkr Euro €80

Sweden 750sek Norway 750nkr


Product code: 99120101054

ON SALE OCTOBER 13th


The Space Marine Suppression Force is a Battle Formation. Fielding this in an Apocalypse game gives the formation the Long Range Spotting special rule, affording the Whirlwinds an unlimited range and more accurate fire.



Land Speeder



Whirlwind 1



Whirlwind 2

**INCLUDES THE VEHICLE
 COMMAND FRAME.
 SEE PAGE 104**



SPACE MARINE BATTLE COMPANY

Battle Companies are deployed to meet full-scale threats that other forces of the Imperium cannot counter. A Battle Company can defeat an enemy army ten times its size; there is little in the field of war that they cannot achieve.

A complete Battle Company is an awe-inspiring sight on the tabletop. This massive box set contains six Tactical Squads, two Assault Squads, two Devastator Squads and a Command Squad. In an Apocalypse game, this Battle Formation will give the player the Hold at All Costs, Careful Planning and Orbital Bombardment strategic assets.



Commander



Company Champion



Devastator with multi-melta



Assault Marine



Razorback

**INCLUDES THE VEHICLE
COMMAND FRAME.
SEE PAGE 104**

This box set contains 1 Space Marine Commander, 5 Command Squad Space Marines, 6 Tactical Squads, 2 Assault Squads, 2 Devastator Squads, 1 Razorback, 8 Rhinos and 1 Vehicle Command frame

SPACE MARINE BATTLE COMPANY	£275
Denmark 3000dkr	Euro €400
Sweden 3500sek	Norway 3500nkr

Product code: 99120101056

ON SALE OCTOBER 13th

>>>TURN TO PAGE 70 TO SEE THE BATTLE COMPANY IN ACTION!

Pictures for illustrative purposes only. Product contents may vary. Products sold unpainted and unassembled. Certain Citadel products may be dangerous if used incorrectly. Prices correct at time of going to press, please contact us for current availability and prices. Prices quoted are for products sold by Games Workshop through its own stores, catalogue or website. Independent retailers are responsible for determining their own prices.



Commander



Command Squad



Razorback



1st Tactical Squad



Rhino



1st Assault Squad



2nd Tactical Squad



Rhino



2nd Assault Squad



3rd Tactical Squad




Rhino



1st Devastator Squad



4th Tactical Squad



Rhino



2nd Devastator Squad




5th Tactical Squad



Rhino



6th Tactical Squad



Rhino

**INCLUDES 106 SPACE MARINES
AND NINE TRANSPORTS**

Pictures for illustrative purposes only. Product contents may vary. Products sold unpainted and unassembled. Certain Citadel products may be dangerous if used incorrectly. Prices correct at time of going to press, please contact us for current availability and prices. Prices quoted are for products sold by Games Workshop through its own stores, catalogue or website. Independent retailers are responsible for determining their own prices.

ELDAR WIND RIDER HOST



This box set contains 1 metal Autarch on Jethike, 9 Eldar Jetbikes and 2 Vyper Jetbikes

ELDAR WIND RIDER HOST	£75
Denmark 900dkr	Euro €120
Sweden 1000sek	Norway 1000nkr
Product code: 99110104114	
Sculpted by Jes Goodwin and Juan Diaz	

ON SALE OCTOBER 13th

The Wind Rider Hosts use the Eldar way of war that focuses on speed and the concentration of force. The most famed of the Wind Rider Hosts come from the Wild Rider clans of Saim-Hann.

The Eldar Wind Rider Host is a Battle Formation. Fielding this in an Apocalypse game allows the formation to use the Outflank and Strategic Redeployment strategic assets.



First chance to get the new Autarch on Eldar Jetbike. This miniature will be available separately from December.



VYPER JETBIKE

Pictures for illustrative purposes only. Product contents may vary. Products sold unpainted and unassembled. Certain Citadel products may be dangerous if used incorrectly. Prices correct at time of going to press, please contact us for current availability and prices. Prices quoted are for products sold by Games Workshop through its own stores, catalogue or website. Independent retailers are responsible for determining their own prices.



AUTARCH ON JETBIKE



JETBIKE SQUADRON



JETBIKE SQUADRON



JETBIKE SQUADRON



VYPER JETBIKE SQUADRON

Pictures for illustrative purposes only. Product contents may vary. Products sold unpainted and unassembled. Certain Citadel products may be dangerous if used incorrectly. Prices correct at time of going to press, please contact us for current availability and prices. Prices quoted are for products sold by Games Workshop through its own stores, catalogue or website. Independent retailers are responsible for determining their own prices.

ELDAR CLOUDSTRIKE SQUADRON



This plastic box set contains 3 Eldar Falcon grav tanks

ELDAR CLOUDSTRIKE SQUADRON £50
 Denmark 650dkr Euro €80
 Sweden 750sek Norway 750nkr
 Product code: 99120104020

ON SALE OCTOBER 13th

INCLUDES THE VEHICLE COMMAND FRAME



Cloudstrike squadrons are famous for their stealth and lethal fusillades of heavy weapons fire. A Cloudstrike Squadron's target will often meet its doom before it even realises that it is under threat.

The Cloudstrike Squadron is a Battle Formation. Fielding this in an Apocalypse game gives the formation the ability to become flyers, and "charge up" their pulse lasers to make them even more devastating.



SQUADRON HQ FALCON



FALCON



FALCON

Pictures for illustrative purposes only. Product contents may vary. Products sold unpainted and unassembled. Certain Citadel products may be dangerous if used incorrectly. Prices correct at time of going to press, please contact us for current availability and prices. Prices quoted are for products sold by Games Workshop through its own stores, catalogue or website. Independent retailers are responsible for determining their own prices.

CHAOS TIDE OF SPAWN

When the forces of Chaos gather in great numbers they attract the attention of their patron Gods. As the battle progresses, more and more mutations will be bestowed on a favoured squad. Soon, all that remains is a tide of mindless spawn, with only the bitter desire to destroy.

The Tide of Spawn is a Battle Formation. Fielding this in an Apocalypse game gives the formation the ability to exchange a unit of Chaos Space Marines for a unit of Chaos Spawn, which then move as one living tide.



10 CHAOS SPACE MARINES

This plastic box set contains
10 Chaos Space Marines,
 including Champion and Icon
 Bearer, and 10 Chaos Spawn

CHAOS TIDE OF SPAWN	£60
Denmark 750dkr	Euro €95
Sweden 850sek	Norway 850nkr
Product code: 99120104026	

ON SALE OCTOBER 13th



10 SPAWN

Pictures for illustrative purposes only. Product contents may vary. Products sold unpainted and unassembled. Certain Citadel products may be dangerous if used incorrectly. Prices correct at time of going to press, please contact us for current availability and prices. Prices quoted are for products sold by Games Workshop through its own stores, catalogue or website. Independent retailers are responsible for determining their own prices.

TAU RAPID INSERTION FORCE

The Rapid Insertion Force is a specialised formation that strikes suddenly against key enemy units or establishes a perimeter to hold ground until other Fire Caste squads arrive. The entire force trains together, delivering a swift, effective attack that stuns the enemy, allowing Tau forces to advance unmolested.

The Rapid Insertion Force is a Battle Formation. Fielding this in an Apocalypse game gives the formation the ability to Deep Strike with a high degree of accuracy, and then effectively pin enemy forces.



XV8 BATTLESUIT WITH PLASMA RIFLE, MISSILE POD AND DRONE CONTROLLER



XV8 BATTLESUIT WITH FLAMER, FUSION BLASTER AND SHIELD GENERATOR



XV8 BATTLESUIT WITH BURST CANNON, PLASMA RIFLE AND DRONE CONTROLLER



XV25 STEALTHSUIT WITH BURST CANNON



XV25 STEALTHSUIT WITH FUSION BLASTER



MARKER DRONE

This plastic box set contains 9 Crisis Battlesuits, 3 Stealth suits and 19 Drones

TAU RAPID INSERTION FORCE	£75
Denmark 900dkr	Euro €120
Sweden 1000sek	Norway 1000nkr

Product code: 99120113015

ON SALE OCTOBER 13th

Pictures for illustrative purposes only. Product contents may vary. Products sold unpainted and unassembled. Certain Citadel products may be dangerous if used incorrectly. Prices correct at time of going to press, please contact us for current availability and prices. Prices quoted are for products sold by Games Workshop through its own stores, catalogue or website. Independent retailers are responsible for determining their own prices.



XV25 STEALTH TEAM AND MARKER DRONE



XV8 BATTLESUIT TEAM AND GUN DRONES




XV8 BATTLESUIT TEAM AND GUN DRONES



XV8 BATTLESUIT TEAM AND GUN DRONES

Pictures for illustrative purposes only. Product contents may vary. Products sold unpainted and unassembled. Certain Citadel products may be dangerous if used incorrectly. Prices correct at time of going to press, please contact us for current availability and prices. Prices quoted are for products sold by Games Workshop through its own stores, catalogue or website. Independent retailers are responsible for determining their own prices.

TAU ARMoured INTERDICTION CADRE



**This plastic box set contains
2 Hammerhead tanks, 1 Sky Ray,
and 1 Vehicle Command frame**

TAU ARMoured INTERDICTION FORCE £50
Denmark 650dkr Euro €80
Sweden 750sek Norway 750nkr
Product code: 99120113016

ON SALE OCTOBER 13th

**INCLUDES ONE
VEHICLE COMMAND
FRAME**



The Armoured Interdiction Cadre is a Battle Formation. Fielding this in an Apocalypse game gives the formation the ability to fire extra Markerlight "Hit Markers" in every Shooting phase, making the cadres deadly accurate.



CADRE HQ HAMMERHEAD



SKYRAY



HAMMERHEAD

Pictures for illustrative purposes only. Product contents may vary. Products sold unpainted and unassembled. Certain Citadel products may be dangerous if used incorrectly. Prices correct at time of going to press, please contact us for current availability and prices. Prices quoted are for products sold by Games Workshop through its own stores, catalogue or website. Independent retailers are responsible for determining their own prices.

NECRON MONOLITH PHALANX



The Monolith Phalanx is a Battle Formation. Fielding this in an Apocalypse game gives the formation the ability to cast a "Nightshroud", a field of energy that dissipates the strength of enemy fire.

**This box set contains
2 Necron Monoliths**

NECRON MONOLITH PHALANX £50
 Denmark 650dkr Euro €80
 Sweden 750sek Norway 750nkr
 Product code: 99120110007
 Sculpted by Tim Adcock

ON SALE OCTOBER 13th



NECRON LORD



**This blister pack contains
1 Necron Lord with
resurrection orb**

NECRON LORD £8
 Denmark 100dkr Euro €12.50
 Sweden 115sek Norway 125nkr
 Product code: 99060110022
 Sculpted by Juan Diaz

ON SALE OCTOBER 13th

x2

Images for illustrative purposes only. Product contents may vary. Products sold unpainted and unassembled. Certain Citadel products may be dangerous if used incorrectly. Prices correct at time of going to press, please contact us for current availability and prices. Prices quoted are for products sold by Games Workshop through its own stores, catalogue or website. Independent retailers are responsible for determining their own prices.

DIRECT ONLY FORMATIONS

There are so many Battle Formation box sets available this month that there's not enough space on our Hobby Centre shelves to stock them all! However, there are lots more Battle Formation packages available from Games

Workshop Direct, covering pretty much every army in the Warhammer 40,000 game. Below is the Space Marine Armoured Spearhead, which is just an example of the great sets available. Check out page 130 for even more!

SPACE MARINE ARMoured SPEARHEAD


This box set contains
 2 Land Raiders, 1 Terminus Pattern Land Raider, 1 Land Raider Crusader and 2 Vehicle Command frames

SPACE MARINE ARMoured SPEARHEAD £100
 Denmark 1250dkr Euro €160
 Sweden 1500sek Norway 1500nkr


ON SALE OCTOBER 13th

DIRECT ONLY


INCLUDES TWO VEHICLE COMMAND FRAMES




LAND RAIDER



LAND RAIDER



TERMINUS PATTERN LAND RAIDER



LAND RAIDER CRUSADER

Pictures for illustrative purposes only. Product contents may vary. Products sold unpainted and unassembled. Certain Citadel products may be dangerous if used incorrectly. Prices correct at time of going to press, please contact us for current availability and prices. Prices quoted are for products sold by Games Workshop through its own stores, catalogue or website. Independent retailers are responsible for determining their own prices.

BLACK LIBRARY

Black Library publishes a range of novels and sourcebooks that delve deep into the worlds of Warhammer and Warhammer 40,000. These are available in many of our stores worldwide, as well as in bookshops in certain countries. However, if you are finding it difficult to get hold of any of these publications then go to the Black Library website, where books may be purchased directly.



www.blacklibrary.com

DESCENT OF ANGELS

The sixth novel in the groundbreaking series that tells the story of the civil war that nearly tore apart the Imperium of Man.

Descent of Angels delves deep into the early history of the Dark Angels Space Marine Legion and their Primarch, Lion El'Jonson. When news of Horus' treachery reaches Caliban, the loyalties of this proud and mysterious Legion are tested to the limit, with tragic consequences...

DESCENT OF ANGELS		£6.99	
by Mitchel Scanlon			
Denmark	100dkr	Euro	€12.50
Sweden	115sek	Norway	125nkr
ISBN 1-84416-508-7			

MANSLAYER

Nathan Long follows the huge success of *Orcslayer* with another action-packed installment!

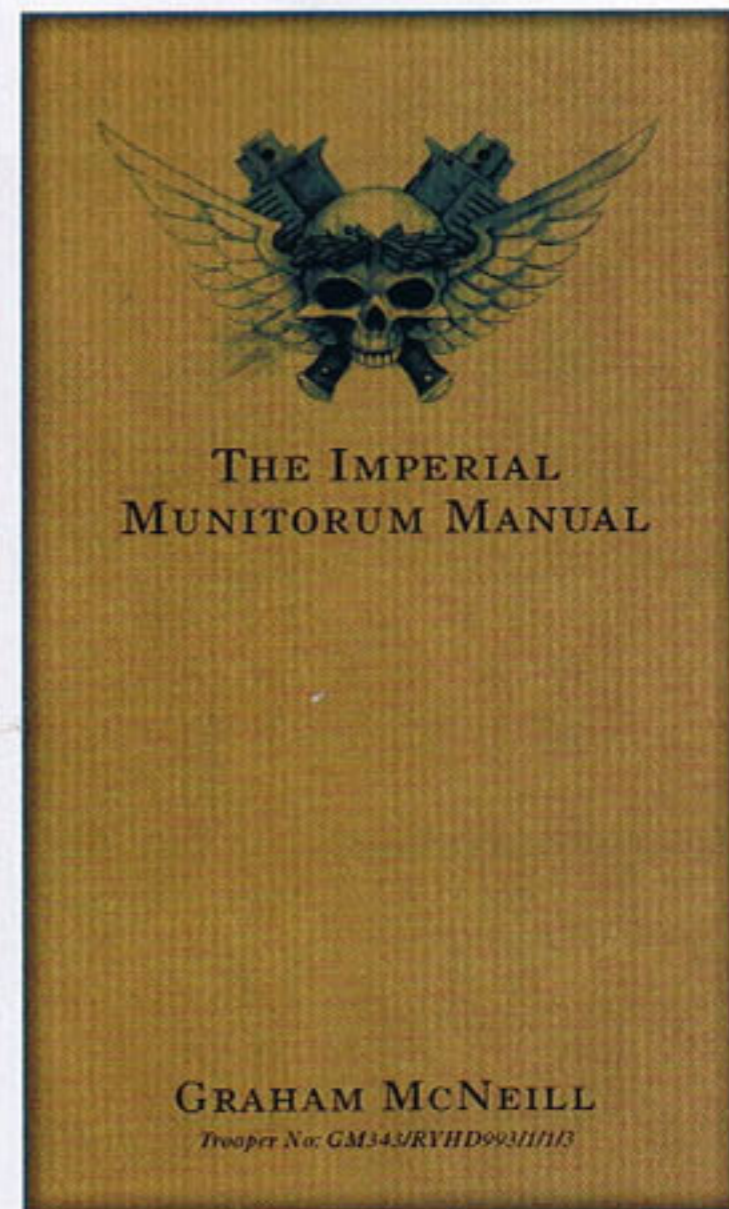
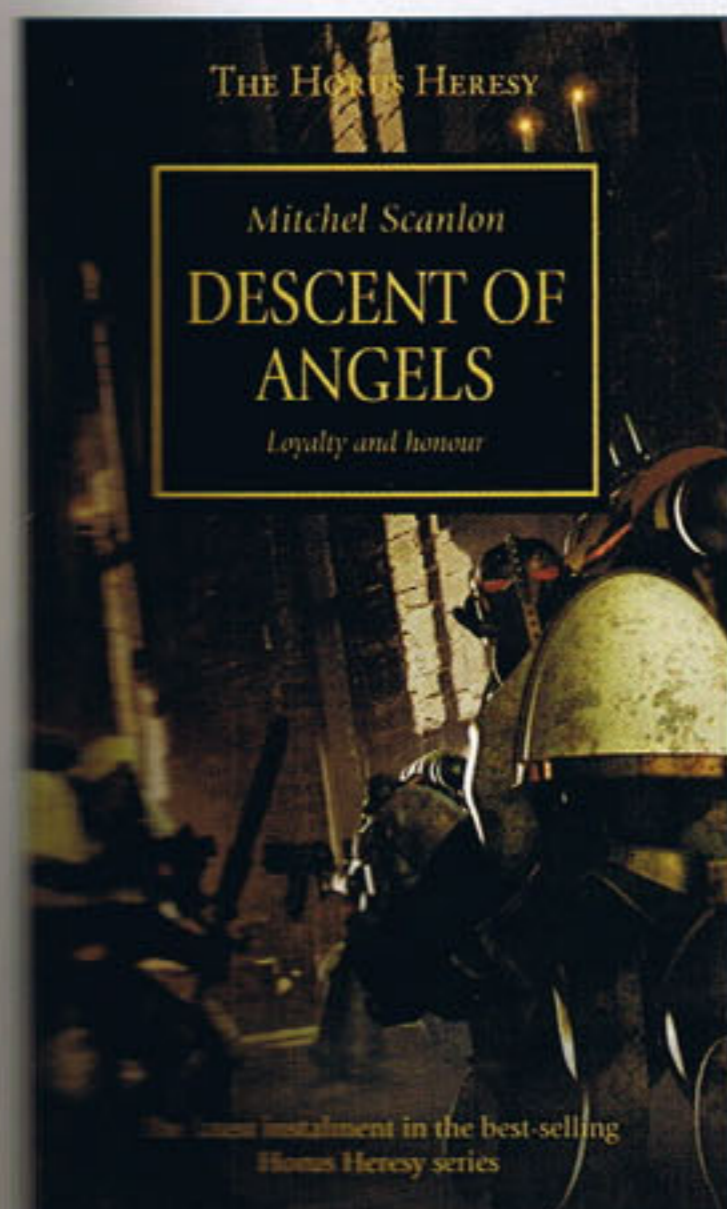
Now back in the Empire, Gotrek and Felix head north, to aid the men of the Empire in their fight against the invading Chaos hordes. They meet up with Dwarf engineer Malakai Makaanon. After a series of accidents, it becomes clear that saboteurs are at work – can our heroes find the villains in time to save the day?

MANSLAYER		£6.99	
by Nathan Long			
Denmark	100dkr	Euro	€12.50
Sweden	115sek	Norway	125nkr
ISBN 1-84416-509-4			

THE IMPERIAL MUNITORUM MANUAL

From best-selling author Graham McNeill comes this remarkable background book. In the style of a military weapons catalogue, it features over sixty entries on weapons, wargear and equipment utilized by the Imperial Guard, as well as never-before-detailed background information on the organization that provides it: the Departmento Munitorum.

THE IMPERIAL MUNITORUM MANUAL		£12.00	
by Mitchel Scanlon			
Denmark	135dkr	Euro	€17.50
Sweden	160sek	Norway	175nkr
ISBN 1-84416-502-5			



FORGE WORLD

Forge World makes a huge range of resin kits and accessories. These include super-heavy Baneblade battle tanks, Titans, upgrades for Games Workshop's plastic kits, scenery pieces and busts of some of our most popular characters. These products are intended for experienced modellers and are only available directly from Forge World.

www.forgeworld.co.uk



DEATHWIND DROP POD



HYDRA FLAK TANK



SHADOWSWORD



**SEE ALL THESE
MODELS IN
ACTION ON
PAGE 70**

THUNDERHAWK GUNSHIP



WARHOUND TITAN



**APOCALYPSE IS THE
PERFECT SETTING FOR
USING YOUR FORGE WORLD
SUPER-HEAVY VEHICLES!**

CHRISTMAS AT GAMES WORKSHOP®




That time of the year is drawing ever closer – a time of feasting, merriment and gift-giving. At Games Workshop, we're already preparing for the festive season, with store activities and gifts galore!

Over the next few months, you'll see the release of some ideal Christmas gifts, perfect for giving to friends or family, or for putting on your wish list for yourself! In addition to all of the Apocalypse battle formations and redesigned hobby tools out this month, we'll soon be

releasing new versions of the ever-popular custom army cases and brand new army sets for Orks and Eldar. On top of that, from next month we'll be re-launching our Imperial City box set due to popular demand, not to mention all the fantastic new High Elf models that are on the horizon.

We'll have more news of the latest gifts and the 2007 Gift Guide next month. Suffice to say for now that we'll be working round the clock to make sure this Christmas is a magical, hobby-filled one!



CHANGES TO MAIL ORDER

Rick Priestley reports on some important revisions to our range, and the way Games Workshop's mail order service is changing.

The wind of change is blowing through the dung-encrusted hole in the ground where nifty Trolls labour day and night, fulfilling your mail orders in the time-honoured fashion endowed upon Troll-kind by nature and society. Actually, our mail order chaps don't much like being referred to as Trolls... it makes them all tearful. They stick out their lower lips and mumble, "...I wanted to be a Space Marine...sniff". Pitiful really. Anyway, changes are afoot in the Trollery, and consequently some bright spark thought it a good idea to ask me to write few brief words all about it. Even now you can imagine said bright spark entertaining doubts concerning the wisdom of his decision. I know I am. Ah well, press on.

For years I've been banging on about improving our mail order service and adding more interesting and characterful models to the range. "Banging on" obviously pays off, because last year I landed the job of reviewing the range and making recommendations for the future of mail order. Some of those recommendations are being worked on at the moment and will start to take effect next year. This includes simple and obvious things such as being able to order a specific individual model from our webstore rather than a random one, making it possible to buy multi-part models as a single purchase rather than having to order every bit separately, and putting previously discontinued models back on sale where there is no current alternative. We'll also be offering a range of models just for mail order including some new top-notch design work from our finest sculptors – someone will doubtless reveal more once these are ready (my lips are sealed... which goes some way to explain the dribbling of course). There is also a new range of converters' components in preparation, featuring all manner of useful and inspiring bits and pieces such as individual weapons and equipment, including such things as comms gear and ammo-packs for Warhammer 40,000 and banners and magic items for Warhammer.

So that we can get on with all this new stuff we have to clear the decks a bit and take a lot of our back-catalogue and all of the currently available individual components off sale. This means we won't be selling some very old models any more – although popular collectable models for Warhammer and Warhammer 40,000 will be transferring over into the new ranges

once these are ready. The individual components will also be disappearing for a while, but only to give us time to reorganise and relaunch our new "Bitz" range. The best and most useful components will be incorporated into the new range alongside new designs and will be available in due course.

If you collect models from our back catalogue of otherwise discontinued miniatures then now is a good time to make any purchases you need whilst they are still available. If you've always meant to add that coveted "classic" to your collection then this might be your last chance. Similarly, if you particularly want individual components for conversions, and don't want to wait until the new range is launched next year, then it's recommended you buy what you want straight away. I can't tell you exactly which models we'll be dropping as we're working through the ranges as I write, so instead please take a look at our website and online store for up-to-date information. In case anyone was wondering, the ranges for our Specialist Games will be largely unaffected (aside from components). The Specialist Games and models will continue to form part of the range and will be available via mail order as before.



Our Mail Order staff work around the clock to send your miniatures straight to your door.



Forthcoming Collectors' Range Goblin Hero on Giant Spider.

TALISMAN, THE LEGENDARY MAGICAL QUEST GAME, IS BACK!

Talisman is a fantasy board game for 2-6 players where you assume the role of a hopeful adventurer and go on a quest to become the ruler of the fair land of Talisman.

The object of the game is to reach the Crown of Command in the centre of the board and then, by casting Command Spells, force the other players out of the game. You must first build up your strength, craft and number of lives in the outer and middle regions of the board by undertaking various adventures along the journey. When you are powerful enough to tackle the inner region you must find a Talisman to permit entry into the Valley of Fire and reach the Crown of Command.

Your travels will be hard and fraught with danger – and it is in these dangers that the challenge of the game lies. Only by building up your adventurer's powers will you stand a chance of survival!

Talisman is not available in Games Workshop stores, but can be found in many stockists of board games. Alternatively, you can buy it direct from Black Industries. Go to:

www.blackindustries.com/talisman



Design Studio Trainee Miniatures Designers

The Design Studio is looking for potential Trainee Miniatures Designers to join the ranks of its highly talented sculpting team.

Successful candidates will need to display an enthusiasm for and knowledge of the GW hobby and the worlds of Warhammer and Warhammer 40,000 as well as the ability to be sculpt great 28mm miniatures.

If you feel you have the necessary skills and talent to take on this challenge, then please send good quality photographs of your recent work to:

Anne Clarke at Games Workshop, Willow Road, Lenton, Nottingham, England, NG7 2WS

Alternatively e-mail:

anne.clarke@games-workshop.co.uk

FREEPOST

There has never been a better time to purchase your Hobby supplies online or through Direct!

Direct Freepost

All orders of £50 or more that are placed through the Online Store or Direct will be sent to you postage free*.

In-store Freepost

This offer gets even better when you place your online order from your local Hobby Centre, using their in-store order point. When you place an order for more than £25, it will be despatched to the store for you to collect, post free*.

Warhammer World

If you visit Warhammer World you can place your order with the guys in the store, and have it picked and handed to you while you wait!



*UK addresses only

WARHAMMER® WORLD

Willow Road, Lenton, Nottingham, England, NG7 2WS • +44 (0) 115 916 8410

Warhammer World is the spectacular exhibition and gaming arena at our head offices in Nottingham. Here you can see displays of original artwork & miniatures, game to your heart's content and feast in Bugman's Bar.



We have a wide selection of scenery and fantastic showpiece gaming tables from the Underhive of Necromunda to the awesome city of Minas Tirith in the gaming arena. You can come along with your friends and your armies and use these gaming tables if available. Throughout the year we also play host to gaming events run by gaming groups, clubs or organisations such as the GCN or WPS, as well as our own annual calendar of activities.



Right next to the Warhammer World gaming arena is Bugman's Bar, our characterful and cosy Dwarf themed pub. Here you can relax over a cup of tea (...or for Longbeards, a pint of best ale) and dine on home-made cakes, hot and cold snacks or a hearty meal. Bugman's also sells a range of special merchandise, available only at Warhammer World.



The gaming arena at Warhammer World is now the venue for a series of exhibitions and displays of artwork and miniatures from the Games Workshop archive. These celebrate the creative skills of Games Workshop's hugely talented artists, modellers and sculptors, and give visitors to Warhammer World the opportunity to see up close the original artwork, drawings and miniatures, which for almost three decades have illustrated our games, books and of course, White Dwarf magazine.



The Citadel Miniatures Hall contains the finest collection of painted miniatures in the world. Along with thousands of models from the world-renowned Studio 'Eavy Metal team, the display also showcases the work of Golden Demon winners past and present and many other highly individual painters, modellers and artists from the last twenty five years. This unique exhibition gives visitors the opportunity to view new release models and classic miniatures in a sumptuous gallery setting.

Warhammer World Blog

The Warhammer World Blog contains up-to-the-minute information on all of events, activities and displays at Warhammer World, written and posted by the Warhammer World staff, together with store opening times and how to get to the venue.

<http://warhammerworld.typepad.com>

www.games-workshop.co.uk/warhammerworld

COMING NEXT MONTH



High Elf Army Book



Korhil



Shadow Warrior

DON'T FORGET

You can buy our products from the following sources

- Games Workshop stores Page 122
- Good model shops Page 122
- Games Workshop Direct Page 130

www.games-workshop.co.uk

WARHAMMER 40,000

Apocalypse	13/10/07	350dkr,	400sek,	400nkr,	€50.00,	£30.00
Apocalypse Templates	13/10/07	140dkr,	170sek,	200nkr,	€20.00,	£12.00
Apocalypse Vortex Grenade Template	13/10/07	45dkr,	50sek,	55nkr,	€6.25,	£4.00
Apocalypse Big Gun Dice	13/10/07	85dkr,	100sek,	100nkr,	€11.50,	£7.00
Urban Road	13/10/07	175dkr,	200sek,	225nkr,	€22.50,	£15.00
Imperial City	13/10/07	1250dkr,	1500sek,	1500nkr,	€160.00,	£100.00
Basing Kit	13/10/07	135dkr,	160sek,	175nkr,	€17.50,	£12.00
Space Marine Veterans	13/10/07	200dkr,	250sek,	250nkr,	€27.50,	£18.00
Space Marine Masters of the Chapter	13/10/07	225dkr,	270sek,	270nkr,	€30.00,	£20.00
Space Marine Linebreaker Squadron	13/10/07	700dkr,	850sek,	850nkr,	€95.00,	£65.00
Space Marine Terminus Pattern Land Raider	13/10/07	350dkr,	400sek,	400nkr,	€50.00,	£35.00
Space Marine Suppression Force	13/10/07	650dkr,	750sek,	750nkr,	€80.00,	£50.00
Space Marine Battle Company	13/10/07	3000dkr,	3500sek,	3500nkr,	€400.00,	£275.00
Space Marine Armoured Spearhead	13/10/07	1250dkr,	1500sek,	1500nkr,	€160.00,	£100.00
Imperial Guard Baneblade	13/10/07	750dkr,	850sek,	850nkr,	€95.00,	£60.00
Imperial Guard Ogryn Bone 'Ead	13/10/07	115dkr,	140sek,	150nkr,	€15.00,	£10.00
Imperial Guard Ogryn	13/10/07	115dkr,	140sek,	150nkr,	€15.00,	£10.00
Imperial Guard Commissar	13/10/07	70dkr,	80sek,	85nkr,	€9.00,	£6.00
Imperial Guard Lemn Russ Squadron	13/10/07	650dkr,	750sek,	750nkr,	€80.00,	£50.00
Imperial Guard Basilisk Battery	13/10/07	650dkr,	750sek,	750nkr,	€80.00,	£50.00
Imperial Guard Company	13/10/07	2500dkr,	3000sek,	3000nkr,	€320.00,	£200.00
Imperial Guard Ogryn Auxilia	13/10/07	1250dkr,	1500sek,	1500nkr,	€160.00,	£100.00
Emperor's Fist Tank Company	13/10/07	1600dkr,	1900sek,	1900nkr,	€225.00,	£150.00
Emperor's Wrath Artillery Company	13/10/07	1250dkr,	1500sek,	1500nkr,	€160.00,	£100.00
Emperor's Talon Recon Group	13/10/07	1250dkr,	1500sek,	1500nkr,	€160.00,	£100.00
Chaos Tide of Spawn	13/10/07	750dkr,	850sek,	850nkr,	€95.00,	£60.00
Necron Lord with Resurrection Orb	13/10/07	100dkr,	115sek,	125nkr,	€12.50,	£8.00
Necron Phalanx	13/10/07	650dkr,	750sek,	750nkr,	€80.00,	£50.00
Ork Big Mek with Supershoota	13/10/07	115dkr,	140sek,	150nkr,	€15.00,	£10.00
Ork Dred Mob	13/10/07	1250dkr,	1500sek,	1500nkr,	€160.00,	£100.00
Tau Rapid Insertion Force	13/10/07	900dkr,	1000sek,	1000nkr,	€120.00,	£75.00
Tau Armoured Interdiction Force	13/10/07	650dkr,	750sek,	750nkr,	€80.00,	£50.00
Tau Hunter Cadre	13/10/07	2500dkr,	3000sek,	3000nkr,	€320.00,	£200.00
Eldar Windrider Host	13/10/07	900dkr,	1000sek,	1000nkr,	€120.00,	£75.00
Eldar Spirit Host	13/10/07	900dkr,	1000sek,	1000nkr,	€120.00,	£75.00
Eldar Aspect Warrior Assault Wave	13/10/07	1250dkr,	1500sek,	1500nkr,	€160.00,	£100.00
Dark Eldar Ravager Titan Hunters	13/10/07	900dkr,	1000sek,	1000nkr,	€120.00,	£75.00
Dark Eldar Splinter Raid Force	13/10/07	1250dkr,	1500sek,	1500nkr,	€160.00,	£100.00
Tyrannid Hive Mind Brood	13/10/07	900dkr,	1000sek,	1000nkr,	€120.00,	£75.00
Tyrannid Mycetic Assault Swarm	13/10/07	1250dkr,	1500sek,	1500nkr,	€160.00,	£100.00
Tyrannid Hive Endless Swarm	13/10/07	1250dkr,	1500sek,	1500nkr,	€160.00,	£100.00
Gamers' Edition Apocalypse Backpack	13/10/07	750dkr,	850sek,	850nkr,	€95.00,	£60.00

OTHER RELEASES

The Imperial Munitorium Manual	13/10/07	135dkr,	160sek,	175nkr,	€17.50,	£12.99
Manslayer	13/10/07	100dkr,	115sek,	125nkr,	€12.50,	£6.99
Descent of Angels	05/11/07	100dkr,	115sek,	125nkr,	€12.50,	£6.99

WARHAMMER NEXT MONTH

High Elf Army Book	10/11/07	175dkr,	200sek,	225nkr,	€22.50,	£12.00
High Elf Lord on Dragon	10/11/07	300dkr,	350sek,	350nkr,	€40.00,	£30.00
High Elf Alith Ainar, The Shadow King	10/11/07	100dkr,	115sek,	125nkr,	€12.50,	£8.00
High Elf Archmage and Mage	10/11/07	140dkr,	170sek,	200nkr,	€20.00,	£12.00
High Elf Chariot	10/11/07	175dkr,	200sek,	225nkr,	€22.50,	£15.00
High Elf Korhil	10/11/07	100dkr,	115sek,	125nkr,	€12.50,	£8.00
High Elf Phoenix Guards	10/11/07	135dkr,	160sek,	175nkr,	€17.50,	£12.00
High Elf Phoenix Guard Command	10/11/07	140dkr,	170sek,	200nkr,	€20.00,	£12.00
High Elf Phoenix Guard Hero, Caradryan	10/11/07	100dkr,	115sek,	125nkr,	€12.50,	£8.00
High Elf Prince and Noble	10/11/07	140dkr,	170sek,	200nkr,	€20.00,	£12.00
High Elf Shadow Warriors	10/11/07	135dkr,	160sek,	175nkr,	€17.50,	£12.00
High Elf Swordmasters of Hoeth	10/11/07	135dkr,	160sek,	175nkr,	€17.50,	£12.00
High Elf Swordmasters of Hoeth Command	10/11/07	140dkr,	170sek,	200nkr,	€20.00,	£12.00
High Elf White Lions of Chrace	10/11/07	135dkr,	160sek,	175nkr,	€17.50,	£12.00
High Elf White Lions of Chrace Command	10/11/07	140dkr,	170sek,	200nkr,	€20.00,	£12.00

WARHAMMER 40,000 NEXT MONTH

Chaos Space Marines and Rhino	24/11/07	250dkr,	300sek,	300nkr,	€35.00,	£25.00
Dark Eldar Raiders	24/11/07	250dkr,	300sek,	300nkr,	€35.00,	£25.00
Eldar Wave Serpent plus Dire Avengers	24/11/07	300dkr,	350sek,	350nkr,	€40.00,	£30.00
Imperial Guard Armoured Fist	24/11/07	300dkr,	350sek,	350nkr,	€40.00,	£30.00
Space Marine Razorback Squad	24/11/07	300dkr,	350sek,	350nkr,	€40.00,	£30.00
Tau Devilfish and Firewarriors	24/11/07	300dkr,	350sek,	350nkr,	€40.00,	£30.00
Space Marine Vindicator	08/12/07	250dkr,	300sek,	300nkr,	€35.00,	£25.00
Chaos Space Marines Vindicator	08/12/07	250dkr,	300sek,	300nkr,	€35.00,	£25.00

OTHER RELEASES NEXT MONTH

Christmas Army case 1	10/11/07	650dkr,	750sek,	750nkr,	€80.00,	£50.00
Christmas Army case 2	10/11/07	650dkr,	750sek,	750nkr,	€80.00,	£50.00
Figure Case Tag	10/11/07	35dkr,	45sek,	45nkr,	€3.00,	£2.50

WARHAMMER

40,000

APOCALYPSE



40

Design Notes

Jervis Johnson and Graham Davey spill the beans on all things Apocalypse, and explain why you need bigger guns!

48

Baneblade

It's our largest ever plastic kit. White Dwarf takes a close look at this gargantuan model.

APOCALYPSE



Apocalyptic Key:

- 01** Forge World Warhound Titan.
- 02** New Baneblade super-heavy tank.
- 03** Forge World Eldar Scorpion.
- 04** Forge World Eldar Revenant Titan.
- 05** Forge World Eldar Nightwing.
- 06** New Imperial Guard Ogryns.
- 07** New Imperial Guard Commissar.
- 08** New Eldar Autarch on Jetbike leading Wind Rider Host.

The new expansion for Warhammer 40,000 is here, to make your battles bigger than ever. It's time for Apocalypse!

There is only War!" is a phrase most Warhammer 40,000 players will be familiar with, but one that has never been more fitting than in the context of Apocalypse. Now is your chance to fight on a vast scale – playing an Apocalypse battle will take your hobby to a whole new level.

Apocalypse is all about big armies fighting, about using your entire model collection and removing the traditional Codex and force restrictions that exist to preserve game balance; in games of this size, such intricacies no longer matter. In fact, the only stipulation for playing an Apocalypse game is that sides must be 3000 points or over – other than that

anything goes. Truly the shackles have been removed.

To answer the over-arching question of "What is Apocalypse?" White Dwarf stole a few hours with veteran Games Designer and the Studio's resident mad professor, Jervis Johnson.

"Quite simply Apocalypse is a Warhammer 40,000 Expansion that allows you to play very large games," says Jervis. "At present there is an emphasis on pick-up games of 1500 to 2000pts. Games like that are just great; they are the bedrock of the hobby and that will never change – nor should it. However, those of us who have been around for a bit can remember the halcyon days when you played with your



entire collection of models until you came to some kind of conclusion. Apocalypse is really a return to that style of gaming."

One of the maxims when we release an Expansion is that it should not alter the core rules (defined as the rulebook plus the Codexes). You can add rules (or take them away as in the case of Apocalypse) to enhance the setting and make a playable expansion, but fundamentally the core rules do not change; this is still very much a game of Warhammer 40,000. Having a system for playing bigger battles has the happy side effect of allowing us to get all those cool "big things" that we know have existed in the Warhammer 40,000 universe for years but have never been able to integrate into the game. "It has always been hard to try to put things such as massive Titans and Baneblades into Warhammer 40,000 without ►►

It's not just tanks

The advent of Apocalypse sees the release of some great new models.

See all four new Masters of the Chapter just over the page.



Space Marine Company Master.

Turn to page 56 to see these new miniatures and more.



Ork Big Mek with Bosspole.



Imperial Guard Ogryn Bone 'Ead.



Eldar Autarch on Jetbike.

Forge World

Forge World has been making magnificent super-heavy vehicles for years, and Apocalypse is the perfect place to field these behemoths. If you are lucky enough to own something like the Revenant Titan or Scorpion grav-tank, shown opposite, then why not pop into your local GW to play a game of Apocalypse with it? To take a look at Forge World's range of super-heavies, visit the website:

WWW.FORGEWORLD.CO.UK

dramatically altering the rules or just breaking the game," says Jervis. "For instance, if you're playing a 1000-point game with a Warhound, you'd pretty much have just the Titan versus the opposing army, which would be a very strange game to play. Apocalypse solves those issues and finally gives super-heavy vehicles a home."

There are two or three new elements that make Apocalypse work. Arguably the most important is using the special scenario, which soon became known as the Apocalypse Mission during development. Jervis continues: "After we decided to create an Expansion all about big games, one of the first things I did was organise a massive game. I deliberately didn't write lots of rules and just told the participants to bring along their entire collection of models and we'd put them down and see what happened. The feeling I had about it was that it wouldn't work terribly well – what actually happened was that the game was a blast and everybody had a great time. What I took away from that game was that all I really needed to do was give people "permission" to play games in this way. This is essentially what the Apocalypse Mission does; it removes the restrictions normally imposed, and allows you to put all your models on the table."

This means that you can ignore all aspects of the Force Organisation charts. If you have lots of tanks, then you don't need to worry about Heavy Support slots – bring as many armoured vehicles as you can muster. Or, if you're a Tyranid player, field as many Carnifexes as you like!

There's more to the Apocalypse Mission than just lifting the Codex restrictions, though. It has been specifically designed for playing games of 3000+ points a side, so it changes the way forces set up and actually win the game. Once the battlefield has been decided upon, a narrow band of no-man's land, a mere 12 inches wide, is created by using a scatter dice and some string. "When some people first see an Apocalypse game they are often surprised by how close the armies are deployed," says Jervis. "If you think about it, though, this makes a lot of sense. You're going to need a lot of space to deploy such large forces – more than a foot strip of tabletop can provide. Also, infantry could quite easily spend the entire game slowly slogging across the table never really getting anywhere of note. So I quite deliberately set it up so an Apocalypse Mission starts just as the opposing forces are about to clash head-to-head."

Placing your models on the table is also very different from the standard game,

being a very innovative procedure in which you "bid" how long you think it will take to place your units on the table in minutes. You can bid up to 30 minutes but the lowest bid automatically gets the first turn. Units not placed within the time limit are put into strategic reserve and enter play in either the second or third turns. This has led to exciting and frantic activity at the beginning of all the Apocalypse games that have been played in the Studio. "If we'd gone for a more conventional set up method it could have taken a very long time to get the armies deployed. I wanted a way to stop players dithering and speed that process up, and so get the game going as fast as possible," adds Jervis.

Strategic assets

In such big games playing to a points match may not be possible, especially if players are using their entire model collections. Apocalypse copes with this admirably by the inclusion of strategic assets. These are used to balance games by giving the side with fewer points more of these powerful game effects. "We simply took the Stratagem idea from the previous

“ You need to get used to removing 30 models at a time from one shot. ”

Expansion, Cities of Death, and scaled them up," says Jervis. "They're a very interesting set of tools with a wide variety of effects, anything from bombardments and precision strikes to jammers, which actually prevent players on the same side from talking to each other for a set time. Old hands will also note the return of the Vortex grenade – perfect for some random tabletop devastation!"

Another element of the Apocalypse Mission is that it allows you to field big models, like a Forge World Titan or the new plastic Baneblade. To incorporate these massive vehicles into your games, datasheets, very similar to the datafaxes of older editions of Warhammer 40,000, were created. There are two types of datasheet: battle formations and legendary units, the latter referring to super-heavy vehicles. "When we were first developing the rules for the super-heavies, we were very cautious. However, in the early playtests the machines didn't seem to have the power and sheer destructive force that the background stories implied they should have. So we started to ramp up the power levels, increasing the size of the templates along the way! This was another freeing element of Apocalypse – we soon came to



the conclusion that, say, a Baneblade should be as powerful as it needs to be. Yes, it can destroy an entire squad of Space Marines in one shot – and that’s okay in a game of Apocalypse because there will be plenty of other troops on the table and waiting in reserve to fill the gaps in the battle line. Removing 20 to 30 models at a time from one shot is something you need to get used to when playing.”

The other type of datasheet is the battle formations. “These came about almost by accident,” says Jervis. “Andy Hoare, being a mad tread-head, owns an entire Leman Russ Company and he wanted to use them in a game of Apocalypse. We all thought that was very cool. When you’re fielding an entire company, then there should be something special about that; it’s not like you’re just fielding a squadron. Battle formations were created so that, should

you field a certain number of models of a certain type, like a Leman Russ Tank Company, an Ork Dred Mob, or even a Necron Monolith Phalanx, then you get a special rule attached to that formation. This not only allowed us to talk about elements of the background that have rarely been discussed, but it also gave us a way of making sure that all the races, not just those with legendary units, could field something truly apocalyptic.”

More than a game

Missions, strategic assets and big tanks aside, Apocalypse is more than just the rules mechanics on how to achieve such large games. It is a tome packed full of knowledge and the collective experience of many hoary old gamers – including Jervis. “We wanted to explore apocalyptic games and what they offered hobbyists ▶▶

Adding Character

Games of Apocalypse give you the perfect excuse to use all of your special characters at once! Just have a closer look above.

- 01 Eldrad Ulthran, Farseer of Ulthwé.
- 02 Jain Zar, the Storm of Silence.
- 03 Fuegan, the Burning Lance.
- 04 Asurmen, the Hand of Asuryan.

As a challenge, see if you can find Maugan Ra, Harvester of Souls, on the previous page.

M

SPACE MARINE

MASTERS OF THE CHAPTER

Gathering a chapter's leaders together is not without risks. However, these risks are balanced by the fact that such mighty warriors fighting together make a formidable force indeed.



Captain of the 10th Company, Master of Recruits.



Each Master of Recruits oversees the training of the chapter's neophytes. This Master's advanced targeters befit his role as commander of the Scout Company.



Captain of the 3rd Company, Master of the Arsenal.



The Master of the Arsenal has unfettered access to the most ancient and sacred wargear of the Chapter, such as the rare Mk III Iron Armour shown here.



It is common for the Master of the Fleet to bear a thunder hammer into battle, representative of his ability to summon the firepower of the orbiting battle fleet.



Captain of the 4th Company, Master of the Fleet.



Symbolic of his station as the custodian of the Chapter Fortress, the Master of the Watch bears a storm shield and a double-headed axe, shaped in the likeness of the Imperial Aquila.



Captain of the 2nd Company, Master of the Watch.

BATTLE FORMATION

MASTERS OF THE CHAPTER

FORMATION:

1 Chapter Master, 4 Company Masters and 1 Command Squad or Terminator Squad.

SPECIAL RULES:

High Command: Each individual Master provides a specific strategic asset, which can be used once.

- **Master of the Watch:** Ambush
- **Master of the Arsenal:** Precision Strike
- **Master of the Fleet:** Orbital Bombardment
- **Master of Recruits:** Surgical Raids

in more depth, so we did two things. First of all, we wanted to make sure the book was full of advice about the practicalities on organising such large games. We have been honest about it, as we don't want people to think that it will be easy to play a game of Apocalypse; such large games take a lot of effort to organise and play – they're a game that should be played on a special occasion," says Jervis. There's a lot of other discursive advice about finding venues, building and sourcing scenery and even the best time to order the pizza!


"The second thing we looked at," continues Jervis, "was how to really theme your games. The Apocalypse Mission means you can just turn up with your Citadel miniatures and play. After your first game you'll quickly get the hang of the flexibility of the system and how it opens up ideas and themes you could only touch

on before – such as a planetary invasion where all of one side are coming down in drop pods whilst the opposing force is hidden away in bunkers. There's loads of advice in the book about this kind of thing, showing you how to build on the basic Apocalypse Mission, giving examples on theming terrain, making specific objectives and creating your own special rules."

As our time with Jervis starts to wind up he offered us these last few wise words, "In all the games of Apocalypse I've played so far there have always been three or four great memorable moments that you'll replay in your head over and over in the following weeks. My favourite so far has to be a Space Marine Captain leaping across the foot of a Warhound Titan, attaching a Vortex Grenade to its leg and destroying it! You'll find your games of Apocalypse will be riddled with great stories like that." ■

SPACE MARINE VINDICATOR

The Vindicator is the ultimate in heavy Space Marine firepower. Armed with a formidable demolisher cannon and encased in thick plasteel armour, the Vindicator is a specialist siege tank.



Cannon

Demolisher siege cannon, firing a self-propelled demolisher siege shell, loaded by an automated crane and ramp system inside the vehicle.

Launchers

Smoke launchers used to screen the vehicle and confuse the enemy.

Power plant

This vehicle is powered by a standard Quad MkII adaptable thermic combustor reactor.

Crane


Shell loading crane used for demolisher shell movement and for reloading the magazine.

Dozer

Assault "dozer" blade – super-thick plasteel blade used to ram through heavy, urban debris as well as protect the front of the tank from heavy firepower.

Exhaust

Armoured exhaust ports protect the vehicle's fume-release systems, keeping the vehicle active.



INDEX ASTARTES HISTORY FILE

++File V67//xc45 Clearance: Jade

The first Vindicator tanks were converted from Rhino APCs during the subjugation of Rostern I, early in the Horus Heresy. During the conquest of the fortress-city Stahlenburg, the Ultramarines Legion suffered grievous casualties battling through the cramped streets. Roboute Guilliman ordered that a number of the Ultramarines Legion's Rhinos should be fitted with Thunderer cannons and used to literally demolish the fortified buildings one at a time, denying the traitors sanctuary. Vindicator tanks (later fitted with Demolisher cannons) have been a mainstay of most Space Marine chapters ever since.

++File V67//xc45 +File Closed+

BATTLE FORMATION

LINE BREAKER

FORMATION: 3+ Vindicator tanks. One Vindicator must be designated as the command tank.


SPECIAL RULES:

Combined Fire: If three or more Vindicators in the formation fire at the same target, resolve the shots as a single Strength 10, AP 2, ordnance shot, using the 10" Apocalyptic Blast marker. If the hole in the centre of the blast marker lands over a terrain feature (building, bunker, fortification or wood, for example) it is destroyed on the roll of a 4+ (replace it with suitable debris). For each additional Vindicator after the third that combines its fire upon the target, add +1 to the roll to determine whether the terrain feature is destroyed.

Models within a destroyed terrain feature suffer 1 wound on the roll of a 4+ (saving throws are allowed) and each unit must take a Pinning test. Vehicles automatically suffer a glancing hit.

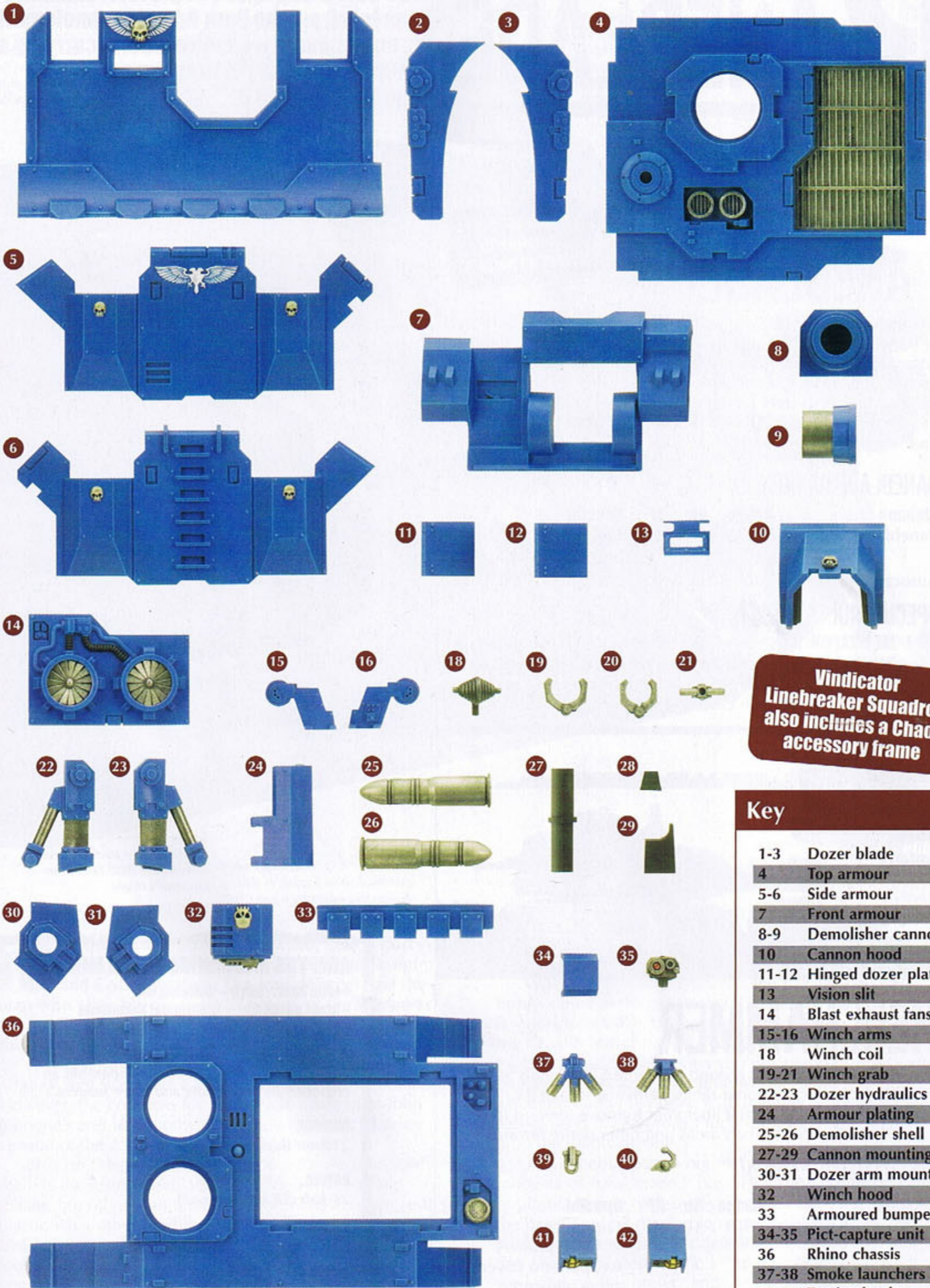
VINDICATOR FRAME

A detailed look at the frames and components that make up the Vindicator tank kit.



Key

- 1-2 Cupola rims
- 3 Hatch doors
- 4 Weapon mount
- 5 Hunter killer missile
- 6 Missile warhead
- 7 Missile pivot
- 8-9 Radar array
- 10 Targeter
- 11-12 Searchlight
- 13-14 Livery
- 15 Vision shield
- 16 Internal divide
- 17 Rhino front plate
- 18 Rhino top plate
- 19 Rhino rear ramp
- 20-21 Rhino top doors
- 22-23 Side hatch doors
- 24 Bottom hull plate
- 25 External left side
- 26 Internal left side
- 27 External right side
- 28 Internal right side
- 29-32 Tracks
- 33 Commander legs
- 34-35 Shoulder pads
- 36-37 Commander Heads
- 38 Cupola torso
- 39-40 Commander torso
- 41 Commander arms
- 42 Storm bolter handle
- 43-44 Storm bolter



Vindicator Linebreaker Squadron also includes a Chaos accessory frame

Key	
1-3	Dozer blade
4	Top armour
5-6	Side armour
7	Front armour
8-9	Demolisher cannon
10	Cannon hood
11-12	Hinged dozer plates
13	Vision slit
14	Blast exhaust fans
15-16	Winch arms
18	Winch coil
19-21	Winch grab
22-23	Dozer hydraulics
24	Armour plating
25-26	Demolisher shell
27-29	Cannon mounting
30-31	Dozer arm mounts
32	Winch hood
33	Armoured bumper
34-35	Pict-capture unit
36	Rhino chassis
37-38	Smoke launchers
39-40	Towing hooks
41-42	Headlights

B IMPERIAL BANEBLADE

The Baneblade is one of the few remaining marvels from the Dark Age of Technology. It is an armoured weapon platform carrying a devastating array of firepower, and none can stand before it.

BANEBLADE

See the 10" Blast template in action on page 70

It is claimed that in the distant past there were whole divisions of Baneblades in the Emperor's service, but today an Imperial commander is fortunate to have a company of three, and more usually only a single Baneblade will be available. The Baneblade is prized for its highly destructive abilities and the morale boost that seeing such a behemoth gives to the troops on the ground.

BANEBLADE CANNON

Weapon	Range	Str	AP	Special
Baneblade cannon	72"	9	2	Ordnance 1, 10" blast, primary weapon.
Autocannon	48"	7	4	Heavy 2, co-axial.

SPECIAL RULES

CO-AXIAL WEAPON: If the player fires the co-axial weapon before the main weapon and scores at least one hit on the target unit, he may re-roll missed rolls to hit with the main weapon (or re-roll the scatter dice in the case of ordnance).

Gun Barrel |
Turret-mounted Baneblade cannon with co-axial autocannon.

Heavy Bolters |
Hull-mounted twin-linked heavy bolters.

Demolisher |
Hull-mounted demolisher cannon, with a fast-loading shell magazine.

Tracks |
Aquila pattern tracks. None who follow shall doubt the Emperor's might.

See the full Hellhammer on page 52



HELLHAMMER

The Hellhammer is built around the same STC chassis as the Baneblade. It carries shorter-ranged armament than the Baneblade, allowing the Hellhammer to move forward in support of infantry in urban areas and other dense terrain.

HELLHAMMER CANNON

Weapon	Range	Str	AP	Special
Hellhammer cannon	36"	10	1	Ordnance 1, 7" blast, primary weapon, no cover saves allowed.
Autocannon	48"	7	4	Heavy 2, co-axial.

ADEPTUS MECHANICUS TECH FILE

++File Xd10//09YU – opening file
– input passcode – Clearance: Vermillion

CREW

A Baneblade has a crew complement of ten: a commander, a driver, a comms-operator, an engineer, three gunners and three loaders.

ARMOUR

210mm thick armour plating.

POWER

25 kph (18 kph off road).

ENGINE

Main power plant, a 110 square kilo-cubits' adaptable thermic combustor.

++File Xd10//09YU +File Closed+

Turret
Twin cupolas mean two crewmen can be positioned in the turret for better observation.

Power plant
The Baneblade's engine can produce an impressive 110 kilo-cubits² of raw power.

Fuel Tanks
Four supplementary fuel tanks give the Baneblade a 230-mile range from the base of operations.



Smoke Launchers
Capable of firing five tetra-density rating smoke grenades per minute.

Lascannons
Sponson-mounted lascannons with a 180° arc of fire.



Baneblade tank commanders are fierce and decisive individuals.

The Baneblade model was a major team effort involving concept designers, numerous sculptors and CAD operators. The lead designer and the man who arguably did the lion's share of the work was the Studio's resident tank maker, Tim Adcock. Surprisingly, this is not the first time Tim has sculpted a Baneblade.

"My first Baneblade model was actually for Epic 40,000, so it was quite a bit smaller than this incarnation. However, the concepts for the vehicle came from John Blanche's and Jes Goodwin's designs in a much earlier version of the game," says Tim.

This isn't the first big Baneblade we have produced – there is the resin Baneblade model that Forge World makes, but other than the change of materials from resin to plastic what other modifications did Tim add to the new tank? "For the plastic Baneblade we did want to make it look more gothic but in a very subtle way. It would have been easy to go overboard and create a cathedral on tracks, but as this was a meant to be a functioning war machine we didn't want to go that far. So you have influences of the Warhammer 40,000 universe here and

there such as the arched viewing ports and headlights, and the shrine on the back of the power plant."

Whereas the Forge World model has always been firmly aimed at the experienced modeller, the plastic kit is far more accessible. "Absolutely," agrees Tim. "It is a very big kit with lots of frames. However, if you have put together a Land Raider then you'll have no trouble with the Baneblade. Just take your time with it, build it in sub-assemblies and then bring it all together at the end. I'd recommend it as a project for a long weekend. Then paint it up the following one."

The Baneblade is so big that only recent technological innovations have made it possible to create such a model in plastic. Before, we simply wouldn't have been able to fit the master model needed to make the Baneblade onto a pantograph machine. "It's definitely a Citadel Miniatures first and our biggest plastic kit so far," says Tim. "The things we learnt on this project and the cutting edge technology we now have access to means it really is just the start of a whole new generation of bigger, super-detailed and even cooler plastic kits."

01



02



REGIMENTAL COLOURS

The Imperial Guard often repaint tanks – even super-heavy ones – to match a regiment's colours, camouflage pattern or campaign scheme. These two are painted in the colours of the Steel Legion (01) and Vostroya (02).

True Baneblades

Reflecting the Baneblades' high demand and short supply, the millennia have seen a slow increase in the number of counterfeit Baneblades in service across the Imperium.

These Baneblades, produced by Forge Worlds eager to secure large military contracts, do not incorporate all of the available STC data that is available to Mars and the few other favoured Forge Worlds. While a true Baneblade uses powerful, rocket-propelled shells in its main cannon, a "second generation Baneblade" uses only standard battle cannon ammunition. Similarly, the demolisher cannon in a true Baneblade allows it to lay down a devastating bombardment as it advances, while second generation Baneblades normally mount a second battle cannon in the hull. These are not the only differences, as the original Baneblade design has improved internal armour bracing, greater engine performance and transmission, tactical logic engines, and many secondary systems which are far superior to those of mere counterfeits.

True Baneblades, constructed and consecrated using the original STC, are logged and registered with Mars. Their serial numbers and names are tracked, allowing the Adeptus to trace their combat history, crew roster and whereabouts. It is vital that the fate of each and every original Baneblade is known.

Tank Commander
Baneblades are directed by veteran tank commanders. They communicate to both crew and supporting troops via the multi-channel vox array sited on the turret.



It is common practice for the crew to adorn their tank with kill markings. With super-heavies, a skull normally represents an HQ unit, super-heavy or Titan-class target.



The rear of the engine bears an Adeptus Mechanicus shrine. Ancient sigils and wards bless the machine spirit of the Baneblade.



Weapons Platform


From this elevation you can see the huge amount of firepower the Baneblade can bring to bear: six twin-linked heavy bolters, two lascannons, one demolisher cannon, one co-axial auto cannon and one Baneblade cannon.

Side Sponson

The side sponsons can be mounted in the centre or towards the front or rear. You also have the option of fitting twin-linked heavy bolters or heavy flamers.



Another weapon option for the Baneblade is a turret-mounted heavy stubber.



Every Baneblade bears a unique serial number. This is often displayed on the tank's hull. By this code the vehicle's deeds are recorded by the Techpriest-scribes of Mars.

Imperial Eagle

The Imperial Aquila is displayed on different areas of the hull of the Baneblade.



SUPER-HEAVY TANKS

We take a look at some Baneblade variants made using the new kit. Not only can you embellish the Imperial Baneblade, but you can also transform it into a vehicle belonging to another race.


HELLHAMMER

The Hellhammer excels at crushing its foe in dense terrain, using shorter ranged but devastating weaponry.

Hellhammer
The Hellhammer cannon replaces the Baneblade cannon. Even heavy cover provides no protection from its shells.



This tank is built from a standard Baneblade kit using the optional parts.



The spools sport twin-linked heavy flammies. Here they are placed towards the front of the tank to be in range of enemy infantry.

FORTRESS OF ARROGANCE

The Fortress of Arrogance is Commissar Yarrick's mobile pulpit and command vehicle.



Pulpit
The pulpit allows Yarrick to deliver fiery oratory to his troops and was created by adding a plasticard floor to the turret. This was finished off with details from the Citadel City Ruins kit, more plasticard and a good rummage in the bits box.



The side panels were created using thin plasticard. Both panels were carefully painted to show off the glory of Commissar Yarrick.

Heavy Bolter
The hull-mounted heavy bolters were embellished by adding parts from the Witch Hunter Exorcist.

CHAOS PLAGHEREAPER

A Vile Chaos construct, vomited forth from the foulest of imaginations, the Plaguereaper is terrifying to behold.



Pus Cannon

The pus cannon was built over the original Baneblade cannon using masking tape to create the shape. Green Stuff was then modelled on top and various wires added for detail.



The vats were built using plastic container lids tiled over with thin card. The toxic goo was painted with a mixture of Wet Effect fluid and Camo Green paint.

SPACE ORK SKULLHAMMA

With a supa-charged engine and an even bigger gun, it is more than a match for its Imperial counterpart.

Tank Commander

Adding a commander can give a large vehicle a bit more personality. This one was built using an Ork Boy's body combined with a Stormboy's head.

Kannon

The Skullhamma kannon was built using plastic pipes, card, wire and even parts from the City Ruins kits.



The glyph plates were built from thick plasticard, with rivets made from offcuts of plastic rod. Once the Battlewagon was painted, the Orky icons were added.

CREATING APOCALYPSE

Apocalypse is one of the largest projects we have ever undertaken here in the Studio. Graham Davey talks about what you should expect to see when you thumb through those big pages.

Apocalypse on the Worldwide Web



The Apocalypse website is jam-packed with additional and exclusive content, everything from tactics on how to survive being a foot slogger in Apocalypse, to "webisodes" starring Jervis Johnson!

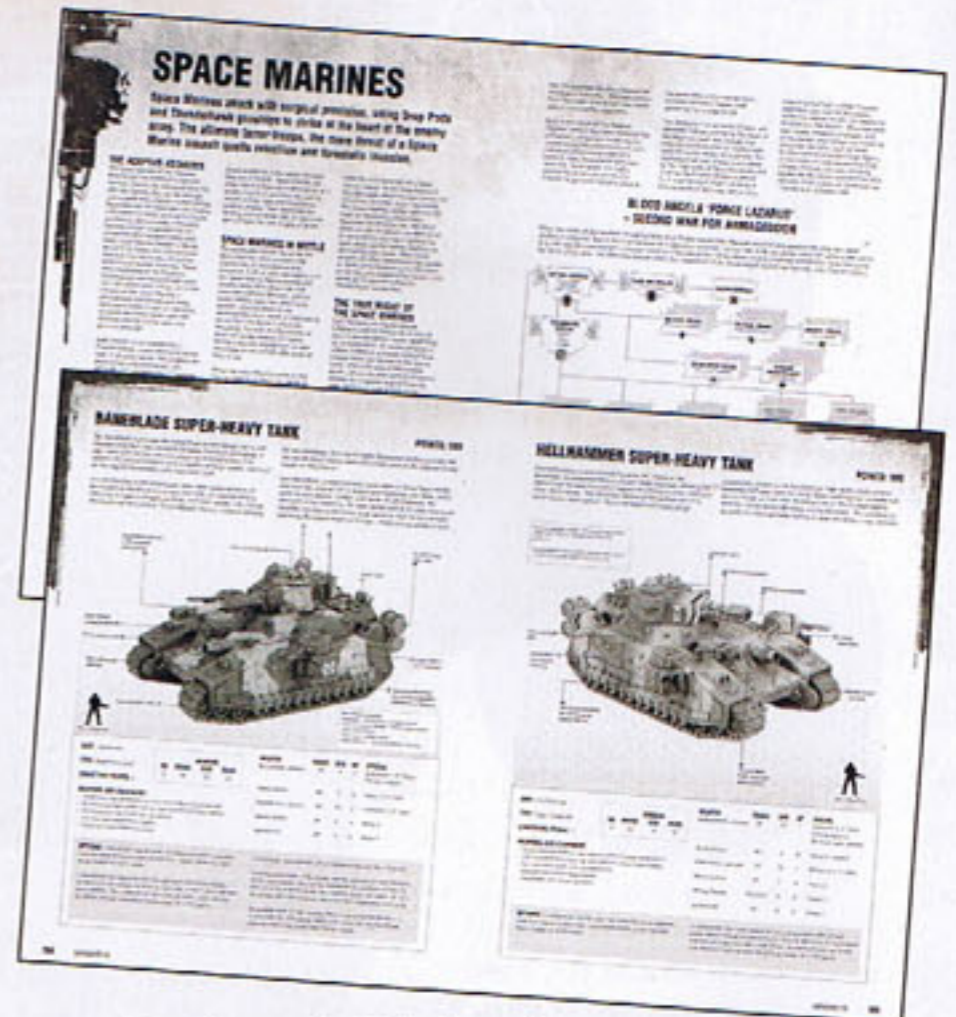
There is also a whole load of new datasheets, covering loads more legendary units and battle formations; so many, in fact, that we think we're in danger of filling up the Internet! All our web content is free to view and download, so why not log on now:

WWW.GAMES-WORKSHOP.CO.UK/APOCALYPSE

Graham Davey is a name that may not be familiar to many of you, although veteran White Dwarf readers will recognise him as "Wordy Bloke" from when he worked on this very magazine. Now, Graham works in Games Development in a planning and editorial role rather than as one of the principal writers. Apocalypse was very much a team effort, with no lead writer as such and so, by default, Graham became the project coordinator, gathering contributions, organising massive battle reports and making sure the many different sections of the book came together.

"It really was a huge team effort," says Graham. "More than any project we've done in the Studio, it pushed and challenged us. Jervis wrote the Apocalypse Mission, Alessio came up with the new rules, the datasheets were written by the whole of Games Development, the Studio Hobby team came up with some fantastic apocalyptic-scale scenery (wait until you see the Gargant Factory!) and, along with 'Eavy Metal, painted up massive forces. Of course, the sculptors did a great job with the new metals and Tim Adcock has given us a Baneblade!" Like the calm in the eye of a storm, Graham sat in the middle of all this activity and brought all the different elements together into one very big, feature-packed book.

"The Apocalypse book is crammed full of stuff," Graham enthuses. "For instance, there are over 60 datasheets, three gatefold sections and a whole raft of new background." Expanding the Warhammer



▲▶ Datasheets detail the legendary units and battle formations that are a very important part of Apocalypse. The book contains over 60, but there'll be more appearing on the web and in White Dwarf, like the exclusive Terminus Ultra datasheet opposite.

40,000 universe with more background details always gets us very excited at White Dwarf, so what does Apocalypse add? "It deals with how your army fights at that massive level. We've always hinted at how these things work in the past, but never covered it in any great detail. The Necrons section, for instance, is a must read – it explains how and why the Necrons fight on a bigger scale, how a tomb world gradually awakens, the effects on the local populace and neighbouring worlds, and so on. Another great example is the Tau Empire, who will deliberately designate their armed forces with non-threatening titles such as the 'BE'Eta Establishment Initiative' in the – often vain – hope of keeping the indigenous population calm and more compliant."

Each of the different race sections opens with some kind of graphic or diagrammatic element to accompany the text. The Orks, for example have a very cool-looking flow chart that follows the progress of Ork Warlord Garaghak as his fleet grows and turns into a full-scale Waaagh! "The Apocalypse book was an opportunity to try different ways of presenting the background elements. We had great fun with some of these, like the Waaagh! flow chart and the Dark Eldar slave raid illustrations," adds Graham. ▶▶

APOCALYPSE BOOK

Big games need a big book, and none are larger than Apocalypse. The new expansion is an oversized, hardback, coffee-table style book. With over twice the page count of its predecessor, Cities of Death, the sheer amount of material in Apocalypse will keep you going for a long time!




TERMINUS ULTRA LAND RAIDER

POINTS: 300

The Terminus Ultra pattern Land Raider is the ultimate in Space Marine anti-armour vehicles. The Terminus Ultra forfeits its troop carrying capability in order to mount a battery of lascannons capable of punching through power fields and the thickest armour. The huge power build-up generated when a Terminus Ultra fires can cause irrevocable damage to the vehicle's systems, and so it is only used

when all other options have been exhausted. Only when the largest armoured targets are encountered are these venerable machines deployed from the Armourium. Against the massive war engines of the Emperor's foes, the Terminus Ultra is the Space Marines' surest weapon. With a single salvo, a Terminus Ultra can cripple a super-heavy tank, disable a Chaos Titan or destroy an Ork Stompa.



Size Comparison.

UNIT: 1 Terminus Ultra pattern Land Raider.

TYPE: Tank.

BS	ARMOUR		
	FRONT	SIDE	REAR
4	14	14	14

WEAPONS AND EQUIPMENT:

- Two sponson-mounted twin-linked lascannons.
- Two sponson-mounted lascannons.
- One hull-mounted twin-linked lascannon.
- Smoke Launchers.
- Searchlight.
- Power of the Machine Spirit.
- May choose any vehicle upgrade from the Space Marines armoury.

WEAPON
Lascannon

RANGE STR AP SPECIAL
48" 9 2 Heavy 1

SPECIAL RULES

Power Overload: If you roll four or more 1s to hit with the Terminus Ultra (before re-rolls for its twin-linked weapons), the tank has suffered a potentially catastrophic power surge. The Terminus Ultra suffers a single penetrating hit after its shooting has been resolved.

"Beloved Emperor, bless this holy vehicle, and bless our enemies - for they will be damned by our holy cannons."

- Prayer chant of Techmarine Vantil before consigning Terminus Ultra "Segnus" to war.

R

EINFORCEMENTS

The Baneblade may be deservedly hogging the Apocalypse limelight but it is far from the only release this month. Eldar, Ork, Necron and Tau players can rejoice as well!



Imperial Guard Commissar with power fist.



Imperial Guard Commissar with bolt pistol.



Imperial Guard Commissar with plasma pistol.



This Commissar can be armed with either a power sword or a chainsword.



Imperial Guard Ogryn with ripper gun.



Ogryn Bone 'Ead with ripper gun.



Imperial Guard Ogryn with ripper gun.

Ogryn Auxilia

The huge strength and durability of the Ogryns makes them perfect soldiers for the Imperial Guard. They require almost no training, although they can only make use of the simplest of weapons. A select few may even have a glimmer of initiative which makes them prime candidates for augmetic surgery to boost their brain-power to the point where they can become an Ogryn Sergeant, otherwise known as a Bone 'Ead.

New rules

As we mentioned earlier, Expansions to our games do not change the core rules, but can bring additional rules to the game to make sure all the new elements work. Apocalypse is no exception in this respect.

"We cover rules for gargantuan creatures, super-heavy vehicles, flyers and new template sizes," says Graham. "These have been touched upon before in other publications, most notably the Imperial Armour books by Forge World. The Apocalypse system is very similar and will be familiar to many players. There are brand new developments; my favourite is the Destroyer rule. A weapon with Destroyer is so powerful it doesn't have a Strength value – target vehicles are automatically penetrated and the scoring player even gets +1 to his roll on the super-heavy damage table."

Apocalypse is the new home for flyers, as normal games of Warhammer 40,000 represent too small an area for such fast-moving craft. But with the scope of Apocalypse you can finally see how a Thunderhawk Gunship operates, or even initiate some aerial dog fighting. Graham explains: "There's always been a certain level of abstraction needed when using flying models in Warhammer 40,000, especially big ones like the Thunderbolt fighters and the Thunderhawks. We've tried to get them more involved in the game by including rules for bombing runs, which can be devastating for the poor infantry units underneath. The Thunderhawk Gunship is worthy of a special mention because it is just so hard, although that is reflected in its points cost."

With all this talk of Destroyer weapons, dinner-plate-sized weapon templates and



Eldar Autarch on Jetbike.

APOCALYPTIC TEMPLATES



The templates used in Apocalypse are like everything else to do with the Expansion: massive! In the game, many of the super-heavy vehicles and the new legendary

units use weapons with power levels never seen before. The Apocalypse templates represent the sheer destructive force of the big guns now available.



Imperial Guard Ogryn with ripper gun.



Necron Lord with resurrection orb.



Space Ork Big Mek with Bosspole.

the sheer scope of Apocalypse, you could be forgiven for being a little intimidated by it all, or feel that it is somehow unachievable. "It really isn't," stresses Graham. "The only restriction for Apocalypse is a minimum of 3000 points a side. We played lots of 3000-point games when we were playtesting and they are equally as effective as the massive games shown in the book and in White Dwarf, so don't feel put off by that. If you team up with a friend, then four people can play in a game of Apocalypse with just 1500 points each. And because there's no Force Organisation charts, getting to that total is surprisingly easy, taking everything you have to hand will soon add up and using special characters will get you there even faster," says Graham. "Special characters are great in Apocalypse – it's their natural home. Whilst it's always been hard to

justify using Marneus Calgar in a 1000-point skirmish, there are no such concerns when he's leading an entire Battle Company. In fact, in one early draft we said that an Apocalypse force had to take a special character to lead it, although we dropped that rule later as we didn't want to be so prescriptive."

After talking with Graham and Jarvis, we've come to the conclusion that the Apocalypse expansion is many things. It is a way of playing games on a massive scale; a way for super-heavy tanks, flying craft and Titans to be included in your games; a way for clubs, gaming centres and schools to put together games on a scale you've only ever dreamed of. Mostly, though, it is about removing the limits from your gaming and allowing you field your entire Citadel Miniatures collection on the tabletop, and that's just great fun! ■

The Necrontyr

In battle, Necron Lords act as leaders and energy nodes for the Necron Warriors. They are a chilling sight on the battlefield, directing their warriors' attack in unnatural silence.

Necron Lords are often seen with a nascent glowing orb in their metal hands. When the energy from the orb is released, the scattered remains of destroyed warriors reconstitute themselves, before silently standing, ready to do battle once more.

ULTRAMARINES ARMY

This Ultramarines army is a fairly balanced force that should be able to take on a range of missions and foes. It has a good range of unit types, including close combat ability, speed and firepower. For games of Apocalypse, we've added the Suppression Force, which can bring long-range bombardments down on the enemies' heads, and the Armoured Spearhead, which can lead a blitzkrieg right into enemy lines.



EXPANDING YOUR ARMY

Apocalypse fanatic Andy Hoare has come up with two sample armies that highlight how you can take a traditional Codex force and "Apocalypse-it-up". If you have a standard Warhammer 40,000 army already, these tips will have it Apocalypse-ready in no time!

More on the web

How to go about expanding your force is a broad subject, all of which we just don't have the space for, even in this bumper issue of White Dwarf. Luckily, our website has loads more articles that cover this topic – everything from battle formation combos to creating your Apocalypse force from scratch. Visit the Apocalypse website for more information:

WWW.GAMES-WORKSHOP.CO.UK/APOCALYPSE

Andy: When planning and collecting a Warhammer 40,000 army, most of us think in terms of the 1500 to 2000 points we will be fielding in the majority of our games. Depending on the army, most people go on to collect more than they can use in one go, and some just collect as much as possible for the sheer joy of it. Well, Apocalypse blows the artificial 1500-2000-point ceiling right off of the hobby, allowing you to collect, and most importantly use, as many models as you like.


Over the next few pages you'll find some example army lists. Each list takes as its core a 2000-point army intended for use in normal games of Warhammer 40,000. These are the sorts of armies many people collect, getting to know them really well and using them in a range of missions against a variety of foes. The armies are

built from one of the army or mega force box sets, and have been expanded with various other units.

On top of the basic 2000 points, we've added an extra 1300-1500 or so, in the form of the new legendary units or battle formations, presented on the datasheets from Apocalypse. The models in these units can, of course, be fielded in normal games, but they really come into their own when combined into the special formations presented in Apocalypse. Legendary units and battle formations are a great way to expand your army, and they provide an entirely new angle on collecting. Even better, their special rules allow the models in the unit to be used in ways not possible in normal missions, making for even more cool, exciting and memorable games. I've picked Ultramarines and Eldar to illustrate how to make an army Apocalypse-ready.



TOTAL: 3510 POINTS



CORE FORCE

- 01 Master**
With lightning claw, Iron Halo and plasma pistol.
140 points
- 02 Command Squad**
Includes Sergeant with bolter, Standard Bearer, a Space Marine with a plasma gun, Apothecary and Company Champion with power weapon and combat shield. Razorback with twin-linked lascannon.
245 points
- 03 Librarian Epistolary**
With Terminator armour, force weapon and storm bolter.
145 points
- 04 Venerable Dreadnought**
With assault cannon and close combat weapon.
125 points
- 05 Dreadnought**
With twin-linked lascannon, missile launcher and smoke launchers.
138 points
- 06 Tactical squad**
Includes Sergeant and 9 Space Marines; 1 with missile launcher and 1 with flamer. Rhino transport.
216 points
- 07 Tactical squad**
Includes Sergeant and 9 Space Marines; 1 with missile launcher and 1 with flamer. Rhino transport.
216 points
- 08 Scouts**
4 with sniper rifles and 1 with missile launcher.
95 points
- 09 Assault squad**
Includes Sergeant with power fist, combat shield and terminator honours, and 4 Space Marines.
145 points
- 10 Land Speeder Tornado**
80 points
- 11 Devastator squad**
Includes Sergeant and 9 Space Marines; 1 with missile launcher, 1 with multi-melta, 1 with plasma cannon and 1 with lascannon.
260 points
- 12 Predator**
With turret autocannon and sponson heavy bolters.
110 points
- 13 Whirlwind**
85 points

APOCALYPSE EXTRAS

Suppression Force

- 14 Land Speeder Tornado.**
25 Points
- 15 4 Whirlwinds.**
80 points
- 15 4 Whirlwinds.**
340 points

Armoured Spearhead

- 16 Land Raider Crusader.**
50 Points
- 16 Land Raider Crusader.**
265 points
- 17 3 Land Raiders.**
750 points

SUB TOTAL: 1510 POINTS

SUB TOTAL: 2000 POINTS

SAIM-HANN ELДАР ARMY

Saim-Hann armies are characterised by their preference for fast units. The army relies on speed and agility to bring the enemy to battle on the Eldar's own terms. The 2000-point army presented here is balanced, with a focus on speed but with a more than decent complement of heavy firepower. When used in an Apocalypse game, the speed element is really ramped up through the addition of a massive Wind Rider Host. This formation will have the run of the table, and is ideal for isolating and destroying unsupported enemy units.

01



02



03



08



07



06



04



05



16



16



16



16



16



16



16



16



16



TOTAL: 3368 POINTS



CORE FORCE

- 01** Farseer
With Doom, Fortune and spirit stones.
130 points
- 02** 4 Warlocks
1 with singing spear, 2 with Conceal, 1 with Destructor and 1 with Enhance.
158 points
- 03** Autarch
Jetbike and laser lance.
120 points
- 04** 10 Guardians
With starcannon.
105 points
- 05** 10 Guardians
With starcannon.
105 points
- 06** 3 Rangers
57 points
- 07** Wave Serpent
With bright lances, vectored engines, star engines and spirit stones.
180 points
- 08** 10 Dire Avengers
With Exarch, shimmershield/power weapon, Defend and Bladestorm.
177 points
- 09** 3 Shining Spears
Includes Exarch with star lance, Skilled Rider and Withdraw.
167 points
- 10** 3 Shining Spears
Includes Exarch with star lance, Skilled Rider and Withdraw.
167 points

APOCALYPSE EXTRAS

- Wind Rider Host
100 points
- 15** Autarch on Jetbike with laser lance.
120 points
- 16** 9 Squadrons of 4 Jetbikes.
792 points
- 17** 4 squadrons of 2 Vypers with shuriken cannons.
360 points
- 11** 2 Vyper Jetbikes
With shuriken cannons
100 points
- 12** Falcon
With scatter laser, holofields and spirit stones.
175 points
- 13** 3 War Walkers
With 2 bright lances, 1 Eldar missile launcher, 1 starcannon, 1 scatter laser and 1 shuriken cannon.
215 points
- 14** Wraithlord
With bright lance and wraithsword.
140 points

SUB TOTAL: 1372 POINTS

SUB TOTAL: 1996 POINTS

APOCALYPSE GAMING BOARDS

Your massive armies will need somewhere suitably vast to fight over. There is nothing quite like a full Apocalypse table for sheer hobby joy. Creating such a large space is easy, and there is always the floor if space is tight!

Objective Markers

Apocalypse games are won by capturing objectives. Objectives can be simple counters, specially modelled vignettes or models, or terrain pieces already on the board.

01



This Warhound head objective was made by using an actual resin Titan component, kindly donated by Forge World.

02



This Imperial culvert was created from a base of polystyrene. The butresses on the six corners of the hex are from a Warhammer 40,000 building set.

03



This Hive Node objective was scratch built. Its body was formed from polystyrene and loads of Tyranid bits, mostly from the Gaunt frame.

Forward march

In this battle it is the end of turn 1, so the reserves have yet to come on but the Tyranids have already advanced across no-man's land and are ready to assault in turn 2.



Large open space

Open spaces on Apocalypse boards are no bad thing, as they tend to fill up very quickly in turns 2 and 3 when the reserves are moved onto the battlefield.

The standard sized table for a typical 1500-2000 point game of Warhammer 40,000 is 6' x 4', which most gamers will have access to. Apocalypse games, however, are far larger and so, unsurprisingly, require lots more space to play.

For an Apocalypse game of 3000 points a side, you can push two 6' x 4' tables together to create an area 6' x 8' – although an 8' x 4' battlefield is acceptable at a push. However, these sizes are just the starting point; as your armies get bigger then your battlefield must also grow in size, which can be problematic in the average house! This is where Hobby Centres, schools and clubs really come into their own, as it is generally much easier for these places to produce and gather more gaming tables, thus creating potentially massive battlefields to fight over.

Think about the shape

When Apocalypse was being playtested it quickly became clear that the innovative deployment and setup rules meant that you didn't necessarily have to stick with the traditional rectangular-shaped battlefield. The Apocalypse book is replete with examples of non-standard battlefields, such as "T"-shaped tables and separate tables linked by bridge sections. The White Dwarf Apocalypse battle report featured later in this issue is played over a very large "L"-shaped table. So if space is at a premium, using a battlefield of a more unusual shape may just be the answer.

When planning the area for your battles, don't forget you'll need plenty of space to walk around the battlefield, especially if there are a few of you playing. You'll also need an area for books, dice, casualties and the usual gaming clutter. ■

Scratch built train

Apocalypse battles are the perfect venue to use special, themed or scratch-built models. This Imperial armoured train was made specifically for the board. The "Counts As" rule allows you to apply the rules for existing units to your scratch-built, obsolete or themed models. In this case, the armoured train was counted as a Land Raider that can only move along the tracks.


Tall building

Apocalypse battlefields benefit from having a few large pieces of terrain. Not only do they give height to the table, but they also afford some of the larger models and super-heavies a bit of cover.



FLOOR WARS

If you're struggling to find a table big enough for your Apocalypse battle then the solution may be under your feet! A large, flat area of floor is perfect for playing massive games of Apocalypse. Just don't step on the models!



Get ready for war!

There's even more Apocalypse coverage to come. On page 70 we have a record-breaking 42,000-point battle report, while next month we go into even more depth on the Baneblade, with a comprehensive masterclass on how to assemble and paint our largest ever plastic kit.

Don't forget to visit the Apocalypse website, which is brimming with loads more material:

www.games-workshop.co.uk/apocalypse

INTO THE VORTEX



[www.games-workshop](http://www.games-workshop.com)

Apocalypse Gaming 20th and 21st October

The Karkarodon system has fallen to the blasphemous forces of the Chaos Renegades' irresistible orbital assault. These dark worlds, lit now by the fires of burning promethium fields, lie under palls of foetid smoke as gibbering, squamous creatures of Chaos pursue the last few survivors. Loyal riggers and hive gangers continue to launch guerrilla raids from their rocky fastnesses, but their efforts are largely futile.

The High Lords of Terra will not stand for this affront and massed fleets have been dispatched to the Karkarodon worlds to restore the Emperor's peace and reclaim the priceless fuel source. From the vaults of the Mechanicum terrifying weapons have been unleashed to smite the enemies of Mankind!

Landing in massive assault waves, Space Marines and Guardsmen, vehicles and huge engines of destruction pour onto the blackened soil to bring redemption to these worlds in the name of the God-Emperor of Terra!

At the edge of the system space warps and twists as an undetected portal opens. Graceful sails unfurl to catch solar winds as the Eldar warfleet slips silently towards the war ravaged worlds.

All this weekend your local Games Workshop store will be running Apocalyptic games of Warhammer 40,000, using huge war machines such as the legendary Baneblade superheavy tank, and forbidden weapons of lost technology... the vortex grenade!

Bring your Imperial forces into the store to fight and reclaim these vital worlds! Chaos players; Hold fast! By the blessings of the Dark Masters you will hurl the servants of the corpse-god back into space!

Talk to your local store about the exciting Warhammer 40,000: Apocalypse themed events and activities they are running.

The Galaxy burns!

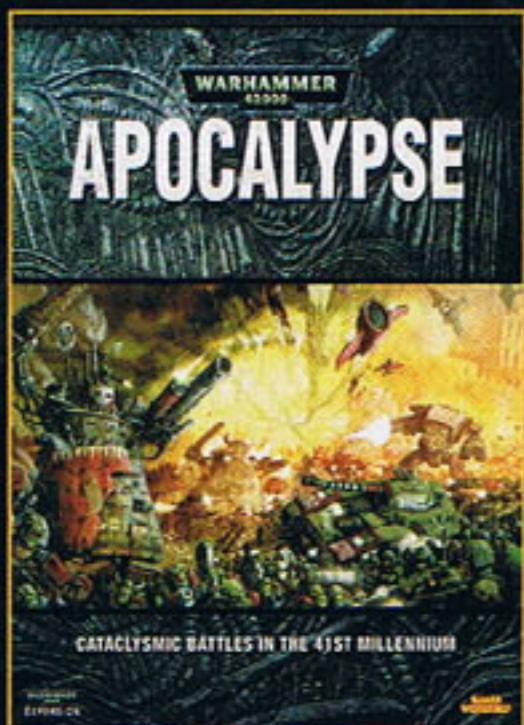
RING YOUR LOCAL STORE FOR DETAILS!

[.co.uk/storefinder](http://www.gamesworkshop.com.co.uk/storefinder)



STANDARD BEARER

This month, Jervis talks about a subject dear to his heart – the spirit of the game – and how this fits into games of Apocalypse. Delving deep into the internal, tea-fuelled neuro-archives that he calls his “J-Files”, Jervis calls to the faithful, and prepares to convert the wicked...



Apocalypse will change the scope of Warhammer 40,000 forever. Remember, you don't need a 10,000-point force to play – a 3000-point collection will serve you well!

I talked about Apocalypse in last month's Standard Bearer, and do you know what? I'm going to do it again this month! Some cruel people may say this as a sign of deepening dementia and absent-mindedness on my part, and to a degree I'd have to agree with them. Well, about the absent-minded bit anyway. And possibly the dementia bit too...

You see, after re-reading last month's column I realised that, although I'd explained how Apocalypse allows you to fight big battles, including things that can't be used in normal sized games (like the Baneblade tank), I'd failed to say anything at all about how Apocalypse is played. This month I'll try to make up for this terrible oversight by talking about this subject in some depth. In the process I will be touching on all kinds of airy-fairy, hippy nonsense like “social contracts” and “playing in a friendly spirit” and even “sportsmanship”. I know that some players find these things an anathema, and agree with Genghis Khan that “it is not sufficient that I succeed – all others must fail”. Speaking personally, though, I think that these things are very important, not just for Apocalypse but for all of our games.

By now some of you may be scratching your heads and asking “What is he blathering on about?” Well, in a nutshell, Apocalypse is intended to be played in an easy-going way that emphasises having fun over winning at all costs. In my opinion this is the best way to play any of our games, an opinion that was reinforced by some of the 3000-to-5000 points-a-side games of Apocalypse we played during the development of the rules. These games were usually two to four player games, and to start off with we played them simply to test the rules with as many different armies as possible. What quickly became evident, however, was that these games were just great fun to play and really captured the spirit of what Warhammer 40,000 was all about, so we ended up playing quite a few games like this just for the fun of it. I can remember one especially exciting 3000-point game between Alessio Cavatore and Phil Kelly that left the players saying “That was the best game of Warhammer 40,000 I've ever played!” High praise indeed, especially when you consider that Alessio

and Phil have played hundreds of games of Warhammer 40,000 over the years.

Interestingly, the main way that Apocalypse achieves this happy state of affairs is by allowing players to take pretty much anything they want in their army. Now, on the face of it this appears to be a license to create the most monstrously unbalanced armies imaginable – a player could turn up with an army made of just Greater Daemons, for example, or only consisting of Assassins, or whatever. And this could be a problem, if it wasn't for the fact that games of Apocalypse involves a group of players. What we found happened in practise was that loosening the restrictions on what players could take pretty much forced them to work together and play Apocalypse in the manner and spirit in which it is intended. This happened because if they exploited the freedom they'd been given, then the games simply weren't as much fun, either for them or for the other players involved.

This is the “social contract” I mentioned earlier – you and the other players need to work together to let Apocalypse reach its full potential. To put it bluntly, if you break this contract, then other players won't want to play Apocalypse with you, and you'll never again get the chance to play huge games using your entire collection. And that would be a shame really, because you'll miss out on all of the fun of using all of the models in your collection, and using things like Baneblade tanks in your games. Note that the social contract isn't a hard and fast rule that is written down in the rulebook and needed in order to play; it's an attitude that allows you to get more out of the games you play.

So, one of the first things you need to bring to the table when you play Apocalypse is the right attitude, one that won't break the social contract between you and the other players. But what is the right attitude? Well, probably the most important thing is to play the game in the spirit in which it's intended. We've written Apocalypse in such a way as to get this spirit across as clearly as we possibly can, so I won't belabour the point here. Suffice to say that when we say Apocalypse is meant to allow you to play strongly



Phil Kelly has been collecting his Tyranid horde for a long time, and Apocalypse has finally allowed him to use it all on the tabletop at once – including the Bio-titans!

themed games that emphasise having fun over winning at all costs, then we really do mean it. This isn't to say that you shouldn't try to win when you play Apocalypse – far from it! – just that you shouldn't allow your desire to win to become more important than anything else.

For example, in a normal game of Warhammer 40,000 you might look at your collection and decide what you will use based on its effectiveness on the tabletop, and your knowledge of what your opponent is likely to be using. In a game of Apocalypse, on the other hand, it's much more fun either to use your whole collection (go on, you know you've always wanted to!), or to pick a force that has a theme based on the game background. This means that the emphasis is on making sure the armies look good on the tabletop, rather than trying to squeeze every possible ounce of game-winning potential into a 1500-point army list.

As an example, in the game between Alessio and Phil that I mentioned earlier, Alessio simply used all of his Eldar (including all of the Phoenix Lords!), while Phil used all of his large Tyranid horde. On the other hand, as I described last month, Dave Cross saw Apocalypse as an opportunity to collect a themed Imperial army made up of Imperial Guard supported by Space Marines and a Titan!

The other important thing you need to bring to the table when you play Apocalypse is a sporting attitude. Much has been said over the years about what sportsmanship is, but I think the best description is "a desire that your opponent (or opponents) enjoy the game as much as you do". Once again, this doesn't mean

“Apocalypse is meant to allow you to play themed games that emphasise having fun over winning at all costs.”

that you have to try and lose the game, just that you should pay attention to how much fun your opponent is having when they play, and do whatever you reasonably can to make it an enjoyable experience for them, too. The best way to do this is to talk to them. Ask them what they want from the game. Talk about the rules you'll be using, especially things like how terrain and lines of sight will work. Describe your army to them while setting up. If they seem unsure about the rules for anything, then take a bit of time to explain them. Above all, treat your opponent as you would like to be treated yourself.



Apocalypse allows for epic duels between monstrous engines of destruction!

Being a sporting player is especially important for Apocalypse, where you'll often be playing as part of a group of players, and where games will very often have a specially designed theme or scenario. Basically, you have a bigger responsibility because there are often so many other players involved in the game. If you're the organiser of such a game, it's important that you make sure that all of the players know what the aim of the game is and what it is you're trying to achieve, while as a player you should be thinking

“Apocalypse creates memorable events that will stick in the players' minds long after they've forgotten who won or lost.”

about what you can do to make the game a truly Apocalyptic experience for all concerned (while still allowing your side to win, of course!).

Often this will mean that you'll have to throw caution to the winds and do things because they will make the game more fun for you and your opponents, rather than because they are the most sensible tactical move to make. For example, in the last turn of a recent Apocalypse game, Tigurius and a depleted squad of Scouts found themselves about to be charged by Lucius the Eternal backed up by a large squad of Chaos Space Marines. The sensible choice would have been to pull back, leaving Lucius with nothing to fight, as Tigurius and his Scouts had little chance of surviving if they hung around. A sensible choice, yes, but dull, dull, dull! Instead,

Tigurius made a desperate last-turn charge, and was rewarded with a mighty cheer when he managed to dodge all of Lucius' attacks (the Chaos player rolled a lot of 1s), and then slay the Chaos Lord with a single blow from his master-crafted force weapon. This was a really memorable event that will stick in the minds of the players long after they've forgotten which side won or lost the battle.

To sum up then, you will get the most from Apocalypse if you work together with the other players in order to allow the game to reach its full potential, and you can achieve this by playing the game in the spirit in which it's intended, and by playing with a sporting attitude. Simple, really.

In fact, I'd recommend you follow these principles all the time, be it for Apocalypse or any of our games – you really will have much more fun! It also just happens to be the way we play the games ourselves. Now, of course, I can't force you to play like this, as it's not the kind of thing one can really write rules for (and nor would I really wish to). And, of course, there is nothing really wrong with treating Warhammer 40,000 just like any other sort of game, to be won by any means possible. It's just that doing this means that you'll miss out on a lot of the very things that makes our games unique.

All of which is quite enough pontificating and hyperbole from me! What I would really like to know is what you think about the things I've talked about. Is sportsmanship and playing the game in the right spirit important? Or is crushing your opponent as quickly as possible really what the hobby is all about? Should armies be picked because they look good, or because of how they perform on the tabletop? Write in and let me know what you think.

Write to Jervis at:

Jervis Johnson
c/o White Dwarf
Design Studio
Games Workshop
Willow Road
Nottingham NG7 2WS
United Kingdom

WARHAMMER®

40,000



In the grim darkness of the far future there is no respite, no forgiveness, only war! Choose your side; the fate of the stars is in your hands.

Warhammer 40,000 is a tabletop game for two or more players. Use your army of Citadel miniatures to fight across ravaged alien landscapes. You may choose to bring order to the galaxy using the armed forces of the Imperium, to side with the gods of Chaos or align yourself with one of the many xenos races. The Codexes allow you to fight with your chosen army, while the Expansions add extra dimensions to your games.

www.games-workshop.co.uk/store/warhammer40000



Apocalypse

Apocalypse allows you to take your battles to whole new levels. This expansion shows you how to fight massive battles!




Tyranids

Hailing from another galaxy, the Tyranids are in fact one super-organism, a predator whose prey is whole worlds.



Necrons

Unstoppable automata who have lain dormant for millions of years, the Necrons have awoken to harvest the souls of all.



Cities of Death

This expansion allows you to take the war to the cities of the future with comprehensive rules for urban combat.



Tau Empire

The Tau are a dynamic, technologically advanced young race who desire to bring peace to all for the sake of the Greater Good.



Daemonhunters

Members of the mysterious Inquisition, the Ordo Malleus are tasked with preventing daemonic incursion into real-space.



Space Marines

The mightiest warriors of mankind, the Space Marines still uphold their 10,000 year-old oaths to protect the Imperium.



Chaos Space Marines

These traitors from the dawn of history sold their souls to the dark powers of Chaos long ago.



Witch Hunters

The Witch Hunters of the Inquisition work tirelessly to root out heretics, the full might of the Imperium at their command.



Dark Angels

The noble sons of Lion El'Jonson harbour a dark secret. Loyal to a fault, they are consumed by guilt at their past betrayal.



Eldar

The tattered remnants of a once-great civilisation, the Eldar are a dying race who dream of a return to their days of glory.




Imperial Guard

At the heart of the Emperor's armies are millions of regiments, whose advantage lies in tanks and vast numbers.



Black Templars

Crusading all over the galaxy, this mighty chapter brings cleansing death to all aliens, taking the stars for the Emperor.



Dark Eldar

The most black-hearted of all Eldar, they snatch creatures from many planets, inflicting horrible tortures upon them.



Orks

Greenskins are a plague on the galaxy, a race of warriors who live only to fight, their technology crude but deadly.

D THE DOOM OF VILIUS



WARHAMMER
40,000
APOCALYPSE

BATTLE
REPORT

Every so often, White Dwarf publishes a battle report that is so big or exceptional that it is remembered for years to come. This month we have just such an event; here we present the largest battle report ever to appear in these hallowed pages. With over 21,000 points a side, this truly is Apocalypse!

Iervis: With the release of Apocalypse we really wanted to do a battle report in White Dwarf, and make it one of the largest, most apocalyptic battle reports ever. We knew that we'd have to pull out all of the stops for the game.

The first thing we needed to do was to decide which armies to use. With Apocalypse, you can either just fight a battle between loose "alliances", in which case any armies can be used depending on what you have available, or you come up with a storyline or theme for the battle, and then limit the armies to those that are appropriate to story. After some discussion we decided to do a themed game, featuring Imperial and Chaos armies. In a spin on the usual narrative for such games, we decided to have an Imperial force attempting to wrest a captured Imperial planet from the hands of the Chaos invaders. We came up with the idea that Chaos had managed to capture the capital city, and had constructed a huge warp rift, from which hordes of Daemons could pour forth and overrun the entire planet!

We turned to the Studio's hobby experts, who made us a brilliant warp rift objective for the game – a churning warp portal ringed by floating, rusted iron gates, suspended above a massive crater; now that's what I call an objective marker!

The next thing to do was to pick the models we were going to use in the game. We decided to let the Apocalypse book be our guide, and used the most important tenet from its pages – use all of the models in your collection (and then beg, steal or borrow a few more to make the game even bigger)! So instead of limiting ourselves to a fixed points value, we simply used all of the Studio's Ultramarines, and all of the Studio's Chaos Space Marines, and then we added in all of the Studio's Cadians, and all of the Baneblades we had painted.

But this still wasn't enough – so we went round to the Forge World offices to beg their help, and they did us proud too, supplying us with a bumper haul of resin goodies in the shape of two Warhound Titans, a Thunderhawk, two Thunderbolts, two Hell Blade fighters, a Hell Talon bomber, a Shadowword, and even an extra Imperial Guard tank or two! As these forces were amassed near the gaming table we realised that the Chaos side was getting

rather outnumbered, so we decided to add in every Daemon we could lay our hands on from the Studio's collection, plus White Dwarf designer Christian Byrne's own personal 7000-point Chaos Space Marine army (Which you may have seen in the last issue – Grombrindal).

Finally we had enough stuff – over 42,000 points in total! This amount gave us plenty of reserve units to replace the casualties that would inevitably be suffered. Casualty rates can be very high in games of Apocalypse, so it makes sense to try and hold back at least a third of each army in reserve.

With the armies selected, we went ahead and decided who would actually play. Just about everybody in the Studio wanted to take part, but there were only ten places available. As you might imagine there was a certain amount of, erm, competition for the places, but fortunately nobody was hurt in the resulting scrum. When the dust had settled we had two five-player teams, listed on the next few pages. Each player was allocated to a sector on the battlefield, and given a list of the special tasks they needed to achieve

“ This had to be the largest and most apocalyptic battle report ever! ”

and the objectives they should try and capture, as well as the forces under their command and the strategic assets they could use during the game.

Eagle-eyed readers may have noticed that I didn't have a command of my own. This, of course, would never do. So, after a certain amount of bribery and arm-twisting, I was able to get myself appointed as supreme commander on the Imperial side. My job was to make sure that all of the Imperial players focused on achieving their own task and objectives. I was also given control of the Thunderhawk (containing some Deathwing Terminators and Dark Angels heroes!) and the Thunderbolt fighters, and would be allowed to send them to whichever sector I felt would most benefit from their assistance. Christian carried out a similar role as commander of the Chaos side.

With that, we were finally ready to go to battle and play...

“Damn and blast your eyes, man, would you have me cower in the shadows like a rat?”

Lord Zindler strode impatiently around the dusty confines of the district's shrine, his exasperated gestures forcing his aides to take involuntary steps backward.

“But Sir...” Zindler's sanctioned psyker, Alexid Vostoi, looked terrified, like he was about to bolt out of the room. “Sir, there is every chance that our intervention is just what they need to complete their ritual, sir.” Zindler bristled.

“What? Explain yourself! This is no time for doubts. We are about to strike! To claim the city once more in the name of the Emperor!”

“They are chanting, sir. Waiting for something. I... I think it might be us, sir. I think it might be our blood.”

Outside, in the blasted and defiled streets of Vilius Coronis, horned figures clad in ornate armour took up their positions in the ruins. The spider-like Defilers scuttled forward and the Chaos-tainted Predators gunned their engines. The Great Summoning was almost complete. All that was needed to breach the walls of reality was warrior's blood, by the gallon. The Chaos commanders knew well how to claim it.

The ground shook as if in fear as mighty Baneblades and towering God-Machines strode to engage their opposite numbers, and the skies were streaked with contrails as an entire Battle Company of the Ultramarines thundered from the skies into the city. War had come to Vilius Coronis. War on a scale that would not only destroy the city but could rip reality itself apart.

DEFENDERS OF THE IMPERIUM

The forces of the Imperium must retake Vilnius Coronis and close the warp rift before the entire planet is ripped apart. They are led in their efforts by an entire Ultramarines Battle Company.



The Imperial Army Sector A

Imperial Guard Command Platoon.
Imperial Guard Platoon
Command Squad.
10 Imperial Guardsmen.
10 Imperial Guardsmen.
10 Imperial Guardsmen.
10 Imperial Guardsmen.
10 Imperial Guardsmen.
10 Imperial Guardsmen.
Imperial Guard Platoon
Command Squad.
10 Imperial Guardsmen.
10 Imperial Guardsmen.
10 Imperial Guardsmen.
10 Imperial Guardsmen.
10 Imperial Guardsmen.
6 Imperial Guard Lascannon teams.
3 Imperial Guard Mortar teams.
Imperial Guard Vanquisher.
Imperial Guard Demolisher.
Chaplain Cassius.
Techpriest and Servitor.
Space Marine Chaplain.
Space Marine Captain.
Space Marine Combat Squad.

Sector B

Tigurius
5 Space Marine Devastators.
5 Space Marine Scouts.
5 Space Marine Scout Snipers.
Space Marine Combat Squad.
Land Speeder.
Predator Annihilator.
Predator Destructor.
Terminus Ultra Land Raider.
Land Raider.
Land Raider Crusader.
Techmarine.
Space Marine Veteran Squad
and Rhino.
Space Marine Captain, Veteran
Squad and Rhino.
Techmarine and 2 Servitors.
Space Marine Dreadnought.
Space Marine Dreadnought.
Space Marine Dreadnought.
Space Marine Venerable
Dreadnought.

Sector C

Space Marine Suppression Force.
Imperial Guard Artillery Battery.
Sentinel Squad.
Sentinel Squad.
Imperial Guard Emperor's Fist
Tank Company.
Hydra Flak Tank.
Techpriest and Servitor.

Imperial Guard Reserves

5 Ogryns and Chimera.
20 Conscripts and Preacher.
10 Imperial Guard Kasrkin.
10 Imperial Guard Kasrkin.
3 Leman Russ battle tanks.

Ultramarine Reserves

5 Space Marine Terminators.
5 Space Marine Terminators.
5 Space Marine Terminators.
5 Space Marine Terminators.



The forces of the Imperium have been tasked with closing down the warp rift and gaining access to the Chaos-held city of Vilnius Coronis. To do this they will need to take the bridge and breached wall in Sector C (shown in the deployment photo on page 76). At the same time they must protect the small foothold the advance forces have gained in the south of the city, represented by the two objectives in the Imperial Guard deployment zone in Sector A.

The warp rift has been deemed the most important objective and so the Ultramarines veteran force with the Warhound, led by none other than Marneus Calgar, will attack the crater that contains the portal. The Imperial Guard armour, comprising three Baneblades, a Basilisk Artillery Battery and an entire

Leman Russ Tank Company, will power through the desert and head for the wall breach, taking out any enemy armour on the way.

The Imperial Guard infantry will be tasked with defending the two key positions in the Imperial-held part of the city in Sector A. A Hellhammer super-heavy tank will also be deployed in the area to support the infantry and keep the enemy's own infantry at a safe distance. The Ogryns and Kasrkin are to be kept in reserve, ready to be deployed wherever they are needed most.

The hundred-plus-strong Ultramarines Battle Company is ready to join the battle from turn 2. With their transports and jump packs, they'll be able to snatch and secure an objective quickly, and whittle down the hordes of traitors.



5 Space Marine Bikers.
Space Marine Attack Bike.
Space Marine Chaplain on Bike.
Vindicator.
Land Speeder Tornado.
Land Speeder.

Ultramarines Battle Company

Space Marine Command Squad and Razorback.
6 Space Marine Tactical Squads and Rhino.
2 Space Marine Devastator Squads and Rhino.
2 Space Marine Assault Squads with Jump Packs.

Super-heavy vehicles

3 Baneblades.
1 Hellhammer.
1 Warhound Titan.
1 Shadow Sword.
2 Thunderbolts.
1 Thunderhawk Gunship with 10 Deathwing Terminators, 1 Captain and 1 Chaplain.

Total Points: 21,000*

**This is an estimated points cost, as towards the end we lost count several times! As this is an enormous Apocalypse game it doesn't really matter. The emphasis is on getting all your models on the table during the game; the distribution of strategic assets are designed to balance things up as long as both sides have an approximate points cost.*

Imperial Commanders

Jervis Johnson
Supreme Commander, Imperial forces.

Alessio Cavatore
Commander of Imperial Guard in Sector A.

Available strategic assets
Supreme HQ; Null Field Generator.

Adam Troke and Pete Foley
Commanders of the Ultramarines in Sector B.

Available strategic assets
Precision Strike; Orbital Bombardment; Surgical Raids; Ambush; Vortex Grenade.

Andy Hoare
Commander of the Imperial Guard armour in Sector C.

Available strategic assets
Blind Barrage.

Ed Morris
Commander of the Ultramarines Battle Company, deployment classified.

Available strategic assets
Flank March; Hold at All Costs; Careful Planning; Orbital Bombardment.

IMPERIAL AIR SUPPORT



The Imperium hope to claim air superiority, with a Thunderhawk, two Thunderbolts, and a Hydra anti-aircraft vehicle. Which are available from Forge World

DESPOILERS OF WORLDS

The forces of Chaos must open the warp rift to complete the Great Summoning. To achieve this feat, they must engage the Imperial forces and spill as much blood as possible.

The Chaos Army

Sector A

Undivided Daemon Prince.
Slaanesh Lord.
2 Khorne Lords.
10 Chaos Havocs.
6 Chaos Havocs.
6 Chaos Havocs.
8 Chaos Havocs.
2 Chaos Defilers.
8 Plague Marines and Rhino.
8 Slaanesh Chaos Marines and Rhino.
5 Chaos Possessed Space Marines.
Iron Warriors Basilisk.
10 Iron Warriors Space Marines and Rhino.
13 Khorne Berzerkers.
7 Red Corsairs Possessed Chaos Space Marines.
Khorne Chaos Predator.
Red Corsairs Chaos Vindicator.

Sector B

Huron Blackheart.
Typhus.
Undivided Daemon Prince.
4 Chaos Spawn.
10 Slaanesh Chaos Space Marines.
10 Red Corsair Chaos Space Marines and Rhino.
8 Chaos Space Marines.
8 Plague Marines.
8 Plague Marines.
Plague Marine Lord.
13 Khorne Berzerkers.
13 Khorne Berzerkers.
Chaos Dreadnought.
5 Black Legion Possessed Chaos Space Marines.
Chaos Defiler.

Sector C

Nurgle Daemon Prince.
7 Black Legion Chaos Space Marines.
8 Black Legion Chaos Havocs.
8 Word Bearer Chaos Space Marines.
6 Iron Warriors Space Marines.
Iron Warriors Lord.
5 Chaos Space Marine Bikers.
8 Black Legion Chaos Space Marines.
9 Black Legion Chaos Space Marines and Rhino.
Iron Warriors Chaos Dreadnought.
Black Legion Chaos Dreadnought.
Chaos Dreadnought.
2 Chaos Defilers.
Red Corsairs Chaos Predator.
Red Corsairs Chaos Land Raider.
Iron Warriors Chaos Vindicator.
2 Iron Warriors Chaos Predators.
Iron Warriors Chaos Land Raider.
2 Black Legion Chaos Predators.
Black Legion Chaos Land Raider.

Chaos Reserves A

Abaddon.
10 Black Legion Chaos Space Marines and Rhino.



Abaddon himself will be overseeing the Chaos forces as they attempt to gain control of the warp rift and prevent the Imperium from retaking the city of Vilius Coronis.

In Sector A (see deployment photo on page 76-78) the Black Legion will focus on repelling the dug-in Imperial Guard and taking the objectives in the Imperial deployment zone. The grotesque Plaguereaper super-heavy tank will also deploy in the area. A three-tank Chaos Vindicator Linebreaker squadron will be held in reserve. If and when Abaddon deems the combat worthy of his direct attention, he'll teleport down to Sector A in the latter half of the battle.

In the centre the Chaos forces will mainly consist of Chaos Space Marine infantry, although Typhus and a Daemon


Prince will also be present. The warp rift is due to rip open, spilling out hordes of Daemons should the carnage in turn 1 be enough to please the capricious Chaos Gods. Once free from the warp the Daemons will swarm across the crater and engage the Imperial lines. Should any Greater Daemons be present in the morass then they will head for the Imperial Warhound and try and take it out as fast as possible. On the bridge, two Chaos super-heavy vehicles – the Chaos Warhound and the Chaos Baneblade – will guard the objective.

In the desert of Sector C the Chaos plan will be to counter the inevitable Imperial Guard armour with their own tanks. The followers of Khorne have also furnished the Chaos Commanders with a Brass Scorpion – a Daemon Engine of immense power.



- Chaos Vindicator Linebreaker.
 - 4 Khorne Chaos Bikers.
 - 5 Black Legion Chaos Obliterators.
 - Chaos Terminator Lord.
 - 5 Black Legion Terminators.
 - 5 Night Lord Chaos Bikers.
 - 5 Night Lord Chaos Bikers.
 - 5 Night Lord Chaos Bikers.
 - 3 Chaos Predators.
- Chaos Reserves B**
- 6 World Eaters Terminators.
 - 2 Black Legion Obliterators.
 - 10 Night Lord Chaos Marines.
 - 10 Night Lord Chaos Marines.
 - 10 Night Lord Chaos Marines.
 - 10 Night Lord Chaos Marines.
- Chaos Reserves C**
- 5 Black Legion Chaos Terminators.
 - Black Legion Chaos Terminator Lord.
 - Tzeentch Chaos Sorcerer.
 - 10 Purged Chaos Space Marines and Rhino.
 - 10 Thousand Sons Chaos Space Marines.
 - 2 Black Legion Chaos Obliterators.
 - 5 Red Corsairs Chaos Terminators.
 - Night Lords Chaos Dreadnought.
- Warp Rift Daemons**
- 4 Greater Daemons.
 - 220 Lesser Daemons.
- Super-heavy vehicles**
- Plaguereaper.
 - Iron Warriors Chaos Baneblade.
 - Chaos Brass Scorpion.
 - 2 Chaos Hell Blades.
 - Chaos Hell Talon.
 - Chaos Warhound Titan.
- Total Points: 21,000***
- *Estimated Total.*

CHAOS FLYERS




With two swift Hell Blades and a deadly Hell Talon, the Chaos forces hope to contest the skies above Vilius Coronis. Chaos Flyers available from Forge World.

- Chaos Lords**
- Christian Byrne**
Chaos Overlord, and Commander of Black Legion forces in Sector A.
Available strategic assets
Hold At All Costs; Orbital Bombardment.
- Tom Waddington and Graham Davey**
Commanders of Chaos forces in Sector B.
Available strategic assets
Strategic Redeployment.
- Gav Thorpe and Mat Ward**
Commanders of Chaos forces in Sector C.
Available strategic assets
Long Range Ack Ack; Camouflage.



FORCE DEPLOYMENT


With the forces selected, players chosen and the strategic assets allocated, it was time to deploy the massive forces. Approximately a third of each force was held back in reserve.




Objectives

In a game of Apocalypse, the forces fight over a set of objectives:

- 01** The wall breach in Sector C provides a way for Imperial forces to gain access to the city.
- 02** The bridge is a key position; to claim it, a scoring unit must hold the dead centre of the objective.
- 03** The warp rift in no-man's land is so important that it counts as two objectives.
- 04** The command building holds the high-ranking command staff of the Imperial army.
- 05** The shield generator is housed in this building; it is vital that the Imperial Guard protect it with their lives.





No-man's land.

Imperial Deployment Zone.

Jervis: The next thing we needed to do was to divide these huge armies up in some way amongst the players that would be taking part so that the armies could be set up. To make this easier, we decided to split the table into three different sectors, each with its own allocation of forces and its own set of objectives, and then we'd allocate the players to the sectors at the start of the game. We simply named the three board sectors A, B and C.

Sector A was the ruined city, and here we decided that the forces of Chaos were to drive out the Imperial defenders, while the Imperium simply had to hold out against this onslaught. Sector B was in the centre, and here both sides were ordered to capture the warp rift. Sector C was the

desert, where the Imperial forces were tasked with capturing the bridge and fortified wall, while the Chaos forces had to try and stop them. Just for fun, we linked Sectors B and C with a tunnel network.

The models allocated to each sector were themed around the role they needed to carry out, so just about all of the Imperial tanks went on the desert board, while all of the Imperial Guard infantry went into the defence force tasked with hanging onto the city in sector A. Each sector was also allocated its own set of reserves, being made up of the stuff we couldn't sensibly fit on the table at the start of the battle. Finally, as this was a themed game we dispensed with the normal Apocalypse Mission deployment rules and set the troops up in line with the narrative.

Placing Objectives
Apocalypse is won by capturing objective markers. Two of these are placed in each deployment area, and the remaining two in the area of "no-man's land" that lies between the two forces. Normally the players choose where to set up the objectives, but in our game the organisers decided where they were, based on the theme we'd come up with for the game. After some consideration we decided that the warp rift should count as both of the objectives in no-mans land, rather than just one.

LET BATTLE COMMENCE

The battle began with both forces advancing. Chaos had the early advantage thanks to a few specialist units that could cross no-man's land and assault in the very first turn.

++ I don't know what it is... some kind of metal monster - it hit the lead Russ before we could fire a shot... Emperor have mercy! It's on us. ++

Intercepted vox-transcript,
Leman Russ IV, Emperor's Fist Tank Company.



The entrenched battle line of Cadians suddenly looks all too thin against the advancing tide of Chaos.





With a mighty, inhuman roar, the insidious forces of Chaos lurched forward as one. The infantry advanced and the many vehicles and tanks in this apocalyptic force rumbled towards the Imperial lines. In the northwest, the desert area code-named Sector C, the Imperial forces launched their Blind Barrage strategic asset wisely, shrouding the Imperial armour in a veil of smoke.

This didn't halt the Brass Scorpion, which scuttled forward, fearlessly wading into the smokescreen looking for prey.

Towards the centre of the battlefield, the leering and deformed Chaos Spawn sprinted across the warp crater, underneath the spinning, ironbound warp portal. With a surprising burst of speed they made it across no-man's land and into assault range of the Ultramarines Scout Squad perching on the rim of the crater.

In Sector A, the urban area, Christian's serpentine Chaos Lord slithered across the table and into assault range of Alessio's Imperial Guard line with frightening speed. At the start of the Shooting phase, Christian unleashed an early orbital bombardment. He targeted the Hellhammer with the Apocalyptic Blast template, placing it on top of the super-heavy vehicle. Christian tried to damage the primary weapon, but was thwarted by the weapon saving throw.

The other forces in sector A began to shoot, and Alessio started removing his Imperial Guardsmen by the handful. The two units of Chaos Havocs cut a bloody swathe through the Imperial Guard battle line, and the Plaguereaper's noisome pus cannon killed eight poor guardsmen in one slimy, noxious teardrop of slime! Back in Sector B, the Imperial Titan's void shields were removed through the sheer weight ►►

Turn 1

- 01** The Chaos Spawn sped across the crater and were assaulted by the Scouts, who lost two in the ensuing combat.
- 02** The pus cannon fired, consigning eight Guardsmen to a horrid fate!
- 03** The Hellhammer fired back at the Plaguereaper. The template shot scattered off the Chaos Tank but still destroyed a Chaos Dreadnought and four Possessed.

Turn 1 continued ►►

Awesome armies

Jervis (Imperial High Command): One of the best moments in a game of Apocalypse is just after both sides have deployed. I highly recommend taking a few minutes getting a models' eye view of the battlefield at this point. We had to stop in order to take pictures of the deployment, which gave us plenty of time to look at the two awesome armies as they prepared for battle. It really was incredibly impressive.

I especially liked the spectacle of the long thin line of Imperial Guard infantry. In my mind's eye I could imagine the troopers nervously doing final checks on their weapons and glancing hastily over the barricades every now and then, while the Sergeants and the Commissars moved up and down the line making sure they were ready for the attack.

of massed firepower. The Chaos Warhound then charged up its arm weapons and fired the plasma blastgun at the Imperial Warhound, causing a hit on the Titan's turbo laser destructor arm, which was ignored thanks to the Titan's primary weapon save. The Chaos Warhound's other weapon, the vulcan mega-bolter, was aimed at one of the many Ultramarines Dreadnoughts but, despite being a Heavy 15 weapon, only managed to destroy the Dreadnought's power fist.

The other super-heavy on the bridge, the Chaos Baneblade, could not see its prime targets – the three Imperial Baneblades on the desert flank – due to the blind barrage.

Instead, it targeted its powerful cannon at the Ultramarines Predator across the river in Sector B.

Gav, who was controlling the Baneblade, only managed to roll a Stunned result. Its sponson lascannons proved more accurate, destroying two Leman Russ battle tanks despite the smoke.

In the Assault phase, the Black Legion Chaos Lord made short work of the Imperial Guard squad it had charged, after its Daemon weapon granted the Lord six extra attacks! The Brass Scorpion ripped apart an unfortunate Leman Russ.

The Warhound powers up

After the pounding taken by the Imperial Guard in the first phase of the game it was time for the forces of the Emperor to take stock and start their initial moves. Alessio wasted no time, as the commander of the Guardsmen in Sector A. With the gun line secure there was no great surprise when Alessio declared there would be no

movement from his forces, although he was eager to start firing with the Hellhammer.

In Sector B the Ultramarines, still mostly inside their Land Raiders, moved forward. Some of the Space Marine infantry advanced over the crater rim and into the warp rift. The movement in Sector C was much more dynamic as the Imperial forces consisted mostly of tanks. However, rather than trundling forward it was more of a case of trying to manoeuvre out of the way of the Brass Scorpion's grasping claws!

The Shooting phase began in Sector C with the Basilisk squadron. The massive earthshaker shells flew high into the air

“The Leman Russ immobilised itself with a short-range shot from its own battle cannon!”

and then fell accurately on to two of the Defilers near the wall breach. The Baneblade resting on the hill on the far western flank opened fire with its immense cannon at the Chaos Baneblade. The hit shook the driver, slowing the mighty battle tank down for a turn. The other two Baneblades close to the river fired upon the encroaching Chaos armour, destroying the Black Legion Land Raider in an impressive explosion. The Brass Scorpion attracted the majority of the Leman Russ fire but it remained unharmed. When trying to target the Daemon Engine, one of the Leman Russ tanks actually managed to immobilise itself with a short-range shot from its battle cannon, which scattered onto its hull.

The Ultramarines Devastators on the footbridge had lost their Sergeant in the first round of Chaos shooting; unperturbed,



they opened fire upon the Chaos vehicles on the desert side of the bridge, blowing the turret off a Black Legion Chaos Predator.

Back in the centre of the board the Ultramarines started off their shooting with a successful Orbital Bombardment against the Khorne Berzerkers, wounding five of the frenzied traitors. Pete and Adam, the Ultramarines commanders, then declared a Precision Strike strategic asset upon the Chaos Warhound. This meant that all Imperial units firing upon the Chaos Titan for the remainder of the turn received a +2 bonus when rolling to hit. The bombardment started almost immediately, with the Terminus Ultra firing all five of its lascannons into the Titan, knocking out both of its void shields and damaging the drive, reducing the giant war machine's movement. The Imperial Warhound was next to shoot. Taking full advantage of the precision strike, it fired its deadly turbo-laser destructor at the Chaos Warhound. With no void shields left, the Warhound took immediate damage, losing its vulcan mega-bolter and a structure point. The Imperial Warhound's other arm weapon, the plasma blastgun, could not fire as the Titan was Stunned from the previous Chaos Shooting phase.

Standing by the feet of the Warhound was the Ultramarines Chief Librarian, Tigurius. Conjuring the powers of the warp he unleashed the Fury of the Ancients power. Due to his proximity to the warp rift, Tigurius took a wound as raw warp energy surged into him, but this also had the effect of increasing the strength of his psychic attack by D6. The psychic force flew across the battlefield towards the Plaguereaper in Sector A and penetrated its armour, damaging the vehicle's drive.



One of the first targets for the Imperial Baneblades – even the Land Raider's Armour value of 14 couldn't protect it from a Baneblade cannon!

Back in Sector A, Alessio let loose with the Hellhammer, firing the main armament at the Plaguereaper. The giant template from the Hellhammer Cannon scattered off the Plaguereaper but destroyed a Chaos Dreadnought and four Possessed in its blast. The Hellhammer's demolisher cannon fired next, and Christian narrowly avoided losing the Plaguereaper's pus cannon thanks to the super-heavy weapon saving throw. The lascannon-armed Imperial Guardsmen took revenge on the serpentine Chaos Lord by killing it in a hail of heavy las-fire.

The only Assault in the phase was the Ultramarines Scouts against the Chaos Spawn in the rift crater. This was an ill-advised move, as the Chaos Spawn slaughtered two of the Space Marine Scouts, while the Scouts failed to even wound the foul creature.

Turn 1, cont.


- 04** The Chaos Baneblade destroyed two of the Leman Russ with its sponson lascannons.
- 05** The Brass Scorpion made short work of the lead Leman Russ.
- 06** The Baneblades took aim at the Chaos tanks, destroying the Black Legion Land Raider in an impressive display. They opened fire on the other Chaos Vehicles with their secondary systems, but scored no significant hits.

The Iron Warriors Baneblade held the bridge, picking off Imperial armour with every shot.



DAEMONIC INCURSION

The warp rift is flooded with Daemons, which immediately engage the Ultramarines. Elsewhere, the heavy firepower of the Imperium combines to take down the threat of the Chaos Warhound.



Turn 2

- 01** The Great Summoning is complete! The warp rift opens, spilling 110 Lesser Daemons and two Greater Daemons into the crater!
- 02** Daemons are not the only Chaos reinforcements. A Chaos Lord and his retinue teleport in behind the Leman Russ Tank Company, and cause havoc by immediately destroying one of the Imperial tanks.
- 03** The Brass Scorpion assaults the Baneblade's power plant, causing a catastrophic explosion, and destroying itself in the blast.

Turn 2 continued ►►

Turn 2 saw a massive influx of Chaos reserves. In Sector A, Night Lords bikers turbo-boosted onto the battlefield and Chaos Terminators teleported behind the Imperial lines. In Sector C, more Chaos Terminators accompanied by a Chaos Lord teleported onto the desert area behind the two Imperial Baneblades.

Two squads of Obliterators also arrived by Deep Striking, one behind the Basilisk Battery in Sector C, and one close to the Imperial Warhound in Sector B. Despite these formidable forces entering the fray, it was at the warp rift crater where everybody's attention was focussed, as over a hundred Lesser Daemons and two Greater Daemons poured from the portal and into the crater. Across the battlefield, too, Lesser Daemons were summoned into existence from the icons carried by many of the Chaos infantry squads.

In the Shooting phase, the Havocs at the back of the Chaos lines of Sector A destroyed one of the few Ultramarines Dreadnoughts that was close to the crater rim in Sector B. The Plaguereaper fired its deadly pus cannon once again, killing a whole ten-man Imperial Guard squad that

was entrenched in the large building. All the Plaguereaper's secondary weapons targeted the Hellhammer, but failed to penetrate its thick armour. The Chaos Vindicator fired across no man's land at the Imperial Vanquisher, destroying its powerful main cannon.

In Sector B, the damaged Chaos Warhound hobbled off the bridge, and missed with its only functioning weapon, the plasma blastgun. The Obliterators had more luck, firing at the Imperial Warhound at such close range that they managed to cripple the Titan's plasma blastgun.

With no smokescreen to hide behind any more, the Imperial tanks in Sector C came under serious fire. The Red Corsairs Land Raider destroyed a Leman Russ with consummate ease. The Iron Warriors Land Raider took out another Leman Russ. The Chaos Lord and his Terminator retinue, who had just arrived from reserve, fired into the rear of another Leman Russ, finally destroying it with shots from a reaper autocannon. The Brass Scorpion doused the Sentinel Squadron in molten brass, melting the walkers and subjecting their pilots to an incredibly painful death. The Chaos Baneblade took aim at an Imperial

Baneblade – the shell hit but only managed to stun the super-heavy tank's driver. Meanwhile, a lucky shot from the Defiler in the wall breach managed to destroy the demolisher cannon on the Baneblade closest to the river.

In the Assault phase, the Brass Scorpion scurried up to the stunned Baneblade and dug its gigantic claws into the huge tank's power plant. Before anyone else could react, this set off a cataclysmic chain reaction resulting in a suitably apocalyptic explosion. The Baneblade turned into an incandescent mushroom cloud, and the resulting blast not only took out a further two Leman Russ tanks, but the Brass Scorpion itself was destroyed in the blast. All the players thoroughly enjoyed the carnage, and Khorne must have been pleased by the destruction!

Back at the warp rift, the many Daemons within assault range of the Ultramarines' line charged forward. The Space Marines were hit hard as the overwhelming number of warp spawn began to take its toll. A Greater Daemon assaulted a Dreadnought and ripped it in two before the ancient construct could even mount a counter-challenge. The Space Marines hit back, but Graham had obviously made a deal with the Chaos gods earlier that day, as he passed almost all of his invulnerable Daemonic saves.


The fury of Ultramar

The Imperium also saw the arrival of some much-needed reinforcements at the beginning of their turn. The Shadowword


rumbled onto the field, ploughing through the wreckage of the Brass Scorpion. Leman Russ reinforcements trundled on behind the surviving Imperial Baneblades, providing some much-needed armoured support. More importantly, the entire Ultramarines Second Company, using a Flank March strategic asset, arrived behind the Chaos Lines in the urban part of Sector C! Eight Rhinos packed with Space Marines sped onto the battlefield, while two Assault Squads soared high above them. An Ultramarines Vindicator arrived with the Battle Company while, closer to the bridge, a Deathwind assault drop pod smashed into the ground, its hatches opening to reveal a battery of deadly assault cannons aimed at the backs of the traitor marines manning the walls. ▶▶

Meltdown!

Andy (Imperial Commander, Sector A): The Brass Scorpion tearing through the lines of my precious tanks was a terrible sight for me. So it was with some regret and a great deal of satisfaction that when the Brass Scorpion tucked into to one of my Baneblades, it got more than it bargained for and was consumed in the ensuing explosion. I lost two Leman Russ tanks in the same explosion, but it was worth it!



04



CLASH OF THE TITANS

Adam (Imperial Commander, Sector B): The image of two towering god-machines trading gigantic warheads and explosive blasts of energy is what Warhammer 40,000, and Apocalypse in particular, is all about in my mind. So to partake – and come out on top – in such a duel was great. All praise to the turbo-laser destructor and its Destroyer rule!

05



Turn 2, cont.

04 The Chaos Warhound took a pounding from the sustained fire of the Terminus Ultra and the Imperial Warhound. Wracked by internal explosions, it keeled over quite dead.

05 The Ultramarines Battle Company stormed onto the battlefield in the north west, in the city section of Sector C, immediately overwhelming the Chaos presence.

The Imperial Guard holding the gun line in Sector A were reinforced by a Chimera full of Ogryns. The brutes disembarked straight away and prepared to fire their ripper guns at the numberless Chaos forces. In Sector B, 20 Conscripts, led by a fiery preacher, moved onto the board and immediately prepared to assault the two Obliterators.

The Movement phase began in earnest with the Ultramarines in Sector B fearlessly engaging the Daemonic swarms; the unengaged vehicles powered forwards into the crater and disgorged their payload of troops. Marneus Calgar himself and the Masters of the Ultramarines Chapter strode purposefully down the Land Raider Crusader's assault ramp. All along the crater rim, Ultramarines Terminators disembarked from Land Raiders or

teleported into battle. The shooting began straight away, with Calgar's Land Raider Crusader cutting a swathe through the Daemons. The Khorne Berzerkers close to the river also took many casualties from the massed firepower of the Ultramarines line. From across the river, the two Baneblades fired into the crater, the giant temple was placed twice and each time Graham and Tom – Sector B's Chaos Commanders – took away handfuls of Daemons as well as the Slaaneshi Space Marines that had been taking a more circuitous route around the rift.


Bring it down!

The Terminus Ultra and Imperial Warhound once again targeted the Chaos Warhound. All across the battlefield, heavy weapons' fire erupted as battle was truly



joined. The Shadowsword's volcano cannon opened up at the Chaos Baneblade, destroying the corrupted tank's primary gun. The Hellhammer had trundled forward so that its sponson-mounted heavy flamers could do lots of damage to the Night Lords bikers. Tigurius took yet another wound for channelling his psychic powers so close to the warp rift; even so, he wounded many infantry and Daemons with his boosted Fury of the Ancients power.

In combat, Marneus Calgar and the Ultramarines line fearlessly charged into the Daemonic swarm, with Calgar himself slaying a ferocious Greater Daemon. The Conscripts bravely charged the Obliterators and against all odds actually wounded one of the Chaos monstrosities, at the cost of two of their number.





DEATH FROM ABOVE

The battle intensifies and the casualties mount. Yet more combatants join the carnage – both sides summon air support, hoping to tip the balance by dominating the skies!

++ I am incoming, repeat incoming, preparing to eject payload now... What in the name of Holy Terra is in that crater? Release, release! ++

Intercepted vox-transcript.
Pilot, Thunderbolt Fighter.



BRINGING DOWN THE HOUSE

Christian (Chaos Lord, Sector A): When the Vindicator Linebreaker squadron lumbered onto the board I felt that the Imperial Guard were definitely in for a nasty surprise. The first thing I did in the Shooting phase was fire the combined demolisher cannon barrage from the Linebreakers. The shot they landed couldn't have been more precise, demolishing a four-storey building and causing horrific casualties to the Imperial forces unlucky enough to be taking cover within.



The beginning of turn 3 saw even more frenzied activity around the table as a second wave of more than a hundred Daemons appeared through the warp rift, filling up the space only cleared by the Imperial forces in the previous turn.

In Sector A, three Chaos Vindicators drove on to the battlefield in a Linebreaker formation. Abaddon and his retinue teleported down between the Imperial-held buildings. Huron Blackheart, accompanied by Red Corsairs Terminators and a squad of Thousand Sons, moved onto the field behind the Battle Company in Sector C. Sector A saw more Obliterators Deep Strike close to the Hellhammer. A squad of Plague Marines flank marched into the desert area of Sector C. They were instantly hit by the Ambush strategic asset, but remained largely unscathed.

A Chaos Hell Talon bomber and two Hell Blade fighters flew in from high above. The Hell Talon performed a bombing run across the Guard-held line, killing numerous mortar teams. The Hellhammer was also hit but shrugged off the explosions.


In Sector B, the Strategic Redeployment asset was played, allowing the infantry on the Chaos line to redistribute their forces. Knowing that the Ultramarines would have their hands full with the Daemons, the Chaos Infantry moved onto the bridge to secure the objective.

Once more the shooting opened up with the pus cannon jetting its acrid slime into the hapless Imperial Guard infantry. Another squad perished to the noxious weapon. As before, the secondary armaments fired at the Hellhammer but were to no avail, as the super-heavy ►►

Turn 3

- 01** The Thunderbolt fighters screamed onto the battlefield, releasing their bombs into the crater and slaying an impressive 26 Lesser Daemons.
- 02** The Chaos line in Sector B made a complete withdrawal from their side of the crater rim and, using the Strategic Redeployment strategic asset, redeployed on the bridge, ready for the Imperial attack.

Turn 3 continued ►►



The fate of Tigurius

Graham (Chaos Lord, Sector B): Standing within 24" of the warp rift meant that Tigurius suffered from the Perils of the Warp every time he used a psychic power (while at the same time receiving a D6 Strength bonus to every power he cast). Unfortunately, using his force weapon also requires a Psychic test, so when he slew a Greater Daemon in true heroic style, he was dragged kicking and screaming into the Warp with it!



Tigurius.

tank's armour proved too thick. The Obliterators close by had more success; they penetrated the Hellhammer's armour with multi-meltas, which damaged the giant tank's drive.

The Vindicator Linebreaker squadron took aim at the large building on the farthest flank. The massed firepower from three demolisher cannons struck the building, which collapsed, wounding the Colonel and killing many guardsmen, a Commissar and two heavy weapon teams!

The Havocs on the back line of Sector A focussed their attention on the Ogryns, killing one of the brutes. Across the battlefield, the tank war in the desert continued with the Red Corsairs Land Raider destroying yet another Leman Russ. The Hell Blades targetted the Whirlwinds, destroying one and knocking out the missile pods on the other.

The Chaos Assault phase continued with the Chaos Infantry in Sector A reaching the Imperial Guard lines. A squad of Possessed that had made it across no-man's land gleefully charged into an Infantry squad, instantly killing five Guardsmen and only losing one of their own number. The Night Lords bikers charged the Imperial Guard holding the Null Shield objective, killing three Guardsmen, but the humans continued to hold despite the overwhelming odds.

Once again all eyes focussed on the combat in and around the rift crater. The Terminators waded through the lesser Daemons, although they were slowly being whittled down themselves. In a heroic

sacrifice, Tigurius traded blows with a Greater Daemon, using his force weapon to banish the creature but taking a fatal wound himself due to his proximity to the rift. Calgar and the Masters of the Chapter continued to hack away at the morass of Daemons, and the Ultramarines Lord ended another Assault phase face-to-face with a Greater Daemon.

The Deathwing arrive


The beginning of the third Imperial Turn was signalled by the scream of turbines as a Dark Angels Thunderhawk, carrying members of the Deathwing no less, flew down onto the battlefield. Two Thunderbolt fighters strafed across the battlefield from the east, across Sector A and over the crater, dropping bombs into the horde of Daemons, wiping out over 20 in one flurry of dice rolls. The Hydra anti-aircraft vehicle readied its weapons.

In Sector A, squads of elite Kasrkin teleported into action, some behind the Linebreaker Squadron, and the others reinforcing the Imperial-held objectives. Ultramarines Chaplain Cassius arrived, and headed towards Abaddon, almost as if he had a plan...

The Imperial Warhound advanced towards the rift, and the few unengaged Ultramarines units also pushed forward. The Ultramarines Battle Company charged forward as fast as it could towards the bridge, the Assault Marines reaching the objective first.

Shooting began with the Thunderhawk, which wasted no time making its presence

04



OVERLOAD

Tom (Chaos Lord, Sector B): The Ultramarines' assault on the bridge perfectly demonstrates the scale of Apocalypse, as the Chaos Baneblade exploded in a horrendous and devastating reactor meltdown.

When the dust and dice of the Chaos Baneblade's explosion had settled, almost half a Battle Company of Space Marines were consigned to the casualty pile, along with almost as many Traitor Marines and Daemons.

Some 1500-point games don't see as many miniatures on the table as we had killed in a single Assault phase!

felt by unleashing all four of its hellstrike missiles into the Nurgle Daemon prince stood on the bridge, vaporising it instantly!

The Terminus Ultra took aim at the remaining Khorne Berzerkers by the riverside, its five lascannons killing a frenzied traitor with every shot. The Baneblades in Sector C once more added their much-needed firepower into the crater, cutting vast swathes through the teeming throng of Daemons.

The Warhound was the next to fire; the plasma blastgun fired two shots – the first killed four Daemons, the second killed a further six, but wounded an unfortunate Space Marine Veteran in the process. The turbo-laser fired at the Plaguereaper in Sector A, and both of its shots took a structure point off the Chaos super-heavy tank. Taking his cue from the Titan, Alessio threw as much firepower as he could muster at the Nurgle tank but, despite the cavalcade of heavy weapons fire, including shots from the Demolisher and repaired Vanquisher, Alessio could not take out the Plaguereaper.

Still in Sector A, Alessio managed a freak shot from one of the autocannon teams that hit and took down the Hell Talon bomber. Finally, Alessio used his lascannon teams to fire at and kill one of the Obliterators that were stalking the Hellhammer.

In the desert, all three of the super-heavies fired their secondary weapons at the Iron Warriors Land Raider but, after the smoke had cleared, the Chaos tank remained, seemingly unharmed. To the rear of the desert line, the Hydra shot down a Hell Blade, leaving just one of the Chaos fighters in the air.

The Assault phase started in Sector A with the few Ultramarines in the area assaulting the remaining Obliterator and

03



destroying it. Ultramarines bikes charged into Abaddon, but the Warmaster made short work of them. The Possessed on the Imperial Guard gun line continued to churn through the Guardsmen as Chaos started to overcome the forces in Sector A.

In the fight between the Obliterator and the Conscripts, sheer weight of numbers overwhelmed the Chaos Space Marine and it was fatally wounded. The Conscripts then bravely consolidated towards the rift. In the crater itself the Ultramarines continued to press home. The Space Marines took some casualties but the Daemons' losses were far greater.

In sector C, the Assault Marines of the Battle Company swarmed over the Chaos Baneblade. One powerfist-armed Space Marine tore into the super-heavy's power plant and caused yet another apocalyptic explosion. The whole area was covered in a sea of fire, causing the death of ten Daemons, 13 Chaos Space Marines, the Deathwind drop pod, a Razorback, a Rhino and over 30 Ultramarines!

Turn 3, cont.

03 The Deathwing Thunderhawk came flying down across the battlefield and hovered ominously above the foot of the bridge, before launching all of its hellstrike missiles into the Nurgle Daemon Prince, utterly destroying it.

04 The Assault Marines from the Battle Company destroyed the Chaos Baneblade, resulting in a massive explosion.

THE LAST BATTLE

After its initial bombardment, the Thunderhawk unleashes its deadliest payload – the Deathwing! Meanwhile, Marneus Calgar leads his warriors into the heart of the warp rift.



Turn 4

01 The Deathwing disgorge from the Thunderhawk and immediately engage the Night Lords.

02 The duel between the two super-heavy tanks in sector A, the Plaguereaper and Hellhammer, finally ends with the Plaguereaper destroying the Hellhammer with its demolisher cannon. Fortunately for the Imperial Guard close by, there is no catastrophic explosion this time.

03 With the final Greater Daemon dead, and the Daemon horde sufficiently thinned down, the Ultramarines storm into the crater.

Turn 4 continued >>

In Sector A, the Chaos forces moved forward as fast as they could, fearing that time was slipping away and the objectives were still just out of reach. The Chaos Space Marines in the desert used the tunnels to appear in the pump house of Sector B very close to the Terminus Ultra. They fired on the Ultramarines Tank with a meltagun and managed to stop it from shooting.

The Iron Warriors Dreadnought moved to occupy the breached wall objective in Sector C. As much as possible the Chaos forces aligned their troops on the bridge in a bid to keep the objective from falling into Imperial hands.

The remaining Hell Blade fighter had a dogfight with the Thunderbolts, but the Imperial pilots proved far too skilled and all the shots missed.

The Obliterators in the desert began the shooting by destroying a Basilisk while the Iron Warriors Land Raider brought down an Ultramarines Land Speeder. Back in Sector A, the Plaguereaper fired its demolisher cannon at the Hellhammer and managed to remove the final structure point. The pus cannon then fired for the final time, and the giant teardrop of slime landed on the Ogryns and Kasrkin, killing five Cadians and two Ogryns. The Havocs

also fired upon the Kasrkin and wounded three more. The unengaged Kasrkin squads seemed to take the brunt of the firepower as the Chaos Predator and squads with flamers all aimed their shots at them.

In the final Chaos Assault phase, the surviving Slaaneshi units that had been making their way across the battlefield charged into the Imperial-held Null Shield objective. The Guardsmen were defeated, but held due to their proximity of the Supreme HQ. Abaddon continued to wipe out all opposition in close combat, unable to find a challenger worthy of the Despoiler of Worlds.

In the rift crater the Ultramarines gained the upper hand, with the Company Masters alone wounding 11 Daemons, although the Master of Recruits was subsequently wounded. Calgar faced off against his second Greater Daemon of the battle for the final round of combat.

In the city area of Sector C, the remaining Chaos Space Marines set about the Ultramarines with wild abandon. In a devastating round of combat Typhus cleared the bridge of all the surviving Ultramarines. The Imperium's only hope now lay in the Dark Angels' hands, for only the Deathwing could possibly claim that objective now.

The final assault

In Sector A the surviving Guardsmen consolidated their positions, feeling that they might be able to hold onto the objectives. Cassius moved close to Abaddon and then lobbed a vortex grenade at the Warmaster, knowing that a direct hit would instantly wipe out the Imperium's greatest enemy. Unfortunately the gods of Chaos smiled upon their champion as the grenade scattered wide and enveloped the Ogryn Chimera instead, much to the delight of all the Chaos players!

In the desert the Baneblades and Shadowword rumbled towards the breach. The few remaining Leman Russ battle tanks also advanced as quickly as their tracks would allow.

In Sector B, the Ultramarines Land Raiders ploughed through the thinned-out Daemon tide. The Crusader arrived in the centre of the crater, taking control of the objective in a potentially game-winning manoeuvre for the Imperium. The Conscripts also advanced, spying the Chaos Space Marines in the pump house.

The Thunderhawk touched down on the bridge and the members of the Deathwing disembarked. They immediately made their way to the massed Chaos Space Marines that held the bridge.

The Warhound opened up the final round of shooting. More plasma-blasts were fired into the crater, clearing out ten more Daemons. The turbo-laser was fired upon the Plaguereaper once more, but the Chaos super-heavy tank stubbornly withstood all enemy fire.

The Thunderbolts arrived in Sector C and promptly destroyed the Iron Warriors Dreadnought holding the breach. The rest



of the Imperial armour turned their attention to the Iron Warriors Land Raider, as it was the only remaining, fully functional tank. However, despite the massed firepower of the two Baneblades, the Leman Russ, the two surviving Basilisks and the Shadowword, the Chaos Land Raider remained unmarked, with not so much as a glancing hit, to the disbelief of all the players! This meant that the wall breach objective remained in Chaos hands.

In the Assault phase, Abaddon was charged by Cassius, a Colonel and the brave Kasrkin. However, even the Ultramarines Chaplain was no match for the Chaos Warmaster, and he was cut down with contempt. The Colonel and all but one of the Kasrkin soon followed. Against all the odds, the remaining Cadian trooper held fast, although his fate following the battle can't have been a pleasant one!

Warp purge

Pete Foley, (Imperial Commander, Sector B): My favourite moment of the battle report was the final race to close the Chaos portal. Would the Masters of the Chapter be able to kill all the Daemons? Would the Land Raider be able to get close enough to the warp rift itself? For a while it looked like the Chaos forces would hold on, but it was the last push by the Company Masters, killing many of the Daemons and then consolidating far enough in to the crater to contest the objective, that won the day.





DEATHWING ASSAULT

Mat, (Chaos Lord, Sector C): My favourite moment was the last-gasp assault by the Deathwing. A formation like this is rarely feasible in a regular-sized game of Warhammer 40,000, but in Apocalypse it's fair game.

The close combat itself was hard fought and exciting as, had the Deathwing Terminators won, they could conceivably have consolidated towards the centre of the bridge to contest the objective. As it was the Night Lords were lucky enough to – only just – hold on against the might of the Deathwing assault.



UNTOUCHABLE

Gav, (Chaos Lord, Sector C): Amidst all the tales of gargantuan destruction, I feel it's necessary to point out a miraculous survival. The Iron Warriors Land Raider had happily shrugged off all hits in the previous three turns. But during the final Imperial turn, whilst holding the breach, the Chaos tank took two direct hits from the Basilisks, two shots from Baneblade cannons, the volcano cannon from the Shadowword, a couple of Leman Russ battle cannon shots as well as numerous lascannons shots. Not a single one breached its armour – not even a glancing hit!





Abaddon and his retinue of Terminators continue to cut a bloody swathe through the Cadians.

Turn 4, cont.

- 04 The remnants of the Imperial Guard army in Sector C manages to hold both their objectives by the skin of their teeth. Abaddon came very close but was ultimately thwarted by some very brave (or stupid) Kasrkin.
- 05 The Thunderbolt fighters fly into Sector C and fire upon the Chaos Dreadnought occupying the breach.



On the bridge, the Thunderhawk lent fire support, before the Deathwing assaulted the Night Lords and cut them down with ruthless efficiency. At the end of the phase, the Chaos forces were still, but only just, in control of the bridge objective.

For the first time in the game there were now more Ultramarines than Daemons in the rift crater. Nevertheless, the Ultramarines did not stop fighting, and near the centre of the crater Marneus Calgar continued his battle against the final Greater Daemon.

All the players gathered round for this final, climactic combat of the battle. The Daemon lashed out, landing a blow that

shook Calgar and wounded him. This merely angered the Master of Ultramar, who ripped the Greater Daemon apart with his gauntlets. The battle was over. With a

“ With a sneer, Abaddon teleported back to his ship, leaving the remaining Chaos forces to their fate. ”

sneer of contempt, Abaddon teleported back to his battle barge, leaving the remaining Chaos forces to their fate. The Imperium held four objectives, while the forces of Chaos had claimed only two.

OBJECTIVES

IMPERIUM 4

CHAOS 2

IMPERIAL VICTORY

NOTABLE LOSSES

IMPERIUM
2 Super-heavy vehicles

CHAOS
170 Lesser Daemons
4 Greater Daemons
3 Super-heavy vehicles

CHAOS THWARTED

With Calgar and his forces claiming the warp rift objective, and the Imperial Guard managing to just hold on to theirs, the day belongs to the forces of the Imperium, although the cost of victory has been high.

Top 10 moments

Counting down, here are our top ten favourite bits from this awesome battle report...

- 10 Abaddon teleporting down behind a line of terrified Imperial grunts.
- 09 The warp rift crater filling up with 220 Lesser and four Greater Daemons over two turns.
- 08 The decisive Warhound Titan duel.
- 07 Cassius throwing a vortex grenade at Abaddon and totally fluffing it!
- 06 The Thunderhawk flying in and offloading four hellstrike missiles into the Daemon Prince.
- 05 The Plaguereaper's pus cannon killing loads of poor Guardsmen (yuck!).
- 04 The Imperial Baneblade going "nuclear", taking the Brass Scorpion and a Leman Russ with it.
- 03 Calgar and the Ultramarines Company Masters charging into a sea of Daemons and wiping out loads of them.
- 02 The indestructible Iron Warriors Land Raider – not even a scratch or dent on it!
- 01 The Assault Marine punching through the Chaos Baneblade's power plant, and the resulting explosion causing devastation to both sides.

Iervis: Wow, what a game! I can only hope that the battle report you've just read gets across half of the energy, excitement and sheer enthusiasm with which it was fought. This was a game that had it all, from the awesome tank battle on the desert plains, to Marneus' desperate battle against the huge horde of Daemons around the warp rift, through to the vicious close-quarters city fight between the Imperial Guard and the Black Legion.

There was literally too much going on for any one person to keep track of – in fact, it took a team of seven to keep track of everything that went on. It took two people just to keep track of the casualties!


Saying which makes me think I should let you in on a secret. In most battle reports we don't let the players play "normally". In a normal game you play at your own pace, going straight through until the game is over, perhaps stopping for a refreshing cup of tea half-way through. Battle reports are usually quite different. In a battle report the game is halted after each Movement phase so that positions can be recorded on a map, while in the Assault phase the action stops after each separate attack so that casualties can be noted down. This makes for a very stop-start battle, which feels very different to a normal game.

That isn't the way we fought this battle, not because it would have taken too long (though it would have), but because doing so would have robbed the game of the excitement and energy I mentioned earlier. We just fought the battle straight through, starting at 9am in the morning, and finishing at 6pm that evening, with a single stop halfway through to hastily consume pizza and fizzy drinks. The action was noisy and constant, bringing much of the Design Studio and quite a few other departments at Games Workshop Headquarters to a halt as staff drifted over to see what was going on.

I must admit that this uproar didn't surprise me, though it did mean that we had to wait until feared Studio Head, Max "The Enforcer" Bottrill, was away on holiday before holding the game – that man is scary! Getting back on topic, in my experience one of the things that defines a big Apocalypse game and makes it such an exciting experience is the noise and the clamour and the action. Dice clatter as they are rolled in huge numbers, templates are grabbed, casualties hastily removed, reserves surge onto the table, and cheers erupt when something suitably exciting or cataclysmic takes place. The chatter is constant, as players yell out for an opponent to make a save, or brag to

CHAOS UNIT OF THE BATTLE

The Iron Warriors Baneblade: As well as shooting loads of tanks in the early stages of the game, the Chaos Baneblade accounted for the greatest loss of Ultramarine life in spectacular fashion.



colleagues about their exploits, or take part in trash-talk belittling the opposition. It is, in short, bedlam!

And then, amidst this chaos, an epic story of heroism and devastation unfolds. Entire squads are gunned down as they rush into combat, only to have their places taken by fresh reserves. Squadrons of tanks rumble forward, heavy weapons blasting the enemy. Mighty heroes lead the attack, trading blows with equally powerful opponents while all around them a maelstrom of destruction is taking place. It is a

Warhammer 40,000 battle as you've read about in Black Library novels or seen pictured in our Codexes!

Our game of Apocalypse was no different, as the battle report you've just read shows. Almost all of this "awesomeness" was down to the attitude of the players, who really got stuck in and played the game with fantastic spirit. Apocalypse is a game of great highs and lows, with the highs usually coming at the end of your own turn, and the lows at the end of the opponents! It takes fortitude to keep on battling through all of this, especially when you're really up against it, your dice keep rolling low, and there are no reserves left to call on. Despite this all of the players in our game kept on fighting hard right to the end, never giving up, with the result that it was almost impossible to call who would win until the very end.

The time spent at the start setting up the storyline for the game really helped too. It created an over-arching narrative

that really tied the game together and gave it a dramatic sweep. Though that being said, just fighting a standard Apocalypse battle with all of the troops we had in this game would be pretty amazing!

And with that I'm going to turn my focus away from our game and towards yours. Yes, yours! What are you waiting

“The action was noisy and constant, bringing much of the Design Studio to a halt.”

for? Get together with your friends and start planning your first Apocalypse game right now. Don't worry if you don't have 20,000 points worth of models; just 3000 points a side will do. In any case, when you and the rest of your gaming buddies pool all of your armies I think you'll be surprised at just how many troops you do have, especially when you add in a Baneblade or two and some of the new Battle Formations you can find in your local Games Workshop store.

Then all you have to do is plan a date for the game and go for it. If you want to theme your games and make up some special rules and terrain features, then so much the better, but don't feel you have to. As I've already said, Apocalypse in its most basic form is an amazing experience, and once you've played, I have no doubt you'll want to play again. And again, and again. So go on then, get cracking, start organising that game. Our Apocalypse is over – yours is just about to begin...

IMPERIAL UNIT OF THE BATTLE

Marneus Calgar and the Masters of the Chapter: These guys alone accounted for great swathes of Daemon destruction. Calgar himself slew two of the Greater Daemons and cleared the way for the Ultramarines to go in and claim the objective.



Marneus Calgar and the Masters of the Chapter.

Apocalyptic Fun

Here are a few moments from the madness that was the Studio Apocalypse battle report...



A man sized gaming board.



What, my lascannon's out of range?



Too many Daemons, just too many Daemons...



A game of titanic proportions.



"What do you mean, 'it scattered?'"



The Chaos Commanders.



The Imperial Commanders.

'EAVY METAL[®]

SULADÂN & BOROMIR

THE LORD OF THE RINGS
STRATEGY BATTLE GAME

This month, the 'Eavy Metal team paint two mighty heroes of Middle-earth for us: Suladân and Boromir.

The Lord of the Rings is an epic tale of adventure, dominated by the deeds of mighty heroes and pernicious villains. No two powerful individuals typify the qualities of their people more so than Boromir and Suladân.

Suladân's name passed out of use long ago, when he took the name of a revered hero at the time he claimed leadership of his tribe. Since then, the name of the Serpent Lord has once more become a famous one throughout Harad, and his own legend grows with each victory.

Boromir, son of Denethor, is Gondor's boldest and most able commander; a master of all the skills of the warrior. Wherever he fights, efforts are redoubled, strength rekindled and victory snatched from the very pits of despair. Boromir's

fearlessness inspires the people of Gondor, and his voice is able to rally them against the direst threat.

We asked 'Eavy Metal painters Kirsten Williams and Fil Dunn to paint these mighty heroes, and share their painting knowhow with us.

Preparing the Models

After cleaning up all the parts of the miniatures with a hobby knife and a set of files, they were split into sub-assemblies ready for painting. Suladân was separated into the horse and rider section, the back banner, and the chestplate. Boromir was painted in one piece, but the alternative arm with the Banner of Gondor was painted separately. All the components were undercoated with Chaos Black.



Suladan Stages 1-2

Kirsten took on the task of painting the Serpent Lord. She began by painting each distinct area of the model with a neat, flat basecoat. Some areas needed several thin coats to achieve a solid coat, which is preferable to overloading an area with a thick coat of paint. Stage 2 uses washes to apply shading to the model at a stroke.

Stage 1: Basecoats



- Face
Bestial Brown.
- Moustache
Fortress Grey.



- Muzzle
Tallarn Flesh.



- Trousers
1:1 mix of Chaos Black and Liche Purple.



- Gold
Calthan Brown base, Brazen Brass over top.



- Red banner
Mechrite Red.
- Black banner
Chaos Black.
- Poles
Scorched Brown.

BANNER



- Bandages
Khemri Brown.
- Horns
Scorched Brown.

CHEST PLATE*

*Gold areas painted just like the barding.

Stage 2: Shading



- Gold
Chestnut Ink, with Brown Ink in the deepest recesses.



- Muzzle
Flesh Wash.



- Edging
Chestnut Ink.



- Edging
Chestnut Ink.

Wash stage

At this stage most of the areas on the model are given a watered-down wash of ink or paint to define the darker parts of the model.



- Red banner
Flesh Wash.

BANNER



- Bandages
Brown Ink.

CHEST PLATE*

*Gold areas painted just like the barding.

Suladan Stages 3-4

The highlight stages were mostly layered onto the model, again building up each layer with several thin coats, and leaving the shading wash visible in the recesses. New areas of detail, such as the precious turquoise stones, are basecoated at this point.

Stage 3: First Highlights



Face
1:1 mix Bestial Brown and Tallarn Flesh.

Black areas
Adeptus Battlegrey.

Sleeves
1:1 mix Scab Red and Mechrите Red.

Sword
Black Ink Wash.

Tail
Desert Yellow.



Trousers
Liche Purple.

BANNER

Red banner
3:1 Mechrите Red and Elf Flesh.

Black banner
Adeptus Battlegrey.

Poles
2:1 mix Scorched Brown and Bleached Bone.



Muzzle
1:1 mix Tallarn Flesh and Fortress Grey.

Hooves
1:1 mix Desert Yellow and Khemri Brown.

Stirrups and edging
1:1 mix Dark Flesh and Bleached Bone.



Gold
Shining Gold.

Precious stones
Hawk Turquoise.

CHEST PLATE*

Bandages
Graveyard Earth.

Horns
1:1 mix Scorched Brown and Bleached Bone.

Horse
2:1 Fortress Grey and Skull White

*Gold areas painted just like the barding.

Stage 4: Second Highlights



Face
Tallarn Flesh.

Black areas
Codex Grey.

Sleeves
Mechrite Red.

Sword
Chainmail.

Tail
Kommando Khaki.



Trousers
1:1 Liche Purple and Hormagaunt Purple.

BANNER

Red banner
1:1 mix Mechrите Red and Elf Flesh.

Poles
1:1 Scorched Brown and Bleached Bone.



Muzzle
1:1:1 mix Tallarn Flesh, Fortress Grey and Skull White.

Hooves
Desert Yellow.

Stirrups and edges
1:2 mix Dark Flesh and Bleached Bone.



Gold
1:1 Shining Gold and Mithril Silver.

Precious stones
2:1 mix Hawk Turquoise and Skull White.

CHEST PLATE*

Bandages
2:1 Graveyard Earth and Skull White.

Horns
1:2 Scorched Brown and Bleached Bone.

Horse
1:3 Fortress Grey and Skull White.

*Gold areas painted just like the barding.

Suladan Stage 5

Kirsten painted all the fine highlights and intricate details at stage 5, using a fine brush and a very steady hand! This is the stage where the eyes, final highlights and banner design were all painted. Once these details were complete, Kirsten assembled the model and based it to match the Studio collection.

Stage 5: Details



Face
1:1 Tallarn Flesh and Skull White.

Black areas
Fortress Grey.

Sleeves
2:1 mix
Mechrite Red
and Elf Flesh.

Sword
Mithril Silver.

Tail
Bleached Bone.



Trousers
Hormagaunt Purple.



Detailing

Fine details, such as the horse's teeth and the Fortress Grey edging on the bridle, are added in Stage 5. Finally, a tiny white dot is added to the eyes.

Stirrups and edges
1:2 Dark Flesh and Bleached Bone.

Hooves
Desert Yellow.



Precious stones
1:1 mix Hawk Turquoise
and Skull White.



Bandages
1:1 Graveyard Earth
and Skull White.

Horns
Bleached Bone.

CHEST PLATE*

*Gold areas painted just like the barding.

Final Banner Details

To finish off the banner, Kirsten painted on the sigils using the Battle of Pelennor Fields sourcebook for reference. Painting complicated emblems like this requires patience, a fine brush and a steady hand.

Black sigil
Chaos Black.

Red sigil
Mechrite Red.



Boromir Stages 1-3

Fil Dunn painted Boromir for us, and took a similar approach to Kirsten, painting all of the areas with a fairly dark basecoat first of all. It's a good idea to complete each metallic area before painting the rest of the stage, as these can often be the messiest parts of the model.

Stage 1: Basecoats



- **Face**
Dark Flesh.
- **Hair and beard**
Scorched Brown.



Horse tail,
hooves and mane
Khemri Brown.

Gold
Shining Gold.

Metal
Chainmail.



● **Shield**
Dark Flesh.



● **Clothing**
Chaos Black.

● **Saddle cloth**
Dark Flesh.

● **Horse hide**
Scorched Brown.

Stage 2: Shading

- **Gold areas**
Chestnut Ink, with
Brown Ink in the
deepest recesses.
- **Metal areas**
Black Ink wash.
- **Horse mane and tail**
Brown Ink wash.



Wash stage

At this stage, most of the areas on the model are given a watered-down wash of ink or paint to define the darker parts of the model.



Stage 3: First Highlights



● **Face**
Tallarn Flesh.



Metal
Chainmail.



● **Horn of Gondor**
Dheneb Stone.



● **Reins trim**
Shadow Grey.

● **Reins strap**
Scorched Brown.

● **Saddle cloth**
Terracotta.

● **Horse hide**
Bestial Brown.

Boromir Stages 4-5

Fil continued to build up the highlight layers using the colours shown below, before finishing with the fine details. Finally, he painted the Banner of Gondor separately – with clever use of pinning, the arms can be swapped over depending on your gaming needs.

Step 4: Second Highlights



Face
2:1 mix Tallarn Flesh and Skull White.



Saddle cloth
1:1 mix Terracotta and Bleached Bone.

Metal
Mithril Silver.



Reins trim
1:1 mix Shadow Grey and Space Wolves Grey

Reins strap
2:1 mix Scorched Brown and Bleached Bone.



Horn of Gondor
Skull White.

Gold
1:1 Shining Gold and Mithril Silver.



Cloak
Adeptus Battlegrey.

Step 5: Details



Face
1:1 mix Tallarn Flesh and Skull White.

Hair
1:1 mix Scorched Brown and Bleached Bone.



Reins detail
1:1 mix Shadow Grey and Space Wolves Grey.

Horse hide
1:1 mix Bestial Brown and Bleached Bone.



Shield scratches
Mithril Silver.



Tunic hem detail
Skull White.

ALTERNATE BANNER ARM

1. Basecoats



Banner
Iyanden Darksun.

Banner hoist
Chaos Black.

Banner pole
Khemri Brown.

2. 1st Highlight



Banner
Bleached Bone.

Banner pole
Graveyard Earth.

3. 2nd Highlight



Banner
Skull White.


Banner hoist
Adeptus Battlegrey.

4. Final Banner Details



THE LORD OF THE RINGS

STRATEGY BATTLE GAME




THE LORD OF THE RINGS RULES MANUAL

The Lord of the Rings strategy battle game gives you and your friends every opportunity to relive the excitement of the motion picture and the trilogy of books.

This lavish 240-page full colour hardback rules manual features the full collated and updated rules for our The Lord of the Rings game. With this rules manual you can fight battles with Middle-earth's entire cast of heroes and villains, from stalwart Hobbits to brutal Uruk-hai. The hardback also contains an extensive hobby section and exhaustive list of profiles, updated and arranged by race and region. No player can afford to be without this weighty tome!

www.games-workshop.co.uk/store/thelordoftherings




Legions of Middle-earth
For the first time, more than 40 army lists allow you to recreate armies from Middle-earth or to design your own.

£12 €22.50
175dkr 200sek 200nkr




The Fellowship of the Ring
Follow the journey of The Fellowship from the Shire, through Moria and Lothlórien, to the banks of the Anduin.

£12 €22.50
175dkr 200sek 200nkr




The Two Towers
As The Fellowship is broken, Frodo and Sam make their way to Mordor, while Aragorn heads for Rohan.

£12 €22.50
175dkr 200sek 200nkr




The Return of the King
The final part of the journey highlights events from the book and movie, as the War of The Ring draws to an epic close!

£12 €22.50
175dkr 200sek 200nkr




Gondor in Flames
The ancient realm of Gondor stands as bulwark against the Free Peoples and the forces of the Dark Lord.

£10 €17.50
135dkr 160sek 175nkr




The Scouring of the Shire
The Hobbits return from the battles against Sauron, only to find that the Shire has been overrun by evil forces.

£10 €17.50
135dkr 160sek 175nkr




Fall of the Necromancer
A terrible shadow has fallen over Mirkwood. The Necromancer, Sauron, has unleashed his evil from the tower of Dol Guldur.

£10 €17.50
135dkr 160sek 175nkr




A Shadow in the East
The Easterlings march to war in the name of Sauron. These warriors of Evil are led by Khamûl, one of the Nazgûl.

£10 €17.50
135dkr 160sek 175nkr



The Ruin of Arnor
The shattered kingdom of Arnor once rivalled Gondor in majesty, but is now home to evil spirits, and foul creatures.

£10 €17.50
135dkr 160sek 175nkr



Khazad-dûm
Khazad-dûm was once the greatest Dwarf hold in Middle-earth, until the coming of Durin's Bane, the Balrog of Morgoth.

£10 €17.50
135dkr 160sek 175nkr

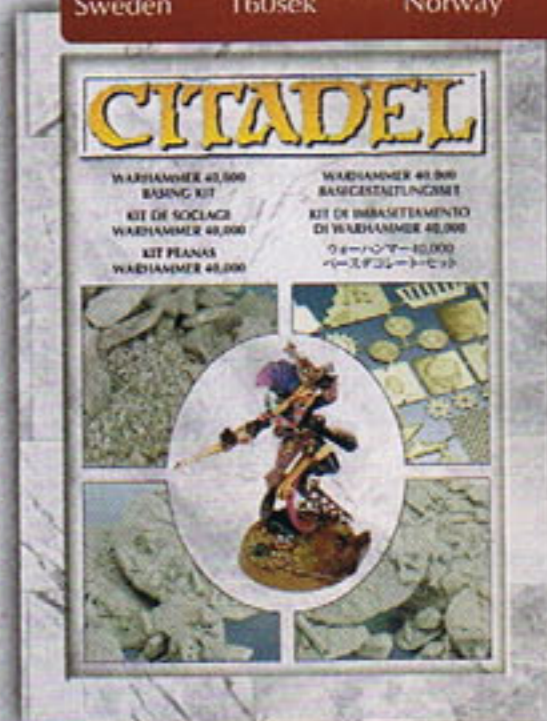
CITADEL®

Warhammer

40,000 basing kit

TOOLBOX


WARHAMMER 40,000 BASING KIT £12
 Denmark 135dkr Euro €17.50
 Sweden 160sek Norway 175nkr



The brand new Warhammer 40,000 basing kit is the most comprehensive yet. The kit now includes intricately detailed brass etching and over 40 resin components. This month, we take a closer look at these handy basing materials.



What's in the kit

- 1 **Fine slate.** One tub contains fine slate for representing smashed brickwork and battlefield detritus.
- 2 **Large slate.** This tub holds bigger pieces of slate to represent large rocks, areas of rubble and debris.
- 3 **Resin pieces.** Two tubs of resin base components. Sculpted by Juan Diaz, there are 23 different designs, and you get 46 in the kit.
- 4 **Brass etching.** Brass sheet contains 30 highly detailed components, including industrial tread plates, drain covers, road signs and mesh.
- 5 **Spare tub.** A handy container for storing your brass components when they've been removed from the sheet.



Using Brass-etched components

The great thing about the brass components (a) is that they can easily be manipulated to create some cool three-dimensional shapes. The road signs, tread plates and fence mesh can all be bent out of shape to give them a very war-torn look. To do this you should use something cylindrical, like a pen or paintbrush handle, to curl the brass component around (b). You can even use clippers to cut into them, creating battle-damage effects.



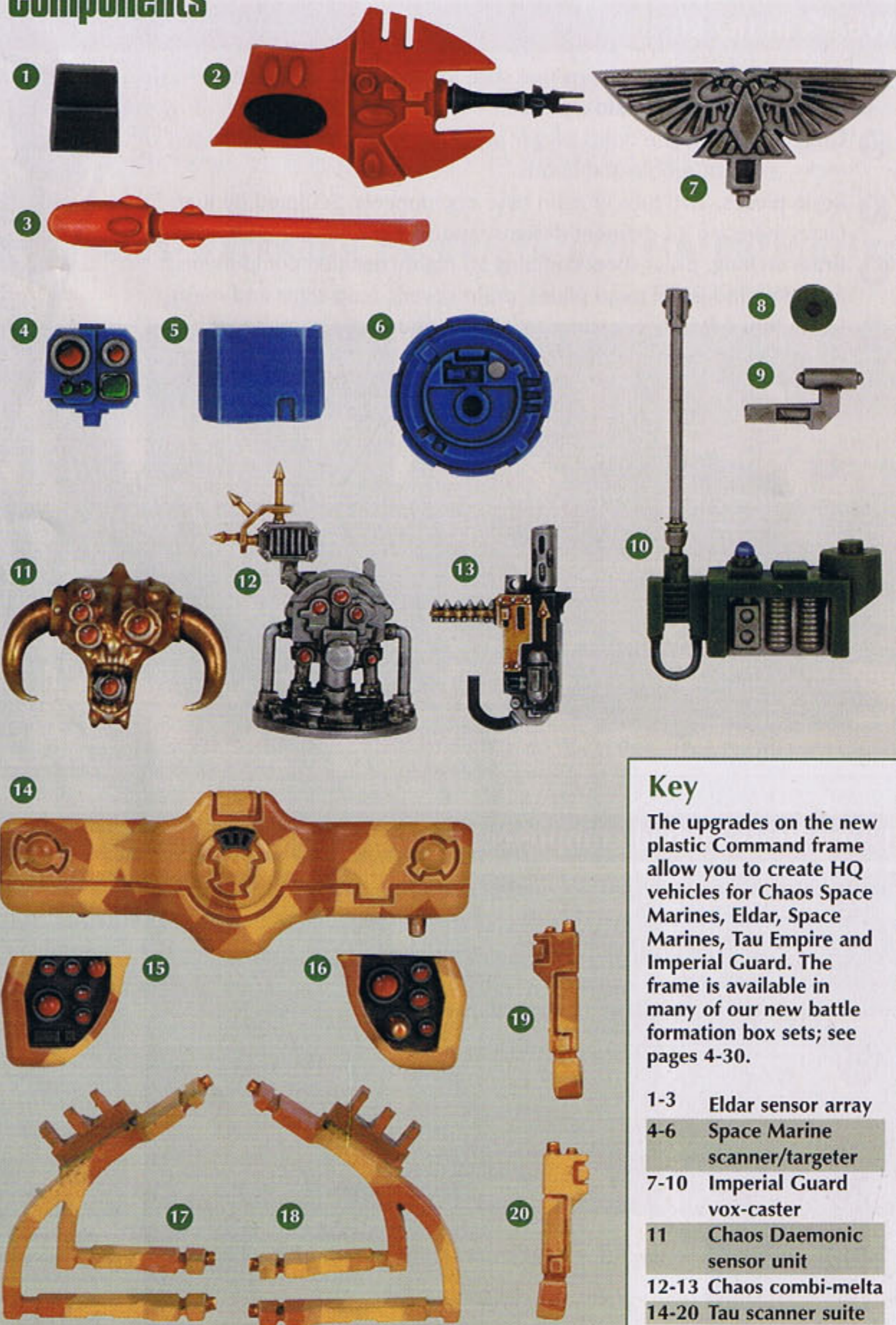
This base has been completed using some of the elements from the basing kit. Note the bent sheet metal and wire mesh from the brass sheet.

The new plastic command frame provides a great way to upgrade vehicles for Apocalypse battles, representing lead vehicles in a battle formation.

Command Frame

Many Apocalypse battle formations make use of command vehicles, which need to be marked out on the battlefield. The new command frame provides you with all the bits you need!

Components



Key

The upgrades on the new plastic Command frame allow you to create HQ vehicles for Chaos Space Marines, Eldar, Space Marines, Tau Empire and Imperial Guard. The frame is available in many of our new battle formation box sets; see pages 4-30.



- 1-3 Eldar sensor array
- 4-6 Space Marine scanner/targeter
- 7-10 Imperial Guard vox-caster
- 11 Chaos Daemonic sensor unit
- 12-13 Chaos combi-melta
- 14-20 Tau scanner suite

Chaos Space Marines

The Chaos Space Marine upgrades represent an arcane sensor unit. This can feature a leering, daemonic face, or additional weapons in the form of a combi-melta, and fits in the hatch holes on the Rhino hull, Predator turret, Land Raider hull or Defiler top hatch.



Command upgrade 1



Command upgrade 2

Eldar

The Eldar upgrade is designed to be mounted near the weapons turret of a Falcon grav tank or Wave Serpent. It represents an array of sophisticated Eldar sensors, far beyond the understanding of the Imperium's Tech Priests.



Command upgrade

Space Marines

The Space Marines upgrade represents an advanced communication and target acquisition device, which fits into the hole on a Space Marine tank normally reserved for a hatch or weapon point. This upgrade fits the Rhino hull, Predator turret or Land Raider hull, as well as the underside of a Land Speeder.



Command upgrade

Tau Empire

The Tau command vehicle upgrades can be used independently or together on the same vehicle (as shown here). The upgrades represent an extensive scanner suite that can be mounted on the hull of a Sky Ray, Hammerhead or Devilfish.




Command upgrade 1



Command upgrade 2

Imperial Guard

The Imperial Guard upgrade fits onto the turret of a Lemn Russ (or any of its variants), or a Chimera. It could also be used on the Baneblade kit. The upgrade represents a long-range vox-caster, capable of coordinating the many vehicles of a squadron or armoured company, and communicating with higher levels of command.



Command upgrade

PAIN T SUPPLIES

ESSENTIAL PAINTING PRODUCTS FOR YOUR HOBBY



CITADEL MEGA PAINT SET

The Mega Paint Set boasts all 65 paints and inks from the current Citadel Colour range, plus a selection of brushes, glue, flock and handy paint pot labels. All this has been bundled into a smart metal carry case to make the ultimate paint set for serious hobbyists.

£150, €200, 1500dkr, 1750sek, 1750nkr



HOBBY STARTER SET

The Hobby Starter Set contains: 9 paints, 1 paintbrush, plastic glue, PVA glue, a pair of clippers and 2 types of flock. This set is great for both those who are new to the hobby and those looking to expand their collection of paints and modelling essentials.

£25, €40, 300dkr, 350sek, 350nkr



FOUNDATION PAINT SET

This new paint range has been formulated to complement the Citadel Colour range. The Foundation Paints have been designed to provide great coverage, creating a solid block of colour with one application over any undercoat. This set contains all 18 Foundation Paints.

£30, €40, 300dkr, 350sek, 350nkr



BATTLE FOR SKULL PASS PAINT SET

The perfect way to start painting your Warhammer Models. This set contains one paintbrush, 6 paints and 10 plastic Night Goblin miniatures, allowing you to get started as soon as you open the box.

£12, €20, 140dkr, 170sek, 200nkr



BATTLE FOR MACRAGGE PAINT SET

This starter set is specially designed to complement the Warhammer 40,000 Battle for Macragge box set. Inside you will find a selection of paints, 3 plastic Space Marine models and a starter paint brush.

£12, €20, 140dkr, 170sek, 200nkr



MINES OF MORIA PAINT SET

Get your Goblins in tip-top condition with this handy paint set, which has been designed for new players of The Lord of the Rings strategy battle game. Contains 12 Moria Goblins, 6 paints and a paintbrush.

£12, €20, 140dkr, 170sek, 200nkr

CITADEL

CITADEL COLOUR RANGE

	Scab Red		Snot Green
	Red Gore		Scaly Green
	Blood Red		Goblin Green
	Blazing Orange		Scorpion Green
	Fiery Orange		Camo Green
	Golden Yellow		Kommando Khaki
	Sunburst Yellow		Rotting Flesh
	Bad Moon Yellow		Fortress Grey
	Scorched Brown		Codex Grey
	Graveyard Earth		Shadow Grey
	Bestial Brown		Space Wolves Grey
	Snakebite Leather		Chaos Black
	Desert Yellow		Skull White
	Bubonic Brown		Mithril Silver
	Vomit Brown		Boltgun Metal
	Bleached Bone		Chainmail
	Dark Flesh		Tin Bitz
	Terracotta		Dwarf Bronze
	Vermin Brown		Brazen Brass
	Tanned Flesh		Burnished Gold
	Dwarf Flesh		Shining Gold
	Bronzed Flesh		Red Ink
	Elf Flesh		Magenta Ink
	Liche Purple		Yellow Ink
	Warlock Purple		Chestnut Ink
	Tentacle Pink		Brown Ink
	Midnight Blue		Flesh Wash
	Regal Blue		Purple Ink
	Ultramarines Blue		Blue Ink
	Enchanted Blue		Dark Green Ink
	Ice Blue		Black Ink
	Hawk Turquoise		Gloss Varnish
	Catachan Green		Matt Varnish
	Dark Angels Green		

FOUNDATION PAINT RANGE

	Astronomican Grey		Tausept Ochre
	Adeptus Battlegrey		Tallarn Flesh
	Fenris Grey		Calthan Brown
	Necron Abyss		Gretchin Green
	Mordian Blue		Knarloc Green
	Hormagaunt Purple		Orkhide Shade
	Mechrite Red		Charadon Granite
	Macharius Solar Orange		Khemri Brown
	Iyanden Darksun		Dheneb Stone

£2, €2.50, 25dkr, 35sek, 40nkr

Tactica



FAST CAVALRY

Everyone's scared of Fast Cavalry. After a week or two of metaphorically mucking out the stables, Mat Ward reckons he's got a few ideas as to why.

By and large, cavalry are divided into two kinds: heavy cavalry and light cavalry. Heavy cavalry are generally big, heavily armoured and muscular men (or man-sized creatures) mounted on big, heavily armoured and muscular horses. They hit like a ton of bricks falling from a church tower and prevail through sheer mass, fury and stubborn refusal to fall over and stop breathing.

At the other end of the scale is light cavalry. These bold souls rely on the swiftness of their steed to carry them to where they are needed most. The tools of light cavalry are normally the spear and

the bow, rather than the lance and the shield, and they strike from the flank, rather than charging the front ranks.

In this article, I'm going to take a look at Warhammer's own brand of light cavalry: the Fast Cavalry. Though sometimes subtle in employment, Fast Cavalry is a truly potent force upon the battlefield, able to harry your opponent's army, destabilise his plans and lead his prize unit on a merry dance across the board. I'll take a look at Fast Cavalry's strengths and weaknesses, and try to shed light on some of the more successful tactics that they can employ.



The Pros

Fast Cavalry come with several bonuses that either aid or define their battlefield role, namely speed, manoeuvrability, firepower and deception!

As their name suggests, Fast Cavalry can manage a fair turn of speed when they've a mind and are more than capable of leaving even the most eager opponents in the dust.

This is partly due to impressive Movement values – 8 is the average for Fast Cavalry, and 9 is disturbingly common – but in reality owes more to their Free Reform rule. Free Reform does exactly what it says: it allows your unit of Fast Cavalry to reform as often as it wishes without penalty – even when it has marched! Such flexibility is fantastic whether your unit is running towards the action or making a discreetly valourous withdrawal from the field.

Four-legged archers

Accustomed as they are to living – and fighting – on horseback, Fast Cavalry troops can pull off tricks that send other cavalymen green with envy (unless they're Orcs – they're already green, so they just

hit you instead). Nowhere does this show more plainly than in the Shooting phase, where your unit of Fast Cavalry can fire even if it has marched or reformed. Better still, they can shoot all around – although not through members of their own unit.

The art of retreat

Fast Cavalry are the masters of deception, often used to draw a hapless enemy into a cunning trap. To do so, they make use of a rule called Feigned Flight. This allows Fast Cavalry to act normally after fleeing from a charge, providing they can pass their rally test, of course. Many a unit of frenzied Chaos Knights has been led a merry dance by the malicious machinations of a unit of Fast Cavalry. Of course, the risk with this particular tactic is that your valued and loyal minions may choose to keep running. On the other hand, the unit you've just suckered will normally cost far more points, so you're unlikely to lose out.

The Cons

All this splendour inevitably has a trade off. Fast Cavalry have two downsides. Neither is earthshaking, but you'll want to be aware of them.

Formation

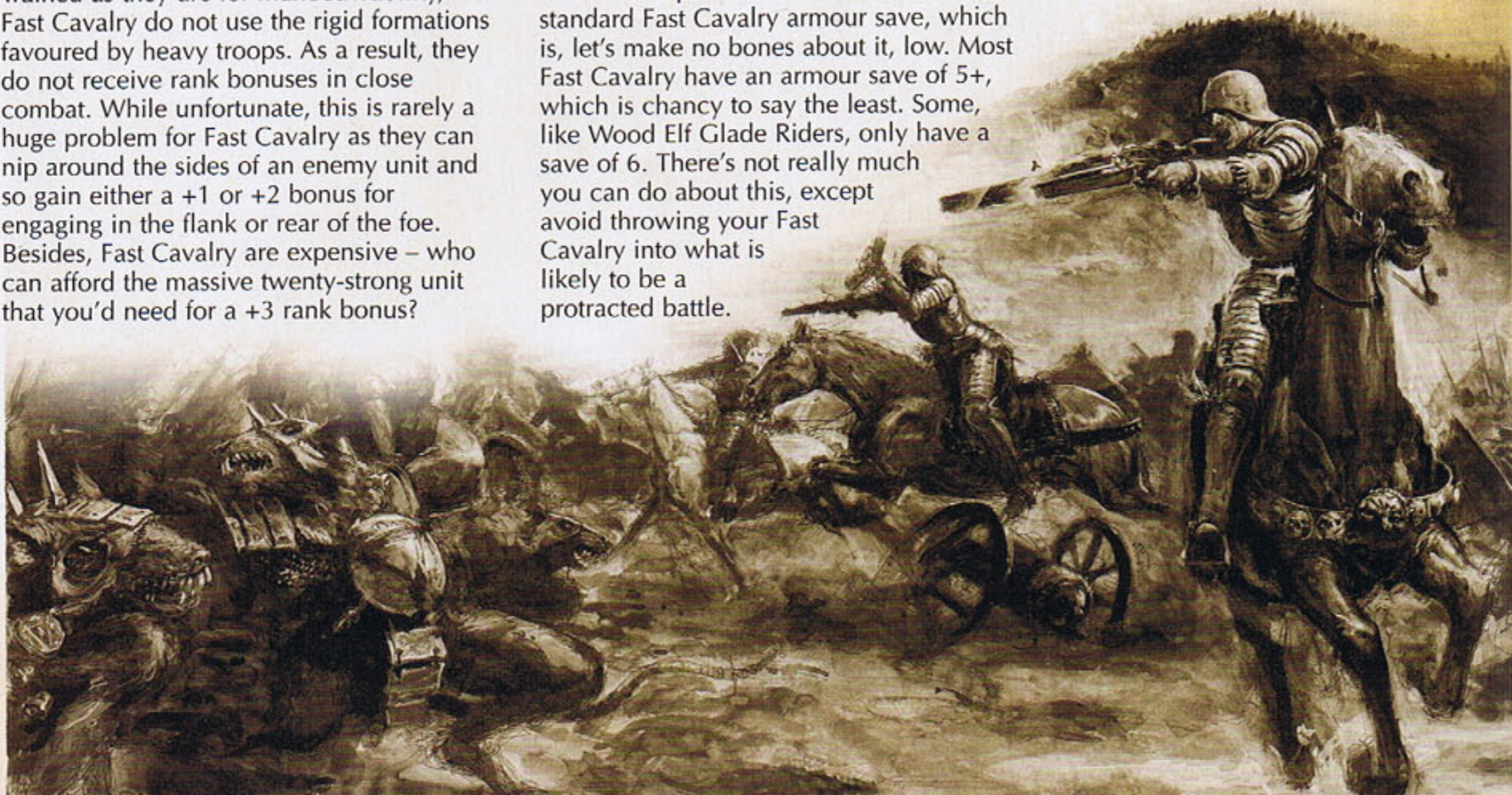
Trained as they are for manoeuvrability, Fast Cavalry do not use the rigid formations favoured by heavy troops. As a result, they do not receive rank bonuses in close combat. While unfortunate, this is rarely a huge problem for Fast Cavalry as they can nip around the sides of an enemy unit and so gain either a +1 or +2 bonus for engaging in the flank or rear of the foe. Besides, Fast Cavalry are expensive – who can afford the massive twenty-strong unit that you'd need for a +3 rank bonus?

Light armour

The second point for attention is the standard Fast Cavalry armour save, which is, let's make no bones about it, low. Most Fast Cavalry have an armour save of 5+, which is chancy to say the least. Some, like Wood Elf Glade Riders, only have a save of 6. There's not really much you can do about this, except avoid throwing your Fast Cavalry into what is likely to be a protracted battle.

Cheap & Cheerful

Alessio Cavatore: I think that Mounted Yeomen are the most cost-effective Fast Cavalry unit in the game. With bow, spear, and the mandatory shield, they come to a nice 16 points. Their Peasant Duty rule makes them great at their role for several reasons: they can use any nearby Knight's Leadership (making them less reliant on the General), their banner doesn't award any extra points to the enemy and, more importantly, they do not cause Panic in your knights. These last two effects are perfect for their main tactical use: expendability!



Tricks of the Trade

So, with all that in mind, what devious tricks can you get out of your fearless horsemen? Obviously, speed lends itself to running down fleeing troops, charging war machines etc., but you can do so much better – as I'll now demonstrate.

The brick wall

This one's simplicity itself. Using their speed, a unit of Fast Cavalry nips around the back of an enemy unit. In the meantime, you pound that enemy unit with arrows, spells and cannonballs, or break it in close combat. When the unit inevitably flees, your Fast Cavalry are waiting behind it in ambush, ready to chop them to pieces. Remember, you'll need at least 3 models (and the required Unit Strength 5) to pull this off.



Ambush

The easiest of the Fast Cavalry masterstrokes, the Ambush is the art of charging an enemy unit in the flank or rear. In your first move, scoot the Fast Cavalry unit as far forward as you can and turn them through 90°, so that when the enemy advances, the flank of one or more of his units is within the charge arc and charge range of the Fast Cavalry. Care should be taken to stay out of

enemy charge arcs, or you'll find your ambushers ambushed. When the foe advances, you'll be able to pounce on a unit of your choice. Take care that you don't bite off more than you can chew, though. As already mentioned, Fast Cavalry are not the hardiest troops, and are best thrown at light infantry (ie, Toughness 3 or 4 with an armour save no better than 4+).



The close range volley

A more specialised tactic, the close range volley is best accomplished by troops with thrown weapons or pistols, although any Fast Cavalry with a ranged attack can make use of it. Simply put, the Fast Cavalry unit chooses an enemy unit – generally a foe on either flank of the battle line – and get as close as they can whilst

staying out of the target unit's charge arc. From here, your Fast Cavalry can not only pound the foe with impunity, they can also prevent them from marching. Without doubt, Empire Pistoliers are the kings of this manoeuvre – their braces of pistols are deadly, but short-ranged.



Rotors of Doom

Gav Thorpe: Right about now, players with Dwarf armies will be skipping to the next article. Halt, I say! Although Dwarfs players possess no Fast Cavalry per se, they can use the Gyrocopter in many similar roles. In particular, it can block march moves, harass Skirmishers and chase down fleeing units just like Fast Cavalry.

My favourite tactic is to charge a Gyrocopter into a combat you are confident of winning, so that when the enemy breaks you can pursue 3D6" to wipe out the fleeing unit – something valuable in an army that normally pursues 2D6-1".





The Redirect

This is the trickiest tactic you will call on your Fast Cavalry to perform. They can go it alone, or team up with some friends, depending on how your battle line is fixed.

Tactic 1: chase the rabbit


Let's face it, there are just some times when you need an enemy unit somewhere, anywhere, other than where your opponent wants it to be. Maybe it's a mob of Orcs bearing down on your artillery, or perhaps an Ogre Bull unit looks set to eat an otherwise promising unit of Greatswords. At times like these, just buying a turn of peace seems like a miracle, and that's just what your Fast Cavalry are going to provide for you.

When playing "chase the rabbit", try to avoid having your Fast Cavalry flee through a friendly unit – this can cause potentially devastating Panic tests. It's also worth bearing in mind that this tactic works best against infantry. Cavalry might just catch

your "rabbit" if the flee dice come up poorly, turning your plan from "chase the rabbit" to "kill the rabbit" in short order.

Tactic 2: rabbit's revenge

If you've a unit to spare and plan ahead, you can turn "chase the rabbit" into something rather more dangerous. For this to work, you'll need a big, bad-tempered and ugly unit – preferably one that loves to get in the flank of the foe. This revenge unit moves into place to take advantage of the attacker's exposed flank at the same time that the rabbit unit gets the enemy's attention. When the enemy takes the bait, their flank is left exposed, and then the killing can begin.



1. The Saurus Warriors are threatening a unit of Glade Guard. Given the chance, they'll rampage over the Elven archers and leave nothing but dead Elves in their wake. However, a unit of Glade Riders has interjected itself. No longer able to charge the Glade Guard, the Saurus now have to change heading and go the long way around, or charge the Glade Riders. If the Lizardman player goes for the second option, the Glade Riders should flee.



2. With the Glade Riders fleeing, the Saurus fail their charge and are pulled away from the main battle line. The Glade Guard have been bought a turn of safety and can let loose at the Saurus during this respite.



3. As before, the Glade Riders advance to screen the Glade Guard. As they do so, a unit of Treekin move into position on the flank. As the Glade Riders flee, the Saurus' failed charge leaves them exposed to a flank charge from the Treekin. Saurus may be tough, but they're not that tough.

Stopping Fast Cavalry Dead

"Well," I hear you cry, "now we know how to get the most out of our Fast Cavalry, but what's the best way to stop the annoying little rotters ruining our day?"

Well, there are many and varied ways of curing your light cavalry blues, but the best has to be some Fast Cavalry of your own, to intercept, shoot or otherwise destroy them. Alas, not all armies are lucky enough to have a unit of Fast Cavalry in their roster, generally the armies of short or ugly folk like Dwarfs, Ogres, Lizardmen and Skaven. Moreover, even if you've the option of taking a unit of Fast Cavalry, it's not always possible to include some in your army – they normally eat up a Special slot, after all. So, if you've neither the option nor inclination to fight metaphorical fire with metaphorical fire, fight it with firepower instead.

From a distance

Wizards can make Fast Cavalry a thing of memory. A spell that causes D6 Strength 4 hits, like Fireball, will merely graze a block of 30 Goblins, but it'll incinerate a unit of 5 Wolf Riders. Almost every army can lay its hands on a spell Lore capable of dishing

out inexpensive pain, and Fast Cavalry, with their low Toughness and poor armour saves, are begging to be blasted. Similarly, arrows, bolts and lead shot are also fantastic tools for Fast Cavalry pest control – if you can't get to a Fireball, you can almost certainly lay your hands on 10 archers or crossbowmen.

Up close and personal

There are anti-Fast Cavalry options, too, for those more inclined to dealing with problems with swords, fists and teeth. Ahead of the pack in this regard are chariots – they move fast, charge even faster and pack a real punch. Alternatively, there are plenty of flying troops to be had in Warhammer and, while I'm not suggesting you should use a Dragon to chase off Fast Cavalry (although it's undeniably funny), Warhawk Riders, Harpies and even Furies can prove quite capable of roughing up a handful of Dire Wolves or Dark Riders.

Hounds of Hell

Phil Kelly: Undead are generally slow, but Dire Wolves are a notable exception. Start them within 12" of your general and they can make an 18" move straight across the board. Try positioning them in front of the enemy's hardest unit, preferably at an angle, so that when the unit hits (and inevitably kills) the Dire Wolves, it is aligned badly. With a bit of practice, this tactic can force your opponent to stop his best unit in its tracks or, better still, afford you a flank charge with your heavy cavalry. Well worth the sacrifice.

GRAND TOURNAMENTS



WARHAMMER
40,000

WARHAMMER

HEAT ONE 13th–14th October
HEAT TWO 10th–11th November
HEAT THREE 24th–25th November

HEAT ONE 6th–7th October
HEAT TWO 3th–4th November
HEAT THREE 17th–18th November

Requirements

- 1,500 point Warhammer 40,000 army using the standard force organisation chart.
- There will be six games across the weekend.
- Qualifiers from the heats will receive free entry into the Grand Final in March 2008.
- Event includes vouchers towards lunch on both days, an evening meal on the Saturday and tea and coffee both mornings, with doughnuts on Saturday morning.
- Ticket price £55.

Requirements

- 2,000 point Warhammer army following the standard army list organisation.
- There will be six games across the weekend.
- Qualifiers from the heats will receive free entry into the Grand Final in February 2008.
- Event includes vouchers towards lunch on both days, an evening meal on the Saturday and tea and coffee both mornings, with doughnuts on Saturday morning.
- Ticket price £55.

The Grand Tournaments follow a Heat system. The following people will qualify from each heat:

- The 40 top scoring players
- Up to 6 Best Army nominations
- Up to 3 Most Sporting nominations
- Wild Card places awarded at the discretion of the Events team

TICKETS NOW AVAILABLE FROM DIRECT • 0115 91 40000

FRONTLINE

The Events Diary

118-121 ►►

Events Calendar

Find out what's happening when and where in the Games Workshop hobby community with this comprehensive list of unmissable dates; tournaments, campaigns and more.

Club Information

Find regular opponents, play campaigns, and get involved in a host of other hobby activities with like-minded gamers at your local club.

Store Information

122-129 ►►

Games Workshop Hobby Centres

Get everything you need to build your forces, and then take them into battle! GW Hobby Centres are the place to learn and practice the intricacies of the hobby.

Store Listings

All the Games Workshop stockists in your area listed, so wherever you are, you can always find a Games Workshop and Citadel Miniatures retailer.

Club Listings

The Games Workshop club community is a great forum to make new friends and play lots of games! Find out where your nearest organised gaming groups are.

Store and Club Focus

Find out exactly what's going on in your area. This month we look at Games Workshop Livingston who will be celebrating their Official Opening soon!



Direct Sales Orders

Due to popular demand we will not be removing the "collect while you wait" Direct Sales service offer from the Warhammer World store. This was originally noted in White Dwarf 331 news.

We apologise for any confusion caused.

Ordering Direct

130-135 ►►

Games Workshop Direct

The full range of Games Workshop products are available from GW Direct, our premier on-line and telephone ordering service.

Chaos Space Marines Miniatures

This month's releases for the Chaos Space Marines are just the tip of the iceberg. Check out the other great models in the range.

Advance Orders

Order the newest miniatures now – so new they're not even out yet! Order next month's models today, and have them dispatched as soon as they are available.

THE EVENTS DIARY

Conquer the world at tournaments and learn new skills at hobby days! Events are your opportunity to immerse yourself fully in the hobby with, potentially, people from all over the world. Large or small, events are the places to spend your weekends.



Upcoming Events

Are you a Hobby Centre, Independent Stockist, or part of the GCN and running an event? If so, and you want to advertise it for free in this fine publication simply drop us an e-mail at:

whitedwarf@games-workshop.co.uk

The closing dates for receiving details for publication in the following issues are:

- 1st November WD338 (Feb)
- 1st December WD339 (Mar)
- 1st January WD340 (Apr)

Please note all dates and details are correct at the time of going to print but are subject to change. Games Workshop is not responsible for the content, timing or price of events not organised by Games Workshop PLC.

EVENTS DIARY ABBREVIATION GUIDE

WH	Warhammer
40K	Warhammer 40,000
BB	Blood Bowl
WAB	Warhammer Ancient Battles
WPS	Warhammer Players' Society
WECW	Warhammer English Civil War
Epic	Epic Armageddon
LOTR	The Lord of The Rings
GW	Games Workshop
GT	Grand Tournament

Event Profile: Schools League Final

This 4th of July the hallowed halls of Warhammer World bore witness to the biggest School League Final ever held!

The National Schools League Final is the culmination of a year's preparation and tough competition, and brought 144 players of Warhammer, Warhammer 40,000 and The Lord of the Rings together to compete for the coveted Schools League Trophies!

There were three rounds of hard fought games with some beautiful armies and truly innovative tactics. As with our other Schools League Finals we were very impressed with the high standards of gaming and sportsmanship shown by all the teams.

Tournament players were not the only ones to descend upon us, however, as another 90 teachers, spectators, parents and other interested parties flocked to the hall to take part in scenery and painting clinics and to visit the amazing Citadel Miniatures Hall and Bugman's Bar.

Every year, Games Workshop stores around the country are host to hobby sessions especially for school club members who want to hone their skills at gaming, painting, army-building and even scenery making. School clubs can even use the store as a venue for practice games and mini tournaments as they prepare their armies for the League!

Around Easter, the competition starts in earnest as school teams come together at the Regional Finals to compete for a coveted place at the Nationals. These take

place in our larger stores or, sometimes, in schools, as anywhere up to 15 schools take part in each event.

The winning team for each game system from each Regional Final received their elegant School League Champion shirt and were invited to Warhammer World in July for the National.

In every league there have to be winners and after hours of fierce competition three schools teams were called up to the stage to receive their Schools League Champions medals and the trophy for the school cabinet! This year's deserving winners were:

The Lord of the Rings

Redcar Community College

Warhammer 40,000

Southend High School for Boys

Warhammer

John Hampden Grammar

Also, well done to the winners of the Best Painted Army awards; Edward Ninham, Daniel Quinn and Rhys James for achieving such great standards and being such a credit to their schools.

Thank you everyone who helped the Community team host the day, and especially all of the teachers, parents, assistants and, of course, the all of the competitors, for making the Schools League 2007 such a huge success!



The New Schools League Begins!

To enter, all you need is to be a member of a school club and be keen to take part.

We are registering clubs now and you can get involved by getting the teacher or other adult who looks after your club to get in touch with our Community Co-ordinator, Bek Hawkby (details below).

You can also go into any of our stores and talk to the staff about the club visiting for free hobby sessions in the store!

Bek Hawkby:

- 0115 900 4821
- bek.hawkby@games-workshop.co.uk

The 2007/08 Schools League begins this September and runs throughout the winter, with Regional Finals held in the Spring of 2008, before the National Final in the Summer.

Extra Curricular Hobby

Between games, pupils embark upon modelling and painting projects, enthusiastically joined by parents and teachers.



www.games-workshop.co.uk/events

Event Calendar

What's on, when and where:
All the events for the next
two months are listed here.



GRAND TOURNAMENT

HEAT 1

• 6th-7th October 2007

HEAT 2

• 3th-4th November 2007

HEAT 3

• 17th-18th November 2007

Tickets cost £55 per player, and include vouchers towards lunch on both days, an evening meal on the Saturday night, tea and coffee at the start of both days and doughnuts to get you started on Saturday morning.

www.games-workshop.co.uk/events



THE LORD OF THE RINGS
STRATEGY BATTLE GAME
GRAND TOURNAMENT
coming January 2008...

This Month

5th Giant Fanatic X

Date: 5th-7th October, 2007

Venue: Remisen, Copenhagen, Denmark

Details: One the biggest events in Denmark celebrates 10 years. Giant Fanatic is a fun-filled day with loads of activities including introductory gaming, 'Mad Giant' painting competition and the prestigious WFB and 40K tournaments. Tickets now on sale. More information can be found at the website.

Website: www.fanatic.dk

www.games-workshop.co.uk/events

6th Fanatic Leiden III

Date: Friday 6th October, 2007

Venue: Lange Mare 39/47, 2312GP Leiden

Details: Vliegershops in Leiden host their annual Fanatic. At the event you can take part in WFB, 40K and LoTR tournaments. For those new to the hobby there will be introductory games, painting and modelling classes, so bring along your friends.

Contact: Robert - +31 (0)71 5132783

Website: www.gw-orcshop.nl

6th Warhammer Grand Tournament

Date: 6th-7th October, 2007

Venue: Warhammer World, Nottingham

Age Limit: 16+

Details: Compete for your place in this season's Grand Final. Players will need a fully painted 2,000 points Warhammer army, and will play six games over the weekend. Players who qualify in the heats are awarded a free ticket to the final.

Contact: Hobby Specialists - 0115 91 40000

Website: www.games-workshop.co.uk/events

13th Warhammer 40,000 Grand Tournament

Date: 13th-14th October, 2007

Venue: Warhammer World, Nottingham

Age Limit: 16+

Details: Compete for your place in this season's Grand Final. Players will need a fully painted 1,500 points Warhammer 40,000 army, and will play six games over the weekend. Players who qualify in the heats are awarded a free ticket to the final.

Contact: Hobby Specialists - 0115 91 40000

Website: www.games-workshop.co.uk/events

19th Warhammer Teams Tournament

Date: 19th October, 2007

Venue: Wakefield Hobby Centre

Details: Team up with your friends to overcome all challenges. You must use your skill and judgement to not only win your battle but pit the right players against the right opponents. Do you have the nerve and skill to be the Team Champions? To take part you will need a 1,500 point army.

Tickets: £30 for a team of 4.

Contact: Wakefield Store - 01924 369431

20th Grand Tournament

Date: 20th-21st October, 2007

Venue: Sporthal University of Tilburg, Academielaan 5, Tilburg, The Netherlands

Details: The Dutch Grand Tournament consists of five rounds split over two days. You will need a 1,700 point Warhammer 40,000 force. Tickets go on sale from 20th August through Direct, Dutch Retail Stores and some Elite & Partner Independent Stockists. Tickets cost €60 and include lunch on both days and dinner on Saturday.

Contact: +31 (0)40 246 8316

Website: www.games-workshop.co.uk/events

20th Fantasia Fanatic

Date: 20th-21st October, 2007

Venue: Dragonskolans Gymnastiksal, Umea, Sweden

Details: One of Sweden's biggest gaming tournament events, players will need 2,250 points for Warhammer and 2,000 points for Warhammer 40,000. Tickets cost 170sek

Website: www.fantasiaweb.se

21st Warhammer Doubles

Date: 21st October, 2007

Venue: King and Queen Pub, Brighton

Details: Hosted by the Brighton Warlords gaming club, this Warhammer Doubles Tournament is limited to just 48 places so book early to avoid disappointment. If you are interested and wish to attend please contact the organisers direct.

Contact: Peter Cooke - 07974 094240

peter.cooke423@yahoo.com

d_purkiss2000@yahoo.com

27th Rapid Fire!**Date:** 27th October, 2007**Venue:** Ochil Community Hall, Ochil Crescent**Details:** Stirling Wargamers present their annual Warhammer 40K Tournament. Players battle in three 1,750 point games. Tickets cost £10 and include lunch, tea and coffee.**Contact:** Gus McCabe – apoc@clan-ion.com**Website:** www.stirlingwargamers.co.ukWARHAMMER
40,000**GRAND
TOURNAMENT****HEAT 1**

- 13th-14th October 2007

HEAT 2

- 10th-11th November 2007

HEAT 3

- 25th-26th November 2007

Tickets cost £55 per player, and include vouchers towards lunch on both days, an evening meal on the Saturday night, tea and coffee at the start of both days and doughnuts to get you started on Saturday morning.

www.games-workshop.co.uk/events

Next Month**3rd Warhammer
Grand Tournament****Date:** 3rd-4th November, 2007**Venue:** Warhammer World, Nottingham**Age Limit:** 16+

Details: Compete for your place in this season's Grand Final. Players will need a fully painted 2,000 points Warhammer army, and will play six games over the weekend. Players who qualify in the heats are awarded a free ticket to the final.

Contact: Hobby Specialists – 0115 91 40000**Website:** www.games-workshop.co.uk/events**10th Warhammer 40,000
Grand Tournament****Date:** 10th-11th November, 2007**Venue:** Warhammer World, Nottingham**Age Limit:** 16+

Details: Compete for your place in this season's Grand Final. Players will need a fully painted 1,500 points Warhammer 40,000 army, and will play six games over the weekend. Players who qualify in the heats are awarded a free ticket to the final.

Contact: Hobby Specialists – 0115 91 40000**Website:** www.games-workshop.co.uk/events**4th Cry of War****Date:** 4th November, 2007**Venue:** Hassocks Hotel, West Sussex

Details: Brighton and Clayton Warlords would like to present their annual Warhammer tournament: Cry of War. To play you will need a 2,000 point Warhammer army. Check the website for more information.

Contact: Roger Smith

roger_gs_smith@hotmail.com

Website: www.brightonandclaytonwarlords.com**11th Fanatic Games-n-stuff****Date:** 11th November, 2007**Venue:** Broerenkerk, Achter de Broeren 1, 8011 VA Zwolle, The Netherlands

Details: Games-n-stuff in Zwolle run their annual Fanatic. Offering activities for people new to the hobby, like introductory gaming and painting, the Fanatic will also host a traditional tournament for WFB, 40K and LoTR. For more information please use the contact details below.

Contact: +31 (0) 38 421 6385**Website:** www.gamesnstuff.com**4th Fanatic Brugge III****Date:** 4th November, 2007**Venue:** TBA, Belgium

Details: Brugge's third Fanatic offers a variety of activities for new and existing hobbyists including introductory gaming, painting & modelling classes, and more. There will also be a tournament for Warhammer, Warhammer 40,000 and The Lord of the Rings. For more details about the event, visit the website below.

Contact: +32 (0) 050 38 51 83**Website:** www.thefairplay.be**11th Spellenspektakel****Date:** 23rd-25th November, 2007**Venue:** Ljsselhallen, Zwolle, The Netherlands

Details: One of the biggest fairs in the Netherlands for board games and fantasy games (including tabletop war games). Each stand is manned by a team of dedicated and enthusiastic hobbyists who will be ready to show all gamers, beginners to the hobby and long time players alike, how the games work. Tickets cost €12.

Website: www.spellenspektakel.nl

coming January 2008...

WARHAMMER
40,000**DOUBLES
TOURNAMENT**

www.games-workshop.co.uk/events

STORE FINDER

All the Games Workshop stores, stockists and clubs at your fingertips



GAMES WORKSHOP Hobby Centres

OPENING TIMES

Mon-Fri: 10am – 6pm
Saturday: 10am – 6pm
Sunday: 11am – 5pm

The majority of our stores adhere to the above opening times.

However, as a number of stores' opening times may vary, we recommend you contact the relevant store for opening times before visiting.

You can find your local store online with our Store Finder:

www.games-workshop.co.uk/storefinder

Hobby Centres are Games Workshop's own retail outlets. Each store provides gaming and painting facilities and is staffed by expert hobbyists! Hobby Centres are marked in **red** in the store listings.

Full range of products

All our centres stock a full range of Warhammer 40,000, Warhammer and The Lord of The Rings games and models as well as all the hobby materials you need to collect, build and paint your armies.

In-store order point

All of our stores have a Direct in-store order point which you can use to get your hands on all of our Specialist Games products, plus many exclusive miniatures, components and classic models with which to customise your Warhammer, Warhammer 40,000 and The Lord of The Rings forces.

Gaming Rooms

Gaming Rooms are exactly the same as our other Hobby Centres. However, as well as stocking our complete range of products, they also offer additional gaming tables and space making them the perfect place to play your games.

Free painting & modelling advice

No matter what your level of painting or modelling skill, if you spend 30 minutes with one of our members of staff you will see those skills improved and might find out something you never knew!

Free gaming & tactics advice

All our staff are experienced gamers (after all it's what they do for a living!). They can give you sound tactical advice, help you build battle-winning armies and clear up most of your rules queries.

Free beginners programme

Our special beginners' programme teaches you how to play and helps you take your first steps into the Games Workshop hobby. The programme runs on Sundays, but there is also one night during the week when you can indulge in more gaming too. All you need to do is come along!

GAMES WORKSHOP

Independent Stockists

Games Workshop Independent Stockists are official sellers of Games Workshop games and hobby products.

IN YOUR LOCAL AREA

With over 500 locations in the UK there is never a stockist far away, making them perfect for that quick resupply or hobby need.

MOST POPULAR STOCK LINES

Independent Stockists stock our most popular products, so you're more likely to find exactly what you're looking for!

Games Workshop products are sold by a large number of shops in many different countries across the world.

IN THIS DIRECTORY

Full listing of all the stores that sell Games Workshop products across the UK, parts of Europe, South Africa and the Middle East.

AROUND THE WORLD

If you're unsure where your nearest stockist is located, anywhere in the world, call Direct on: **0115 91 40000**

Store Directory

AVON

GW BRISTOL:
87 The Horselair, BS1 3JR
Tel: 0117 925 1533
GW BRISTOL (CRIBBS CAUSEWAY):
Unit 129, The Mall, BS34 5UP
Tel: 0117 959 2520
BRISTOL, Area 51:
Tel: 0117 9244655
BRISTOL, HobbyCraft:
Tel: 0117 959 7100

BEDFORDSHIRE

GW BEDFORD:
10 Greyfriars, MK40 1HP
Tel: 0123 427 3663
LUTON, Ottakers:
Tel: 01582 486999
CRANFIELD, Wargames Workshop:
Tel: 01234 757878

BERKSHIRE

*** GW MAIDENHEAD:**
Unit 2, 17 Market Street, SL6 8AA
Tel: 0162 863 1747
GW READING:
29 Oxford Road, RG1 7QG
Tel: 0118 959 8693
GW WINDSOR:
Unit 3, 6 George V Place, SL4 1QP
Tel: 01753 861087
BRACKNELL, Ottakers:
Tel: 01344 488124
BRACKNELL, Toy Planet:
Tel: 01344 426262
READING, HobbyCraft:
Tel: 0118 902 8600
SANDHURST, Toyworld:
Tel: 01252 873350
WINDSOR, WJ Daniels:
Tel: 01753 862106

BIRMINGHAM AREA

GW BIRMINGHAM:
Unit 116, Bullring Link, B5 4BS
Tel: 0121 633 7193
GW DUDLEY:
Unit 36, Merry Hill Centre, DY8 4UE
Tel: 0130 448 1818
GW SOLIHULL:
690 Warwick Road, B91 3DX
Tel: 0121 705 7997
*** GW SUTTON COLDFIELD:**
45-47 Birmingham Road, B72 1QF
Tel: 0121 354 3174
GW WALSALL:
Unit 27, Old Square Shopping Centre, WS1 1QF
Tel: 0192 272 5207
GW WOLVERHAMPTON:
9 King Street, WV1 1ST
Tel: 0190 231 0466
BIRMINGHAM, Console Games:
Tel: 0121 477 0022
GREAT BARR, Gaming Crypt:
Tel: 0121 360 5080
SUTTON COLDFIELD, Digital Dragons:
Tel: 07941 637793
WOLVERHAMPTON, HobbyCraft:
Tel: 0845 051 6543

BUCKINGHAMSHIRE

GW HIGH WYCOMBE:
Unit 29, The Octagon Centre, HP11 2HT
Tel: 0149 453 1494
GW MILTON KEYNES:
504 Silbury Boulevard, MK9 2AD
Tel: 0190 869 0477
AYLESBURY, Bear Necessities:
Tel: 01296 421098
BUCKINGHAM, Abacus Toys:
Tel: 01280 821815
GERARDS CROSS, Howard Marshall:
Tel: 01753 882952
MILTON KEYNES, HobbyCraft:
Tel: 01908 308 330
NEWPORT PAGNELL, Doodles:
Tel: 01908 610496
PRINCES RISBOROUGH, Treats:
Tel: 01844 344354

CAMBRIDGESHIRE

*** GW CAMBRIDGE:**
54 Regent Street, CB2 1DP
Tel: 0122 331 3350

GW PETERBOROUGH:

3 Wentworth Street, PE1 1DH
Tel: 01733 890 052
ELY, City Cycle Centre:
Tel: 01353 663131
HUNTINGDON, Sports & Fashions:
Tel: 01480 454541
PETERBOROUGH, The Gluey Goblin:
Tel: 01945 588 808
PETERBOROUGH, Westgate Department Store:
Tel: 01733 563151
PETERBOROUGH, Your Story:
Tel: 01733 341007
ST NEOTS, First Computer Games:
Tel: 01480 386 638
ST NEOTS, Gamers:
Tel: 01480 217 443
ST NEOTS, Westgate Department Store:
Tel: 01480 473242
WISBECH, Westgate Department Store:
Tel: 01536 203525
WISBECH, The Gluey Goblin:
Tel: 01945 588 808

CHANNEL ISLANDS

JERSEY, ST. HELIER, The Little Shop:
Tel: 01534 732187
JERSEY, ST SAVIOUR, The Jersey Train and Model Centre
07797 736478
GUERNSEY, ST. PETERS PORT, Carousel:
Tel: 01481 721721
ST. HELIER, Bambola Ltd:
Tel: 0604 29828

CHESHIRE

GW ALTRINCHAM:
Unit 1, 19 Grafton Street, WA14 1DU
Tel: 0161 929 9896
*** GW CHESTER:**
112 Foregate Street, CH1 1HB
Tel: 0124 431 1967
*** GW MACCLESFIELD:**
Unit 38, Chestergate Mall, Grosvenor Centre, SK11 6AR
Tel: 0162 561 9020
GW STOCKPORT:
32 Mersey Square, SK1 1RA
Tel: 0161 474 1427
GW WARRINGTON:
Unit 19 Bank Street Time Square, WA1 2AP
Tel: 0192 565 1984

ALTRINCHAM, The Gaming Crypt:
Tel: 0161 929 9919
CHEADLE, Fantasia:
Tel: 0161 491 1130
CHESTER, HobbyCraft:
Tel: 01244 650 110
CONGLETON, Deans Toys & Cycles:
Tel: 0126 0273277
CREWE, ABC Model Sport:
Tel: 01270 505 048
CREWE, Potters Model World:
Tel: 01270 250 038
CREWE, Jac in a Box:
Tel: 01270 581 118
FRODSHAM, Steve Webb Models & Hobbies:
Tel: 01928 735 225
NESTON, Carousel:
Tel: 0151 336 621
NORTHWICH, Level 1:
Tel: 01606 45053
NORTHWICH, The Model Shop:
Tel: 01606 826 346
STALYBRIDGE, Hardcastles:
Tel: 0161 3038528
STOCKPORT, HobbyCraft:
Tel: 0161 429 5400
HYDE, Goslings Toymaster:
Tel: 0161 427 2099
WIDNES, The Hobby Shop:
Tel: 01514 241 947

CLEVELAND

*** GW MIDDLESBROUGH:**
Unit 33, 39 Dundas Street, TS1 1HR
Tel: 0164 225 4091
HARTLEPOOL, Illusions:
Tel: 01429 233 199
HARTLEPOOL, Westgate Department Store:
Tel: 01429 244 337
NORMANBY, PC Tech:
Tel: 01642 461010
REDCAR, PC Tech:
Tel: 01642 481888

CORNWALL

GW TRURO:
Unit 1, Bridge House, New Bridge Street, TR1 2AA
Tel: 0187 232 0047
BODMIN, Bricknells:
Tel: 01208 77088
BUDE, Nitro RC:
Tel: 01288 353 388
BUDE, More Value:
Tel: 01288 352 362
CALLINGTON, GMS Games:
Tel: 01579 384 837
FALMOUTH, Wonderland:
Tel: 01326 312 571
HAYLE, Blewett's of Hayle:
Tel: 01736 753 812
NEWQUAY, Planet Hobbywood:
Tel: 01637 859 941
3ST AUSTELL, Adebba Toys:
Tel: 01726 73125
ST AUSTELL, Mad for Miniatures:
Tel: 01726 72259
ST IVES, Dragon's Hoard:
Tel: 01736 79848
TRURO, Toymaster:
Tel: 01872 272 452

COUNTY DURHAM

*** GW DURHAM:**
64 North Road, DH1 4SQ
Tel: 0191 374 1062
GW DARLINGTON:
78 Skimmergate, DL3 7LX
Tel: 0132 538 2463
BARNARD CASTLE, Toy Shop:
Tel: 01833 637 396
BISHOP AUCKLAND, Windsock Models:
Tel: 01388 609 766
CONSETT, Kwikpart:
Tel: 01207 581024
SEAHAM, Games of War:
Tel: 01915 817 118
STOCKTON ON TEES, Stockton Modeller:
Tel: 01642 616 680

CUMBRIA

*** GW CARLISLE:**
Unit 2, Earls Lane, CA1 1DP
Tel: 0122 859 8216
BARROW-IN-FURNESS, Heaths:
Tel: 01229 820 435
BOWNESS-ON-WINDERMERE, Ernest Atkinson & Sons:
Tel: 01539 443 047
COCKERMOUTH, The Toy Shop:
Tel: 01900 825855
KENDAL, Ayries:
Tel: 01539 720 781
KESWICK, Lakeland Toys and Hobbies:
Tel: 01768 775 275
PENRITH, Harpers Cycles:
Tel: 01768 864 475
ULVERSTON, Sawdust 'n' Stitches:
Tel: 01229 582 284
WIGTON, Jacksons Diecast Models:
Tel: 01697 342 557

STORE FINDER KEY

GAMES WORKSHOP HOBBY CENTRE
(*) Indicates Gaming Room facilities.

HOBBY STOCKIST

Offers a hobby gaming and painting service.

NE ELITE STORE

Stocks the complete Games Workshop range and offers introductory gaming and painting lessons.

NE PARTNER STORE

Stocks most of the Games Workshop range.

INDEPENDENT STOCKIST

Official sellers of Games Workshop products.*

NEW STORE OPENING

Indicates new stores and stockists.

* To be sure they have what you want in stock, we recommend calling the store first.

DERBYSHIRE

GW DERBY:
42 Sadler Gate, DE1 3NL
Tel: 0133 237 1657
ASHBOURNE, Lumbar's Toys:
Tel: 01335 345115
BELPER, Children's Choice:
Tel: 01773 825865
BUXTON, Knowles Toys and Models
Tel: 0129 824 203
CHESTERFIELD, Chesterfield Department Store:
Tel: 01246 220 200
CHESTERFIELD, Peak Bookstore:
Tel: 01246 201 609
GLOSSOP, Wain Services:
Tel: 01457 853 548
ILKESTON, Ilkeston Co-op:
Tel: 01159 327 777
MATLOCK, Shawes:
Tel: 01629 582 482

DEVON

*** GW EXETER:**
31a Sidwell Street, EX4 6NN
Tel: 0139 249 0305
GW PLYMOUTH:
84 Cornwall Street, PL1 1LR
Tel: 0175 225 4121
GW TORQUAY:
12 Market Street, TQ1 1AQ
Tel: 0180 320 1036
BARNSTAPLE, The Battlezone:
Tel: 01271 321 344
DARTMOUTH, WG Pillar & Co:
Tel: 01803 832 139
EXMOUTH, Gamezone Models:
Tel: 01395 267 733
HONITON, Honiton Toy Shop:
Tel: 01404 43741
KINGSBRIDGE, The Trading Post:
Tel: 01548 852 923
NEWTON ABBOT, Austins:
Tel: 01626 333 444

PLYMOUTH, Model Shop:
Tel: 01752 221 851
TAVISTOCK, Kaleidoscope:
Tel: 01822 615 236
TEIGNMOUTH, Jackmans Toybox:
Tel: 01626 778 260
TIVERTON, Wings 'N' Wheels:
Tel: 01884 242 819
TORRINGTON, Angling Pastimes:
Tel: 01805 625 888

DORSET

GW BOURNEMOUTH:
24 Post Office Road, BH1 1BA
Tel: 0120 231 9292
*** GW POOLE:**
Unit 12 Towngate Centre, BH15 1ER
Tel: 0120 268 5634
BOURNEMOUTH, Hobbycraft:
Tel: 01202 582 444
BRIDPORT, Frosts Toymaster:
Tel: 01308 422 296
DORCHESTER, Dorchester Toys:
Tel: 01305 261 152
SHAFTESBURY, Hardings:
Tel: 01747 852 156
SHERBOURNE, The Corner House:
Tel: 01935 815 615
WEYMOUTH, Razzamatatz:
Tel: 01305 780 601

ESSEX

GW CHELMSFORD:
Unit 4C, The Meadows Centre, CM2 6FB
Tel: 0124 549 0048
GW COLCHESTER:
2 Short Wyre Street, CO1 1LN
Tel: 0120 676 7279
GW SOUTHEND:
12 Southchurch Road, SS1 2NE
Tel: 0170 246 1251
GW THURROCK:
Unit 415B, Level 3, Lakeside Shopping Centre, RM16 1ZJ
Tel: 0170 886 7133

INTO THE VORTEX

20th and 21st October

All this weekend Games Workshop stores will be running Apocalyptic games of Warhammer 40,000, using huge war machines such as the legendary Baneblade superheavy tank, and forbidden weapons of lost technology... the vortex grenade!

CALL YOUR LOCAL STORE FOR DETAILS

SAFFRON WALDEN, Game On:

30 High Street, Tel: 01799 506 070

BASILDON, HobbyCraft:

Tel: 01268 240 100

BRENTWOOD, B&M Cycles:

Tel: 01277 214 342

CHELMSFORD, Toymaster Kingdom:

Tel: 01245 493 355

CLACTON ON SEA, Clacton Art & Craft Centre:

Tel: 01255 436 346

HARLOW, Marquee Models:

Tel: 01279 423 334

HOCKLEY, Hobbittion:

Tel: 01702 200 180

LEIGH-ON-SEA, Caliver Books:

Tel: 01702 473 906

MALDON, Colin Bliss Models:

Tel: 01621 851 327

RAYLEIGH, Toys N Tuck:

Tel: 01268 775 50

GLOUCESTERSHIRE

GW CHELTENHAM:

16 Pittville Street, GL50 2LS

Tel: 01224 222 8419

GW GLOUCESTER:

35 Clarence Street, GL1 1EA

Tel: 0145 259 5033

BOURTON ON THE WATER, Bourton Model Railway:

Tel: 01451 820 686

GLOUCESTER, Battle Honours

Tel: 01386 45075

GLOUCESTER, HobbyCraft:

Tel: 01452 424 999

STROUD, Antics:

Tel: 01453 764 487

STROUD, Psoisoft Games:

Tel: 0870 242 7428

TEWKESBURY, Toy Zone:

Tel: 01684 295 776

HAMPSHIRE

GW BASINGSTOKE:

3 Potters Walk, RG21 7GQ

Tel: 0125 646 6050

GW PORTSMOUTH:

34 Arundel Street, PO1 1NL

Tel: 0239 287 6266

GW SOUTHAMPTON:

23 East Street, SO14 1HG

Tel: 0238 033 1962

GW WINCHESTER:

35 Jewry Street, SO23 8RY

Tel: 0196 286 0199

ALDERSHOT, The Game Shop:

Tel: 01252 311 443

ALTON, Alton Model Centre:

Tel: 01420 542 244

ANDOVER, Hoggosaurus Toymaster:

Tel: 01264 352 263

FLEET, Fleet Toys:

Tel: 0125 261 3949

GOSPORT, JC Books:

Tel: 02392 500 931

MILFORD ON SEA, Milford Models and Hobbies:

Tel: 01590 642 112

NEW MILTON, Toys of New Milton:

Tel: 01425 617 805

PETERSFIELD, Folly Models:

Tel: 01730 267 932

PETERSFIELD, Fun for All:

Tel: 01730 267 271

PORTCHESTER, Wicor Models:

Tel: 02392 351 160

RINGWOOD, Toys of Ringwood:

Tel: 01425 479 444

ROMSEY, Roundabout:

Tel: 01794 512 145

SOUTHSEA, Southsea Models:

Tel: 02392 733 208

WATERLOOVILLE, Forever Toys Ltd:

Tel: 02392 266 253

WATERLOOVILLE, Paul's Hobby Shop:

Tel: 01705 259 186

HEREFORDSHIRE

BARNET, Toys Toys Toys:

Tel: 0208 449 0966

HEREFORD, Hereford Model Shop:

Tel: 01432 352 809

LEOMINSTER, Martin's Models & Crafts:

Tel: 01568 613 782

ROSS ON WYE, Revolutions:

Tel: 01989 562 639

HERTFORDSHIRE

GW HEMEL HEMPSTEAD:

16 Bridge Street, HP1 1EF

Tel: 0144 224 9752

GW ST ALBANS:

18 Heritage Close, AL3 4EB

Tel: 0172 786 1193

BERKHAMSTED, Hamlins:

Tel: 01442 864 642

BISHOP'S STORTFORD, Boardmans:

Tel: 01279 654 033

COCKFOSTERS, Murray & Brand:

Tel: 02084 490 827

HARPENDEN, Felicitations:

Tel: 01582 767 811

HERTFORD, Marquee Models:

Tel: 01992 504718

HITCHIN, Mainly Models:

Tel: 01462 422 204

LETCHEWORTH, Model Images:

Tel: 01462 684 859

ROYSTON, Toyshop:

Tel: 01763 243 270

ST ALBANS, E Rider and Son:

Tel: 01727 854 638

STEVENAGE, KS Models:

Tel: 01438 746 616

WELWYN GARDEN CITY, Toys Toys Toys:

Tel: 01707 391 319

WATFORD, HobbyCraft:

Tel: 0845 051 6538

ISLE OF MAN

DOUGLAS, Toymaster:

Tel: 01624 622 154

ISLE OF WIGHT

COWES, Chiverton Newsagents:

Tel: 01983 292 013

NEWPORT, Toy & Models:

Tel: 01983 528 258

RYDE, The Sports & Model Shop:

Tel: 01983 862 454

RYDE, Fun, Fact and Fantasy:

Tel: 01983 617 323

KENT

GW BLUEWATER:

Unit 052B, Upper Thames Walk, Bluewater,

Greenhithe, Kent, DA9 9SQ,

Tel: 0132 242 7880

GW CANTERBURY:

Unit 5, Iron Bar Lane, CT1 2HN

Tel: 0122 745 2880

GW MAIDSTONE:

7a Pudding Lane, ME14 1PA

Tel: 0162 267 7435

GW TUNBRIDGE WELLS:

4A Camden Street, TN1 2PU

Tel: 0189 252 5783

ASHFORD, GZ Computers Ltd:

Tel: 01233 663996

BEXLEY HEATH, Kit Crazy:

Tel: 0208 298 7177

BROADSTAIRS, Time & Space:

Tel: 01843 866 006

CHATHAM, Maynes:

Tel: 01634 400 031

CRANBROOK, Whites:

Tel: 01589 713298

CRAYFORD, HobbyCraft:

Tel: 01589 713298

DOVER, Turners Models:

Tel: 01304 203 711

FAVERSHAM, Abacus Toys:

Tel: 01795 591 203

GRAVESEND, Steve's Collectables and Models:

Tel: 01474 564 465

GRAVESEND, The Stamp Centre:

Tel: 01474 534 166

HERNE BAY, Spearings:

Tel: 01227 374 049

HYTHE, Apple Jax

Tel: 01303 262 602

MAIDSTONE, HobbyCraft:

Tel: 01622 623 750

MARGATE, Toymaster Kingdom:

Tel: 01843 225 400

ORPINGTON, JH Lorimer:

Tel: 01689 823193

SEVENOAKS, JH Lorimer:

Tel: 01732 452 840

SEVENOAKS, Manklows:

Tel: 01732 454 932

SITTINGBOURNE, AJ Blundell & Son:

Tel: 01795 424 371

TONBRIDGE, Kids Stuff:

Tel: 01732 353 186

WOODCHURCH, The Model Shop:

Tel: 01233 860 008

LANCASHIRE

GW BLACKPOOL:

8 Birley Street, FY1 1DU

Tel: 0125 375 2056

GW BOLTON:

Unit 27, 36 Acresfield Mall, BL1 1EA

Tel: 0120 436 2131

GW PRESTON:

15 Miller Arcade, PR1 2QA

Tel: 0177 282 1855

ASHTON UNDER LYNE, Roundabout Toys:

Tel: 01613 432 344

BLACKBURN, Balcave:

Tel: 01254 667 488

BLACKBURN, Mercer & Sons:

Tel: 0125 458 700

BOLTON, HobbyCraft:

Tel: 01204 374 300

BURNLEY, Compendium

Tel: 01282 457 060

BURY, Conways Toymaster:

Tel: 01617 616 209

CHORLEY, Hampsons Toys & Nursery World:

Tel: 01257 263 045

CLITHEROE, Cowgills of Clitheroe Ltd:

Tel: 01200 423 587

KIRKHAM, RK Boyes:

Tel: 01772 671 900

LANCASTER, Micro Markets:

Tel: 01524 840 486

LEIGH, Toymaster:

Tel: 01942 671 116

MORECAMBE, Micro Markets:

Tel: 01524 416 306

OLDHAM, Ottakers:

Tel: 01616 205 543

ORMSKIRK, Taylors:

Tel: 01695 573516

ROSSENDALE, Rossendale Models:

Tel: 01706 250 007

PRESTON, HobbyCraft:

Tel: 01772 661 200

THORNTON-CLEVELYS, Toy2save Collectables:

Tel: 01253 855 905

WIGAN, Wigan Model Centre:

Tel: 01942 245 683

LEICESTERSHIRE

GW LEICESTER:

Unit 2,16/20 Silver Street, LE1 5ET

Tel: 0116 253 0510

GW LOUGHBOROUGH:

22 Biggin Street, LE11 1VA

Tel: 0150 923 0107

ASHBY-DE-LA-ZOUCH, Steve's Models:

Tel: 01530 416 827

COALVILLE, Geoff's Toymaster:

Tel: 01530 832 795

HINCKLEY, Puncillio Model Spot:

Tel: 01455 230952

SUSSEX AREA

GW BRIGHTON:
Unit 7, Nile Pavilions, BN1 1HW
Tel: 0127 320 3333

GW CRAWLEY:
11 Broadway, RH10 1DX
Tel: 0129 355 2072

GW EASTBOURNE:
13 Terminus Road, BN21 3QL
Tel: 0132 364 1423

BOGNOR REGIS, Trains Models and Hobbies:
Tel: 01243 864 727

BURGESS HILL, Kid's Stuff:
6Tel: 01444 257 724

CHICHESTER, Chichester Toys:
Tel: 01243 788 055

CRAWLEY, HobbyCraft:
Tel: 0845 051 6552

EASTBOURNE, Phantasia:
Tel: 01323 723 388

EAST GRINSTEAD, Martells of Sutton
Tel: 01342 321303

EAST GRINSTEAD, Ready To Run Models
Tel: 01342 300 917

HAYWARD'S HEATH, Clarkes:
Tel: 01444 457551

HORSHAM, Gentle Gallery:
Tel: 01403 258 567

HORSHAM, Ottakers:
Tel: 01403 268 088

SEAFORD, Big Kids Toy Shop:
Tel: 01323 899 099

ST LEONARDS ON SEA, Silverhill Models and Toys
Tel: 01424 431 133

STEYNING, Gentle Gallery:
Tel: 01903 012 933

UCKFIELD, Kid's Stuff:
Tel: 01825 768 398

WORTHING, KC's Games Shop:
Tel: 01903 237 983

TYNE AND WEAR AREA

GW NEWCASTLE (Central):
Unit 6A, Newgate Shopping Centre, NE1 5RE
Tel: 0191 232 2418

GW METRO (Metro Centre):
Unit 2, First Floor, The Arcade (near the Mediterranean Village), NE11 9YL
Tel: 0191 461 0950

GATESHEAD, HobbyCraft
Tel: 0191 482 7410

GOSFORTH, Kid
Tel: 0191 285 8877

NEWCASTLE, Fenwick Ltd:
Tel: 0191 232 5100

NORTH SHIELDS, SR Gladston & Son:
Tel: 01912 570 335

SUNDERLAND, Toy and Computer Store:
Tel: 0191 565 5196

WHITLEY BAY, Alan's Model Shop:
Tel: 0191 253 3682

WHITLEY BAY, T&G Allan:
Tel: 01912 531 564

WARWICKSHIRE

GW COVENTRY:
Unit 39, Upper Level, Cathedral Lanes Shopping Centre, CV1 1LL
Tel: 0247 622 7311

GW LEAMINGTON SPA:
32 Regent Street, CV32 5EG
Tel: 01926 433771

BEDWORTH, Railway & Modellers Junction:
Tel: 02476 316 285

COVENTRY, Hobbycraft:
Tel: 02476 234 520

KENILWORTH, Abacraft Arts & Pictures:
Tel: 01926 511 294

RUGBY, Joto Railways & Models:
Tel: 01788 562 372

STRATFORD-UPON-AVON, Much ado about toys:
Tel: 01789 295 850

WILTSHIRE

GW SALISBURY:
18 Winchester Street, SP1 1HB
Tel: 0172 233 0955

GW SWINDON:
18 Brunel Plaza, SN1 1LF
Tel: 0179 343 6036

DEVIZES, Hoggosaurus Toymaster:
Tel: 01380 723 841

MALMESBURY, SPS Malmesbury:
Tel: 01666 824440

MARLBOROUGH, H Duck:
Tel: 01672 512 170

MELKSHAM, The Toyshop:
Tel: 01225 768 415

SWINDON, HobbyCraft:
Tel: 0845 051 6551

SWINDON, Spot On Models:
Tel: 01793 522 098

SWINDON, SPS Swindon:
Tel: 01793 881 452

TROWBRIDGE, The Toy Shop:
Tel: 01225 768 415

WORCESTERSHIRE

GW WORCESTER:
23 Lychgate Mall, Cathedral Plaza, WR1 2QS
Tel: 0190 561 6707

DROITWICH, Look-rite Ltd T/A Toyworld:
Tel: 01905 772 403

EVESHAM, Battle Honours UK:
Tel: 0138 645 875

REDDITCH, Hoggosaurus Toymaster:
Tel: 0152 766 092

STOURPORT ON SEVERN, TP Activity Toys:
Tel: 01299 872 800

YORKSHIRE

GW BRADFORD:
4 Piccadilly, Bradford, BD1 3LW
Tel: 0127 473 9430

GW DONCASTER:
26 High Street, Doncaster, DN1 3EG
Tel: 0130 232 0535

GW HARROGATE:

53 Station Parade, HG1 1TT
Tel: 0143 356 4310

GW HULL:
30 Paragon Street, HU1 3ND
Tel: 0148 258 9576

GW LEEDS:
38A Lands Lane, LS1 6LB
Tel: 0113 242 0834

GW SHEFFIELD (Central):
16 Fitzwilliam Gate, S1 4JH
Tel: 0114 275 0114

GW SHEFFIELD (Meadowhall Centre):
Unit 91B, High Street, Upper Mall (next to entrance near Boots), S9 1EN
Tel: 0114 256 9836

GW WAKEFIELD:
96 Kirkgate, the Ridings Centre, WF1 3TB
Tel: 0192 436 9431

GW YORK:
13A Lendal, YO1 8AQ
Tel: 0190 462 0014

BARNESLEY, Janco Toys:
Tel: 01226 208654

BEVERLEY, Mayfair Toymaster:
Tel: 01482 862 777

BRIDLINGTON, Croppers:
Tel: 01262 677 727

HALIFAX, Halifax Modellers World:
Tel: 01422 349 157

HALIFAX, Magazine World:
Tel: 01422 330 547

HUDDERSFIELD, Games Emporium:
Tel: 01484 532 838

HUDDERSFIELD, Something Wicked:
Tel: 01484 559 226

KEIGHLEY, Conways Toymaster
LEEDS, Hobbycraft:
Tel: 0113 389 3020

NORTHALLERTON, T & FM Grover Ltd:
Tel: 01609 773 334

OTLEY, Conways Toymaster:
Tel: 01943 462 065

PICKERING, Puffers of Pickering:
Tel: 01751 472 762

POCKLINGTON, Chylds Play:
Tel: 01759 306 041

SCARBOROUGH, Games Centre 2:
Tel: 01723 369444

SCARBOROUGH, Space, Myth and Magic:
Tel: 08456 441 113

SELBY, A1 Sports and Toys:
Tel: 01757 705 115

SHEFFIELD, Wargames Emporium:
Tel: 01142 754 826

SHEFFIELD, Wargames Emporium Gaming Centre:
Tel: 01142 560487

WAKEFIELD, Model and Craft Centre:
Tel: 01924 374 097

WHITBY, John Anderson - Toymaster:
Tel: 01947 602 213

WHITBY, Models and Movie Props Ltd:
Tel: 07973 540382

YORK, Fenwicks:
Tel: 01904 643322

WALES

GW CARDIFF:
31 High Street, CF10 1PU
Tel: 0292 064 4917

GW NEWPORT:
25 Skinner Street, NP20 1HB
Tel: 0163 325 6295

GW SWANSEA:
53 Kingsway, SA1 5HQ
Tel: 0179 246 3969

CARDIGAN, Helm's Deep:
Tel: 01299 621 621

ABERGAVENNY, Richards of Abergavenny:
Tel: 01873 852 466

ABERYSTWYTH, Albatross:
Tel: 01970 617 836

BRECON, J Clark Toys & Gifts:
Tel: 01874 622 865

BRIDGEND, Joust for Fun:
Tel: 01656 767 680

CARMARTHEN, Good News:
Tel: 01267 237 789

CARMARTHEN, Hardings:
Tel: 01267 237 774

CHEPSTOW, Artists Corner:
Tel: 01291 627 393

DOLGELLAU, Waterloo:
Tel: 01341 423 407

LLANDRINDOD WELLS, Corven Arts:
Tel: 08700 664 904

LLANTWIT MAJOR, Rainbow Plaza:
Tel: 01446 794 118

MILFORD HAVEN, Foster Powell Ltd:
Tel: 01646 697 111

NEWPORT, HobbyCraft:
Tel: 0845 051 6540

PONTYPOOL, Penygraig Post Office:
Tel: 01495 763 840

PORTHCAWL, Game Ltd:
Tel: 01656 784 428

PEMBROKE, Dragon Alley:
Tel: 01646 621 456

SWANSEA, Comix Shoppe:
Tel: 01792 642 097

SWANSEA, West Coast Games Ltd:
Tel: 01792 533 464

TENBY, Clarice Toys:
Tel: 01834 843 493

SCOTLAND

GW ABERDEEN:
Unit 1, 12-14 Upper Kirkgate, AB10 1BA
Tel: 0122 464 9779

GW AYR:
10 Arran Mall, KA7 1SQ
Tel: 0129 261 0673

GW BRAEHEAD:
115 Braehead Shopping Centre, Kings Inch Road, G51 4BN
Tel: 0141 885 9440

GW DUNDEE:
110 Commercial Street, DD1 2AJ
Tel: 0138 220 2382

GW EDINBURGH:
136 High Street, EH1 1QS
Tel: 0131 228 6549

GW FALKIRK:

12 Cow Wynd, FK1 1PL
Tel: 0132 462 4553

GW GLASGOW:
81 Union Street, G1 3QS
Tel: 0141 221 1673

GW LIVINGSTON:
26 Almondvale Centre, EH54 6NB
Tel: 01506 443256

ARBROATH, Haqs:
Tel: 01241 872195

BANCHORY, Toy and Gift Shop:
Tel: 01330 825 506

BRECHIN, Gardiners:
Tel: 01356 622 265

CRIEFF, Happy Craft Company:
Tel: 01764 653706

CUPAR, The Nappy Pin:
Tel: 01334 653 160

DINGWALL, Sports and Model Shop:
Tel: 01349 862 346

DUNFERMLINE, Abbey Models:
Tel: 01383 731 116

DUMFRIES, Toytown:
Tel: 01387 264884

EAST KILBRIDE, DTS Models:
Tel: 01355 238 988

EDINBURGH, Marionville Models:
Tel: 01333 177 010

ELGIN, Junner's Toymaster:
Tel: 0143 542 492

FORFAR, Haqs:
Tel: 01307 463263

FORT WILLIAM, The Granite House:
Tel: 01397 703 651

FRASERBURGH, Stevens Toymaster:
Tel: 01358 724059

GALASHIELS, Books Plus:
Tel: 01896 752843

GLASGOW, Static Games:
Tel: 0141 552 9785

HADDINGTON, Model Mania:
Tel: 0620 825931

INVERNESS, Junners Toymaster:
Tel: 01463 233 234

ISLE OF LEWIS, A D MacDonald and Son:
Tel: 0851 705 650

KILMARNOCK, Scotch Corner:
Tel: 01563 520 262

KINROSS, The Hope Chest:
Tel: 01577 862 516

KIRKCALDY, The Hope Chest:
Tel: 01592 260 116

NORTH BERWICK, Laws Cycles:
Tel: 01620 890 643

ORKNEY, McInennan-Toymaster:
Tel: 01856 877 788

PERTH, Millars Models:
Tel: 0173 856 1835

PETERHEAD, George Donald Ltd:
Tel: 01779 474 737

SHETLAND, Harrys Dept Store:
Tel: 01595 693 097

THURSO, Durran's:
Tel: 01847 893 169

TURRIFF, E Rae and Son:
Tel: 01888 562 610

WHITEHILLS, Kraft Kabin:
Tel: 01261 861155

NORTHERN IRELAND

GW BELFAST:
20A Castle Court, BT1 1DD (towards the back of the centre) Tel: 0289 0233684

BALLYMENA, Camerons:
23 Broughshane St, Co Antrim
Tel: 028-25648821

BANBRIDGE, Toymaster Banbridge:
Tel: 028-40622225

BANGOR, Replay Games:
97 High St, Co Down
Tel: 028-91452210

COLERAINE, Toymaster Coleraine:
7-11 Church Street
Tel: 028-70344444

ENNISKILLEN, Modellers Corner:
22 Darling St
Tel: 028-66322367

LISBURN, World of Wonder:
Riverside Ct, Young St
Tel: 028-92669996

PORTADOWN, Toymaster Portadown:
8 Mandeville St
Tel: 028-35350889

INTERNATIONAL ACCOUNTS

LISTED ALPHABETICALLY

BELGIUM

BRUGGE, Fair Play
Tel: 050 38 51 83

AARSCHOT, Conect'r
Tel: 016 56 88 30

ANTWERPEN, Celtic Cross
Tel: 03 288 81 65

DENDERMONDE, Tip Top Moens
Tel: 052 21 17 98

GENT, Lood & Spelen
Tel: 092 24 47 34

HASSELT, Oberonn
Tel: 011 351 350

LEOPOLDSBURG, NV Moestermans
Tel: 011 39 38 46

LEUVEN, The Dicepool
Tel: 016 29 49 94

MECHELEN, De Spelfanaat
Tel: 015 34 59 07

OOSTENDE, King Arthur
Tel: 059 51 57 56

ROESELARE, Black Border
Tel: 051 20 82 50

AALST, Hermelijn
Tel: 053 41 48 66

ANTWERPEN, Red Dragon Games
Tel: 032 31 71 61

ASTENE, Miniaturaauto's Eeckhout
Tel: 092 24 17 96

BLANKENBERGE, De Speelhoek
Tel: 50 41 49 23

STORE FINDER KEY

GAMES WORKSHOP HOBBY CENTRE
(* Indicates Gaming Room facilities.)

HOBBY STOCKIST
Offers a hobby gaming and painting service.

NE ELITE STORE
Stocks the complete Games Workshop range and offers introductory gaming and painting lessons.

NE PARTNER STORE
Stocks most of the Games Workshop range.

INDEPENDENT STOCKIST
Official sellers of Games Workshop products.*

NEW STORE OPENING
Indicates new stores and stockists.

* To be sure they have what you want in stock, we recommend calling the store first.

BRUGGE, Modelbouwcenter West-Vlaanderen
Tel: 050 34 20 71

BRUSSEL, Intertoys Anderlecht
Tel: 025 23 84 73

BRUSSEL, Intertoys Laken
Tel: 022 68 71 41

DEURNE, The Gamestore
Tel: 033 25 55 35

GENT, Intertoys Gent
Tel: 092 24 42 86

GENT, Red Dragon Games
Tel: 032317161

HALLE, Mishra's Playground
Tel: 023 61 58 53

HALLE, Top 1 Toys
Tel: 023 56 04 03

HASSELT, D-Six
Tel: 011 32 53 55

IXELLES, Intertoys Ixelles
Tel: 025 14 17 03

KORTRIJK, Baba Yaga
Tel: 056 37 46 07

KORTRIJK, De Concorde
Tel: 056 37 05 65

KORTRIJK, Albion
Tel: 056 32 43 07

NEERPELT, 't Spellenhuis
Tel: 011 74 49 79

OOSTENDE, Timms
Tel: 059 80 49 63

OVERIJSE, Intertoys Overijse
Tel: 026 87 42 53

ST NIKLAAS, HQ
Tel: 0486 20 51 31

TOURNAI, Intertoys Tournai
Tel: 069 21 42 22

BULGARIA

SOFIA, Magic Worlds
Tel: 359 2 986 6858

SOFIA, Moria
Tel: 360 2 986 6858

CHINA

SHANGHAI, Zark
Tel: 86 (21) 57631665

SHANGHAI, Zhanchui Store
Tel: 86 21 52360900

CROATIA

OSIJEK, Land of Magic
Tel: 385 31 275 794

OSIJEK, Land of Magic
Tel: 385 31 368 412

RIJEKA, Game Master
Tel: 385 51 371 308

SPLIT, Land of Magic
Tel: 385 21482249

VARAZDIN, Land of Magic
Tel: 385 42200161

ZAGREB, Land of Magic
Tel: 385 14870077

ZAGREB, Land of Magic
Tel: 38514923917

CYPRUS

NICOSIA, ANT Comics
Tel: 00 357 22 660384

NICOSIA, Megaland
Tel: 00 35 7224 56622

PAPHOS, Cyprus Crusade
Tel: 00 357 97649072

CZECH-REPUBLIC

BRNO, Cerny Rytir
Tel: +420541214860

CESKE BUDEJOVICE, Chaotit
Tel: +420602489158

HARADEK KRALOVE, Knihkupectvi Valhalla
Tel: +420495522009

KOPRIVNICE, Magic
Tel: +420495522009

LIBEREC, Battle Games-Obchodni Pavilion
Tel: +42077526154

OSTRAVA, Matrix (knihkupectvi)
Tel: +420774 404 024

PRAHA, Ogrí Doupe Mikulandská 4/122, Praha 1, 11000
Tel: +420224934811

PRAHA, Cerny Rytir
Tel: +420222312461

PRAHA, Cerny Rytir
Tel: +420222312461

VSETIN, Atlantis
Tel: +420571411697

DENMARK

GW KØBENHAVN
Frederiksborggade 5K1, 1360,
Tel: 33 12 22 17

AALBORG, Dragons Lair
Tel: 98 12 16 18

AARHUS C, Dragons Lair
Tel: 86 19 00 63

HILLERØD, Hobby & Fritid
Tel: 48 25 26 16

KØBENHAVN K, Faraos Cigarer
Tel: 33 32 22 11

KØBENHAVN NV, Arena København
Tel: 38 33 57 00

NÆSTVED, Arena Næstved
Tel: 55 54 67 00

ODENSE C, Dragons Lair
Tel: 65 91 97 01

RØDOVRE, MR Games
Tel: 36 72 02 55

ROSKILDE, Fanatic Roskilde
Tel: 46 36 35 40

LYNGBY, Faros Cigarer
Tel: 32 10 23 23

HELSINGØR, Hobby og Fritid
Tel: 49 21 45 42

HERNING, Færøes Kælder
Tel: 35 10 18 97

VORDINGBORG, Legekæden Vordingborg
Tel: 55 34 04 31

AABENRÅ, Legekæden Aabenrå
Tel: 74 62 24 05

AALBORG, Aalborg Hobby Service
Tel: 98 12 13 15

AALBORG, Bog & idé Aalborg
Tel: 98 11 66 11

AALBORG SV, B.O. Bøger Aalborg
Tel: 98 79 15 45

AARHUS C, Goblin Gate
Tel: 86 19 43 11

AARS, Ting og sager
Tel: 98 62 45 52

ASNÆS, Bog & Ide Asnæs
Tel: 59 65 00 14

ESBJERG, Bunkerer
Tel: 75 18 11 99

ESBJERG, Adventure Corner
Tel: 55 11 11 56

ESBJERG, B.O. Bøger Esbjerg
Tel: 75 12 11 77

ESPERGØRDE, B.O. Bøger Espergærde
Tel: 49 13 19 46

FREDERICIA, Bog & Ide Fredericia
Tel: 76 24 59 69

FREDERIKSBERG, Legekæden Frederiksberg
Tel: 30 19 70 25

FREDERIKSSUND, Legekæden Frederikssund
Tel: 47 38 39 59

GILLELEJE, Lillis Legetøj
Tel: 48 30 30 90

GORLEV, Sparetime
Tel: 58 85 80 83

GRENÅ, Bog & idé Grenå
Tel: 86 32 19 33

GREVE, B.O. Bøger Hundige
Tel: 43 90 60 00

HELSINGE, B.O. Bøger Helsinge
Tel: 48 79 40 01

HERNING, Buddy Legetøj
Tel: 97 22 05 52

HILLERØD, Legekæden Hillerød
Tel: 48 24 61 61

HJØRRING, Hjørring Hobby
Tel: 30 68 40 33

HOLBÆK, Storkfelt Bog & idé
Tel: 59 43 00 74

HOLTE, Legetøjsbutikken
Tel: 45 46 17 82

HORSENS, Legekæden Horsens
Tel: 75 61 60 11

HØRSHOLM, GAD Hørsholm
Tel: 45 86 04 08

HUMLEBÆK, Rodes
Tel: 49 19 12 20

KALUNDBORG, Koch's Bøger & Papir
Tel: 59 51 00 54

KJELLERUP, Ide & Hobby
Tel: 86 08 13 26

KØBENHAVN K, Fantask
Tel: 33 93 85 38

KOLDING, B.O. Bøger Kolding
Tel: 75 50 38 34

KOLDING, Good Games
Tel: 75 50 03 04

KØGE, Sema
Tel: 56 63 07 04

LYNGBY, B.O. Bøger Lyngby
Tel: 45 87 04 45

NYKØBING F, Hundehuset
Tel: 54 86 08 46

NYKØBING M, Morsø Boghandel
Tel: 97 72 07 00

ODDER, Legekæden Odder
Tel: 86 54 42 76

ODENSE SØ, B.O. Bøger Rosengårdscentret
Tel: 66 15 99 28

RANDERS, Bog & Ide Randers
Tel: 86 43 08 10

RANDERS, Byrge Sørensen Hobby
Tel: 86 42 58 14

RANDERS, Randers Hobby Import
Tel: 86 43 39 23

RINGKØBING, Buddy Legetøj
Tel: 97 32 08 06
RINGSTED, Bog & Ide Ringsted
Tel: 57 61 00 10
RINGSTED, Buddy Legetøj
Tel: 57 67 14 00
RØDOVRE, B.O. Bøger Rødovre
Tel: 36 41 04 85
RØNNE, Dorthe's Hobbystue
Tel: 56 95 94 49
ROSKILDE, Ønskeleg
Tel: 46 32 34 63
ROSKILDE, B.O. Ro's torv
Tel: 45 46 34 12
SKAGEN, Legekæden Skagen
Tel: 98 44 54 65
SKANDERBORG, Schmidt Bog & idé
Tel: 86 52 00 27
SKIVE, Jydsk Boghandel
Tel: 97 51 25 99
SLAGELSE, Uldtotten
Tel: 58 53 50 35
ST HEDDINGE, Hobbystalden
Tel: 56 50 86 10
SVENDBORG, Farve & Hobby Hjørnet
Tel: 62 21 31 31
SVENDBORG, B.O. Bøger Svendborg
Tel: 62 17 22 90
TÅSTRUP, Genbrugsbøger
Tel: 43 71 61 15
THISTED, Buddy Legetøj
Tel: 97 92 19 33
VEJLE, B.O. Bøger Vejle
Tel: 75 82 05 44
VIBORG, Battle Bunker
Tel: 86 60 17 40

EIRE

GW BLANCHARDSTOWN
Unit 249a, Blanchardstown Shopping Centre,
Dublin. Tel: 031 822 3848
GW DUBLIN
Unit 3, Lower Liffey Street.
Tel: 031 872 5791
BALINA, World of Wonder Balina
Tel: 096 76676
BLACKPOOL, World of Wonder Blackpool
Tel: 0214 210 445
BLACKROCK, Art and Hobby Blackrock
Tel: 01 283 2394
CLONMEL, Toymaster Hogans
Tel: 052 23973
CORK, Other Realms
Tel: 021 4279508
CORK, World of Wonder
Tel: 021 4210445
DOUGLAS, Art and Hobby Douglas
Tel: 021 436 3580
DROGHEDA, Art and Hobby Drogheda
Tel: 041 987 3270
DUBLIN, Art and Hobby Jervis Centre
Tel: 018 745 312
DUBLIN, TM Banba Dublin
Tel: 01 872 7100
DUN LAOGHAIRE, Toymaster Banba Dun Laoghaire
Tel: 012 804 011
DUN LAOGHAIRE, Art and Hobby Dun Laoghaire
Tel: 012805047
DUNDALK, Pick n Save
Tel: 042 932 7356
DUNDRUM, Art and Hobby Dundrum
Tel: 012962944
DUNGARVAN, Toymaster Murphys
Tel: 058 41376
ENNIS, World of Wonder Ennis
Tel: 065 684 8697
ENNISGORTHY, Toymaster Play and Learn
Tel: 053 23188
GALWAY, Gamers Realm
Tel: 091 563 006
KILKENNY, Toymaster Crotty's
Tel: 056 51038
KILKENNY, Art and Hobby
Tel: 056 71904
LIMERICK, Art and Hobby
Tel: 061 309757
LAOIS, Grahams Toymaster
Tel: 057 862 1081
LIMERICK, Art and Hobby
Tel: 061 309757
MACROOM, Toymaster Marys
Tel: 026 42491

NAAS, Art and Hobby Naas
Tel: 045 874322
NAVAN, Game Bandits
Tel: 046 9075099
NEWBRIDGE, World of Wonder Newbridge
Tel: 045 447265
SANTRY, Art and Hobby Santry
Tel: 01 862 4500
SLIGO, The Last Rule
Tel: 01 879 305521
ST STEPHENS GREEN, Art and Hobby Stephens Green
Tel: 014781263
STILLORGAN, Toymaster Nimble Fingers
Tel: 01 2880788
TULLAMORE, Toymaster Robbins
Tel: 0506 21541
WATERFORD, The Hobby Shop
Tel: 051 852 227
WATERFORD, Tall Tales Bookshop
Tel: 051 873 967
WEXFORD, Toymaster Play and Learn
Tel: 053 23788
WEXFORD, WOW New Ross
Tel: 051 421473
WICKLOW, Toymaster Hopkins
Tel: 040 467225
WILTON, Art and Hobby Wilton
Wilton, Tel: 021 434 7207

FALKLANDS

STANLEY, Falkland Collectibles
Tel: 0050021174

FINLAND

GW HELSINKI
Simonkatu 9, 00100,
Dublin. Tel: 09 75 15 45 25
HELSINKI, Fantasiapeliit Helsinki
Tel: 09 65 0803
LAHTI, Puolenkuun Pelit
Tel: 03 751 5151
PORVOO, Puolenkuun Pelit Porvoo
Tel: 019 5348377
TURKU, Fantasiapeliit Turku
Tel: 02 232 8413
ESPOO, Pelimesta
Tel: 09 813 3283
JOENSUU, Fantasiapeliit Joensuu
Tel: 013 284 314
JYVÄSKYLÄ, Fantasiapeliit Jyväskylä
Tel: 014 21 6629
KUOPIO, Fantasiapeliit Kuopio
Tel: 017 3611148
LAPPEENRANTA, Fantasiapeliit Lappeenranta
Tel: 05 541 1375
OULU, Fantasiapeliit Oulu
Tel: 08 37 4906
TAMPERE, Fantasiapeliit Tampere
Tel: 03 222 5200
FORSSA, Fun Stuff & Cards
Tel: 03 435 6585
HÄMEENLINNA, Lelushoppi
Tel: 03 682 3950
HEINOLA, Talousmuovi ja lelu
Tel: 03 715 3905
HYVINKÄÄ, Royal Toys
Tel: 019 43 9376
IISALMI, Taikatalo
Tel: 017 82 6358
IMATRA, Kirja-Lahja Alex Ky
Tel: 05 431 9555
JAKOBSTAD, Toys 4 Fun
Tel: 016 723 2880
JÄMSÄ, Jaakko Saari
Tel: 014 7497215
JÄRVENPÄÄ, Askartelutarvikeliike Taitaville
Tel: 050 413 4760
KERAVA, Antikvariaatti Kersa
Tel: 09 294 4210
KOTKA, Eagle Card
Tel: 05 21 4238
KOUVOLA, Muoviepox
Tel: 05 311 7955
KUUSANKOSKI, Kirja Savinen
Tel: 05 374 8271
LAPPEENRANTA, Antikvariaatti Suma
Tel: 05 541 1760
LAPPEENRANTA, Antikvariaatti Suma
Tel: 05 541 1760
MAARIEHAMN, Dillen
Tel: 018 15578
MÄNTSÄLÄ, Papado
Tel: 019 688 1911
MIKKELI, Muppela
Tel: 015 36 1611

PORI, Porin Pitkis
Tel: 02 633 2880
PORI, Porin Askartelu
Tel: 02 632 6671
RAAHE, Raahen Astartelu ja Paperi
Tel: 08 223 6825
RAUMA, Wanhan Rauman POP-peli
Tel: 02 823 4840
ROVANIEMI, Liigacenter Jässä
Tel: 016 356 0545
SALO, Salon Harraste
Tel: 026 356 0545
SAVONLINNA, Savonlinnan Antikvariaatti
Tel: 015 53 4412
SEINÄJOKI, Pitkäkiekko
Tel: 06 417 7880
SEINÄJOKI, Fantasialinna
Tel: 040 561 6338
TAMPERE, Info Koskikeskus
Tel: 03 225 1850
VAASA, Nirunaru
Tel: 06 312 7027
VAASA, Nirunaru
Tel: 06 312 7027
VAIKEAKOSKI, Koskiviide
Tel: 03 584 7917
VEHMAA, Vanha Kaarti
Tel: 050 527 4900

GREECE

ATHENS, Action Hobbies
Tel: 0030 210 6564515
ATHENS, Fantasy Shop: Peristeri
Tel: 0030 210 5774344
ATHENS, Fantasy Shop: Halandri
Tel: 0030 210 6897396
ATHENS, Fantasy Shop
Tel: 0030 210 8231072
ATHENS, Fantasy Shop: Ag. Paraskevi
Tel: 0030 210 6005312
ATHENS, Fantasy Shop: Pagrati
Tel: 0030 210 7560780
ATHENS, Fantasy Shop: Kifisia
Tel: 0030 210 8016041
ATHENS, Fantasy Shop: Peiraias
Tel: 0030 210 4135757
ATHENS, Fantasy Shop: Exarcheia
Tel: 0030 210 3828877
ATHENS, Kaissa Amariou
Tel: 0030 210 6141675
ATHENS, Kaissa Glyfadas
Tel: 0030 210 8982 057
ATHENS, Kaissa Halandriou
Tel: 0030 210 6898485
ATHENS, Kaissa Kallidromiou
Tel: 0030 210 366408
ATHENS, Kaissa Monokeros
Tel: 0030 210 8813 990
ATHENS, Kaissa Neas Filadelfias
Tel: 00 30 210 9817944
ATHENS, Kaissa Neas Smirnis
Tel: 00 30 210 9817944
ATHENS, Kaissa Pagratiou
Tel: 00 30 210 7218 318
ATHENS, Strategy Hall
Tel: 00 302104135757
CHANIA, Kaissa Chanion
Tel: 0030 2821088996
CRETE, Fantasy Shop: Herakleion
Tel: 0030 2810 301312
HALKIDA, CD Corner
Tel: 0030 2221 087315
KALLITHEA, Fantasy Shop Kallithea
Tel: 0030 210 959 2922
LARISA, Kaissa Larisas
Tel: 0030 2410 538555
MAROUSI, Battle Bunker
Tel: 0030 2102528738
NAFPLIO, Miniature Shop
Tel: 00 30 2752024884
PATRA, Fantasy Shop: Patra
Tel: 0030 2610 221014
PATRAS, Kaissa Patras
Tel: 0030 2610625632
PERISTERIO, Kaissa Peristeriou
Tel: 0030 2105786707
PIREUS, Dragons Eye Store
Tel: 00302 106929169
THESSALONIKI, Kaissa Thessalonikis
Tel: 00 30 2310 257 397
THESSALONIKI, Underworld
Tel: 0030 2310 2401 93
VOLOS, Fantasy Shop
Tel: 0030 24210 28782

HONG KONG

HONG KONG, Fun Atelier
Tel: (852) 2866-8070

HUNGARY

BUDAPEST, Silverland
Tel: 0036 12 504157

BUDAPEST, Trollbarlang
Tel: 00 36 1 3213279
BUDAPEST, Trollbarlang Buda
Tel: 00 36 1 345 8469
MISKOLC, Deron
Tel: 0036 46 411528
SZEKESFEHERVAR, Legendak Csarnoka
Tel: 0036 70 3857926
SZEGED, Csillagveg
Tel: 0036 20 3571501

ICELAND

REYKJAVIK, Nexus
Tel: 592 9011

INDONESIA

JAKARTA BARAT, Comics N Games
Tel: 021 5696-3855
JAKARTA SELATAN, Fantasy N Games
Tel: 031-600-50343
SURABAYA, Fantasy N Games
Tel: 031-600-50343
SURABAYA, Fantasy N Games
Tel: 031-740-2475

ISRAEL

HAIFA, Kitaro
Tel: 00972 48503232
HERZLIA, Freak
Tel: 00972 99589077
RAMAT HASHARON, Tapuah
Tel: 00972 35404713
RAMAT HASHARON, Tapuah Fantasy
Sokolov 30
TEL AVIV, Freak
Tel: 00972 36961826
TEL AVIV, Kitaro
Tel: 00972 36299320

MALAYSIA

KOTA KINABALU, Sabah, Just Wargame
Tel: 6013 - 865 5269
KUALA LUMPUR, Comics Mart
Tel: 03 - 2287 0626
KUALA LUMPUR, MySciFiFan Outpost
Tel: (6) 016 - 482 1506
PENANG, Comics Mart
Tel: 04 - 226 2588
PETALING JAYA, Wolf's Game Shop
Tel: 012 2599952
PETALING JAYA Selangor, The Games Circle
Tel: 6 016 - 451 0940
SHAH ALAM, SELANGOR, Dakka
Dakka Games
Tel: 6 017 -292 0525

KINGDOM OF BAHRAIN

ISA TOWN, Carousel World of
Imagination
Tel: 00 973 3967 3635

MALTA

MALTA, Forbidden Power
Tel: 00356 21 227999
MALTA, K Hobbies Ltd
Tel: 00356 21 895423

MEXICO

NAUCALPAN, Quest Hobbies
and Games
Tel: 0052 555 598 92 78
NEUVO LEON, Imperial Fleet
Tel: 521 811 066 7926
PUEBLA, La Fortaleza
Tel: 0052 222 409 50 30

THE NETHERLANDS

GW AMSTERDAM
Rokin 36, 1012 KT,
Tel: 020 622 3863
GW DEN HAAG
Schoolstraat 128, 2511 AX,
Tel: 070 392 7836
GW HAARLEM
Gierstraat 29, 2011 GA,
Tel: 023 551 7677
GW ROTTERDAM
Van Oldenbarneveldplaats 452, 3012 AP, Tel:
010 280 0268
ARNHEM, Spelkwartier Arnhem
Tel: 026 370 2028
DEN BOSCH, De Dobbelsesteen
Tel: 073 614 5530
LEEUWARDEN, Spellekijn
Tel: 058 213 1112
LEIDEN, Vliegershops
Tel: 071 513 2783
MAASTRICHT, Vlieg-er-uit
Tel: 043 325 1653
TILBURG, De Dobbelsesteen
Tel: 013 544 3700
ZWOLLE, Games-n-Stuff
Tel: 038 421 6385
ALKMAAR, Bookers & Strippers
Tel: 072 512 1213
ALMERE HAVEN, Fantasia
Tel: 036 531 6017
AMERSFOORT, Spellenwinkel
Tel: 033 470 0322
ASSEN, Plok
Tel: 059 231 3292
BERGEN OP ZOOM, Big Boys Toys
Tel: 0164 25 0848
DEN HAAG, Spellenhuis
Tel: 070 364 4782
ENSCHDE, Pijplines
Tel: 033 430 5227
GRONINGEN, Krikke's Hobbysshop
Tel: 050 312 9314
MIDDELBURG, De Burcht
Tel: 011 8650048
NIJMEGEN, Moenen & Mariken
Tel: 024 323 6119
UTRECHT, Whoops
Tel: 030 230 4123
VENLO, Modelbouw Luthart
Tel: 077 354 2688
WORMERVEER, Mini-Wonders
Tel: 075 640 1617
ZOETERMEER, RC-Pitstop
Tel: 079 316 0560
ALMELO, Somberg Modelbouw
Tel: 054 681 2981

ALPHEN AAN DEN RIJN, Top 1 Toys Arie vd Panne
Tel: 0172 47 2254
AMSTELVEEN, De Groot Toy Special Store
Tel: 020 347 3344
AMSTELVEEN, Het Ganzenbord
Tel: 020 641 2552
APELDOORN, Vreemde Zaar
Tel: 057 551 1566
APELDOORN, Top 1 Toys - De Kinderdroom
Tel: 055 5761090
APELDOORN, Villa Wammus
Tel: 055 5766 741
BERGEYK, Wouters Technohobby
Tel: 049 755 0248
BLARICUM, RC-Fun
Tel: 035 5230049
BREDA, Modelbouw Bliet
Tel: 076 521 8596
BREDA, De Dobbelsesteen
Tel: 076 5284700
BUSSUM, Bakx Modeltreinen
Tel: 035 691 8410
DELFT, Top 1 Toys Speldorado
Tel: 015 213 4516
DEN BOSCH, Gameforce Den Bosch
Tel: 073 7505883
DEN HAAG, Elf Fantasy Shop
Tel: 070 3561357
DEVENTER, Knibbel Comics
Tel: 057 061 6879
DORDRECHT, Hobby Modelbouw Dordrecht
Tel: 078 631 2711
EDE, Tinnen Soldaat
Tel: 0318 65 3296
EINDHOVEN, Gameforce Eindhoven
Tel: 040 2447030
EMMEN, Spirithoes
Tel: 0591 645787
GELEEN, Tactica
Tel: 046 47 48 785
GOES, Fantus Fantasy Store
Tel: 011 325 8174
GORINCHEM, Netten Modelbouw
Tel: 018 363 6000
GOUDA, Inter Toys v/d Wal
Tel: 018 251 3525
GOUDA, The Movie Store
Tel: 018 252 2550
GRONINGEN, Wirwar
Tel: 050 314 8424
HARDERWIJK, Top 1 Toys Volgers Spel & Hobby
Tel: 0341 412985
HEERENVEEN, Top 1 Toys Volgers Spel & Hobby
Tel: 0513 624961
HENGELO, Top 1 Toys Mickey van Wezel
Tel: 074 291 2200
HOORN, Het Gele Teken
Tel: 022 921 8623
LEEUWARDEN, Brattinga Speelgoed
Tel: 050 212 5682
LEIDEN, Tolkienwinkel
Tel: 071 541 2324
LELYSTAD, Treinenhoek
Tel: 032 025 3160
MAASTRICHT, Hounjet
Tel: 043 363 6778
NUENEN, Schellens Speelgoed
Tel: 040 283 2984
OUD-BEIJERLAND, Mourits Model-
Hobby
Tel: 0186 62 1931
PANNINGEN, Top 1 Toys Marc Janssen
Tel: 077 4634566
ROERMOND, Bloemboetiek Hermien
Tel: 047 531 6824
ROOSENDAAL, Top 1 Toys Jadin
Tel: 0165 55 7964
ROTTERDAM, Freetime Warrior
Tel: 010 2709233
SCHIEDAM, BTS
Tel: 010 473 8755
SCHIJNDEL, Top 1 Toys Anniek
Tel: 073 5477758
SITTARD, Atomik
Tel: 046 4515074
SLUIS, Top 1 Toys E. v/d Vijver
Tel: 011 746 1393
SOEST, Top 1 Toys Soest
Tel: 035 629 0444
SPIJKENISSE, Lord of Magic
Tel: 0181 619061
SURHUISTERVEEN, Spiritvault
Tel: 055 5761098
TIEL, Goblinecave
Tel: 0344 654 689
UDEN, Goblin
Tel: 041 327 0662
UTRECHT, Subcultures
Tel: 030 2311122
UTRECHT, Elf Fantasy Shop
Tel: 030 281 7157
UTRECHT, Never Never Land
(Wieder & Kugant)
Tel: 030 233 2293
VELSERBROEK, Mol Plastic
Modelbouw
Tel: 023 5375392
VENRAY, Else Hobbyspecialzaak
Tel: 0478 514899
WASSENAAR, Top 1 Toys
Kouwenhoven
Tel: 070 511 0211
WINTERSWIJK, Top 1 Toys
Winterswijk
Tel: 054 351 2827
ZWOLLE, Boekenhalte
Tel: 038 422 1077
ZWOLLE, Top 1 Toys - De Wit
Tel: 038 4217176

NORWAY

GW OSLO
Møllergata 7, 0179,
Tel: 22 33 29 90

Do you want to become an

INDEPENDENT STOCKIST?

Games Workshop is the largest and the most successful tabletop fantasy and futuristic battlegames company in the world. For more information on how to become an Independent Stockist, contact one of our dedicated specialists on 08700 134411 or visit our dedicated website:

www.games-workshop.co.uk/independentstockists

KRISTIANSAND, Hobby Huset
Tel: 38 02 03 10

BERGEN, Outland Bergen
Tel: 22 33 33 08

TRONDHEIM, Gotham
Tel: 73 51 28 88

ÅLESUND, Kremmerhuset
Tel: 70 14 37 70

ARENDAL, Norli Arenasenter
Tel: 37 02 54 54

BERGEN, Ringo Lekeklossen
Tel: 55 92 26 50

BJØRKLINGEN, FX Hobby
Tel: 63 85 11 95

BODØ, Underholdningsmagneten
Tel: 75 52 50 70

BÆRUMS VERK, Nuki Leker
Tel: 67 13 13 10

DOKKA, Yes vi leker Dokka
Tel: 61 11 20 90

DRAMMEN, Kreativ
Tel: 32 81 49 00

FAGERNES, Lekesenteret
Tel: 61 36 06 92

FAUSKE, Ringo Smart
Tel: 75 64 60 22

FLISA, Ringo Bamsefar
Tel: 62 95 52 90

FORDE, Ringo Leikehuset
Tel: 57 82 01 02

FREDRIKSTAD, Lektorvet
Tel: 69 31 56 30

GJØVIK, Ringo Leke-Olsen
Tel: 61 10 82 10

HAMAR, Leikehuset Maxi
Tel: 62 53 38 08

HARSTAD, Smått og Rått
Tel: 77 06 57 74

HAUGESUND, Norli Haugesund
Tel: 52 72 13 33

HITRA, Ringo Hitra
Tel: 72 44 12 45

KONGSBERG, Ringo Rolf Liane AS
Tel: 32 73 11 61

KONGSVINGER, Ringo Gågata Leker
Tel: 62 81 76 11

KRAGERØ, Brio Karis Hobby
Tel: 35 98 04 84

KRISTIANSAND, Outland Kristiansand
Tel: 38 09 94 20

KROKSTADELVA, Helmax Leker
Tel: 32 87 99 10

LANGESUND, Ringo Tarangers Eftf.Per
Tel: 35 97 36 62

LARVIK, Ringo Sokrates
Tel: 33 18 54 37

MO I RANA, Ringo Lekehjørnet Mo
Tel: 75 15 17 17

MOLDE, Yes vi leker Leke Jørnet
Tel: 71 21 93 63

MOSJØEN, Hobbysentret
Tel: 75 17 01 70

MOSS, Brio Frisenfeldt
Tel: 69 25 12 90

MYSEN, Brio Saker og Ting
Tel: 69 89 01 94

NARVIK, Ringo Barnas Verden
Tel: 76 94 65 05

NESBRU, Ringo Holmensentret
Tel: 66 77 94 10

OSLO, Brio CC Vest
Tel: 22 73 17 77

OSLO, Brio Notabene Lambertseter
Tel: 22 28 05 51

OSLO, Outland Paleet
Tel: 22 33 04 10

SANDNES, O Saeland
Tel: 51 66 15 09

SANDVIKA, Hobby Larsen
Tel: 67 54 01 07

SKI, Brio Titt-Inn
Tel: 64 85 77 77

SKIEN, Sokratis Hobby Gården
Tel: 35 52 87 64

SOLA, Ringo Sola Gaver og Leker
Tel: 51 65 17 63

SONGDAL, Ringo Sogndal Glasmagasinet
Tel: 57 67 18 80

SORTLAND, Ringo Bamse Leker
Tel: 76 11 33 74

SPIKKESTAD, Trollmannen Leker
Tel: 47 26 51 19

STAVANGER, Outland Stavanger
Tel: 51 93 80 80

STAVANGER, Veslefrikk
Tel: 51 89 52 32

STOKMARKNES, Stokmarknes Aktietrykkeri
Tel: 76 11 77 50

SYKKLYVEN, Ringo Blindheim
Tel: 70 25 10 29

TØNSBERG, Gledeshuset
Tel: 92 25 17 07

TROMSØ, Tromsø Bruktbokhandel
Tel: 77 68 69 74

TRONDHEIM, Outland Trondheim
Tel: 73 52 05 45

TRONDHEIM, Tronderfrim
Tel: 73 52 08 40

TYNSET, Ringo Tynset Bokhandel
Tel: 62 48 00 38

VADSØ, Brio Vadsø
Tel: 78 94 22 29

SWEDEN

GW GÖTEBORG
Drottninggatan 52, 411 07,
Tel: 031 133958

GW STOCKHOLM
Regeringsgatan 30, 111 53,
Tel: 8 213 840

GÄVLE, Hobbyshopen
Tel: 26186259

KARLSTAD, Spel och Fantasi
Tel: 054 15 10 70

NORRKÖPING, Lekhuset
Tel: 011287070

UMEA, Fantasia
Tel: 090770360

KRISTIANSAND, Spel på Vallgatan
Tel: 044 101091

SKELLEFTEÅ, Lek & Hobby
Tel: 091012900

STOCKHOLM, Dragons Lair
Tel: 08 654 60 50

STOCKHOLM, Science Fiction Bokhandeln
Tel: 08215052

SUNDSVALL, Orionspel och böcker
Tel: 060155947

UPPSALA, Prisyndet
Tel: 018106607

VÄSTERÅS, Zetterlunds
Tel: 021 10 44 91

VÄXJÖ, Helges Håla
Tel: 047 02 18 60

ÅNGELHOLM, Brio
Tel: 0431 80527

ARVIKA, Perry Data
Tel: 057010669

Asarum, LEK & FRITID
Tel: 0454329906

AVESTA, Vega Video
Tel: 022680078

BORÅS, Hobbex
Tel: 033418380

BROMMA, Boink!
Tel: 0826 8808

DALARÖ, Butiken Svanen
Tel: 0709625205

ENKÖPING, Nallens Leksaker
Tel: 0171 32750

ESKILSTUNA, Barnens Hus
Tel: 016481138

ESKILSTUNA, Lasses Leksaker
Tel: 016130335

FALKENBERG, Brio
Tel: 346 807 60

FALUN, Tv-spelsbörser
Tel: 02327775

FÄRJESTADEN, Leksaksmagasinet
Tel: 048534570

GÄLLIVARE, Brio
Tel: 097066502

GÖTEBORG, Wizard Games
Tel: 031826717

GISLAVED, Brio
Tel: 037110733

HALMSTAD, Brio
Tel: 035159175

HAPARANDA, Barnens Hus
Tel: 09 22 36 600

HELSINGBORG, Spel På Kullagatan
Tel: 042 121091

HUDIKSVALL, Albins Leksaker
Tel: 0650595082

JÖNKÖPING, Play Planet
Tel: 036122834

KALMAR, Kalmar Lek & Hobby
Tel: 048024717

KALMAR, Ojtoy
Tel: 048022002

KARLSHAMN, Brio
Tel: 045410381

KARLSKOGA, Leklädan
Tel: 058633333

KARLSKRONA, Brio
Tel: 045524082

KARLSKRONA, Fact & Fiction
Tel: 045516710

KATRINEHOLM, Brio
Tel: 0150 79720

KIRUNA, Brio
Tel: 098082350

KÖPING, MD Hobby
Tel: 0736426178

KUNGÄLV, Lek & Hobby
Tel: 030313940

KUNGSBACKA, Brio
Tel: 030014136

LAHOLM, Brio
Tel: 043010069

LIDKÖPING, Game Maniacs
Tel: 0705 190274

LINKÖPING, Alltilek
Tel: 013101970

LINKÖPING, Sagoland
Tel: 013122290

LJUNGBY, Brio
Tel: 032213481

LULEÅ, Barnens Hus
Tel: 0920220095

LUND, Spel på Clemenstorget
Tel: 046127810

MALMÖ, Spel på Djäknegatan
Tel: 040 120410

MORA, Lek & Hobby
Tel: 025071628

NACKA, Amusar
Tel: 086440540

NORRKÖPING, Hobbyhörnan
Tel: 011162120

NYKÖPING, Laka TV-spel
Tel: 0155281000

NYNÄSHAMN, Svens Lek Och Hobby
Tel: 08 520 10 991

ÖREBRO, Brio
Tel: 0196114983

ÖREBRO, Modelllex AB
Tel: 019 611 15 34

ORMINGE, Happies
Tel: 087152501

ÖRNSKÖLDSDAL, Lajbans
Tel: 066683100

OSKARSHAMN, Brio
Tel: 0491 170 66

ÖSTERSUND, Hobbyboden
Tel: 063513310

PITEÅ, Barnens Hus
Tel: 091119910

SÄFFLE, Bergers Lek & Bosättning
Tel: 053310345

SALA, Elons Leksaker
Tel: 022410314

SKOVDE, Partaj
Tel: 051079499

STENUNGSUND, Brio
Tel: 030380384

STOCKHOLM, Arcane
Tel: 0709594900

STOCKHOLM, Brio
Tel: 087491146

STOCKHOLM, Happies Hammarby Sjöstad
Tel: 0852244800

STOCKHOLM, Fidelur
Tel: 08 5002 0270

STRÖMSTAD, Kjells Lek & Hobby
Tel: 052615989

STRÖMSTAD, Leksaksbutiken
Tel: 052640333

SVEDALA, Brio
Tel: 040400318

TÄBY, Hobby & Prylar
Tel: 0851050426

TOMELILLA, Alfs Leksaker
Tel: 041710008

TROLLHÄTTAN, Partaj
Tel: 052079499

TUMBA, Leksakskungen
Tel: 0853038000

TUMBA, Kom & Lek
Tel: 0853060011

UDDEVALLA, Partaj
Tel: 052289188

UPPLANDS VASBY, Barnens Hus
Tel: 086269940

VÄLLINGBY, Hobby för Alla
Tel: 0787523724

VARBERG, Norrgatans Spel
Tel: 0340678610

VÄSTERÅS, TV-Spelsbörser
Tel: 021 113 0014

VÄSTERÅS, Zetterlunds Erikslund
Tel: 021 184 390

VÄSTERVIK, Brio
Tel: 049036171

VÄSTRA FRÖLUNDA, Toys
Tel: 031459401

VETLANDA, Brio
Tel: 038319990

VIMMERBY, Brio Vimmerby
Tel: 049231188

VISBY, Lektugan
Tel: 0498215050

YSTAD, Tv Spelshörnan
Tel: 041166680

PHILIPPINES

QUEZON CITY, Neutral Grounds
Tel: 00 11 63 2634 8982

POLAND

BIALYSTOK, Department Gier
Tel: 0048 857443360

BIELSKO BIALA, Gnom
Tel: 0048 33 8124686

BYDGOSZCZ, Empik DTC
Tel: 0-52 321 35 25

BYDGOSZCZ, Empik Galeria
Tel: 0-52 346 66 15

GDANSK, Empik Alfa
Tel: 0-58 511 03 66

GDANSK, Iskra
Tel: 0048 58 5201952

GDANSK, Spider Games
Tel: 0048 58 551 93 33

GDYNIA, Empik Centrum
Tel: 0-58 620 07 73

GDYNIA, Futorex
Tel: 0048 58 7811180

JELONIA, Empik Góra
Tel: 0-75 7547450

GLIWICE, Game Station
Tel: 0048 504 255 194

KATOWICE, Bard Centrum Gier
Tel: 0048 32 2571817

KIELCE, Sklep RPG Gracz
Tel: 0048 507013387

KRAKOW, Bard Centrum Gier
Tel: 0048 12 6320735

KRAKOW, Empik Galeria
Tel: 0-12 629 86 00

KRAKOW, FHU Smok
Tel: +48 694514851

LODZ, 'Aik' Firma Ksiegarska
Tel: 0048 42 6398301

LODZ, Empik Manufaktura Empik Mega
Tel: 0-42 639 12 31

LODZ, Gamelord
Tel: 0048 42 6311161

LUBLIN, Balrog
Tel: 0048 602714813

LUBLIN, Empik DTC
Tel: 0-76 844 25 02

LUBLIN, Krzys
Tel: 0048 81 5322986

NOWY SĄCZ, Hobbit
Tel: 0048 60 4133612

OPOLE, Hms II Computers
Tel: 0048 77 4547413

PILCHOWICE, Imperator FF
Tel: +48 322356684

POZNAN, Bard Centrum Gier
Tel: 0048 61 8538277

POZNAN, Empik Mega
Tel: 0-61 852 66 90

POZNAN, Dom Gier
Tel: 00 48 616658300

POZNAN, Sklep Wilczek
Tel: 0048 61 503 652 888

PRUSZCZ GDANSKI, Fenris
Tel: 0048 600 980 005

RZESZOW, Empik Plaza
Tel: 0-17 860 91 62

SWIEBODZIN, Czempioni
Tel: 48606229457

SZCZECIN, Empik Galaxy
Tel: 0-91 483 92 00

TORUN, Empik Copernicus
Tel: 0-56 657 48 10

TORUN, Sklep Papierniczy
Tel: 0048 56 6522593

WARSZAWA, Cytadela
Tel: 0048 22 8552700

WARSZAWA, Empik Blue City
Tel: 0-22 311 78 61

WARSZAWA, Empik Galeria Mokotow Mega
Tel: 0-22 541 33 79

STORE FINDER KEY**GAMES WORKSHOP HOBBY CENTRE**

(*) Indicates Gaming Room facilities.

HOBBY STOCKIST

Offers a hobby gaming and painting service.

NE ELITE STORE

Stocks the complete Games Workshop range and offers introductory gaming and painting lessons.

NE PARTNER STORE

Stocks most of the Games Workshop range.

INDEPENDENT STOCKIST

Official sellers of Games Workshop products.*

NEW STORE OPENING

Indicates new stores and stockists.

* To be sure they have what you want in stock, we recommend calling the store first.

WARSZAWA, Empik Nowy Swiat Mega
Tel: 0-22 627 06 50

WARSZAWA, Empik Sadyba Plaza
Tel: 0-22 370 35 72

WARSZAWA, Faber & Faber s.j.
Tel: 0048 22 8491265

WARSZAWA, Księgarnia Bellona - Matras
Tel: 0048 22 8261707

WARSZAWA, Sklep Morion
Tel: 0048 22 4239120

WARSZAWA, Warsaw Model Centre
Tel: 0048 22 822 46 46

WARSZAWA, Warsaw Model Centre
Tel: 0048 22 611 37 96

WARSZAWA, Warsaw Model Centre
Tel: 0048 22 602 305 070

WROCLAW, Bard Centrum Gier
Tel: 00 48 616658300

WROCLAW, Empik Mega
Tel: 0-71 343 39 90

WROCLAW, Ogryn
Tel: 0048 71 3771872

WROCLAW, Sklep Pracownia Fantastyczna
Tel: +48 71 354 43 44

ZABRZE, Empik M1
Tel: 0-32 373 40 40

ZIELONA GORA, Avalon DT Centrum
Tel: 00 48 616658300

PORTUGAL

COIMBRA, Inforhobbies LDA
Tel: 00351 239 70 14 66

LISBOA, Homem Azul
Tel: 00351 213 62 93 82

LISBOA, Lojas Arena
Tel: 00351 213 15 55 80

PORTO, Mundo Fantasma
Tel: 00351 226 09 14 60

SINES, Galeria BT
Tel: 00351 269 63 25 11

ROMANIA

BUCHAREST, Hobby Games
Tel: 00 40 21 3231 431

RUSSIA

KRASNODAR, Alegriss-Jug (South)
Tel: 70959283337

MINSK, Valahanovich ent
Tel: 008029 6358212

MINSK, Valahanovich ent
Tel: 008029 6548426

MOSCOW, Alegriss
Tel: 70952168126

MOSCOW, Alegriss
Tel: 70959283337

MOSCOW, Urfin Juice
Tel: +79057846355

NORLISK, Na Styke Mirov
Tel: 008029 6548426

NOVOSIBIRSK, Icehammer
Tel: 70957076664

SARATOV, Detskiy Mir
Tel: 64 5840

ST PETERSBURG, Art-Miniatures
Tel: 00812 3321828

TAMBOV, Hobby and Igrushki
Tel: 0075 2728811

SERBIA-MONTENEGRO

BELGRADE, ANET Hobbystore
Tel: 00 381 11 3612 525

BELGRADE, ANET Hobbystore
Tel: 00 381 11 2652236

BELGRADE, EXIT Hobby store
Tel: 00381 11 62 78 27

BELGRADE, White Dragon
Tel: 00 381 6382722

NOVI SAD, Dragon
Tel: 00 381 11 636 24038

NOVI SAD, Valhala
Tel: 00 381 21315538

PODGORICA, Neutron Podgorica
Tel: 00 381 69 060 669

ZREJANIN, Takeda
Tel: 00 381 2364572

SINGAPORE

SINGAPORE, Comics Mart PTE Ltd
Tel: 6883 2724

SINGAPORE, Comics Mart PTE Ltd
Tel: 6836 9069

SINGAPORE, Comics Mart PTE Ltd
Tel: 65 6462 2751

SINGAPORE, Forgeworks Hobbies
Tel: 65 6438 5975

SINGAPORE, Paradigm Infinium Pte Ltd
Tel: 65 6734-3858

SLOVAKIA

BRATISLAVA, War Gaming
Tel: +421903219195

KOSICE, Draco
Tel: +421557296557

+421905518060

SLOVENIA

LJUBLIJANA, Crna Luknja
Tel: 00386 59031220

LJUBLIJANA, Pri Goblino
Tel: 00386 40833230

SOUTH AFRICA

BELVILLE, The Boys and Mens Hobby Shop
Tel: 0027 21 914 8688

BLOEMFONTEIN, The Dungeon
Tel: 0027 51 447 2034

CAPETOWN, Pastimes Retail
Tel: 0027 21 421 1191

CAPETOWN, Wizards Books and Games
Tel: 0027 21 683 0360

DORINGKLOOF, Battle Planet
Tel: 00 27 8245 93933

DURBAN, Wizards Books and Games
Tel: 0027 31 3128271

JOHANNESBURG, Esswex Retail
Tel: 0027 11 8883619

JOHANNESBURG, Outer Limits Johannesburg
Tel: 0027 11 482 3771

JOHANNESBURG, Outer Limits Pretoria
Tel: 0027 12 342 4360

JOHANNESBURG, Wizards Book and Games
Tel: 0027 11 890 9253

JOHANNESBURG, Wizards Books and Games
Tel: 0027 11 454 3010

JOHANNESBURG SOUTH, Dragons Den
Tel: 0027 11 432 3996

UMLANGA, The Hobby Specialists
Tel: 0027 31 566 4806

TAIWAN

TAIWAN 806, Games 'R' Us
Tel: 001164 9489 2750

THAILAND

BANGKOK, Fantasia(TS Toys)
Tel: 66 8 9773 1379

TURKEY

BAKIRKOY, Sihir
Tel: 00 90 212 543 4964

ISTANBUL, Cottage Unique Hall
Tel: 00 90 312 417 5889

ISTANBUL, Sihir
Tel: 0090 212 227 9955

ISTANBUL, Gerekli Seyler
Tel: 0090 212 291 0609

ISTANBUL, Ureten
Tel: 0090 212 660 8964

IZMIR, Excalibur
Tel: 0090 232 464 7669

UKRAINE

KHARKOV, Aladdin Toy Store
Tel: 00380444567671

KIEV, Budinok Igrshesk
Tel: 00 380 4457 851121

KIEV, Budinok Igrshesk
Tel: 00 380 4457 33979

KIEV, Budinok Igrshesk
Tel: 00 380 4457 67671

KIEV, Charge
Tel: 00380444567671

KIEV, Kinder Land
Tel: 00380444567671

ODESSA, Mashtabniye Modell
Tel: 00380444567671

ODESSA, Maugli
Tel: 00380444567671

UNITED ARAB EMIRATES

DUBAI, Bishops Trading
Tel: 00971 50 6525901

Club Directory

Gaming clubs are groups of fellow gamers and hobbyists who meet regularly to enjoy the hobby together.

THROW DOWN THE GAUNTLET!

Whether you are new to the hobby or a veteran gamer, GCN clubs are an ideal place to find and challenge new opponents. Play in campaigns, leagues and tournaments in a friendly environment with fantastic scenery, all created by dedicated hobbyists like you!

THE GAMES WORKSHOP CONNECTION

GCN registered clubs work closely with Games Workshop on events like Games Day, Conflict events and Campaign Weekends, making them an integral part of the Games Workshop hobby! Use the club listing to find a GCN gaming club near you and get involved!

VISIT THE GCN ONLINE AT WWW.GCNM.ORG.UK

GCN membership guarantees the highest standard of customer service and safety. As part of our ongoing commitment to our customers, we do not promote any club outside of the Gaming Club Network.

AVON

GCN BRISTOL, Portbury Knights:
Contact: Alan Vowles
Tel: 07771 985488
E-mail: alan.vowles@bt.com

BERKSHIRE

GCN MAIDENHEAD, Bracknell Forest Gamers:
Contact: Dan Currey
E-mail: chair@bfgc.org.uk
GCN MAIDENHEAD, Madgamers:
Contact: Francis Jose
E-mail: fjose@finney.plus.com
GCN READING, The Spiky Club:
Contact: David Cole
E-mail: spikyclub@hotmail.co.uk

BIRMINGHAM AREA

GCN DUDLEY, Dudley Darklords:
Contact: Paul Sheldon
Tel: 01384 288 360
GCN WOLVERHAMPTON, Da Boyz Club:
Contact: Paul Giles
Tel: 01902 339 033
E-mail: spacewolfdad@hotmail.co.uk

BUCKINGHAMSHIRE

GCN HIGH WYCOMBE, Armageddon Inc.:
Contact: James Schofield
Tel: 01494 865 905

CHANNEL ISLANDS

GCN BRELADES, Jersey Privateers Gaming Club:
Contact: Paul Noel
Tel: 01534 738192
E-mail: noelwarlock@aol.com

CHESHIRE

GCN CHESTER, Royal Guild of Minted Boards:
Contact: Christopher Fry
Tel: 07976 878732
E-mail: chris_fry@ryuplms.com
GCN CHELTENHAM, Hyde Clarendon Strategy Games Club:
Contact: Paul Mather
E-mail: paul.mather@timeside.ac.uk
GCN MACCLESFIELD, Maccwargames:
Contact: Duncan Harradine
Tel: 01625 612 579
E-mail: harradine2002@yahoo.co.uk

CLEVELAND

GCN MIDDLESBROUGH, Middlesbrough Gamers Club:
Contact: Sean Atherton
E-mail: mgc.club@gmail.com
GCN REDCAR, Redcar Ironbeards:
Contact: Ian Widdowson
Tel: 01642 503207

CORNWALL

GCN BUDE, Dice and Dagger:
Contact: Kurt Baker
E-mail: celtokernow@aol.com

DEVON

GCN PLYMOUTH, Cross Swords Gaming Club:
Contact: Anthony Cross
Tel: 01752 837 133
E-mail: enquiries@cross-swords.co.uk
GCN PLYMOUTH, Plymouth Association of Wargamers:
Contact: Orlando Morrish
Tel: 0175 251 1402

DORSET

GCN POOLE, Battlescar:
Contact: Paul Cleveland
Tel: 01202 385 632
E-mail: paul@battlescar.co.uk

ESSEX

GCN CHELMSFORD, Chelmsford Bunker:
Contact: Gareth Williams
Tel: 01245 38542
E-mail: cdgareth@bt.com
Website: www.bunkerassault.co.uk
GCN COLCHESTER, Colchester Games Club:
Contact: Colin Wilson
E-mail: info@colchestergamesclub.org.uk

GCN SOUTHEND, Southend Toy Soldiers Club:

Contact: Paul Gayner
Tel: 07891 666 641
E-mail: clubenquiries@holtum.com
GCN SOUTHEND, Warzone: Southend:
Contact: Michael Ryan
Tel: 01269 694805
E-mail: swampy88@blueyonder.co.uk
GCN THURROCK (Lakeside Shopping Mall), Tempus Fugitives:
Contact: Stuart Mackaness
Tel: 07787 155668
Website: www.tempusfugitives.co.uk

GLOUCESTERSHIRE

GCN DURSLEY, Dursley Games Club:
Contact: Dan Bishop
Tel: 01453 549 377

HAMPSHIRE

GCN BASINGSTOKE, Sad Muppets Society:
Contact: David Offen-James
E-mail: david@sadmuppets.org
GCN PORTSMOUTH, Hammer N Ales:
Contact: Ivan Butler
Tel: 07752 533462
E-mail: hammer_n_ales_portsmouth@hotmail.co.uk
GCN PORTSMOUTH, Shadowspawn:
Contact: Gary Donaldson
Tel: 07882 360669

KENT

GCN ASHFORD, Stanhope Gaming Group:
Contact: Simon Cannon
Tel: 01233 663 996
E-mail: simon@cannon.kent.uk.net
GCN TUNBRIDGE WELLS, Tunbridge Wells Wargame Society:
Contact: Colin Stone
Tel: 0175 340 0211
E-mail: colin@castone.freeserve.co.uk

LINCOLNSHIRE AREA

GCN LINCOLN, Gobstyk:
Contact: Anna Delafield
Tel: 0124 643 1896
E-mail: adelafield@btopenworld.com

LONDON

GCN CLAPHAM, Clapham Wargames Guild:
Contact: Thomas Petit
Tel: 07966 969 309
E-mail: info@claphamwargames.org.uk
GCN COVENT GARDEN, Cross Gaming Club:
Contact: Karl McWilton
Tel: 07859858838
E-mail: madmacker15791@aol.com
GCN WANSTEAD, Tanelorn Wargames Club:
Contact: Martin Turner
E-mail: martin.turner@bess.com
GCN WATFORD, Watford Wargames Federation:
Contact: Ben Sutcliff
Tel: 07908 710 675
E-mail: meglomaniac2001@hotmail.com

MERSEYSIDE AREA

GCN LIVERPOOL, Liverpool Gaming Guild:
Contact: Leon Lynch
E-mail: club.leon@hotmail.co.uk
GCN RUNCORN, Halton Daemons:
Contact: Janette Fleming
Tel: 01928 715 331
E-mail: janette_benning@halton.gov.uk
GCN ST HELENS, St. Helens Gaming Club:
Contact: Paul Tennant
Tel: 07815 449875
E-mail: paultennant@hotmail.com

NORFOLK

GCN BECCLES, Curious Dwarf:
Contact: Giles Robinson
Tel: 079222 36600
E-mail: gizartious@tiscali.co.uk
GCN NORTH WALSHAM, Blackfish:
Contact: Dave Hicks
Tel: 07877 312 074
GCN NORWICH, Aftermath:
Contact: Lee Lowe
Tel: 07921 859 581
E-mail: lee.aftermath@btinternet.com
GCN NORWICH, Battlenet:
Contact: Richard Millar
Tel: 07710 702297
E-mail: richard@battlenet.co.uk

GCN OLD BUCKENHAM, Old Buckenham Bone Crushers:

Contact: Paul Girling
Web: www.banhamandthebucks.co.uk/wargames

NORTHAMPTONSHIRE

GCN NORTHAMPTON, Northampton Warlords:
Contact: Mark Peal
Tel: 077 010 482 57
E-mail: marksparky30@hotmail.com
GCN RUSHDEN, Phoenix Gaming Club:
Contact: Darrell Lee
Tel: 01933 411 559
E-mail: darrell.lee@ntlworld.com

NORTHUMBERLAND

GCN BLYTH, Northumbrian Adventurer's Guild:
Contact: Mark Anderson Coulter
Tel: 0772 766 7398
E-mail: nagonline@hotmail.co.uk

NOTTINGHAMSHIRE

GCN KIRKBY IN ASHFIELD, K.I.A.:
Contact: Che Webster
E-mail: blackfalcom@btopenworld.com
GCN NOTTINGHAM, Da Wot Notts:
Contact: Scott Miskin
Tel: 07815 449875
E-mail: scott.miskin@btopenworld.com
GCN NOTTINGHAM, 1st Company Veterans:
Contact: Chris Taylor
E-mail: cjtaylor.uk@yahoo.net

OXFORDSHIRE

GCN OXFORD, Oxford Gaming Club:
Contact: Mike Sharp
Tel: 07802 764143
E-mail: mike.sharp4@btopenworld.com
GCN WALLINGFORD, South Oxfordshire Wargamers:
Contact: Darren Bassett
Tel: 01865 300 160

SHROPSHIRE

GCN SHREWSBURY, Gatekeepers Wargames Club:
Contact: James Sherry
E-mail: info@gatekeepers.me.uk
GCN TELFORD, S.T.A.G.S Telford:
Contact: Carl Evans
Tel: 01952 597927
E-mail: phoenix22@blueyonder.co.uk

STAFFORDSHIRE

GCN CANNOCK, Games Club Cannock:
Contact: Richard Bryce-Nye
Tel: 01543 459 229
E-mail: lorrich@bricenye.fsnet.co.uk
GCN TAMWORTH, TGC:
Contact: Phil Hannigan
Tel: 01827 287446
E-mail: philhannigan2002@yahoo.co.uk
GCN WALSALL, Warlords of Walsall:
Contact: Jon Davis
Tel: 01922 627 277
E-mail: warlords_of_walsall@hotmail.com

SUFFOLK

GCN ASSINGTON, Suffolk and Essex Gamers:
Contact: Mark Aldhouse
Tel: 01440 785589
GCN BECCLES, Crypt Keepers:
Contact: Christine Worster
Tel: 07913 606 549 (after 6pm)
GCN IPSWICH, Swamm Wargames Club:
Contact: Matt Holden
Tel: 01473 822 208
E-mail: matt@holdenhouse.freeserve.co.uk
GCN NEWMARKET, Newmarket Dwarf Wargames Society:
Contact: Chris Peachey
Tel: 07967951289
E-mail: nktdwarf@hotmail.com

SURREY

GCN MITCHAM, Mitcham Marauders:
Contact: Jason Fowler
Tel: 0776 3403472
E-mail: mitchammarauders@hotmail.co.uk
GCN TOLWORTH, Tolworth First Founding:
Contact: Peter Corps
Tel: 07788 790136
GCN WOKING, 1st Founding:
Contact: Ashley Homewood
Tel: 0193 278 7445

SUSSEX AREA

GCN BOGNOR REGIS, BRBBA:
Contact: Frank Hill
Tel: 07896 319 683
E-mail: mfrankhill@yahoo.com
GCN BRIGHTON, Brighton Warlords:
Contact: Peter Cooke
Tel: 0797 409 4240
E-mail: peter.cooke423@ntlworld.com
GCN BRIGHTON, Gambit Games UK:
Contact: Gareth Wynn
E-mail: gareth.wynn80@ntlworld.com
GCN CHORLEY, Coppull & Chorley Knights:
Contact: Jonathan Taylor-Yorke
Website: www.cack-wargamesclub.org.uk
GCN HASSOCKS, Clayton Warlords:
Contact: Roger Smith
Tel: 0771 556 296
E-mail: roger_gs_smith@hotmail.com
GCN WALBERTON, Walberton Wargamers:
Contact: Mike Roddham
Tel: 01245 554105
E-mail: walbertonwargamers@yahoo.co.uk

WARWICKSHIRE

GCN NUNEATON, Nuneaton Model and Games Club:
Contact: Brian McCormack
Tel: 07866 707 127

WILTSHIRE

GCN SWINDON, SWAT:
Contact: John Hext
Tel: 01793 692 938
E-mail: jhext@btinternet.com
GCN SWINDON, Swindon and District Wargamers:
Contact: Paul Nettle
Tel: 01793 700609
E-mail: nettle.tribe@ntlworld.com

YORKSHIRE

GCN HUDDERSFIELD, Cellar Dwellers:
Contact: Richard Ambler
Tel: 07984 11 3974
E-mail: ubersquack@yahoo.co.uk
GCN LEEDS, Night Owls:
Contact: Steve Nolan
Tel: 0113 225 0461
GCN SHEFFIELD, Dysartes:
Contact: Nick Johnson
Tel: 07743 388081
E-mail: webmaster@idysartes.com
GCN YORK, York Garrison:
Contact: Robey Jenkins
Tel: 07967 277994
E-mail: garrison_wargaming@yahoo.com

WALES

GCN BRIDGEND, Bridgend YMCA Gamers Club:
Contact: Bill Evans
Tel: 0165 676 6134
E-mail: billdragon1@tiscali.co.uk

SCOTLAND

GCN EDINBURGH, Edinburgh League of Gamers:
Contact: Andy Meechan
E-mail: leagueofgamers-owner@yahoogroups.co.uk
GCN GLASGOW, St Aiden's Warriors Club:
Contact: Alan Hobbs
E-mail: macdonald117@hotmail.com
GCN GLASGOW, WPAS:
Contact: Andy Thompson
Tel: 0141 886 2466
E-mail: athompson@jags24.freeserve.co.uk
GCN KIRRIEMUIR, Kirriemuir Wargames Club:
Contact: David Tulloch
E-mail: david.tulloch1@tesco.net
GCN STIRLING, Stirling Wargamers:
Contact: Paul Brooks
Tel: 01786 450 062
E-mail: paul@treeandleaf.plus.com

"I WANT A STORE!"

EARN YOURSELF A BATTALION OR BATTLEFORCE

If you know of a store in your local area that you would like to carry our products, why don't you let us know about it?

Send us an e-mail or write to the address below with up to five suggested stores. If one of your suggested stores starts carrying our products, and you're the first person to suggest that store, we will reward you with a free Battalion or Battleforce of your choice.

E-mail us at:


iwantastore@games-workshop.co.uk

Or write to us at:

I want a Store!
Games Workshop
Willow Road
Lenton
Nottingham
NG7 2WS



Empire Battalion



Space Marine Battleforce



Find more information please go to the website below

www.games-workshop.co.uk/iwantastore

Terms and Conditions

1. The 'I want a Store' promotion is a limited offer provided by Games Workshop Limited gratuitously and on such terms as it deems appropriate. Games Workshop Limited reserves the right to amend the terms of this promotion at any time and in its absolute discretion, and no part of this promotion by itself shall form any binding contract or relationship between Games Workshop Limited and any third party.
2. Only Persons aged 12 years or over are eligible and you must be resident in the following countries to take advantage of this promotion: Great Britain and Northern Ireland, Belgium, Denmark, Eire, Finland, Norway, The Netherlands and Sweden.
3. Games Workshop staff may give away products to persons it deems to have appropriately satisfied the requirements of this promotion in its absolute discretion.
4. An individual may only take advantage of this promotion once. Therefore, any individual may only receive one product in connection with this promotion.
5. This promotion will commence on July 16th 2007 and will terminate on May 31st 2008.
6. No employees of the Games Workshop group of companies or members of their family may take advantage of this promotion.

HOW TO ORDER

Games Workshop Direct is a fast, accurate and convenient service that lets you order your miniatures and other hobby products from the comfort of your home.

- We aim to despatch all orders in three days, straight to your door.
- You can order any Games Workshop product.
- Our Advance Order service lets you order models and products before they are released, guaranteeing you'll get them on the day of release.
- Also available is a range of models that are only available through Direct. Check out what's on offer this month!

On the internet

Visit our secure Online Store at: www.games-workshop.co.uk/store

In-store

Order from any Games Workshop Hobby Centre at the in-store order point.

By phone

Call the Hobby Specialists on 0115 91 40000 (UK).
Opening hours: Monday-Saturday: 10am-6pm, Sunday: 11am-5pm GMT.
0115 918 4040 (Northern Europe).

By FAX

Fax your order on 0115 916 8002 (UK) or 0044 115 916 8162 (Northern Europe).

By Post

Or send your order the traditional way to Games Workshop Direct Sales, Willow Road, Lenton, Nottingham, England, NG7 2WS.

SHOPPING Online

FREEPOST

DIRECT FREEPOST

All orders of £50 or more that are placed through the Online Store or Direct will be sent to you postage free*.

IN-STORE FREEPOST

This offer get even better when you place your online order from your local Hobby Centre, using their in-store order point. When you place an order for more than £25, it will be despatched to the store for you to collect, post free*.

WARHAMMER WORLD

If you're in the area, why not call into Warhammer World where you can place your order with the guys in the store, and have it picked and handed to you while you wait!

*UK addresses only.



The Games Workshop Online Store is open 24 hours a day, seven days a week. Get exactly what you want, when you want it.

- Huge range
- Secure
- Easy to use
- Open 24 hours



Once you have placed your order check the number of items to make sure all is correct and then click proceed. Enter all information requested and you will receive your order number at the end.

Methods of payment

You can only pay for orders through the Online Store by credit card. We accept the following credit cards: Visa, MasterCard, Maestro (formerly Switch).



We only accept the following cards in Northern Europe: Visa and Mastercard. We do not accept the following cards: American Express.

APOCALYPSE BATTLE FORMATIONS

In addition to the Apocalypse battle formations and legendary units available in-store from this month, we're also producing a large range of battle formations that are exclusive to Direct. These bundles contain masses of Citadel miniatures – so many, in fact, that we can't possibly fit them all in the magazine. We've listed the contents of each box for your convenience; go online or give us a call for more information.

Imperial Guard



Emperor's Wrath Artillery Company

includes:

- 1 Chimera
- 9 Basilisks

United Kingdom	£150
Denmark 1600dkr	Euro €225
Sweden 1900sek	Norway 1900nkr



Imperial Guard Company

includes:

- 1 Command Squad
- 2 Cadian Officers
- 120 Cadian Shock Troops
- 12 Cadian Special Weapons
- 6 Cadian heavy weapons Squads

United Kingdom	£200
Denmark 2500dkr	Euro €320
Sweden 3000sek	Norway 3000nkr

Imperial Guard Ogryn Auxilia

includes:

- 5 Cadian Shock Troops
- 1 Cadian Officer
- 1 Commissar
- 10 Ogryns

United Kingdom	£100
Denmark 1250dkr	Euro €160
Sweden 1500sek	Norway 1500nkr



Emperor's Talons Recon Group

includes:

- 3 Imperial Guard Sentinels
- 3 Cadian Sentinels
- 4 Steel Legion Sentinels
- Tank accessory frame

United Kingdom	£100
Denmark 1250dkr	Euro €160
Sweden 1500sek	Norway 1500nkr



Pictures for illustrative purposes only. Product contents may vary. Products sold unpainted and unassembled. Certain Citadel products may be dangerous if used incorrectly. Prices correct at time of going to press, please contact us for current availability and Games Workshop prices. Prices quoted are for products sold by Games Workshop through its own stores, catalogue or website. Independent retailers are responsible for determining their own prices.

Orks



Ork Dred Mob

- includes:
- 3 Ork Dreadnoughts
 - 6 Killer Kans

United Kingdom		£100
Denmark	1250dkr	Euro €160
Sweden	1500sek	Norway 1500nkr

Tyranids

Tyranid Endless Swarm

- includes:
- 120 Gaunts and Hormagaunts



United Kingdom		£100
Denmark	1250dkr	Euro €160
Sweden	1500sek	Norway 1500nkr

Tau Empire

Tau Hunter Cadre

- includes:
- 24 Fire Warriors
 - 6 XV8 Crisis Battlesuits
 - 3 XV88 Broadside Battlesuits
 - Hammerhead Gunship
 - Skyray Missile Gunship
 - 32 Kroot
 - 3 Piranhas



United Kingdom		£200
Denmark	2000dkr	Euro €320
Sweden	3000sek	Norway 3000nkr

Tyranid Mycetic Assault Swarm

- includes:
- 5 Carnifex



United Kingdom		£100
Denmark	1250dkr	Euro €160
Sweden	1500sek	Norway 1500nkr

Space Marines

Space Marine Armoured Spearhead

- includes:
- 1 Land Raider Crusader
 - 1 Terminus Ultra pattern Land Raider
 - 2 Land Raiders

**Released
27/10/07**

United Kingdom		£100
Denmark	1250dkr	Euro €160
Sweden	1500sek	Norway 1500nkr



Tyranid Hive Mind Brood

- includes:
- 1 Hive Tyrant
 - 4 Tyrant Guard
 - 4 Zoanthropes



United Kingdom		£75
Denmark	900dkr	Euro €120
Sweden	1000sek	Norway 1000nkr

Pictures for illustrative purposes only. Product contents may vary. Products sold unpainted and unassembled. Certain Citadel products may be dangerous if used incorrectly. Prices correct at time of going to press, please contact us for current availability and Games Workshop prices. Prices quoted are for products sold by Games Workshop through its own stores, catalogue or website. Independent retailers are responsible for determining their own prices.

Eldar and Dark Eldar

Eldar Aspect Assault Wave

includes:

- 1 Autarch
- 3 Wave Serpents
- 20 Dire Avengers
- 10 Fire Dragons



United Kingdom		£100
Denmark	1250dkr	Euro €160
Sweden	1500sek	Norway 1500nkr

Eldar Spirit Host

includes:

- 3 Warlocks
- 5 Wraithguard
- 2 Wraithlord





United Kingdom		£75
Denmark	900dkr	Euro €120
Sweden	1000sek	Norway 1000nkr

Dark Eldar Ravager Titan Hunters

includes:

- 5 Ravagers

United Kingdom		£75
Denmark	900dkr	Euro €120
Sweden	1000sek	Norway 1000nkr



Dark Eldar Splinter Raid Force

includes:

- 1 Archon
- 8 Incubi
- 16 Dark Eldar Warriors
- 3 Raiders
- 5 Reaver Jetbikes

United Kingdom		£100
Denmark	1250dkr	Euro €160
Sweden	1500sek	Norway 1500nkr

Pictures for illustrative purposes only. Product contents may vary. Products sold unpainted and unassembled. Certain Citadel products may be dangerous if used incorrectly. Prices correct at time of going to press, please contact us for current availability and Games Workshop prices. Prices quoted are for products sold by Games Workshop through its own stores, catalogue or website. Independent retailers are responsible for determining their own prices.

Advance Orders

Get hold of forthcoming Citadel miniatures, hobby materials and rules supplements on the day of release with our advance order service!



High Elf Army book
 RELEASED 10/11/07
 175dkr, 200sek, 225nkr, €22.50, £12



High Elf Chariot
 RELEASED 10/11/07
 175dkr, 200sek, 225nkr, €22.50, £15



High Elf Army
 RELEASED 24/11/07
 1250dkr, 1500sek, 1500nkr, €160, £100

www.games-workshop.co.uk/store

Pictures for illustrative purposes only. Product contents may vary. Products sold unpainted and unassembled. Certain Citadel products may be dangerous if used incorrectly. Prices correct at time of going to press, please contact us for current availability and Games Workshop prices. Prices quoted are for products sold by Games Workshop through its own stores, catalogue or website. Independent retailers are responsible for determining their own prices.



High Elf Lord on Dragon
 RELEASED 10/11/07
 300dkr, 350sek, 350nkr,
 €40, £30



High Elf Archmage and Mage
 RELEASED 10/11/07
 140dkr, 170sek, 200nkr, €22, £12



High Elf Prince and Noble
 RELEASED 10/11/07
 140dkr, 170sek, 200nkr, €22, £12



UPCOMING RELEASES

- Get the latest products delivered to your door on the day of release!
- Postage for Advance Orders is only £2*

Generic

Order from 22nd September
 (released 10th November)

- Christmas Army Case 1650dkr, 700sek, 700nkr, €80, £50
- Christmas Army Case 2650dkr, 700sek, 700nkr, €80, £50
- Figure Case Tag35dkr, 40sek, 45nkr, €3, £2.50

Warhammer

Order from 22nd September
 (released 10th November)

- High Elf Army Book175dkr, 200sek, 225nkr, €22.50, £12
- High Elf Alith Ainar, The Shadow King100dkr, 115sek, 125nkr, €12.50, £8
- High Elf Archmage and Mage ..140dkr, 170sek, 200nkr, €20, £12
- High Elf Chariot175dkr, 200sek, 225nkr, €22.50, £15
- High Elf Korhil100dkr, 115sek, 125nkr, €12.50, £8
- High Elf Phoenix Guards135dkr, 160sek, 175nkr, €17.50, £12
- High Elf Phoenix Guard Command140dkr, 170sek, 200nkr, €20, £12
- High Elf Phoenix Guard Hero, Caradryan100dkr, 115sek, 125nkr, €12.50, £8
- High Elf Prince and Noble140dkr, 170sek, 200nkr, €20, £12
- High Elf Shadow Warriors ..135dkr, 160sek, 175nkr, €17.50, £12
- High Elf Swordmasters of Hoeth135dkr, 160sek, 175nkr, €17.50, £12
- High Elf Swordmasters of Hoeth Command140dkr, 170sek, 200nkr, €20, £12
- High Elf White Lions of Chrace135dkr, 160sek, 175nkr, €17.50, £12
- High Elf White Lions of Chrace Command140dkr, 170sek, 200nkr, €20, £12
- High Elf Lord on Dragon.....300dkr, 350sek, 350nkr, €40, £30

Warhammer 40,000

Order from 6th November
 (released 24th November)

- Chaos Space Marines and Rhino250dkr, 300sek, 300nkr, €35, £25
- Dark Eldar Raiders250dkr, 300sek, 300nkr, €35, £25
- Eldar Wave Serpent and Dire Avengers300dkr, 350sek, 350nkr, €40, £30
- Imperial Guard Armoured Fist 300dkr, 350sek, 350nkr, €40, £30
- Space Marines Razorback Squad300dkr, 350sek, 350nkr, €40, £30
- Tau Devilfish and Fire Warriors300dkr, 350sek, 350nkr, €40, £30

Warhammer 40,000

Order from 27th October
 (released 8th December)

- Space Marines Vindicator250dkr, 300sek, 300nkr, €35, £25
- Chaos Space Marines Vindicator250dkr, 300sek, 300nkr, €35, £25
- Eldar Shining Spears225dkr, 270sek, 270nkr, €30, £20
- Eldar Autarch on Jetbike175dkr, 200sek, 225nkr, €22.50, £15

Generic

Order from 27th October
 (released 8th December)

- Square Bases Set60dkr, 70sek, 75nkr, €7.50, £5
- Round Bases Set.....60dkr, 70sek, 75nkr, €7.50, £5

*£2 postage only applies to Advance Order products being delivered to addresses in the UK or Ireland. Orders including Advance Order products will be held until the last available product is released.

NEXT MONTH **WARHAMMER** HIGH ELVES



WARHAMMER
40,000

- Cities of Death campaign
- Baneblade modelling workshop

THE
LORD OF THE RINGS
STRATEGY BATTLE GAME

- Tactics: How to use the monsters of Middle-earth in your games

Next Month



WARHAMMER

HIGH ELVES