

WHITE DWARF™

GAMES WORKSHOP'S
MONTHLY MAGAZINE

WARHAMMER 40,000

WARHAMMER

CITADEL

THE HOBBIT:
AN UNEXPECTED JOURNEY

SEPTEMBER 2013

£5.50 / €8 / 70 kr / 60 dkr / 25 zł / 50 rmb / ¥1000



WARHAMMER 40,000

SPACE MARINES



WHITE DWARF

SEPTEMBER 2013

Editor: Jes Bickham
jes@whitedwarf.co.uk

Deputy Editor: Andrew Kenrick
andrew@whitedwarf.co.uk

Senior Staff Writer: Adam Troke
adam@whitedwarf.co.uk

Staff Writer: Daniel Harden
dan@whitedwarf.co.uk

Photo Editor: Glenn More
glenn@whitedwarf.co.uk

Digital Editor:
Bethan Beynon-Hughes
beth@whitedwarf.co.uk

Lead Designer: Matthew Hutson
matt@whitedwarf.co.uk

Designer: Kristian Shield
kris@whitedwarf.co.uk

Photographer: Erik Niemz
erik@whitedwarf.co.uk

Publisher: Paul Lyons
paul@whitedwarf.co.uk

This Month's Contributors:
Nick Bayton, Mark Bedford,
Chris Bilewicz, Alan Bligh,
Kevin Chin, Ed Cottrell,
Robin Cruddace, Carl Dalforn,
Eddie Eccles, Jamie Farquhar,
Jon Flindall, Gareth Hamilton,
Jes Goodwin, Nick Ho,
Jervis Johnson, Phil Kelly,
Darren Latham, Ian Matthewson,
Dominic Murray, Owen Patten,
Chris Peach, Keith Robertson,
Dan Seymour, Edgar
Skomorowski, Dale Stringer,
Phil Stutcznaskas, Dave Thomas,
Jeremy Yetock, Tom Walton and
Mark Wildman.

'Eavy Metal and Studio Hobby Team: Simon Adams,
Steve Bowerman, Doug Cameron,
Aiden Daly, Neil Green,
David Heathfield, Chris Innes,
Chad Mierzwa, Chris Peach,
Dave Perryman, Duncan Rhodes,
Raúl Rodríguez Martín,
Joe Tomaszewski, Colin Viall,
Anja Wettergren and
Tom Winstone.

Special thanks to:
Mick Cudworth, Ray Dranfield,
Ben Jefferson, Michael Knight,
Wojciech Mijakowski,
Alan Merrett, Greg Milne,
Katarzyna Rudnicka, Bob Surgey,
Rob White, Kyllia Whitehead,
Gareth Williams and Roger Yates.
Finally, our heartfelt thanks and
best wishes go to our very own
Beth Hughes, who is leaving the
team. We'll miss you Beth, and
you made a brilliant digital White
Dwarf: good luck out there!

UK Team: Rik Turner,
Louise Wolstenholme

Games Workshop Limited
Willow Road, Lenton, Nottingham,
United Kingdom, NG7 2WS

Registered in England and Wales
- Company No. 01467092.

Product code: 60249999409



MEET THE WHITE DWARF TEAM

A new month brings with it a host of fresh releases and news from the Games Workshop hobby. The White Dwarf team is on hand to guide you through what's new and exciting once again.



Andrew Kenrick
Deputy Editor



Adam Troke
Senior Staff Writer



Dan Harden
Staff Writer



Glenn More
Photo Editor



Bethan Beynon-Hughes
Digital Editor



Matthew Hutson
Lead Designer



Kristian Shield
Designer



Erik Niemz
Photographer

Copyright © Games Workshop Limited 2013 excepting all materials pertaining to the New Line theatrical productions: The Lord of the Rings: The Fellowship of the Ring, The Lord of the Rings: The Two Towers, The Lord of the Rings: The Return of the King, and THE HOBBIT: AN UNEXPECTED JOURNEY, which are © 2013 New Line Productions, Inc. All rights reserved. The Lord of the Rings: The Fellowship of the Ring, The Lord of the Rings: The Two Towers, The Lord of the Rings: The Return of the King and the names of the characters, items, events and places therein are trademarks of The Saul Zaentz Company d/b/a Middle-earth Enterprises under license to New Line Productions, Inc. © Warner Bros. Entertainment Inc. All rights reserved. THE HOBBIT: AN UNEXPECTED JOURNEY and the names of the characters, items, events and places therein are trademarks of The Saul Zaentz Company d/b/a Middle-earth Enterprises under license to New Line Productions, Inc. (s13)

All quotations from J.R.R. Tolkien's literary trilogy The Lord of the Rings (including any of the volumes thereof) © The Tolkien Estate 1954-55, 1966.

Games Workshop, the Games Workshop logo, 'Eavy Metal, Citadel and the Citadel device are either ®, TM and/or © Games Workshop Ltd 2000-2013, variably registered in the UK and other countries around the world. All Rights Reserved.

Games Workshop, the Games Workshop logo, GW, Citadel, the Citadel device, Citadel Finecast, Warhammer, Warhammer logo, Warhammer Armies, The Game of Fantasy Battles, the twin-tailed comet device, Warhammer 40,000, the Warhammer 40,000 logo, 40K, 40,000, the double-headed eagle/Aquila design, White Dwarf and all associated marks, logos, names, places, characters, creatures, races and race insignia, illustrations and images from the Warhammer world and Warhammer 40,000 universe are either R, TM and/or © Games Workshop Ltd 2000-2013 variably registered around the world. All Rights Reserved.

Submissions. All material submitted to us for publication is only accepted on the assumption that the copyright in it is, by the very act of submission, unconditionally assigned by the author as beneficial owner and with full title guaranteed to Games Workshop Limited. We also retain the right to edit and/or amend all material as we see fit. So, if you do not wish to

assign copyright in this way, please do not send us your submission. We're afraid we cannot work in any other way! Full details of our submissions policy can be found on the legal section of our website at: <http://www.games-workshop.com>

Correspondence. We welcome comments about White Dwarf, Games Workshop games and Citadel miniatures. All letters except subscriptions and Mail Order should be addressed to: White Dwarf, Games Workshop, Willow Road, Lenton, Nottingham NG7 2WS.

Please mark your envelope clearly with the name of the game you are writing to us about. If you want a reply you must enclose a self-addressed stamped envelope (overseas readers should include IRCs). We receive an enormous amount of mail. We do read every letter but it may take a little time for us to reply to you, so please be patient!

Please be aware that Games Workshop products are usually sold unpainted and unassembled and the contents of any products may vary from those shown herein (for example, any banners shown may not necessarily be included). Pictures are used for illustrative purposes only. In accordance with national laws, Games Workshop is prohibited from selling spray paints and bladed equipment to certain age groups. Further, certain Citadel products may be dangerous if used incorrectly and Games Workshop does not recommend them for use by children under the age of 16 without adult supervision. Whatever your age, be careful when using glues, bladed equipment and sprays and make sure that you read and follow the instructions on the packaging. Prices correct at time of going to press. Customers are advised to contact Games Workshop for current availability and current Games Workshop prices. Prices quoted are for products sold by Games Workshop through its own stores, catalogue or website. Independent retailers are responsible for determining their own prices.

You can find Games Workshop on the World Wide Web at the following Internet address:

www.games-workshop.com

GAMES WORKSHOP



NEW LINE CINEMA
A Time Warner Company





WHITE DWARF OPENING SALVO



Jes Bickham
Editor

This month is a very special occasion indeed, as the most iconic faction in Warhammer 40,000 gets reinforced with a host of new miniatures and a brand-new (and jaw-droppingly big) Codex. The Space Marines go to war once more, and now more than ever there is cause for the heretic and alien alike to fear their unstoppable wrath.

The excitement in the White Dwarf team on seeing the new miniatures has been palpable; Matt, our chief Space Marines fanatic, almost fainted at the sight of the terrific new Centurion warsuits (and you can see just how deadly they are in the Battle Report on page 56), while the new Tactical squad kit ensnared the rest of the team's hobby desire with its sheer amount of options. It's also completely compatible with the new Sternguard and Vanguard Veterans kits – themselves reason enough to start collecting a Space Marine army – and can be combined with existing kits

and upgrade sprues to allow for an almost infinite variety of different builds. The ramifications for Space Marine collectors are enormous, and we've started exploring them with a Tactical squad-based Kit Bash (page 104) that shows the versatility of the kit. Andrew also explores the history of power armour over on page 90 so you can pinpoint exactly what all those different bits of armour in the box are.

Along with two new dedicated anti-air tanks in the Stalker and Hunter (debate has raged in the office over preferences to each), and some stunning new plastic characters, September is nothing less than a month of explosive hobby excitement. For enemies of the Imperium, nothing will ever be the same again. The Angels of Death have returned; all hail the Emperor!

CONTENTS

COVER STORY NEW RELEASES

4

The champions of humanity are here, with a new Codex: Space Marines and a host of mind-boggling new plastic kits -- read about all the new models, as well as Black Library books and Forge World kits.

FULL RELEASE LISTING

42

Prices and full release details for the new Space Marines, as well as the latest Black Library novels.

ARMY OF THE MONTH

48

Armies on Parade finalist Owen Patten shows us his sensational Ogre Kingdoms army.

JERVIS JOHNSON

54

Jervis addresses a subject dear to his heart -- writing rules and scenarios.

BATTLE REPORT

56

The might of the Black Templars is drawn up against the Chaos Space Marines and Chaos Daemons in our battle report. Who will claim the relic?

PARADE GROUND

74

In this special parade ground we present some of the best characters, monsters and regiments from the April 2013 Warhammer Throne of Skulls event.

BATTLEGROUND

82

We interview Chris Peach to learn all about his amazing Research Facility Alpha-IX that he made for the new War Zone: Damnos expansion.

CITADEL HALL OF FAME

88

White Dwarf lead photographer Glenn More nominates a model to the Hall of Fame.

ARMOUR THROUGH THE AGES


90

Andrew delves into the history of Space Marine power armour, from the ancient days of Thunder armour to Mark 8 Errant armour.



NEW RELEASES

Space Marines are the superhuman champions of Mankind, whose very existence is devoted to developing the endless hordes of allies, heretics and villains who threaten the Imperium. This month there are a wealth of new Space Marines releases along with a brand new Codex. Now as we take a look at all the new releases this month, as well as new models from Forge World and books from Black Library.



ARMY OF THE MONTH OWEN PATTEN'S CHAOS OGRES

One of the Month model feature their dominance brought gained within the land of yellow cars, this team represented and led by Owen Patten's Chaos Ogre army. Owen Patten is one of the most talented and experienced modelers in the hobby. His work has been featured in the magazine's 'Armies on Parade' section. Owen's Chaos Ogre army is a testament to his skill and creativity. He has created a unique and powerful army that is both visually stunning and tactically sound. Owen's Chaos Ogre army is a true masterpiece of the hobby.




BATTLE REPORT AND THEY SHALL KNOW NO FEAR

The might of the Black Templars is drawn up against the Chaos Space Marines and Chaos Daemons in our battle report. Who will claim the relic?



PARADE GROUND

WARHAMMER THRONE OF SKULLS



BATTLEGROUND

RESEARCH FACILITY ALPHA-IX

Chris Peach, the lead designer of the new War Zone: Damnos expansion, explains it all.

ARMOUR THROUGH THE AGES

'They shall be of iron will and steel spine. In great armour I shall clad them and with the mightiest weapons they will be armed. 'They are my bulwark against the Terror. They are the Defenders of Humanity. They are my Space Marines and they shall know no fear.'



WAR DIARY

ARMIES ON PARADE 2013

It's the penultimate month for our War Diary participants and they have all been hard at work, with time running out to complete their displays for the Parade Day. We check in to see how our hobbyists are getting along.



NOBLE'S HOT ONBOARD

It's been a busy month when you're left with about two hours of Parade. Another hobbyist who's an independent modeler, he has prepared the Orkney. He's been working hard on a pair of models of Orkney.

"With all the work in my mind, my new job in the office, I've been spending a lot of time working on the Orkney. It's been a bit of a challenge for me, but I've managed to get it done. I've been working on the Orkney for a while now, and I've been able to complete it in time for the Parade. It's been a bit of a challenge, but I've managed to get it done. I've been working on the Orkney for a while now, and I've been able to complete it in time for the Parade. It's been a bit of a challenge, but I've managed to get it done."



THE INSATIABLE MAW



With all the work in my mind, my new job in the office, I've been spending a lot of time working on the Orkney. It's been a bit of a challenge for me, but I've managed to get it done. I've been working on the Orkney for a while now, and I've been able to complete it in time for the Parade. It's been a bit of a challenge, but I've managed to get it done."

THE DANCE OF DEATH GOES ON



KIT BASH

HEROES OF THE IMPERIUM


It's time to get your hands on the new Space Marine kits. We've got a lot of new models to show you, and we'll be talking to the guys who made them.



PAINT SPLATTER

SPACEMARINE SPECIAL

It's time to get your hands on the new Space Marine kits. We've got a lot of new models to show you, and we'll be talking to the guys who made them.



WHITE DWARF

THE DESIGN STUDIO

It's time to get your hands on the new Space Marine kits. We've got a lot of new models to show you, and we'll be talking to the guys who made them.



THE DESIGN STUDIO

THE DESIGN STUDIO

It's time to get your hands on the new Space Marine kits. We've got a lot of new models to show you, and we'll be talking to the guys who made them.



THE DESIGN STUDIO

THE DESIGN STUDIO

It's time to get your hands on the new Space Marine kits. We've got a lot of new models to show you, and we'll be talking to the guys who made them.



FORGE WORLD

FORGE WORLD

It's time to get your hands on the new Space Marine kits. We've got a lot of new models to show you, and we'll be talking to the guys who made them.



WAR DIARY

98

With only one month left to work on their Armies on Parade displays before the Parade Day in Warhammer World, our merry band of hobbyists have been hard at work painting and modelling.

KIT BASH

104

The new Space Marine kits have a dazzling amount of compatibility – in Kit Bash a band of talented hobbyists put them through their paces.

PAINT SPLATTER

110

Seen something in the magazine that you fancy painting? This month we look at painting Space Marines, and demonstrate a couple of very handy tips for painting power armour.

JEREMY VETOCK

118

This month our regular columnist Jeremy tackles the unusual subject of what it takes to be better at Warhammer 40,000.

WHERE TO BUY & WHAT'S ON

120

Want to find a store? Be afear'd no longer, because we have them all here in one handy place. Also: all the local news from your area.

THIS MONTH IN...

137

White Dwarf: White Dwarf have been going Space Marine mad this month, painting power-armoured warriors of our own, as well as playing plenty of games, and embarking on various hobby escapades. Come see what we've been up to his month.

The Design Studio: We catch up with the guys from the Design Studio to learn all about the new Space Marine miniatures, talk with Kevin Chin about the artwork in the new Codex and learn all about the new Space Marine Chapter Tactics from the Codex author, Robin Cruddace.

Forge World: Forge World have wonders aplenty to share this month. Alan Bligh talks about the forthcoming Horus Heresy book, and there are sightings of some very famous Chaos Space Marines and the Space Marine Heracles tank.

SEPTEMBER HOBBY CALENDAR

153

What's going on in September? The hobby calendar serves as your guide to Games Workshop events throughout the month.



NEW RELEASES



Space Marines are the superhuman champions of Mankind, whose very existence is devoted to destroying the endless hordes of aliens, heretics and traitors who threaten the Imperium. This month there are a swathe of new Space Marines miniatures along with a brand-new Codex. Join us as we take a look at all the new releases this month, as well as new models from Forge World and books from Black Library.

Space Marines of the Ultramarines 2nd Company stem the tide of Hive Fleet Behemoth's advance with a wall of power armour and bolt guns.



SPACE MARINES

CENTURION DEVASTATOR SQUAD

A Centurion Devastator Squad combines thick ablative armour with an arsenal of heavy weapons. Any foe who earns their ire must hope to withstand a torrent of firepower able to reduce battle tanks to slag.

SPACE MARINES

CENTURION DEVASTATOR SQUAD

There are certain missions that require the Space Marines to bring exceptional levels of firepower to bear, such as besieging enemy fortifications or bringing the destructive fury of a battle tank into confined spaces. Such duties require select battle-brothers from the Devastator Company to don Centurion warsuits and arm themselves with the heaviest of weapons.

This kit contains three plastic Centurions armed with either heavy bolters, lascannons or a grav-cannon attached to the underside of a pair of mechanised gauntlets, while the chest houses either a hurricane bolter or missile launcher – a potent cocktail of weaponry. The thick armour plates of the warsuit that protect the Space Marine pilot can absorb tremendous levels of damage, while formidable servos propel the warsuit forwards and aim the heavy weapon systems with ease. This makes the Centurions a deadly combination of size, fortitude and unstinting firepower. **AT**



Within the chest armour of a Centurion Devastator warsuit is a second weapon system – either hurricane bolters or a missile launcher.









SPACE MARINES

CENTURION ASSAULT SQUAD

Assembled from the ranks of the Chapter's foremost close combat experts, Centurion Assault squads are solely focused on closing with the enemy and destroying them face-to-face. Shrugging off storms of enemy fire, the Centurions do not stop until they can grind the enemy into mulch with their siege drills, monstrous close combat weapons capable of chewing through bunker walls and xenos flesh with horrifying ease. Additionally, each siege drill has either a flamer or melta gun attached to it for fire support, along with a hurricane bolter or an ironclad assault launcher built into the chest.

An interesting detail on the warsuits is that it is possible to see the power armoured legs of the Space Marine piloting the suit if you look at the back. Nestled within the cabling and servos that power the warsuit there is an 'ordinary' suit of armour, and that helps reinforce the story behind the suits – that they are donned by specialists when the mission requires them. **AT**



Centurion Assault squads are armed with siege drills to reduce armour to mulch. Each siege drill also boasts an underslung special weapon.



SPACE MARINES

CENTURION ASSAULT SQUAD

When an enemy stronghold must be assaulted head on, a Space Marine Chapter will turn to the Centurion Assault squads, whose siege drills can pulverise rockcrete, steel and the flesh of the foe with equal contempt.



1



2



3



6



4



5

1 The icon set on the left shoulder plate is known as the Centurion honour.

4 You can see the pilot's legs, between the servos and cables.

2 An Omniscopes enables the squad Sergeant to target multiple foes.

5 Heavy bolters are the standard weapon of the Centurion Devastators.

3 Grav-cannons crush heavy armour with ease.

6 A grav-amp multiplies a grav-cannon's power.



7



8



9



10



11



12

7 The Sergeant is marked out by his bionic eye.

10 The powerplant bears the machine cog of the Adeptus Mechanicus.

8 An Assault Centurion with frag launchers mounted into its chest armour.

11 There are three distinct Centurion honour badges in the kit.

9 This siege drill has a meltagun mounted on it.

12 The siege drills can be fitted with flammers.





SPACE MARINES

TACTICAL SQUAD

Tactical squads are the flexible core of a Space Marine Chapter, ten-man units of Space Marines armed and trained to tackle every battlefield situation. Where the battle is fiercest, Tactical squads advance, sweeping all before them in a hail of bolter fire.

The **Codex Astartes** is a treatise on the organisation, deployment and tactics of the Space Marine Chapters. Penned by Roboute Guilliman, Primarch of the Ultramarines, the Codex Astartes governs all aspects of a Space Marine Chapter. The Space Marine Tactical squad is at the very heart of this methodology of Adeptus Astartes warfare: ten Space Marines – comprising a Sergeant and nine battle brothers – armed with a variety of weapons that enable them to turn their hand to any combat situation. For 10,000 years Tactical squads have won countless victories for the Imperium, triumphing over foes of every stripe – often many times more numerous – with discipline, precision and tactical superiority.

This position as the mainstay of a Space Marine army gives the Tactical squad a unique position within the Space Marine range – it's the single unit that Space Marine collectors will spend the most time assembling and painting. No Space Marine collection is complete without at least a few Tactical squads within it. That is a



1



2



3



4



5



6

- 1 The Tactical squad contains 16 different heads, including three Mk6 Corvus helmets.
- 2 This head wears an osmotic gill complete with enhanced rebreather for high-risk tasks such as using a flamer.
- 3 The set also includes a Mk8 Errant armour chestplate. The wearer can still be equipped with a helmet as normal.
- 4 This Mk7 Aquila helmet has a row of service studs set into its brow.
- 5 The set contains a variety of shoulder pads, several of which have additional sculpted details – the transfer shown here is also included in the kit.
- 6 This backpack has a small relic recessed into it.
- 7 Tactical Marines hold a breach against an encroaching horde of Genestealers.



7

SPACE MARINES

TACTICAL SQUAD

► weighty burden, but this new multi-part plastic kit ably takes up the reins from its noble forbear, providing more options than ever before. It makes 10 Space Marines, and with 180 components on the frames, it gives you a dazzling amount of customisation for your models, including those you might expect, such as spare grenades and purity seals, and also some surprising ones such as eight weapon options for the Sergeant and some really interesting alternative hands (it may sound funny to enthuse about them, but the White Dwarf team were all really impressed by the hand clutching the bolter magazine that lets you make a Space Marine in the process of reloading).

All this is very good news for the one box set that Space Marine players need more than any other. **AT**

Full details for this month's releases are on page 42.



2



3




4



5

- 1 The Iron Hands form a formidable battleline, anchored upon their Tactical squads.
- 2 The kit contains several spare optional hands, such as this one clasping a bolter magazine.
- 3 The Tactical squad contains a missile launcher, the most flexible heavy weapon in the Space Marine armoury.
- 4 Auspexes enable Space Marines to detect enemy troops in hiding.
- 5 The missile launcher comes with a self-loading backpack, saving the need for another Space Marine to assist the heavy weapon specialist.





6



7



8



9



10



11



12

- 6 There are a number of different way to arm the squad Sergeant, including this power fist and grav pistol...
- 7 ...And this combi-weapon, which can be assembled as either a flamer, melta, grav or plasma weapon.
- 8 The kit enables a wide variety of poses, such as this Space Marine pointing out a target to his brothers.
- 9 The grav-gun is a new weapon added to the Tactical squad for the first time.
- 10 This arm pose holds the bolter up at aim.
- 11 The banner has a sculpted border, scroll and a circle in which to use a Chapter transfer.
- 12 The Tactical squad contains four special weapons, including this plasma gun, a flamer, a melta gun and grav gun.





SPACE MARINES

STERNGUARD VETERAN SQUAD

Even among **Space Marines**, the Sternguard are an elite brotherhood – veterans whose experience battling against the multifarious enemies of Mankind, paired with their access to the best weapons from the Chapter armoury, means that few can ever hope to survive their wrath.





1

As members of a given Chapter's 1st Company, the Sternguard are kitted out with their choice of weapons and wargear. This new multi-part plastic kit replaces the older Citadel Finecast models, and enables you to build five Sternguard veterans. The focus on these models is certainly on versatility and the kit contains a mind-boggling 108 parts – that's enough bits to arm your models to the teeth and still have a mountain of spares to use elsewhere in your collection. An exhaustive list of all the parts would be very long, but the kit boasts 13 heads, five custom bolters, eight combi weapons, a power fist, a power sword... in short a massive catalogue of guns, pouches, icons and accessories.

Aside from the surfeit of weapons, what sets these apart from other Space Marines is the honour markings and iconography they wear – Crux Terminatus badges denote their 1st Company status while the gilded bolt shells of the marksman's honour or the Imperial laurel bear testament to their combat prowess. **AT**



2



3



4



5



6

- 1 The elite Sternguard Veterans unleash a fusillade of firepower against the Tyranids.
- 2 This arm resting on the hilt of the power sword is a favourite option in the White Dwarf bunker.
- 3 The squad heavy flamer is fuelled from this backpack with an in-built promethium canister.
- 4 All of the shoulder pads in the kit have honour markings and heraldry sculpted onto them.
- 5 There are 13 heads in the Sternguard Veteran squad, including five different bare heads.
- 6 This backpack is marked with a modified Imperial laurel and Iron Skull – like all the backpacks in the set, it is unique. There are also plenty of optional extras, like the ammo and grenades strapped to this model's back.



SPACE MARINES

VANGUARD VETERAN SQUAD

Vanguard Veterans are the elite warriors from a Chapter's 1st Company that excel at close-quarters fighting. On the battlefield they launch daring offensives into the heart of the opposing force, cutting off the head of the enemy army with a single precision blow.

The Vanguard Veterans' trademark tactic on the battlefield is to use their speed as a weapon, arriving at the right place at the right time right where the fighting is thickest; something that is really embodied in the sense of movement in the miniatures. The Vanguard Veterans are running forwards at full pelt, hurling themselves into the enemy lines.

Each one of the five plastic miniatures in this box can be assembled as a bespoke hero in his own right, for the frame is absolutely jammed with individualised components, from five different designs of jump pack to personal heraldry on the armour, along with 16 unique shoulder pads and eight heads. As a squad, Vanguard Veterans can be armed with a huge combination of close-combat weapons, and the kit delivers in this regard too, with four sets of lightning claws, four pairs of thunder hammers and storm shields, a grav pistol, a power axe and a relic blade for the Sergeant. **AK**

Full details for this month's releases are on page 42.



1



2



4



3



5

- 1 Each of the jump packs is individually decorated, the most elaborate of which bears a huge aquila – ideal for the squad's Sergeant.
- 2-3 Vanguard Veterans can be armed with a huge combination of close-combat weapons, and the kit really caters for this customisability with lightning claws, thunder hammers, relic blades and more.
- 4-5 One fantastic detail found in the kit is that the bolt pistols and chainswords are designed as pairs. Each pair is elaborately inscribed with matching ornate designs so as to make a set.
- 6 Raven Guard Vanguard Veterans plunge headlong into the heart of the Red Corsair army.




6



SPACE MARINES **STALKER**

The Stalker is a vital part of the Space Marine's armoury – a rapid-firing anti-aircraft platform able to track and destroy multiple aerial targets at once. Unsubtle but devastating, it fills the skies with hundreds of rounds of ammunition from its Icarus stormcannon array.



1


The Stalker is a heavily modified version of the ubiquitous Rhino chassis. While this multi-part plastic kit sits no lower than the Rhino, it appears to hug the ground more closely due to its wider, more heavily armoured body, giving it the appearance of a fortified bunker. The front glacis of the tank has been reinforced to deflect incoming fire, while the flanks have been enhanced with additional armour and four hydraulic stabilisers on each side to anchor it to the ground when it fires its main gun – the Icarus stormcannon array.

The Icarus stormcannon array is made up of two independently traversing turrets each containing a triple-barrelled cannon and a nest of targeters. A large radar dish sits in the middle, scanning the skies for incoming aircraft, while behind it the ammo feeds can be seen disappearing into the body of the tank from where they feed thousands of bullets into the voracious gun batteries mounted atop the Stalker's chassis. **DH**

Full details for this month's releases are on page 42.




2



3


- 1 The Icarus stormcannon array tracks multiple Eldar aircraft at once.
- 2 An Icarus stormcannon. One of the distinctive features of the Icarus stormcannon array is its ability to track and fire at two separate targets – the weapons can be swivelled and aimed freely of one another.
- 3 The Stalker is equipped with a powerful radar array detailed with an array of aerials and antennae.



1

The name **Hunter** is perfectly apt for this new Space Marine tank. Its low, wide silhouette gives the impression that it is hunkered down tracking its quarry, its stabiliser legs giving it the look of a crouched spider waiting to pounce on an unsuspecting prey.

Because it comes from the same multi-part plastic kit as the Stalker, the Hunter shares many of the same chassis design features, such as the extra armour panels, the reinforced front plate and the stabiliser petons along the flanks. Its main armament is entirely different though as, instead of the icarus stormcannon array, the Hunter mounts a formidable skyspear missile launcher – a huge piece of high-tech military hardware. Its boxy, exhaust-riven cowling plays host to a short, wide-maw gun barrel, while beneath it a rack of servitor-guided anti-aircraft warheads wait to be loaded into it. A bank of sensors, cogitators, targeters and antennae is mounted next to the missile launcher from where they can search the skies for incoming enemy aircraft. **DH**



2



3

- 1 The Hunter prepares to launch a skyspear missile at a swooping Heldrake.
- 2 Heavy-duty pistons are fired into the ground to provide maximum stability when the Hunter sets up to fire.
- 3 The skyspear missile launcher is fully posable, and can be elevated and rotated at will. Note the racks of missiles ready to be loaded into the launcher as it fires.



SPACE MARINES **HUNTER**

The Hunter is the sister tank to the Stalker, a dedicated anti-aircraft tank. It is designed to engage enemy flyers at range and smash them from the sky with a salvo of warheads, each one guided by the interred remains of a Chapter serf.

SPACE MARINES CAPTAIN

Space Marine Captains are the greatest tacticians and warriors within the Chapter, forged by the crucible of war into the most battle-hardened and skilled fighters in the Imperium. Each Captain commands a Company of 100 Space Marines, which he leads into battle from the front, setting an example of valour and prowess for his warriors to follow.

As the victors of countless battles, and the lords of entire Battle Companies, Space Marine Captains have access to the finest wargear and armour – and this new plastic model certainly shows that, with the high gorget of a suit of rare Mk8 power armour protecting his neck from attack, and the combi-grav weapon clutched in his off hand. There's a really strong sense of direction to the model, with the wind buffeting his cloak and banner in the same direction as he is pointing his sword. **AT**



- 1 The Captain's suit of armour is covered in all manner of ornate details, as befits such a great hero.
- 2 The Captain's torso is replete with honorifics, from the braiding on his chest to the scroll work on his combi-grav.
- 3 The Captain's backpack is decorated with the Crux Terminatus symbol.
- 4 The miniature is mounted on a scenic base, littered with skulls and spent ammo casings.
- 5 The frame includes the option of a bare head with bionic eye or helmeted head with a transverse crest.

SPACE MARINES

LIBRARIAN

Librarians are exceptional individuals, able to channel the power of the warp into devastating psychic abilities. Some can pulverise a man with a simple gesture or transform themselves into a whirlwind of destruction, while others are subtler, protecting their battle-brothers with force fields or shrouding them in darkness.

This plastic Librarian miniature has been sculpted as if midway through casting a devastating psychic attack, his brow furrowed in concentration and his force staff thrust forward at the enemy. His tabard billows forward too, dragging with it purity seals, rolls of parchment and bundles of keys – the trappings of a veteran Librarian. A creepy bio-mechanical cherub floats behind his shoulder – a grim paradigm of humanity's dark future. **DH**

Full details for this month's releases are on page 42.



1



2



3



4



5



6

- 1 The Librarian's face is fantastically expressive, fixed in a determined grimace beneath his psychic hood.
- 2 The Librarian's staff is adorned with all manner of tiny details, from mundane grenades and holsters to occult keys and tomes.
- 3 The force staff is topped with a horned skull and decorated with lightning bolts – both symbols of the Librarians.
- 4 The horned skull device is repeated across the miniature.
- 5-6 The sinister-looking cyber-cherub hovers above the Librarian's shoulder pad, cunningly held aloft by the scrolls affixed to its waist.



SPACE MARINES

RECLUSIAM COMMAND SQUAD

Command squads are assigned to protect members of the Chapter hierarchy whose duty takes them into the deadliest places. To spur on their fellow Battle Brothers, Chaplains fight at the very heart of the action, and thus those chosen as a Chaplain's protectors must be utterly steadfast.

The **Reclusiam Command squad** consists of a Space Marine Chaplain, a five-man Command Squad and a Razorback infantry fighting vehicle, providing a great addition to your Space Marine army. Chaplains are the spiritual leaders of the Chapter; they uphold the traditions of their Chapter and are notorious for their fiery rhetoric, as well as leading the Space Marines around them in abjuration of the foe.

The Chaplain is a brand-new plastic miniature, sculpted in such a way that he succinctly captures the character of his office. Small details, such as the curved indents in his chestplate, resemble arches and evoke the sepulchral imagery of the Reclusiam, the innermost sanctum of a Space Marine Chapter. Alongside this are more visible reminders of his duty to preside over his brethren – the model has the traditional skull-faced helm that marks him out as the embodiment of death and the Emperor’s justice on the battlefield, while the long-handled Crozius Arcanum is his badge of office, held aloft to rally his battle-brothers. **AT**



1



2



3



4



5



6

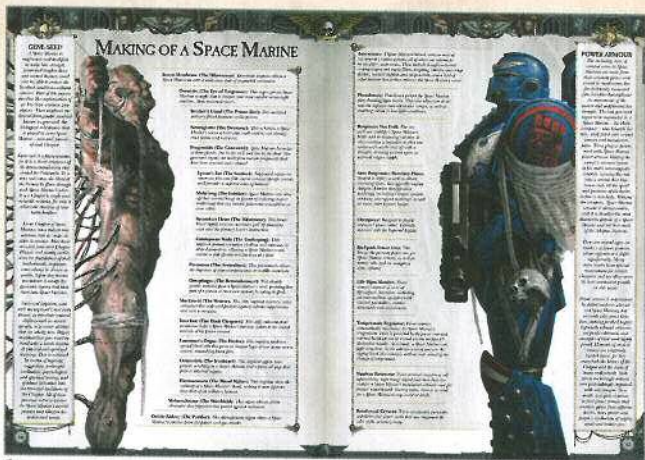
- 1 Space Marine Chaplains bring the righteous fury of the Emperor to the battlefield, inspiring their battle brothers in the midst of combat.
- 2 The Chaplain’s arched shoulder trim is detailed with an ossuary, its bones shaped in a winged skull.
- 3 The Chaplain’s armour is especially ornate, with architectural flourishes, such as the arches and honour markings, lending to its gothic appearance.
- 4 A Crozius Arcanum is the Chaplain’s symbol of office.
- 5 The Chaplain also has the option for this bare head with bionic eye.
- 6 Note the reliquary containing a sacred bone hanging from the Chaplain’s backpack.



CODEX

SPACE MARINES


Codex: Space Marines is the definitive guide to the Adeptus Astartes, the super-human soldiers that are the elite of the Imperium's armies. This huge, 176-page volume is packed with exciting background, evocative art and beautiful showcase photography designed to inspire.



It's immediately obvious when you get hold of Codex: Space Marines that this is no ordinary Codex: at 176 pages, it's the largest Codex we've ever done. It feels it too, as it's absolutely packed with page after page of glorious background, art and photography devoted to the most iconic of Warhammer 40,000 armies. It really is the definitive guide to the Space Marines.

Each of the First Founding Codex Chapters gets a (no pun intended) chapter of its own, headed by a beautiful full-colour illustration. Each of these sections details the history of the Chapter, including a timeline of recent battles fought and won. There are some great additions to these sections too, from a pictorial guide to the various marks of armour employed by the Iron Hands to the history of some of the boltguns in the Salamanders' armoury. The most famous of the Successor Chapters – the Crimson Fists and the Black Templars – get their own sections too.

- 1 The book details both the physiology of a Space Marine, and the constituent elements of his power armour.
- 2 The bestiary is packed with background for all the units in the army.
- 3 The book has a glorious showcase of painted Space Marine heroes.
- 4 The army list contains everything you need to use them in your games.
- 5 The Ultramarines go to war bolstered with a Centurion Assault squad.





► I've been a fan of Space Marines for nearly two decades now and like to think that I have a fairly good grasp of their history, yet the background section is more exciting for me than ever before, full of new stories and battles, as well as a fresh take on existing background. Every chapter held something new for me to discover, from the Iron Council of the Iron Hands to the fact that Vulkan continued to lead the Salamanders for millennia after the Horus Heresy.

One of my favourite parts of the Codex is how this background permeates the whole of the book, not just its own section. Everything, from the showcase to the rules in the bestiary to the design elements on each of the pages manages to embody the distinctiveness and individual character of each of the Chapters – and their successors – without making the book seem disjointed. It all feels as though it belongs as part of a coherent whole.

Perhaps the best place to illustrate what I mean is by way of the Space Marine's Chapter Tactics special rule, the exact effects of which vary depending on your Chapter. So, Imperial Fists can lay down a curtain of withering firepower, whereas the Iron Hands are super resilient thanks to their predilection for bionics, for example. So it is that the rules are inspired by the background, as well as allowing you to reflect how an army fights in the stories on the battlefield.

I believe that Codex: Space Marines is not only the best iteration of the Space Marine Codex to date, it's the best Warhammer 40,000 Codex. The art is glorious (as you'll see on page 148), the stories exciting and every turn of the page offers something new and inspiring wherever you look. It's got me wanting to paint more Salamanders, that's for sure. **AK**


Full details for this month's releases are on page 42.



- 1 Codex: Space Marines contains page after page of sumptuous photography showing the Adeptus Astartes at war.
- 2 This map details the disposition of the Space Marine Chapters across the galaxy.
- 3 The background section is replete with little details, such as in-depth histories of the Salamanders' prized boltguns.
- 4 Each of the main Chapters is featured in the showcase section, along with many successor Chapters.
- 5 Raymond Swanland's fantastic cover.



“Everything, from the showcase to the rules to the designs on each page, embodies the character of the Chapters.”



STRIKEFORCE



1

A single Space Marine is worth many ordinary men, so rather than fighting in large numbers Space Marines operate as swift strikeforces, dispatched on the most dangerous of operations, against the deadliest of foes. These strikeforces vary in composition, assembled by a commander to suit the mission.

The Space Marine Strikeforce is the ideal way to start a new collection of Space Marines. It contains a Space Marine Commander, Command squad, two Tactical squads, an Assault squad, a Scout squad with sniper rifles, a Drop Pod, a Venerable Dreadnought and a Razorback. With the purchase of a Space Marine Strikeforce a hobbyist has the makings of a sizable army right from the offset. And even if you have a Space Marine collection already, this box set will provide a welcome supply drop for your army, bolstering existing units and adding reinforcements to your collection. **AK**



2





1 The Strikeforce box contains two of the new Tactical squads and much more besides.

2 One of the Tactical squads can be mounted in a Drop Pod, allowing it to strike into the heart of the enemy lines.

SPACE MARINES

LIMITED EDITION CODEX

Seven distinct limited edition versions of Codex: Space Marines are being released. Six of them sport stunning art of First Founding Chapters on their front covers and these editions come inside a transparent dust jacket that displays the Codex: Space Marines logo. The seventh limited edition is a celebration of Successor Chapters and features art of the Black Templars on the cover and a full-colour dust jacket showcasing art of a Crimson Fists Space Marine. There's only 500 copies of each of these limited editions available and they all come with a numbered endpaper. Don't delay! **JB**



- 1 Iron Hands limited edition cover art.
- 2 Imperial Fists limited edition cover art.
- 3 Ultramarines limited edition cover art.
- 4 Raven Guard limited edition cover art.
- 5 Salamanders limited edition cover art.
- 6 White Scars limited edition cover art.
- 7 The dust jacket of the Second Founding limited edition Codex: Space Marines.
- 8 The cover of the Second Founding limited edition Codex: Space Marines.



WARHAMMER 40,000 APOCALYPSE

WAR ZONE: DAMNOS


The original **Damn**os incident was a catastrophic clash between the ancient malice of the Necrons and the Imperial might of the Ultramarines. 25 years later, Marneus Calgar himself seeks to retake the planet; this Apocalypse expansion details both of these epic confrontations.



The frozen mining world of Damnos was held by humanity for ten thousand years, until the legions of undying Necrons that slept beneath its surface awakened and slaughtered the vermin that had infested their home.

War Zone: Damnos – the first expansion to Warhammer 40,000: Apocalypse – tells the story of the Necrons' rise to power and their bitter clash with the Ultramarines on not one but two separate occasions. With rules for Damnos terrain, new Unnatural Disasters, Strategic Assets, Missions and Finest Hours (not to mention plenty of new Datasheets including the Skyreign Hunter Squadron and Doom Scythe Deathbringer Flight), this full-colour hardback book is an essential resource for those wishing to re-create epic battles from a fascinating chapter in the history of the Warhammer 40,000 universe. **JB**

Full details for this month's releases are on page 42.




- 1 The entire background to both Damnos conflicts is laid bare in fascinating detail.
- 2-3 There are 22 new datasheets covering new formations and Super-heavy vehicles.
- 4 The epic clashes between the Necrons and the Ultramarines are gorgeously photographed using Studio miniatures; there's also a pull-out gatefold section.
- 5 The cover of War Zone: Damnos.

BLACK LIBRARY

VULKAN LIVES

By Nick Kyme, hardback, 320 pages



After Isstvan V, the Salamanders are a shattered Legion, but hope might not be lost.

I don't think it's much of a spoiler to tell you the premise of the main plot of Nick Kyme's new Horus Heresy novel: after the betrayal on Isstvan V, Vulkan is not slain by Horus' forces but is instead captured by Konrad Curze. As I've written in these pages before, I'm a big fan of Kyme's Warhammer 40,000 Tome of Fire series, so I was eagerly looking forward to reading his first Horus Heresy novel.

There are several plotlines at work in *Vulkan Lives*, and Kyme expertly interweaves them together. I found myself swiftly drawn into each separate narrative. The first, that of Vulkan's survival and

perhaps secondary to the main events, concerns what happens to the Primarch after his capture.

The second narrative concerns Vulkan's sons, scattered survivors that escaped the massacre on Isstvan V, despairing at the loss of their Primarch and hunted by the Word Bearers on the planet of Traoris. This story is really the meat of the novel, and it's fantastic, thrilling stuff. Kyme has created a great group of characters here drawn from not just the Salamanders but also the Raven Guard and Iron Hands too, led by Pyre Captain Numeon, who still believes his Primarch survives and resists his brothers' desire to throw their lives away in pursuit of vengeance.


Finally, the third thread follows a team of archaeologists as they excavate a relic from a sinister ruin, a relic sought by both sides that might change the course of the Heresy. Although at first seemingly unconnected to the novel's other strands, this plot provides some real thrills – no matter how tough and hard-bitten your team might be, when its Space Marines hunting you down it's a terrifying prospect, something Kyme really conveys.

Throughout the book we're treated to a series of flashbacks as Vulkan dreams during his captivity, remembering his childhood, the uneasy – almost hostile – alliance between the Salamanders and the Night Lords during the Great Crusade, the horrors unleashed upon Isstvan V itself, and more besides. These flashbacks serve the story well, complementing the main events by providing contrast or illumination; but they are not entirely reliable, for Vulkan's dreams may not all be his own...

Vulkan Lives is a triumph; an exciting, long-awaited tale revealing what becomes of Vulkan for the first time. **AM**

SPACE MARINES: THE OMNIBUS

Edited by Christian Dunn, paperback, 880 pages



This enormous omnibus draws together more than 30 tales about Space Marines both fair and foul.

This massive doorstep of a book gathers short stories from three separate collections, uniting tales of Space Marines and Chaos Space Marines in visceral accounts of bloody combat and heroism.

With 32 tales, as well as the welcome bonus of three comic strips at the back, *Space Marines: The Omnibus* has a lot to take in. Depending on what you look for in a tale about the Space Marines, your mileage may vary with this book, but part of the charm is that there is such a broad sweep of stories, themes and concepts that, as long as you find well-written tales about the superhuman defenders (or

enemies) of Mankind enjoyable, then there will surely be something to suit your palette in this jumbo-sized book.

'One Hate' stands out as one of my favourites in the book, telling the story of Crimson Fists in the wake of the Rynn's World disaster. A squad finds itself in a war zone, where they must weigh the Chapter's flagging resources against the duty of a Space Marine to fight the Emperor's foes. Aaron Dembski-Bowden, the author of this one, does a fine job of capturing a Chaplain who is clearly torn between duty and honour, survival at all costs weighed against protecting the Emperor's subjects. It's a good story, with a twist in the tail I never saw coming.

Andy Smillie's story, 'Torturer's Thirst', is a bloody affair depicting the awkward relationship between the Flesh Tearers and their Imperial Guard allies, and the unshakeable resolve of a Chaplain who leads the Death Company in battle. Smillie writes very strong, believable fight scenes, and this story draws on the full spectrum of that talent, from artillery bombardments in the midst of a pitched battle to bare-knuckled strangulation. This one is well worth a read.


'The Skull Harvest' by Graham McNeill deals with Chaos Space Marines as two of the most notorious villains in the Dark Millennium meet. In this gritty tale, where honour is non-existent and the strong must stand alone, Honsou of the Iron Warriors comes face to face with Huron Blackheart. The staggering scale of Huron's power, even in exile within the Maelstrom, is beautifully described as Honsou seeks reinforcements for his vendetta against the Ultramarines from the Tyrant of Badab.

Weighing in at 880 pages, this represents many happy hours of reading – the perfect volume to keep on the bedside table. **AT**

These books and audio dramas are available in English language only.

ALSO AVAILABLE ORION: TEARS OF ISHA

By Darius Hinks, paperback, 416 pages



Gemmell Award-winning author Darius Hinks returns this month with another tale about Orion, the King in the Woods. In *Orion: Tears of Isha* the realm of Athel Loren is menaced by the Daemons of Chaos. The Wood Elves must seek a new host for the forest king to inhabit before their realm is overrun.

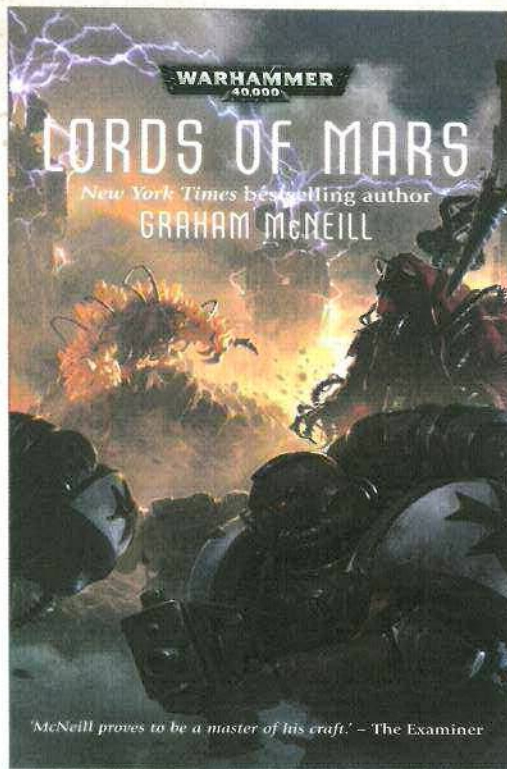
FURTHER READING

If reading short stories is your thing, Black Library have plenty to choose from. *Hammer and Bolter* volumes I and II each compile swathes of stories for both Warhammer and Warhammer 40,000 in one place.

Also, Black Library release new e-shorts every week that can be read on your preferred device (iPad, Kindle and so on). Keep an eye on their website for the latest releases at: blacklibrary.com

LORDS OF MARS


By Graham McNeill, hardback, 320 pages



ALSO AVAILABLE

PRIESTS OF MARS

By Graham McNeill, paperback, 416 pages



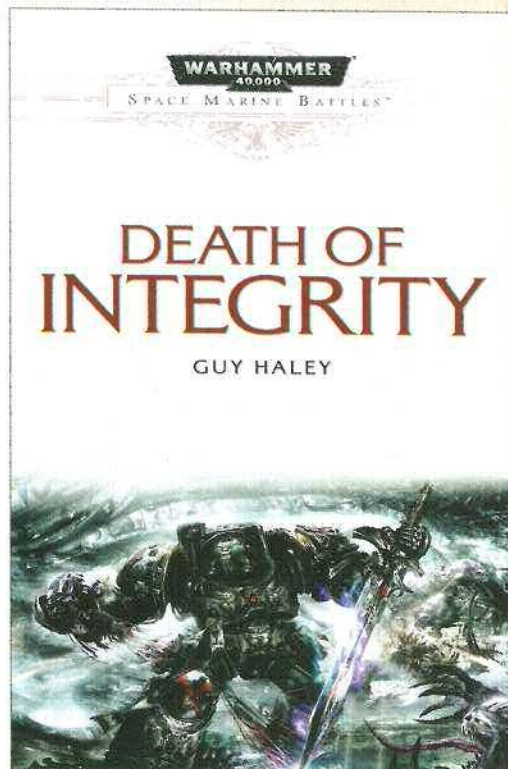
Priests of Mars is the first book in Graham McNeill's trilogy about an Adeptus Mechanicus Explorator fleet that has set out on a quest to find lost knowledge beyond the stars. Featuring Titans, Space Marines and, of course, the Skitarii armies of the Mechanicus, it is an action-packed adventure novel that sets the scene perfectly for the second book in the series, *Lords of Mars*.

Beyond the known galaxy the Adeptus Mechanicus search for the Breath of the Gods.

Graham McNeill continues his epic saga about the Adeptus Mechanicus in *Lords of Mars*, the direct sequel to *Priests of Mars*. It's worth noting that if you haven't read *Priests of Mars* then getting into this novel will be difficult – there are a lot of characters and trying to figure out who they are and what their motivations are is virtually impossible without it. That aside, the read is incredible. The battle scenes are epic and give you a real sense of violence and destruction – especially when the Titans of Legio Sirius get involved. In between the scenes of warfare and total planetary destruction you gain several valuable insights into the Adeptus Mechanicus, including a very poignant conversation between Archmagos Kotov and his 'ally' Galatea, where they discuss what being human really means. Graphic action, intriguing philosophies and many excellent characters – what more could you ask for? **DH**

DEATH OF INTEGRITY

By Guy Haley, paperback, 416 pages




The Blood Drinkers and Novamarines Chapters must unite to destroy a deadly Space Hulk.

Death of Integrity is the Imperial designation assigned to a gargantuan Space Hulk drifting towards the Ultima Segmentum. Aboard this monstrous conglomeration of wrecked space battleships, asteroids and space stations is a horde of Genestealers. The denizens of the *Death of Integrity* have wreaked havoc on the systems the Space Hulk has passed through, and so the Blood Drinkers and Novamarines Chapters unite to eliminate the threat. All is not as it first seems, however, and rivalries and agendas manifest that will throw the whole operation into jeopardy.


Haley's writing explores more than just cleansing a space-borne abomination, as it also focuses on the interactions between two noble Chapters of Space Marines. In this, the book really shines – the section where their forces meet face to face for the first time is a brilliant example of rich, enticing storytelling. **AT**

DIGITAL PRODUCTS

Games Workshop has a constantly expanding range of digital content available on a variety of devices. Below is just a selection of what's available; check out the Digital Products page at www.games-workshop.com for more.



Digital products, including *White Dwarf*, are only available in English. Some products are only available in the Apple Newsstand and the iBookstore – these are available in the App Store.



CODEX: SPACE MARINES

The new *Space Marine* Codex is released in digital format this month, containing all the fantastic background, art, photography and rules as the print version, as well as 360° showcases, interactive galleries and more.

WAR ZONE: DAMNOS

Alongside the print release, *War Zone: Damnos* is also available as a digital download this month too.

ALTAR OF WAR: SPACE MARINES II

Altar of War features new missions based on the battlefield tactics of different armies – this month sees the release of a second set of missions for the *Space Marines*. To find out more about *Altar of War*, make sure you read *Jervis'* column on page 54.

And that's not all – far from it – for there are even more digital products released every week. Check the Games Workshop website to find out more.

WHITE DWARF IPAD EDITION



With high-resolution photographs, extra pictures, text and video content – plus audio extracts – the iPad edition of *White Dwarf* contains all the great content of its paper sibling and more besides. But you'll know that if you're reading this on your iPad, right?

MUNITORUM

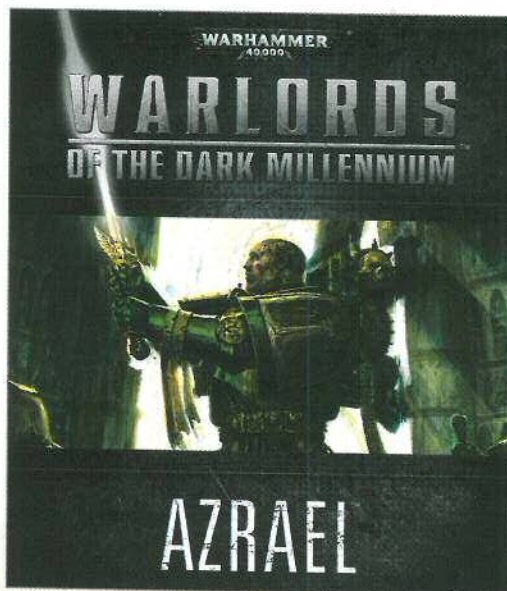
If you've ever wanted to know more about the weapons of the 41st Millennium, then the *Munitorum* series is for you. Each one describes a different piece of wargear, including background and rules.

INDEX ASTARTES

Each *Index Astartes* article focuses on a different aspect of the *Space Marines*, from their units to their vehicles and more besides, in greater detail than ever before.

WARLORDS OF THE DARK MILLENNIUM

Warhammer 40,000 is home to brave heroes and dark villains, and each of the *Warlords of the Dark Millennium* articles describes the legends of one of them.



FORGE WORLD LATEST

Forge World makes highly detailed resin models, upgrade packs, large-scale kits and books for Warhammer and Warhammer 40,000. Each month they have lots of exciting new releases – here's a look at some of their most recent additions.



LEGION GLAIVE

Glaives are super-heavy battle tanks designed to support the Space Marine Legions in battle. Built upon the same chassis as the Space Marine Fellblade, the Legion Glaive replaces the accelerator cannon of a Fellblade with a larger version of the Martian volkite weapons, a volkite carronade. This massive heat ray is powered by the Glaive's on-board atomic reactor and a single shot from the volkite carronade can lay waste to whole swathes of enemy infantry, causing them to burst into flames and piles of ash.

The Glaive boasts a pair of twin-linked lascannons on each side and a twin-linked heavy bolter nestled in an armoured housing in the front. The centrepiece of the tank, however, is clearly the main gun, which has all the shared stylings of the volkite calivers carried by Space Marine Legionnaires. The large round turret is detailed with all the power coils and armoured cabling required to charge the monstrous volkite carronade, which gives the Glaive a very distinct appearance from its sister tank, the Legion Fellblade. **AT**

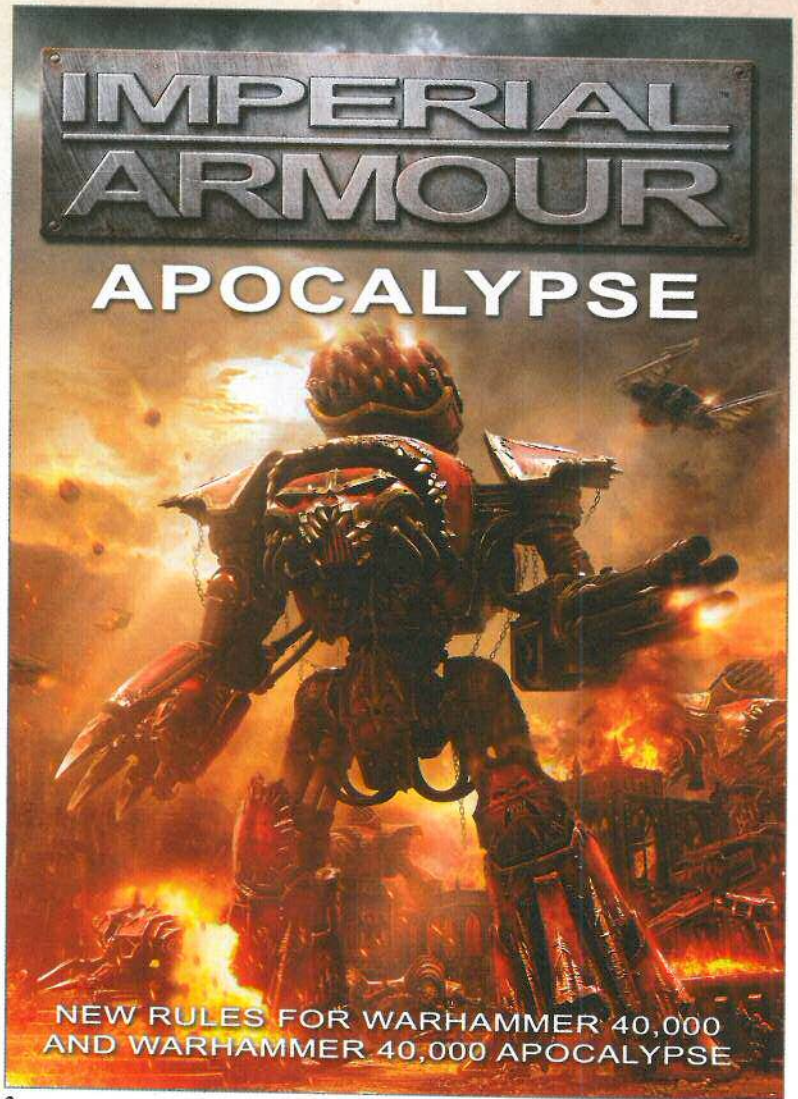
IMPERIAL ARMOUR APOCALYPSE

Forge World is renowned for the massive war machines that it makes, from Titans to Tyrannid Gargantuan Creatures or Super-heavy battle tanks. *Imperial Armour Apocalypse* is the definitive guide to using all of these, and many more besides, in your Apocalypse games. Containing more than 75 updated unit profiles and 16 Warhammer 40,000 Apocalypse Formations, this meaty hardback book gives you a serious reload for your Apocalypse games.

Imperial Armour Apocalypse also contains War Zone: Vraks, which details the bloody wars following the rogue Cardinal Xaphan's conquest of Vraks. This War Zone contains new background, Apocalypse missions and a slew of material unique to this vicious theatre of war. **AT**



1



2

DAVINITE SERPENT LODGE PRIEST

Several of the Space Marine Legions are known to have contained warrior lodges, secret societies where mysticism and rituals were practiced. The most famous of these were found within the Sons of Horus Legion, where the Priests of the Serpent Lodge inducted many of their leaders into their mysterious lore.

The Lodge Priest has a sinewy physique that bears the hallmarks of mutation, with horns sprouting from his head. There is a serpentine quality to his long thin limbs, and the teeth that jut from between his lips. This model is an event exclusive miniature and can only be purchased at events that Forge World attend, such as Games Days and Open Days. **AT**



3

- 1 Within *Imperial Armour Apocalypse* you will find swathes of updated unit profiles, such as the rules for using the Fellblade Super-heavy tank in your Apocalypse games.
- 2 The cover of *Imperial Armour Apocalypse* shows a force of crimson-armoured Chaos war machines advancing through the blazing ruins of an Imperial city.
- 3 The Davinite Serpent Lodge Priest is armed with an archaic flamer and a cursed dagger, known as an anatheme.



1

FULGRIM THE ILLUMINATOR

This month **Forge World** unleashes the latest model in their Horus Heresy Character Series: Fulgrim the Illuminator. As the Primarch of the Emperor's Children, Fulgrim was a shining example of perfection throughout the Great Crusade, and his Legion, alone among all the Adeptus Astartes, was granted the right to wear the Emperor's aquila upon their armour and bear his title as their own.

This cherished status made Fulgrim's subsequent betrayal especially bitter. He

was among the first to betray the Emperor, corrupted by the whispered promises of Slaanesh and the honeyed words of Horus. At Isstvan V Fulgrim took to the field against the loyalists sent by the Emperor to quell Horus' rebellion, and there matched his skills against those he once called brother.

Fulgrim the Illuminator has been sculpted with exacting attention to the character described in the Horus Heresy novels – especially the novel *Fulgrim*, by Graham


1 Fulgrim the Illuminator leaps gracefully across the corpse-filled battleground of Isstvan V, with his feather trimmed cloak flowing behind him.

McNeill. In his raised fist he grasps the hilt of the silver blade of Laer. This is a curious weapon with shifting patterns on the fulling of the blade that seem to have the shape of a warping flame. A closer inspection of the sword reveals that it is subtly fashioned in the shape of the sigil of the Dark Prince Slaanesh. The gems embedded in the blade look altogether too much like eyes.

The model depicts Fulgrim in battle on the killing fields of Isstvan V. Dead Space Marines are piled around him, and a banner of the Emperor's Children Legion lies shattered on the rocks at his feet. The model contains a thrilling sense of motion, as the Phoenician is practically gliding



2




4

across the battlefield, skipping over the broken rocks with balletic grace. This sense of movement is continued with the feather-trimmed cloak that billows behind him as he moves, and echoed by the streaming oath parchments and even his mane of brilliant white hair.

Fulgrim the Illuminator comes with an impressive scenic base that is piled high with shattered rocks, broken wargear and skulls, as well as the corpses of three dead Space Marines. Nestled within the scenic base is a smaller 40mm base that you can detach to use when you play games, making the model both an attractive display model, and a practical miniature to use in your Horus Heresy games. **AT**



3




5

- 2 Amid the elaborate ornamentation of his suit of armour, a pair of sheathed knives serve as a reminder that Fulgrim is first and foremost a stone cold killer.
- 3 The large display base has three dead Space Marines heaped upon it, as well as piles of lost and broken wargear and battlefield detritus.
- 4 Framed by the incredibly detailed chestplate (including the numerals of his Legion) and the shoulder guards of his splendid armour, Fulgrim's face is a work of art. Simon Egan has managed to make the Illuminator's face both haughty and noble. The furrowed brow and the individually identifiable teeth are especially impressive.
- 5 Concealed within the large display base is a smaller gaming base that you can remove and use on the tabletop in your Horus Heresy battles. Even this functional gaming piece is amazingly detailed, with a fallen banner of the III Legion beside the Primarch's feet.

Head on over to www.forgeworld.co.uk for prices, release dates and details on how to order all Forge World products.

FULL RELEASE LISTINGS

The products on these pages are available to pre-order now, and will be released on Saturday 7th September unless otherwise noted. For more details visit: www.games-workshop.com




CODEX: SPACE MARINES

By Robin Cruddace

176 pages

£35, €46, 350dkr, 420skr, 390nkr, 175zł, USA \$58, Can \$70, 350rmb, ¥8000



WAR ZONE: DAMNOS

By Phil Kelly

68 pages

£20, €26, 200dkr, 240skr, 220nkr, 100zł, USA \$33, Can \$40, 200rmb, ¥4500



SPACE MARINE STALKER/HUNTER

Sculpted by Dale Stringer and Tom Walton

1 model

£40, €50, 400dkr, 480skr, 440nkr, 200zł, USA \$65, Can \$80, 400rmb, ¥6500



SPACE MARINE RECLUSIAM COMMAND SQUAD

Sculpted by Gavin Newton, Mark Harrison, Dave Thomas and Jes Goodwin

7 models

£55, €75, 560dkr, 670skr, 640nkr, 270zł, USA \$90, Can \$110, 540rmb, ¥10,000



SPACE MARINE CAPTAIN

Sculpted by Darren Latham

1 model

£18, €25, 180dkr, 220skr, 200nkr, 90zł, USA \$30, Can \$35, 180rmb, ¥3000



SPACE MARINE LIBRARIAN

Sculpted by Martin Footitt

1 model

£18, €25, 180dkr, 220skr, 200nkr, 90zł, USA \$30, Can \$35, 180rmb, ¥3000



SPACE MARINE STRIKEFORCE

39 models

£140, €185, 1400dkr, 1680skr, 1640nkr, 680zł, USA \$225, Can \$220, 1370rmb, ¥29,000



SPACE MARINE CENTURION DEVASTATOR/ASSAULT SQUAD

Sculpted by Dave Thomas

3 models

£47.50, €62, 480dkr, 570skr, 520nkr, 238zł, USA \$78, Can \$100, 480rmb, ¥8500



SPACE MARINE TACTICAL SQUAD

Sculpted by Ed Cottrell and Nick Ho

10 models

£25, €35, 250dkr, 300skr, 280nkr, 125zł, USA \$40, Can \$50, 250rmb, ¥5500



SPACE MARINE STERNGUARD VETERANS

Sculpted by Darren Latham

5 models

£30, €40, 300dkr, 360skr, 330nkr, 150zł, USA \$50, Can \$60, 300rmb, ¥6500



SPACE MARINE VANGUARD VETERANS

Sculpted by Mike Fores

5 models

£25, €35, 250dkr, 300skr, 280nkr, 125zł, USA \$40, Can \$50, 250rmb, ¥5500

Also available this month:

CODEX: SPACE MARINES LIMITED EDITIONS (Online Only)

By Robin Cruddace

176 pages, available in 7 different editions

£70, €90, 700dkr, 850skr, 750nkr, 350zł, USA \$115, Can \$140, 700rmb, ¥16,000

VULKAN LIVES (GW EXCLUSIVE)

Out now

By Nick Kyme

Hardback novel

£20, €25, 200dkr, 240skr, 240nkr, 100zł, USA \$30, Can \$35, 220rmb, ¥2600

SPACE MARINE: THE OMNIBUS

Out now

Edited by Christian Dunn

Paperback omnibus

£15, €17.50, 175dkr, 145skr, 175nkr, 74.95zł, USA \$17.50, Can \$20, 120rmb, ¥1750

LORDS OF MARS

Out now

By Graham McNeill

Hardback novel

£17.99, €25, 220dkr, 180skr, 220nkr, 89.95zł, USA \$24.99, Can \$28.99, 170rmb, ¥2000

PRIESTS OF MARS

Out now

By Graham McNeill

Paperback novel

£8.99, €12.50, 115dkr, 100skr, 115nkr, 44.95zł, USA \$14, Can \$16, 85rmb, ¥1150

ORION: TEARS OF ISHA

Out now

By Darius Hinks

Audio drama

£8.99, €12.50, 115dkr, 100skr, 115nkr, 44.95zł, USA \$14, Can \$16, 85rmb, ¥1150

DEATH OF INTEGRITY

Out now

By Guy Haley

Paperback novel

£9.99, €13.50, 125dkr, 110skr, 125nkr, 49.95zł, USA \$16, Can \$17.50, 95rmb, ¥1250



ONLINE

SEE THE ENTIRE CITADEL RANGE

Whatever your army of choice and no matter which Citadel miniature you need for your next project, the entire Games Workshop range is available to order direct online. So whether you want a new Super-heavy tank, a Realm of Battle Gameboard or even a Bitz pack to help you convert your models, we have it all at games-workshop.com.

To plan your next purchase, get online and check out the full range of Citadel miniatures now.



FAST DESPATCH

All orders are processed, packed and despatched within 24 hours.



FREE DELIVERY

All orders sent to a Games Workshop Hobby Centre benefit from free postage.



FULL RANGE

Every Games Workshop product is available on our website. Browse over 2500 products.

games-workshop.com

With all the new plastic Space Marines out this month, you might want to see what else is available for the Adeptus Astartes. At games-workshop.com you'll find everything in the Space Marine range, from the latest plastic kits to classic Space Marine miniatures and a selection of Bitz packs.



CAPTAIN DARNATH LYSANDER



HIGH MARSHAL HELBRECHT



CAPTAIN SICARIUS



THUNDERFIRE CANNON



PEDRO KANTOR



LEGION OF THE DAMNED

GAMES DAY & GOLDEN DEMON 2013

WORLD TOUR 2013

Games Day is a worldwide celebration of collecting Citadel miniatures, an opportunity for hobbyists to come together to experience the full splendour of the Games Workshop hobby. This year the Games Day World Tour is off to four different venues, two of which have already happened:



GAMES DAY MEMPHIS

Cook Convention Centre, Memphis Tennessee, USA

FINISHED!



GAMES DAY COLOGNE

Gürzenich Köln, Martinstraße 29-37, 50667 Cologne, Germany

FINISHED!



GAMES DAY BIRMINGHAM

National Indoor Arena, Birmingham, UK

29TH SEPTEMBER



GAMES DAY MODENA

Fiera di Modena, Viale Virgilio, 41123 Modena, Italy

20TH OCTOBER

Visit your local Hobby Centre or our website to keep up to date with the latest information:

games-workshop.com


GAMES DAY EXCLUSIVES

As well as the chance to meet the sculptors and designers behind Citadel miniatures, model makers from Forge World and authors from Black Library and quiz them all about their latest work, you'll also be able to get your hands on exclusive products that are only available to buy on the day, including this year's Games Day miniature, the famous Estalian explorer Marco Columbo, and access to the the complete range of Games Workshop products.



ARMIES ON PARADE

The final of Armies on Parade takes place at Games Day, providing beautifully painted miniatures and scenery displayed on glorious boards. Visitors are given the chance to vote on their favourite display. But to be in with a chance of displaying your own Armies on Parade at Games Day, you'll need to win the Parade Day at your local Hobby Centre first!



Jimmy Graham's Armies on Parade winner from Games Day UK 2012.

GOLDEN DEMON

Golden Demon is the world's biggest painting competition, held at each of the Games Days around the world and featuring some of the world's best painted miniatures. Taking part in the contest is the highlight of many a painter's calendar, and the chance to view all the entrants ensures that it's a highlight of many a hobbyist's Games Day too.



Karol Rudyk won the coveted Slayer Sword from Golden Demon UK last year.



ARMY OF THE MONTH OWEN PATTEN'S CHAOS OGRES



Army of the Month is our feature that showcases lovingly painted armies, the kind of collections that have been assembled and crafted through years of hard work and dedication. Marching to war this month is this colourful Ogre army painted by Owen Patten. Every miniature in Owen's collection has been mutated by the warping power of Chaos, from the lowliest Ogre to the mightiest monster. You could (and we did) spend hours looking at all the models, trying to figure out where all the parts come from. Read on to find out what Owen has to say about his Chaos Ogres.





When he's not using the power of Chaos to mutate more Ogres for his horde, Owen can be found at the Gobstys Gaming Club in Lincoln, where his army makes for an impressive sight on the battlefield.

Owen: I've always liked the brutal look of the Ogres, but I knew early on that I wanted to do something different with them. I love converting miniatures and the idea of an Ogre army that had turned to Chaos was very appealing – I could indulge my love of converting as I collected my new army.

Giving my Ogres a story really helped bring my ideas together. I imagined that they were once mercenaries fighting alongside the Empire army of Ostermark when a Chaos invasion swept down from the north. Only a few men survived the devastation and when they returned with reinforcements they assumed that the Ogres had either fled or perished in the fighting. Far from it. Having seen the raw power of Chaos, the Tyrant led his Ogres north to see what the Chaos Gods had to offer his warband.

Over time the Ogres mutated and the taint of Chaos spread throughout the army. Each of my main units has been 'chosen' by a different Chaos God, which gave me the ▶






2

- 1 The Firebelly, Zor'ead Warpscorched, represents the Chaos God Tzeentch in Owen's army.
- 2 The Slaaneshi Ogres were converted using Daemonette claws and spines from the Chaos Spawn kit.
- 3 The Tyrant, Terrog Throatsplitter, is a Forge World Chaos Ogre miniature. He joins an imposing unit of Ironguts dedicated to Khorne.
- 4 "Each of my Mournfang Cavalry is heavily converted and represents a different Chaos God," explains Owen. "The Nurgle mount is made from a Jabberslythe, the Tzeentch one is a Cockatrice and the blood-covered Slaaneshi one started life as a spare tail from a Trygon. They were great fun to convert and paint."



4



- 1 The Scraplauncher is pulled into battle by one of the mutants that normally carries the Chaos Warshrine. The other mutant has been turned into a Maneater tainted by Nurgle.
- 2 "I converted both of my Ironblasters to make them look significantly different to each other. One has the chassis of a Plagueclaw Catapult, while the other has been converted to look as though it has just fired. The muzzle blast has been made using clump foliage with assorted scrap rammed into it, including a warhammer."
- 3 "My two Thundertusks are the centrepieces of my army," says Owen. "I converted one of them using the tusks that come on the Ironblaster to give it an older, more battle-worn feel."

► opportunity to convert all the miniatures to a unique theme. My Slaughtermaster, Boregob the Bloated, is dedicated to Nurgle and accompanies a plague-ridden unit of Ogres into battle. The Battle Standard Bearer, Gristleatt Smileslicer, and his regiment have been chosen by Slaanesh and many of them sport claws, tentacles and, in the case of the unit champion, a snake-like tail converted from the Cockatrice. With a large number of models built, I decided to enter them into last year's Armies on Parade competition, and built a display board that featured them smashing their way through an Empire town. You can see some of the defenders – men of Ostermark, their former allies – hanging from banners throughout my army.

I have continued to add new units to my horde such as the Dragon Ogres (which I use in Storm of Magic battles) and my new favourite unit, my heavily mutated Mournfang Cavalry. I'm thinking of continuing the Chaos theme with my next army too: Daemons of Chaos. **DH**





JERVIS JOHNSON



In his column this month, venerable games designer Jervis Johnson sheds some light on how he comes up with rules for new Citadel miniatures that make them fun and evocative to play with during a game.

I've recently been doing quite a lot of work on the Altar of War mission books that are available for the iPad. For those of you that haven't come across these yet, they are small sets of Warhammer 40,000 missions, themed around the way particular armies fight. So Altar of War: Space Marines has six missions that reflect the type of battles that Space Marines are often called upon to fight, such as being used as an elite assault force to spearhead an attack, or landing behind the enemy front line to launch a surprise attack.

As long-time readers will know, I love this kind of thing, much preferring to have a wide variety of game scenarios to choose from. I find it makes games much more varied and provides a greater challenge because I have to try out new tactics in order to win. However, that isn't what this month's column is about. You see, one of

the things that every Altar of War mission includes are some special rules to be used with the mission, which reflects its unique nature and background. For example, the Space Marine surprise attack mission has special rules representing the fact that the Space Marines are landing from orbit, and that their enemy is fighting on their home ground. As I've been writing special rules for new Altar of War missions, it's made me think about what works as a rule and what does not, and that in turn has made me realise that, although what I do most days is invent rules, I rarely talk about the process in my columns. So, I thought I would talk about how I come up with the special rules in our Altar of War missions.

Before I get started proper on this, I should explain one more thing, which is that rules writing, like any other set of skills, is an evolutionary thing; you learn by doing, and seeing what works well. Over time, the exact criteria I use when writing my rules has grown and changed slightly, and although the basic principles remain much the same, I now place greater importance of certain aspects than I might have done in the past. So, what follows represents a snapshot of my thinking on the subject at the present time. With that caveat out of the way, here are the three things I consider when I write a rule:

1. It needs to be *evocative*. By this I mean it needs to reflect the background, not be written as a rule for its own sake.
2. It needs to be *fun*. By this I mean it needs to add to the enjoyment of the game, not be something mundane.
3. It needs to be *clear*. And by this I mean its mechanical effects need to be straightforward to understand.

I'll drill into those three things a little more below, but before I do, it's important to point out that they can often be in conflict with each other. It's easy to come up with a clear rule, for example, but much harder to create a clear rule that's fun and evocative. On the other hand, it's easy to come up with a rule that evokes the background, but doing so in a way that's fun and clear

can be challenging. Over the years I've placed more emphasis on one or other of these aspects, but my feeling now is that all three are equally important, and that the trick is to balance them with each other. This requires some compromises, but for me at least, having to work within constraints like this is what makes my job so much fun: it's like a series of little puzzles I have to solve, and I love puzzles!

“A rule needs to be fun. By this I mean it needs to add to the enjoyment of the game, not be something mundane.”

The place that I start with any rules is the background, or when writing rules for a Citadel miniature, with the miniature itself. Doing this will usually give me a little shortlist of things that I would like any associated rules to reflect – or, in other words, things I can evoke. When I started out, I would have stopped there and written rules for all of the things on my shortlist, but over time I have learnt that doing so can create rules that lack clarity and are not all that much fun to use, so now I use my shortlist as a starting point.

So these days, my next step is to go through my shortlist and pick out things that will be fun to use in a game. This is where things start getting interesting. There are usually a few ideas that, while being evocative, don't really pack enough punch to warrant writing a rule for. For example, while the fact that a model uses bat-like sonar in order to see things is fascinating, it isn't the kind of thing that generates fun rules. This leads to my second criteria, which is that it is better to have a few really fun rules, than lots of little minor ones. One other thing I have learnt to watch for are what I call 'gotcha' rules; these are rules that stop your opponent from doing something fun, like denying them the use of a special ability or a cool tactic. Although such things are

often justifiable in terms of the background, they are the very antithesis of fun in a game, as they tend to stop one player doing something they have been looking forward to. In such circumstances I will first try to see if I can turn the rule on its head, so that instead of stopping the opponent doing something, it allows you to do something as well.

At this stage my shortlist will have been narrowed down to a handful of things I'd like to write rules for. The next step is to actually write the rule itself. Now, on the face of it, it would seem that writing a clear rule for something fun and evocative should be quite easy, but years of experience has taught me that it is anything but. In a nutshell, something that seems crystal clear to you can prove annoyingly opaque when it gets out into the real world. I have learnt to watch for rules where the idea is a simple one, but the rule required for it is very long, and if the rule requires a long list of caveats at the end. Overly long rules are almost invariably a sign of a mechanic that does not sit well with the core game mechanics, so if a rule requires a lengthy explanation I almost always end up going back to the drawing board and see if I can achieve the same effect in a different way. If a rule requires more than one caveat I will look at it askance, and see if I can come up with something more straightforward. At the end of this process, I should have generated a small set of evocative and fun rules that are clear and easy to use. Well, that's the theory anyway!

And on that note I will leave you for this month, as I am fast running out of space. I will return to this subject again next month, where I will show you how these principles work in practise.

Jervis Johnson is a 30-year veteran of games development and has had a hand in the design of most of our classic games.

BATTLE REPORT

AND THEY SHALL KNOW NO FEAR

Among the shattered ruins of Defence Bastion Seraphax, the Black Templars battle against the Death Guard and their Chaos Daemon allies in a bid to recover the remains of a fallen Imperial hero – will the body of Marshal Armante be delivered or defiled?



Adam: There's no bigger fan of Space Marines in the White Dwarf team than Matt and he was only too eager to volunteer his services for this month's battle report – offering his Imperial Fists, Ultramarines and Black Templars armies as potential candidates. With so much choice on offer, we let him pick, and he went straight for his favourite of all Warhammer 40,000 armies: the Black Templars. For an opponent we considered the multifarious xenos armies around the office, but in the end Andrew and I claimed the honours with an unholy Chaos alliance.

Matt even has a fallen Black Templars model in his collection, so we decided to use it as the centrepiece in the Relic scenario, and the beginnings of a story began to form on the tabletop... The world of Arthas has been overrun by the legions of Nurgle, and but for the Black Templars it would be lost already. A stubborn crusade force remains, unwilling to yield the site of a terrible battle to their foes until they recover the remains of Marshal Armante. As both forces converge upon the bloodstained ground, victory will be won by he who claims the Marshal's body.

The Black Templars of the Lastrati Crusade prepare to scour the Death Guard and their infernal allies from Defence Bastion Seraphax.



BURN THE WITCH



Matt is a veteran of scores of battle reports, almost all of which have been fought using a Space Marine force of one stripe or another.

Matt's Centurion Devastator squad boasts the most firepower in his army. He's hoping they'll be able to blast Andrew's army apart.

The launch of new Space Marines kits is always an exciting time for me and doubly so when I get to add all the new stuff to the collection of my favourite Chapter, the Black Templars. If you've been following This Month in White Dwarf over the past few months you can't have failed to notice that I've been slowly adding extra units and tanks, which has culminated this month with the addition of the new Sternguard, Centurions and Hunter.

Over the 15 years I've been collecting Black Templars the core of my army hasn't really changed. My 15-strong Crusader squad accompanied by the Emperor's Champion and mounted in a Land Raider Crusader has vanquished many a heretic over the years.

Having played both Andrew and Adam's Nurgle forces quite recently I know of their lack of long-ranged firepower, so I plan to create a firebase to hammer them from afar. In the White Dwarf bunker there's been quite a lot of discussion as to how deadly the Centurion Devastators grav-cannons are, given that they roll to Wound against a target's armour save; this has led to some impromptu practice dice rolling (particularly from Jes) pitting them against different types of units. It's time to put the theory into practice, however, so I've



painted a unit of three. Alongside them I've also got two Crusader squads armed with bolters and heavy weapons as well my fire support Dreadnought.

Andrew always takes his Heldrake so it would be stupid of me not to take at least one Stalker or Hunter. After a bit of deliberation I've opted for the Hunter. Even if you miss there's a good chance you'll hit your target in a subsequent turn thanks to its homing missile. Plus the huge launcher looks amazing.

Since Death from the Skies came out I've been using a Stormraven in all my games, usually deploying my Assault Terminators and a Dreadnought into the heart of my opponent's lines. For this game I'm going to try something a little different by putting my freshly painted Sternguard in it instead. I should be able to drop these off where they are most needed, their special ammunition enabling them to take on a range of different targets. Of course the risk is that I fluff my reserve rolls and they turn up too late.

Lastly, I've taken my Assault Marines led by a Chaplain to help out in any assaults or to head off anything trying to get through to my firebase.

The plan for the game is simple: shoot anything that gets too close to the objective and then hopefully snatch it later on with one of my Crusader squads.

I'm very keen to see how the new grav weapons get on; I figure they will be most effective against anything in power armour (or Terminator armour for that matter), which means I'll just have to use my plethora of flamers and the Sternguard's special ammunition against the Daemons. As for what I'm most worried about, I know I will be up against at least one Daemon Prince but I don't have any really powerful characters to take them on. I'm also afraid of the Heldrake, as it'll get a turn to cause havoc upon my Black Templars before I can deal with it.



THE LASTRATI CRUSADE

HQ

Brother Horst, The Emperor's Champion
140 points

Chaplain Ferdinand
Chaplain with plasma pistol, melta bomb and jump pack.
125 points

TROOPS

Crusader Squad Volkard
10 Initiates with chainswords, bolt pistols, grav-gun, 5 Neophytes with bolt pistols and close combat weapons and Sword Brother with power fist.
240 points

Ironstorm
Land Raider Crusader with multi-melta.
260 points

Crusader Squad Friedrich
8 Initiates with bolters, plasma gun, missile launcher with flakk missiles and Sword Brother with power fist.
187 points

Crusader Squad Oswin
8 Initiates with bolters, plasma gun, plasma cannon and Sword Brother with power fist and combi-grav.
192 points

FAST ATTACK
Squad Konrad
10 Assault Marines with 2 flamers and Sword Brother with power fist.
215 points

ELITES

Sword Brethren
10 Sternguard Veterans with heavy flamer, 2 combi-gravs and Castellán with grav-pistol, power sword and melta bomb.
295 points

Brother Laurenz
Dreadnought with assault cannon and heavy flamer.
130 points

Brother Albrecht
Dreadnought with missile launcher and twin-linked lascannons.
135 points

HEAVY SUPPORT

Spear of Vengeance
Hunter.
70 points

Squad Ignatius
3 Centurions with missile launchers, grav-cannons and grav-amps.
280 points

Dorn's Fury
Stormraven Gunship with twin-linked multi meltas and hurricane bolters.
230 points

TOTAL 2499 points

SUMMONING THE TIDE OF FILTH



Andrew: It's always a pleasure playing a game against Matt – he's probably my most regular opponent, and we always have a great game. He does usually beat me, however; a state of affairs that I've long ago reconciled myself to.



Andrew and Adam have teamed up a few times now – although more often than not they take a beating.

Andrew has not only borrowed Adam's Chaos Daemons as part of his allied detachment, he's also borrowed Adam to lead them into battle.

Whenever I muster my Death Guard, it's always around the same reliable core: a Daemon Prince, a unit of Terminators, a unit of Possessed, at least one unit of Plague Marines and a large unit of 14 Chaos Space Marines, all upgraded with the Mark of Nurgle. The Daemon Prince, Terminators and Possessed hit incredibly hard so will make for the centre of Matt's army, while the Plague Marines and Chaos Space Marines form a fairly intractable fire base to hold any objectives. As well as being thematically appropriate to the scions of decay, the Mark of Nurgle makes everything that little bit tougher.

I'll almost always take a Daemon Prince in a game (I have such fun rampaging around the battlefield with the Fly Lord, it must be said), but my second HQ choice is always that little bit harder to make as I love all the characters in my collection. In the end I settled on my Chaos Lord, Malek Vos. He's fairly hard in a fight, especially with the Murder Sword, which should give him the edge against any of Matt's

characters – even the Emperor's Champion. But the real reason he's in the army is that he makes all my Plague Marines into Troops, and because of that I'm throwing another unit of Plague Marines in along with him.

One thing the army lacks is much in the way of anti-tank weaponry, so I've added in a Helbrute with a multi-melta, as well as a scattering of meltaguns, power fists and chainfists wherever I can squeeze them in too. The Helderake should help in this regard too – his normal targets are big, bunched-up units of power-armoured troops, but he's killed close to half a dozen Dreadnoughts in his time too. I'm hoping he'll be able to repeat that trick again against one of Matt's Dreadnoughts today.

Adam: It's always a joy to unleash my Daemons, and Andrew and I have had quite a lot of fun teaming up recently with my Nurgle Daemons and his Death Guard army. I'm not saying we make for a super effective combination, but it's a really characterful alliance, and we reckon we can give Matt a run for his money.

For my part in the force, I'll be taking a pared-down version of my larger Chaos Daemon army – with my Herald of Nurgle, Festerguts, along with two units of Plaguebearers. One of these will deploy with Festerguts, who gives them the Feel No Pain ability (making them very durable) and the other will quietly wait in the Warp along with the Slathertoads – my unit of Beasts of Nurgle. Thanks to the Plaguebearers' Instrument of Chaos, if they arrive by reserve, the Slathertoads will immediately be available too. Finally, I'm including Sourbile's Flystrike, six Plague Drones, which are the baddest killers in my army. My plan with these is to get stuck in quickly, while the rest of my army advances on the objective.

If we can get to the objective first, I'm fairly sure we can hold onto it with all our tough, resilient troops. The question is whether we'll be able to survive the counter-attack.





THE SCYTHE OF PURGATION

HQ

Lord Malek Vos
Chaos Lord with Mark of Nurgle, Terminator armour, Murder Sword and Gift of Mutation (+1 Initiative).
150 points

The Fly Lord
Daemon Prince of Nurgle, power armour, Mastery Level 1.
195 points

ELITES
The Poxridden
5 Possessed with Mark of Nurgle.
150 points

The Deathshroud
5 Chaos Terminators with Mark of Nurgle, Aspiring Champion with power fist and combi-flamer, chainfist, combi-melta and heavy flamer.
181 points

Pustulent Fury
Helbrute with multi-melta.
100 points

TROOPS
Purgatory Squad
7 Plague Marines with meltagun and Champion with power fist.
193 points

Perdition Squad
7 Plague Marines with plasma gun and Aspiring Champion with power sword.
198 points

The Quarantined
14 Chaos Space Marines with Mark of Nurgle, flamer and Aspiring Champion with power sword.
264 points

The Misbegotten
14 Chaos Cultists.
78 points

FAST ATTACK
Poxdrake
Heldrake with baleflamer.
170 points

ALLIES
Festerguts
Herald of Nurgle with Greater Locus of Fecundity.
70 points

The Festering Brothers
15 Plaguebearers with Icon of Chaos and Plagueridden.
150 points

The Maggot Kin
15 Plaguebearers with Instrument of Chaos and Plagueridden.
150 points

The Slathertoads
4 Beasts of Nurgle.
208 points.

Sourbile's Flystrike
6 Plague Drones with Icon of Chaos, Instrument of Chaos, Plaguebringer and death's heads.
312 points.

TOTAL 2579 points

SCENARIO AND SET-UP

- 1 The corpse of Marshal Armante is the primary objective for the game.
- 2 Matt's reserves; the Sternguard and Dreadnought are both deployed in the Stormraven Gunship.


Adam: Since we knew we were playing the Relic mission, we set about creating a battlefield that would give us a fun and challenging game. Matt and Andrew began to create Defence Bastion Seraphax (A), with a mixture of blasted and scarred buildings and craters and the remnants of an Imperial Defence Network. We placed the shattered aquila from the Honoured Imperium scenery kit, in the middle of the board with Matt's fallen Black Templar upon it (B) – with plenty of fortified terrain

around it. We rolled for deployment areas, scoring Vanguard Strike, and Matt earned the privilege of deploying first.

Matt centred his army around the Skyshield landing pad at the north of the battlefield (C), with two Crusader squads and a Dreadnought holding it. The Centurion Devastator squad and Hunter held his right flank, while the Land Raider and Assault squad guarded the other (D). For our part, Andrew and I deployed our



2



army as far forwards as possible, leaving only a 24" dead zone between us and the Black Templars. After a little squabbling, we realised we should have put my Daemons front and centre so they were closer to the objective and able to absorb firepower, but the mistake was ours, and we had deployed in a big line-abreast formation.

Whichever side had possession of the slain Black Templar objective at the end of the game would score 3 Victory Points, with bonus points for First Blood, Linebreaker and Slay the Warlord.



OPENING MOVES

Where the Black Templars unleash a storm of firepower, into which the Chaos horde advances.

Matt: My plan of action was very much to play the long game in this battle, so in my first Movement phase, I only advanced enough to improve my position and bring my big guns to bear. This meant bringing the Centurion Devastator squad into range of Andrew's nearest Plague Marine squad and driving my Land Raider Crusader forwards a little, providing some mobile cover for my Assault squad.

The shooting from the Centurions was everything I had hoped for, as they scythed down six Plague Marines in a single volley. My Land Raider whittled away a few Chaos Cultists with its hurricane bolters and, more importantly, lent its fire to the Crusader squad with the missile launcher and my Dreadnought to blow Andrew's hulking Helbrute to kingdom come. Not a bad opening salvo, all things considered – Adam and Andrew were certainly paying attention now.

Andrew: I've been listening to Matt banging on about how good his Centurions are all week now, but hadn't really put much stock in it up till now. But their grav-cannons just chewed up a whole squad in one volley – ouch! And if they're that nasty against power armour, I dread to think what they're going to do when they fire at my Chaos Terminators – To Wound rolls on a 2+, with re-rolls thanks to the grav-amps, is just going to wipe me out. As a result I kept my Terminators as far away from the Centurions as possible, moving through the ruins in an attempt to flank Matt's force – or to prevent his Assault Marines from doing the same to us.

Our eyes remained on the prize, however, so we continued to plough forwards towards the objective, hoping to provide Matt with too many targets to choose from. The Cultists even reached the aquila after running, although I had little confidence that they'd be there by the end of Matt's next turn. Various run moves across the board kept our shooting to a minimum. ▶



1




2

- 1 Squad Ignatius advance down the hill and open fire on Purgatory Squad. Their grav-cannons easily crush six of the traitors with the mass of their own armour.
- 2 The Deathshroud advance into the ruins with their Lord, Malek Vos – hoping to flank the Land Raider and Assault Squad.
- 3 The Misbegotten stream forward and jubilantly clamber onto the sullied Imperial eagle, hoping to lay claim to the corpse of Marshal Armante.



3



4 The Festering Brothers and Sourbile's Flystrike realise they probably should have started closer to the objective. While the Festering Brothers begin the long, shameful shamble towards it, the Flystrike take a different route, soaring over the Wall of Martyrs to approach the Crusaders. Note also, the sole survivor of Purgatory Squad, wisely hiding behind the rotting horde of Plaguebearers.

5 At the end of the first turn, the battlefront shows the objective within the grasp of the Chaos Cultists. You can also see Andrew's Possessed and Chaos Terminators hoping to ambush Matt's Black Templars if they rush forwards.



5

► **Matt:** In their turn, Adam and Andrew only managed to kill a single Assault Marine, so even though my Stormraven, containing the rest of my reserves, didn't arrive this turn, I was still feeling buoyed up as I launched my main offensive. Ironstorm surged forwards and disgorged my massive Crusader squad, complete with the Emperor's Champion, while Chaplain Ferdinand and the Assault squad leapt up beside them. In a blistering salvo I slaughtered all but two of the Cultists on the objective, leaving the survivors to flee like cowards while Ironstorm unleashed a wall of bolter and assault cannon shells into Andrew's 14-strong unit of Chaos Space Marines, killing five. The Land Raider Crusader was bolstered by the Centurion Devastator squad, who once again pulped five more heretics. Other shots came in from my Dreadnought and Crusader squads, nibbling away at the Chaos Space Marines, but the main event now was the charge as the Emperor's Champion led Crusader squad Volkard against the Possessed, wiping them out.

Andrew: After that turn I was left wincing once more – Matt was picking my army apart squad by squad. Luckily all of our reserves arrived this turn.

I had a counter-attack planned this turn, opening up with the Chaos Terminators against the tightly packed Crusader squad, a combination of flamers and heavy flamers killing five. The Chaos Lord, Terminators and Daemon Prince then charged the Crusader squad – possibly overkill, but I needed them dead. The Chaos Lord killed the Emperor's Champion – the target of his Murder Sword – in a challenge, but the Chaos Gods deemed it an Unworthy Offering, while the Daemon Prince killed six Black Templars and the Terminators finished the unit off.

In the centre of the board the Heldrake hit most of the Assault squad with its baleflamer, killing seven but still leaving three and the Chaplain alive. The Plague Drones tried to take out the Hunter – which had moved between them and the Centurions – but could only take off a single Hull Point.



1



2



3

- 1 As the Land Raider Crusader, Ironstorm, disgorges Crusader Squad Volkard, Chaplain Ferdinand and his Assault squad sweep the Cultists from the objective.
- 2 Squad Volkard and the Emperor's Champion take on the Poxridden as Andrew's Daemon Prince looks on. The Emperor's Champion easily slays the Possessed Champion with a single sweep of his Black Sword.
- 3 Much to the chagrin of the Misbegotten, Assault Squad Konrad has two flamers, spelling their certain doom.

Heldrake Inbound

- Andrew's Daemon Engine, the Poxdrake, arrives in Turn 2, soaring onto the battlefield and heading straight for Assault Squad Konrad.
- The baleflamer is duly unleashed on the Assault Marines, scorching seven of their number to death.



4



5




6



7

- With Matt using the Hunter as mobile cover for the Centurions, Sourbile's Flystrike attack it instead – only causing a single glancing hit.
- Malek Vos faces off against the Emperor's Champion, slaying him with the Murder Sword.
- At the end of Turn 2, the battlefield is looking far messier. Note the mischievous Slathtoats clambering about on the Skyshield Landing Pad.



8

MIDGAME

Where the Black Templars press their attack, and fire rains from the skies.


Matt: Well, the fight was really on now – but thankfully my reinforcements had arrived, with the Stormraven delivering the Sternguard and Dreadnought. I pulled the Hunter back up the hill now that the Helderake was in play, and unleashed a skyspear missile at it. This shot answered a lot of questions we had about how good the Hunter was, as it blasted the Helderake to pieces in a single shot, bringing the wreckage crashing down to kill two Plaguebearers and a Plague Marine.

Elsewhere the bloody work continued, as the Centurions wiped out all of Andrew's Terminators. I also killed a couple of Adam's Plague Drones with fire from the Sternguard, Crusader squad and newly arrived Dreadnought. Finally, my Assault Marines took on the Plague Drones in combat, which proved to be a mistake. Though they took two Wounds, they wiped out my Assault Marines, Chaplain and all. The Dreadnought charged the Slathertoads on the landing pad, at the very least tying them down for the rest of the game.

In their third turn, Adam and Andrew finally dealt with my Centurions, killing two with concentrated firepower, causing the survivor to flee. The Plague Drones still managed to charge him, killing him in the fourth turn.


Andrew: So, we finally managed to deal with the Centurions, although after three turns of shooting Matt didn't really need a fourth with them. In Turn 4 the Sternguard picked up where the Centurions left off, wiping out the Maggotkin. The Crusader squads targeted the Festering Brothers, and killed a few too.

Our own turn was less impressive. My Daemon Prince merely stunned the Land Raider with his Smash attack and (in a show of poor dice rolling that was frustratingly consistent) the Plague Drones failed to charge the Sternguard.




1 Dorn's Fury soars onto the battlefield to deliver reinforcements to the Black Templar's army. Matt risks the Skies of Fury to deploy his models in the turn it arrives, but he suffers no ill effects.

2 Once again the Centurion Devastator squad show their mettle, this time turning their ire towards Andrew's Terminator squad. The sound of armour compacting under intense gravity heralds all five of them being crushed to death.



2



3


The Helderake Hunted

3 The Hunter takes aim with its skyspear missile launcher...

4 ... And destroys the Helderake. The wreckage hits the nearby Plague Marines, killing one.



4




5



6



7



8



9

5 The Plague Drones hurl death's heads at the Centurion squad which, combined with bolter fire from their allies, manages to kill two. The remaining Centurion fails his Leadership test and flees.

6 The Flystrike catch up with the last Centurion beside the Skyshield Landing Pad, and proceed to beat him to death.

7 In Turn 3, Adam attempts to charge the Sternguard with the Maggotkin, but falls woefully short on his charge roll. As a result, the Sternguard and Dreadnought annihilate the Maggotkin in a storm of dragonfire rounds and heavy flamers.

8 The sole survivor of the Quarantined clammers onto the shattered Aquila, attempting to claim the corpse of Marshal Armante – but Matt's Crusader squads have other ideas.

9 At the end of Turn 4 the Black Templars remain strong, with a firebase on the Skyshield Landing Pad and the counter-attack force in the Sternguard and Dreadnought by the Wall of Martyrs.

ENDGAME

Where the forces of Chaos make their final play for the objective, and the battle is won and lost.

Matt: The game was drawing to a close, and a quick tally of Victory points showed I was behind – so I sent out Crusader Squad Friedrich to try and get close enough to the objective, although I had left it so late that the game would need to run into six or seven turns. The rest of my turn was spent pouring fire into the Plaguebearers (killing five), and wiping Andrew's Aspiring Champion off the objective. I also wounded the Daemon Prince that was battering my Land Raider.

Adam and Andrew's turn was pretty short. The Plague Drones and Chaos Lord charged Squad Friedrich (so much for them making it to the objective), and Malek Vos not only won his challenge against the Sword Brother, but ascended to Daemonhood – recovering his lost wounds and dooming my Crusader squad.

Andrew: That's the second game in a row that I've rolled Dark Apotheosis on the Chaos Boon table. Malek Vos – my Warlord – had been one Wound away from handing Matt a victory point, but I felt confident that as a Daemon Prince he'd likely survive to the end of the game.

At the start of Matt's sixth turn, we were winning 2-1, and Matt was faced with something of a dilemma. His Sternguard were a run move away from our deployment zone, so could claim a victory point for Linebreaker if they rolled well enough, but my Plague Marines were closing in on the objective, which really would seal the victory for us. In the end he opted to shoot everything – Sternguard combi-gravs and all – at Perdition Squad, but I got lucky with my Feel No Pain rolls and three survived.

Matt needn't have worried about finishing them off, however, as I rolled a 2 for their difficult terrain roll, so they failed to reach the objective anyway! The new Daemon Prince finished off the Crusader squad, and with that the game ended.



1 Malek Vos thunders into the Crusader Squad, where he is challenged by Sword Brother Friedrich – the Chaos Lord kills him in a gory display of strength...

2 ... And is rewarded by the Dark Gods with his ascension to Daemonhood – as Andrew rolls 66 on the Chaos Boon Table, Malek Vos becomes a mighty Daemon Prince.

3 Turn after turn the Sternguard hammer the Chaos forces with their specialised munitions, using dragonfire bolts to pepper the shrouded Plaguebearers.

1



2



3



4



5

4 After several rounds of the Fly Lord ineffectually swatting at the Land Raider, Ironstorm mows the Daemon Prince down with a concentrated burst from its hurricane bolters.

5 With his followers shot to bits by the Sternguard, Festerputs decides enough is enough and turns around to charge them – ending up in a massive brawl.

6 At the end of the game, the objective lies unclaimed, and both sides are terribly bloodied. While the Black Templars appear to hold the field, have they won?



6

OBJECTIVE UNCLAIMED: CHAOS MINOR VICTORY!

HIGHLIGHTS OF THE GAME

*The battlefield is a wasteland of corpses and craters.
What were the highlights for our players?*



Our three participants have had a chance to shake hands, get a cup of tea and survey the carnage from their game.

Andrew: Well, I for one learned that you've got to hit the Centurion Devastator squad early in the game – they slaughtered one of my units every turn until we got to grips with them.

Matt: I thought you might say that, which is why next time I play, I'll be taking more of them. I want a unit of six, all with grav-cannons and missile launchers. It's possible that the Centurions were actually too effective, in a way. I got so carried away crushing all the Chaos Space Marines, I didn't really advance on the objectives. Imagine what a mess they will make of other armies too: Crisis Battlesuits, a Riptide or Eldar Wraithknight? The possibilities are endless.

Adam: It was certainly interesting watching them lay waste to everything in armour, but I didn't have any armour, so I wasn't unduly worried. My Dark Angels, on the other hand, would be abjectly terrified of them. But my Daemons suffered most from the Sternguard and their various ammunition types.

Andrew: I think, although they were undeniably effective, Matt used the Sternguard in the wrong place. If they had

gone for the centre of the battlefield instead of the flank, you could have wiped the Chaos Space Marines out completely.

Adam: It's easy for you to say that... they killed all of my Plaguebearers. Nurgle isn't happy with them: there's going to be a reckoning some time soon.

Matt: I was worried about the Plague Drones, and I think the Sternguard proved to be an antidote to them.

Andrew: The Hunter proved its worth in the game too – and before the game we were really interested to see what it would do. It's limited to one, very specific function – and it carried it out really well, killing my Heldrake with a single shot, but once it had done that, it didn't really have much effect on the battle.

Matt: I agree. If I know my opponent is taking a flyer as dangerous as a Heldrake or Stormraven, taking a Hunter is logical. But there are a lot of situations where it would be preferable to have a Predator Annihilator, which could have engaged ground targets too.

Adam: What was interesting is that, even though it was your first outing with the new Space Marines, the game was a very close run thing. What do you think was the deciding factor, Matt?

Matt: My firebase, really. While it completely prevented you guys from getting to the objective, keeping it stationary stopped me from seizing the objective for myself. Looking back, I might have been better off holding back the Land Raider Crusader and Assault squad until I had worn down your force a little more... but I hadn't realised how much I could have relied on the Centurion Devastator squad. Knowing then what I know now, I'd have pummelled the Chaos Space Marines for another turn and then swept the centre clear on Turn 3 or 4. ☠

THE POST-BATTLE REVIEW

A trio of pundits comment on the game: Space Marine Codex author Robin Cruddace, Chaos Space Marines author Phil Kelly and White Dwarf Editor Jes Bickham.



Robin is not only the author of Codex: Space Marines, but also the owner of a rather sizable army of Howling Griffons Space Marines too.

When the bolter shells are flying, it's easy to forget about the objective. I suspect there was an element of this during the game; Matt, busy blowing apart every Chaos unit, seemed to forget to advance towards the relic before it was too late. While it's easy to put this down to an error on Matt's part, I think Adam and Andrew engineered the situation. By running up to the relic on Turn 1, the Chaos players took the initiative. Matt then constantly had to eliminate whichever Chaos units were about to secure the relic – a job he could achieve best by standing still and scouring the foe with obscene amounts of firepower.

By always positioning their units to threaten the relic, the Chaos players did a subtle job of pinning the Black Templars until it was too late. I'm loathe to praise any servant of the Dark Gods, but Andrew and Adam played a clever game, leaving Matt with a tough choice to make in the last turn of the game: run with his Sternguard and perhaps earn a draw, or shoot at the Plague Marines who had a chance of grabbing the relic and securing a major victory. In the end Matt made an all-or-nothing decision, a fitting choice for any Space Marine, but alas the Dice Gods cared not and the day belonged to Chaos.



As author of Codex: Chaos Space Marines, Phil Kelly knows a thing or two about eternal damnation.

The first time I faced Matt's Black Templars was back in the year 2000, and we've fought many times since. In typical Black Templars style, Matt got a bit carried away with all the killing and the maiming and it ultimately cost him the game when he fell short of his objective.

stuff. I must admit I did cheer when I saw the Emperor's Champion impaled on the Murder Sword – a death fit for a Primarch!

Still, the game was full of epic moments. The Devastator Centurions crushed the Chaos Terminators like spikey cockroaches, the Chaos Lord was rewarded with daemonhood, and the Hunter played St. George to the Helderake's dragon. Great

A lot of the skill to Warhammer 40,000 is ensuring that each of your units faces the right foe. Grav-weapons are ace against heavy infantry, for example, but not much cop against hordes. Now more than ever, the noble Space Marines have the tools to deal with their traitorous brethren. I for one am looking forward to another round of the Long War. Time to unchain my Daemon Engines, I think...



Jes listened to much of the combatant's pre-game banter and was eager to see how things turned out...

As Matt notes in his army introduction, we did a lot of fun pre-game dice rolling to theorise just how good some of the new Space Marines are... and the Centurions certainly didn't disappoint! They're fantastic models, super-tough in the game, and grav-cannons are a terrific bit of kit; in short order they'll be rightly feared the universe over by well-armoured troops. They've certainly got all my Tyrannid Monstrous Creatures looking over their shoulders in concern. Matt used them to terrific effect, crumpling power-armoured traitors left, right and centre.

Beyond that, the game was a massacre for both sides and victory was very nearly in Matt's grasp; the only minatures left on the table on the Chaos side at the end of the game were three Plague Marines, a Daemon Prince, three Plague Toads and two Plague Drones. As Matt himself notes, his firebase was at once his biggest asset and most serious drawback. But no matter, for this was a terrific battle to witness, and proves that the Space Marines are a mightier foe than ever to the enemies of the Emperor. May heretics and aliens everywhere quake in fear!

PARADE GROUND

WARHAMMER THRONE OF SKULLS

Back in April, Glenn and Erik attended the Warhammer Throne of Skulls hobby event at Warhammer World, where they rounded up some of the finest painted miniatures to show off in this special Parade Ground.



1



2



3



4



5

- 1 The bones on Ian Matthewson's Terrorgheist have been painted a gleaming white. The subtle blue shading makes them stand out strongly, and gives them an eerie appearance.
- 2 Vampire Counts Terrorgheist, painted by Ian Matthewson.
- 3 Forge World Great Unclean One, painted by Colin Viall.
- 4 Vampire Counts Wight Lord, painted by Doug Cameron.
- 5 Vampire Counts Necromancer, painted by Doug Cameron.



1



3



4



- 1 Forge World Nurgle Bile Trolls regiment, painted by Colin Viall.
- 2 Converted Daemons of Chaos Herald of Nurgle, painted by Colin Viall.
- 3 Orcs and Goblins Orc Big Boss with Battle Standard, painted by Mark Wildman.
- 4 Orcs and Goblins Savage Orcs Mob, painted by Gareth Hamilton.

2



- 1 Dark Elf Shades diorama, painted by Dan Seymour.
- 2 Dark Elf Cold One Knights, painted by Dan Seymour.
- 3 Converted Dark Elf Chariots, painted by Dan Seymour.
- 4 Converted Goblin Wolf Chariot, painted by Gareth Hamilton.



1



3



2



4

- 1 Wurrzag da Great Green Prophet, painted by Mark Wildman.
- 2 Classic Vampire Counts Necromancer, painted by Doug Cameron.
- 3 Converted Vampire Counts Hexwraiths, painted by Ian Matthewson.
- 4 Orcs and Goblins Savage Orc Boys, painted by Mark Wildman.
- 5 Vampire Counts Skeleton Warriors, painted by Ian Matthewson.



1



2



4



3



5


RESEARCH FACILITY ALPHA-IX

This month **Battleground** examines the snow-bound Adeptus Mechanicus research facility made for Apocalypse War Zone: Damnos. Chris Peach, the board's creator, explains it all.

Darnos is a world locked in perpetual winter. Thick sheets of ice coat its surface and frigid winds blow shifting dunes of snow across the flat, lifeless landscape. Chris Peach, one of the Design Studio's army painters, volunteered to create this frozen battlefield upon which the forces of the Imperium and Necrons do battle.

"The story behind this board is that it is an Adeptus Mechanicus research station, abandoned when the Imperium was ousted from Damnos 25 years previously," Chris says. "The idea of a heavily industrialised facility, shattered by war in the past, and then left alone in the snow and ice for two and a half decades was very appealing."





"Beneath the ice-crust of Damnos is the surface of an ancient Necron World. For the surface of it, I used Modular Movement Trays to create a ceramic tile effect across low-lying areas," says Chris. "The patterns are painted by hand, based on the designs found on the Necron transfer sheet."



"A raised walkway spans the battlefield," says Chris. "This is made from a Cities of Death building and struts from a Skyshield Landing Pad."



▶“My first mission with this terrain set was to detail and paint the Realm of Battle Gameboards, which actually was fairly simple once I decided on a method,” Chris explains. “First I paved over the flat areas with Modular Movement Trays to represent the actual surface of Damnos. Phil Kelly – the author of War Zone: Damnos – and I had a fun conversation about how beneath the millennia-thick layers of snow and ice lies an ancient Necron planet. The snow scheme on the board was simply two coats of spray paint, the first of Chaos Black and the second of Skull White.

“The terrain is made from Citadel kits, with an emphasis on the Manufactorium buildings from the Cities of Death range, giving everything a robust, industrial appearance,” Chris says. “I wanted the research station to look like a complete unified complex, so I built plenty of separate elements such as a watch tower, a defence line and pumping station and then tied them together by ensuring they shared common elements and colours. ▶



1




2

1 This watch post was made from pieces from the Manufactorium building, with elements of the Aegis Defence Line for the crenellations. The antennae array is not glued into place, but instead can be removed and swapped with any of the other parts in the scenery set with the same fitting.

2 Chris made this pumping station in reaction to the idea that the Adeptus Mechanicus has bored into the ancient core of the world as a source of power. “I like the idea that, before it was damaged, this pumping station was bringing up warm water, promethium or perhaps something stranger from beneath the surface,” he explained. “It was probably exactly this kind of foolish meddling that awoke the Necrons in the first place.”



"The radar is made from the Imperial Eagle on the Shrine of the Aquila scenery kit," says Chris. "I attached it to a turret from the Fortress of Redemption. It's half practical mechanical function, and half bombastic Imperial display."




"I saved all the spare parts and accessories from the kits I was working on," Chris says. "I then cut them up with plastic cutters to use as detritus and debris on the rest of the scenery."



► “Because I wanted the whole board to look really badly damaged by the first Damnos war, I used a Hobby Saw and Plastic Cutters on the various buildings, which I then detailed using the off cuts as wreckage, as well as spare bits and pieces from the kits I had been using. That’s what gives the model the sense of detritus. The mounds of dirt in the corners of the building are made from Green Stuff modelled into a messy pile and then painted with Citadel Texture paints.

“On the subject of painting, I wanted the buildings to stand out brightly on the snow, and also connect to the traditional red metal of the Adeptus Mechanicus,” Chris says. “So I used a lot of Mephiston Red and a Citadel Spray Gun to basecoat all of the red areas at the same time. I ended up doing a couple of coats for really good coverage and then, when dry, I used a big brush (like you would for walls or doors) to drybrush it all with Leadbelcher and then, weirdly, Pallid Wych Flesh, which tied the red in really nicely with the stark white snow.” **AT**



1

3





2

- 1 "Damaged bunkers show the wreckage from the first war on Damnos 25 years ago," says Chris. "I cut into it with a Hobby Saw and used part of a Moonscape crater to cover over the gaps with an earthy rockslide effect."
- 2 "I used more Moonscape craters to create breaches in the Wall of Martyrs," says Chris. "Having some really big areas of battle damage helps the scenery to tell a strong story. I also painted plenty of barrels and crates from the Battlefield Accessories kit. These, along with lots of detritus and offcuts make the battlefield look like it is a real thing, rather than merely a lifeless surface."
- 3 With their Commissar spurring them on from the roof of a bunker, the Cadian Shock Troopers face another wave of Necron attackers.



CITADEL

HALL OF FAME

The Citadel Hall of Fame is a collection of the finest miniatures in the world. This month, White Dwarf's own photographer, Glenn More, makes a nomination.



ARACHNAROK SPIDER

SCULPTED BY ALEX HEDSTRÖM, ALY MORRISON & COLIN GRAYSON: NOMINATED BY GLENN MORE



White Dwarf's Photo Editor, Glenn has a keen eye for great models, and can talk about them all day long.

Glenn: Since it was released back in March 2011, I have spent many, many hours using the Arachnarok Spider in photographs, both for White Dwarf and also books published by the Studio. Almost everyone is at least a little bit unnerved (if not downright terrified) by spiders, and within the context of Warhammer it doesn't get bigger than an Arachnarok. It's the Warhammer take on a massive spider, so as well as being absolutely horrific, it has a comic charm to it too; old-school Forest Goblins are grinning viciously down from its wicker-work howdah.

Looking at the model from the point of view of a photographer, there is plenty to see – whatever angle you show it from, there is always something going on. The spider's underbelly is writhing with tiny little spiders which appear to be crawling out of crevices and cavities. I have to give a nod to the Forest Goblins too, they are really delightful models full of evil charm. Their size gives the Arachnarok context, in terms of its sheer bulk, and they demonstrate the two key facets of goblins; maliciousness and cheeriness. In my opinion, this is a model for the ages.



1



2

1 "My favourite addition to the model is the withered remnant of the Dwarf webbed up beneath the howdah. This is a tribute to Borri Graniteskin, a Dragon Slayer I sculpted for the Battle for Skull Pass boxed game. It's what happens when you don't get rescued."
– Aly Morrison

2 "The gnarled trees around the Arachnarok's feet are a good example of why I like the model so much. Spider webs, a trapped Goblin, skeletal remains, tiny spiders and even toadstools. Perfect Warhammer madness."
– Glenn More

Aly: I completely agree with Glenn. That might sound arrogant considering I worked on the model, but in my defence, I believe it is the exceptional work put into the model by Alex Hedström that makes it so good. The original concept came from Jeremy Vetock, who had somehow purloined a huge prototype model of a Spider Rider from the old Battle for Skull Pass boxed game, and crewed it with Night Goblins. (You can see it in the Introduction section of the Warhammer rulebook.) That madcap idea set our minds to wandering, and eventually the Arachnarok was born.

Alex sculpted the Arachnarok Spider, and made the basic shape and pose of all the Forest Goblins too, while I designed the howdah and then detailed the Goblin crew Alex had made. It was a very enjoyable collaboration process, and we were joined by Colin Grayson, who did the detailing on the Goblin Shaman. My favourite aspect of the model is the malevolence of the Spider's face. Just looking at the shape of the eyes and mouth, it is immediately arachnid in nature, but also strangely, vulgarly, human too. Alex really did a disgustingly good job. 🕷️



Aly is a wily old veteran of the Design Studio, and has sculpted more models than we've had hot dinners.

ARMOUR THROUGH THE AGES

“They shall be of iron will and steel sinew. In great armour I shall clad them and with the mightiest weapons they will be armed.

“They are my bulwark against the Terror. They are the Defenders of Humanity. They are my Space Marines and they shall know no fear.”

— *The Emperor*





POWER ARMOUR: A BRIEF HISTORY

Andrew Kenrick explores the history of the Space Marines' iconic armour.



The **Space Marine** is the most recognisable image from Warhammer 40,000. It's such an iconic figure that there's even a statue of one standing outside the front of Games Workshop's headquarters in Nottingham. Much of this stature is down to the Space Marine's distinctive silhouette, and it owes this entirely to the look of its trademark wargear – its suit of power armour.



To find out more about the origins and design of power armour I sat down with Jes Goodwin and his sketchbook. Jes is *the* authority when it comes to Space Marines, having designed more than anyone else. "Whenever we've designed a new Space Marine, we've always kept the same design keys. One of these is that the silhouette has to stay the same, so that you can instantly recognise that it is a Space Marine," says Jes when I sat down to talk about the iconic look of their armour.



Jes Goodwin has been responsible for the design of the Space Marines over the past three decades, while Darren Latham, Nic Ho and Ed Cottrell sculpted many of the latest kits.

There is not just one type of power armour, but eight distinct marks. "The first Space Marine plastics – the RTB01 kit, released in 1988 – are what we now know as Mk6s, although of course they weren't called Mk6s back in those days; they were just Space Marines," says Jes. "I then drew a bunch of designs for what would eventually become the Mk7 armour, which had a breastplate instead of exposed tubes, knee pads instead of solid greaves, and a new helmet based on a shortened Mk6 helmet," Jes explains.

"We decided that it would be cool if these were one mark of armour, and the RTB01s were a previous mark, which led to me and John Blanche designing some other marks of armour too to explain why there was a difference between Mk6 and Mk7," continues Jes. "Each mark of armour developed its own little narrative. The





2

ones with the fixed helmets – the Mk2 and 3 – became early marks, and we characterised those as being used for close combat and boarding actions because of the fixed nature of them. I remember the Mk5 was the one that overheated a lot – hence all the external cabling – while the Mk1 was an attempt to do an ancestral suit of power armour. It has such an odd helmet, but there are some people who really love it. Finally I sculpted the Mk8 with the high gorget, which was my way of exploring where I'd take power armour after the Mk7."

Fast forward to 1997 and the release of Warhammer 40,000 3rd edition and, along with it, a new multi-part plastic Tactical squad designed by Jes. "If you look at those plastics, you'll see they're not all Mk7s. There's a mixture of Mk7 and Mk6 legs, a couple of Mk6 helmets on there," says Jes. "For the first time there was a mixture of different plastic components available, because the idea was that you could have a bit from here, and a bit from there, and a bit from the next one, as it

were, and it makes the Space Marine a little bit more interesting to build and paint. And it means that if you want to make your Space Marines all wearing one type of armour, or a bit more eclectic, you've got more choice. And it's about giving people choice."

Choice is definitely something that the Space Marine range has in spades, even more so with the release of a brand-new plastic Tactical squad this month, along with Sternguard Veterans and Vanguard Veterans in plastic for the first time. I caught up with Nic Ho, Ed Cottrell and Darren Latham to find out more about how they got to grips with sculpting miniatures with such a long pedigree.

"The Tactical squad kit is the bedrock of all our Space Marine ranges. We tried to cover as many things as we could so it offers something to both new collectors as well as hobbyists with an existing Space Marine collection. And with 179 parts on the frame, you can create a huge amount of configurations," says Nic.

- 1 A Crimson Fists Combat squad holds a bridge against a mob of ferocious Ork Nobz.
- 2 A White Scars Tactical squad forms a bulwark against the Necrons.

Collecting Armour

The classic sculpts of older-mark power armour that Jes talks about are still available, collected together in Citadel Finecast as part of the Armour through the Ages set. Many of the new kits contain different-marked components too, from the Mark 4 legs included in the Tactical squad to the Mark 6 backpacks in the Sternguard Veterans kit, all of which allow hobbyists the chance to add different marks to their own collection.

Master Artificers

A Chapter's power armour is maintained by highly skilled craftsmen called Artificers. These artisans not only carry out repairs on the armour but also decorate it, engraving armour with honour badges and other marks of distinction. Veteran Space Marines wear armour covered in such honorifics, making each one a truly bespoke piece in its own right. Some Space Marine heroes even wear complete suits of customised armour, each component individualised and decorated by a master Artificer. Such suits of Artificer armour are considered great relics of the Chapter.

► "There are a load of options, as we're giving people stuff they've never had before, such as grav weaponry," adds Ed. "You've got different armour marks on the kit too, including three different designs of Mk6 helmet, and a Mk6 torso. We want to cater for different people's tastes, but you can also build the kit so they're all wearing Mk7 instead of Mk6. There's even a Mk4 pair of legs in there, with the square knee guards. It just adds to the flavour."

"This kind of thing is really cool, it really just enriches the flavour and background of the Space Marines even more. So we included them in the other kits too – with the Sternguard and Vanguard frames, you can make a complete Mk4 set of armour," says Darren. "All these marks of armour are something that Space Marine collectors really value."

"It's part of what power armour is," continues Ed. "It's ancient, handed-down armour, and you want to feel like the Space Marines have been in battle for so long that their armour gets added to and

mixed up. So if you want to build that really cool, varied squad, you need that mixture of armour marks on the frame."

Darren expands on this theme. "It was important to get across the fact that each Space Marine is a hero hundreds of years old and a veteran of countless campaigns; his armour has been handed down from a Space Marine before him, so his armour's not the same as his battle-brother next to him. Some bits will be older than others; the helmet might not match the torso, which might not match the greaves, and so on. It's about each Space Marine being a hero and looking different in his own right. Even on the Tactical squad frame, you've got ten separate guys."

"Which is why there are ten completely different helmets, ten completely different torsos," agrees Ed. "There's maybe one backpack and one boltgun that are the same. The rest are all different. It was important to us to make sure they're all different, each model unique – a character in his own right." **AK**

TACTICAL DREADNOUGHT ARMOUR

No discussion of armour would be complete without mention of the most powerful form of Space Marine armour, Tactical Dreadnought – or Terminator – armour. Developed during the Great Crusade alongside Mk2 power armour, it

was employed by all the Legions by the time of the Horus Heresy, but is a rare and precious commodity by the 41st Millennium. It is only issued to a Chapter's Veterans for use in the most dangerous of battles.



POWER ARMOUR: TACTICAL SQUAD

The new Tactical squad kit has components taken from several different marks of armour.



1



2



3

1 This squad wears power armour comprising components from a mixture of different marks. From left to right: this armour has Mk4 legs, a Mk7 torso and a Mk6 helmet; this Space Marine wears mostly Mk7 armour, but he has

a studded Mk6 shoulder pad; this Space Marine is the opposite, wearing a suit of Mk6 armour with Mk7 shoulder pads; this is a complete suit of Mk7 power armour; finally, this Space Marine has a Mk8 torso as part of his armour.

2 Space Marine Sergeants often have older marks incorporated into their power armour, reflecting their veteran status. This Salamanders Sergeant has a suit of armour comprising a pair of Mk6 legs (note the solid greaves), and a Mk8

torso (as evidenced by the raised gorget and enclosed cabling). The Space Marine to his right also wears an older mark of Mk6 armour, albeit a suit that has been coupled with a Mk7 helmet and shoulder pads.

3 This Raven Guard rather aptly has a Mk6 Corvus helmet – a common mark of armour amongst the Chapter – but a Mk4 set of legs (note the distinctive square knee pads) and a Mk7 torso and shoulder pads.

POWER ARMOUR: A GUIDE TO MARKS

There are eight distinct types of power armour, commonly referred to as marks.



MARK 1: THUNDER ARMOUR

Dubbed **Thunder armour** because of the thunder and lightning emblem on its chest, this precursor to power armour was worn not by the Space Marines but by the Thunder Warriors during the unification of Terra. It's not truly power armour, as it's neither fully enclosed nor airtight.



MARK 2: CRUSADE ARMOUR

The **first true** mark of power armour, Crusade armour was constructed in the factories of Mars to equip the new legions of Space Marines for the Great Crusade. Mk2 armour is fully enclosed, comprising hoop-shaped plates to increase the armour's flexibility.



MARK 3: IRON ARMOUR

Mk3 power armour was a modified, heavier version of Crusade armour, designed for combat in the close confines of enemy spaceships. It has rigid armour plates on the torso and legs, making it significantly more resilient, but was far too clumsy to gain widespread use.



MARK 4: MAXIMUS ARMOUR

Mk4 armour was meant to be a more advanced replacement for the early marks of armour, incorporating technical secrets gleaned from newly conquered worlds. It remains the pinnacle of power armour design. One important innovation was the helmet that moves with the wearer's head.

An Armoured Legacy

The Space Marines are ever a pragmatic force, prepared to adapt and change their wargear to suit the needs of their mission. Over millennia of use, each suit of power armour has become unique as components are modified or replaced with spares salvaged from other suits of armour. Few Chapters use complete suits of the older marks of power armour, and even suits of the more commonplace marks of armour – such as the Mk7 – often comprise parts taken from older marks of power armour.



MARK 5: HERESY ARMOUR

The issue of Mk4 armour was only half complete at the time of the Heresy, and so Mk5 armour was designed as a stop-gap. It used earlier power armour components alongside a helmet that was a spin-off from the Terminator program, and studded plates to reinforce the armour.



MARK 6: CORVUS ARMOUR

Mk6 armour, nicknamed Corvus armour for its distinctive beak-like helmet, was a longer-term replacement for the Mk5. It has a clean appearance, with most of its power cables housed beneath thicker, single-piece armour plates, most notably the solid, flared greaves. The studded left pad provides additional protection while a Space Marine fires his weapon, and became an honorific associated with the Terran campaign.



MARK 7: AQUILA ARMOUR

In the final days of the Horus Heresy, a new mark of armour entered production, fulfilling the Space Marines' needs for a long-term, durable suit of power armour. The Mk7 has a stub-nosed helmet, rounded kneepads instead of solid greaves and a large and a bulky chest plate to protect power cables. The fact that the Mk7 armour continues to be used by the Space Marines ten thousand years later is a testament to its design.



MARK 8: ERRANT ARMOUR

The newest mark of armour, the Mark 8 suit, only ever saw limited production and remains exceptionally rare. It was based on a modification of Mk7 armour, but included fully enclosed cabling and a raised gorget.

WAR DIARY

ARMIES ON PARADE 2013

It's the penultimate month for our War Diary participants and they have all been hard at work. With time running out to complete their displays for the Parade Day, we check in to see how our hobbyists are getting along.



Jon Flindall has spent so long painting his Nurgle Daemons that he's starting to see rusty metal, brown slime and weeping sores in his sleep.

NURGLE'S ROT UNBOUND

Jon's time of painting pus is drawing to a close, but he's confident of a pestilent finish.

Jon seems very calm when you talk to him about his Armies on Parade display right now. After an industrious month, he has painted his Plague Hulk and finished the work on a pair of Heralds of Nurgle.

"I've had a pretty productive month painting my Heralds of Nurgle," Jon says. "They are designed to match the rest of my Plaguebearers, obviously, but I've taken the level of detail in my painting up a notch or two."

"With all the units in my army done, my next big hurdle is the display board itself," he says. "I've been spending quite a lot of time working on the design of my board – that's not to say I have completed it, far from it (in truth I've barely started), but I have some solid ideas of exactly what I want to do with it. I actually spent a long time this weekend experimenting with the Warhammer Siege Tower, using all the parts to work out how I can turn it into the sails of a plague-ridden windmill."



1

1 Jon did an impressive job converting Festus the Leechlord into a Herald of Nurgle – here's a look at the unpainted model.

2 The massive Nurgle Plague Hulk towers over Jon's Herald of Nurgle.



2

THE INSATIABLE MAW

Carl's Ogres continue to multiply, with the arrival of some man-eating mercenaries.

"Last month I didn't get everything I wanted to done," says Carl, when he hands over a box of Ogres. "So this month I've caught up by finishing my regiment of Ogres, and also completing four Ogre

Maneaters. I've had a lot of fun painting them, they've fired up my motivation even more. Now, all that remains is to build the display board – currently my garage is covered in glue, sand and scenery kits."



Carl Dafforn has come back fighting, adding plenty more Ogres to his army and even getting a head start on his display board for next month.



THE DANCE OF DEATH GOES ON

Eddie inches closer to completion, even as painting endless diamond patterns endangers his sanity.

This month Eddie has a new Wraithlord to show for his efforts. Another intricately painted ghost warrior is certainly a welcome addition to his force. He was keen to point out that he's almost finished a squad of Dire Avengers too.

"I've enjoyed converting and painting the Wraithlords – their statuesque nature makes them ideal sentries for the Black Library," Eddie says. "I've been working on some Dire Avengers, who are very heavily converted, but with one thing and another, they are not quite finished. They have parts from Dire Avengers, Dark Eldar Hellions and Scourges to make some very unusual models. Hopefully people will like them. I've also been planning out my display board. Currently it's a single tile from the Realm of Battle Gameboard with lots of marker pen on it. I've got lots of plastic kits ready to go."



Eddie Eccles has been cavorting around the globe to events with the Black Library this month (the real one). It's amazing he got anything done.



EVEN 'MORR' DEDICATION

Dan has been streaking ahead on his Armies on Parade entry – we think he'll be first to finish.

Something that is very obvious when you talk to Dan about his Armies on Parade display is that he's given a lot of thought not just to the models, but also to the stories and background behind them.

Dan Harden is still painting like a man possessed, filling the role of painter, converter and, most recently, town planner for his display board.

"With Ostermark bordering Sylvania there is a strong theme in my force of battling against the undead," Dan said. "With that in mind, I have converted my own Altar of Morr to bring the peace of true death to the armies of the Vampire Counts. In my mind this is pushed along by hordes of dishevelled Flagellants known as the Bone

Sifters, whose sacred duty it is to separate all the bones of the dead to prevent them rising again as Skeletons. I've nearly completed a regiment of 20 of these models, and I'm really enjoying it."

"I've also started work on my display board," Dan adds. "Having chosen where all the units and buildings will go, I've started painting everything. So far I've done the outhouse and the smaller building, and they took me an evening, so it shouldn't take too long to complete. It will require a lot of snow effects though."




1



2

- 1 This converted War Altar of Morr is made from a Garden of Morr and Screaming Bell, ridden by a converted Arch-Conffessor Kyrinov.
- 2 Dan's Empire Greatswords. Each regiment in the army has a different pattern on its uniform; these are quartered, while the Handgunners are halved top and bottom and the Pistoliers are halved side-to-side.
- 3 Dan's Empire village and display board – you can just see where he has marked out the locations of the units and where they will stand.



3



Chris Bilewicz has been firing on all cylinders this month, painting up lots of new models for his undead horde. There's no stopping him now.

SHADES OF DEATH

Painting new models for his collection has given Chris the chance to paint some glistening gore.

"The most enjoyable thing I have done this month was painting the Mourngul," Chris says, when we collected his models. "It's a fantastic miniature full of gothic horror, and painting it was really good fun. The bloody drool hanging from his mouth and claws was done by gluing bristles from a toothbrush on with super glue. Once they were dry, I built up layers of PVA glue to make them look like stringy droplets, and then painted them with Khorne Red, followed by Wazdakka Red and a shade of Carroburg Crimson. The glistening effect is a mix of Bloodletter and Gloss Varnish to make it look really sticky and unpleasant."

In addition to painting his Mourngul, Chris has also added a new regiment of Skeleton Warriors, a Wight King Battle Standard Bearer and a Black Coach. Although there's no sign of his board yet, it's hard to deny that Chris has painted a heroic amount of Undead models so far.



1

1 Chris's Mourngul ravages a horse in an effort to satiate its desperate appetite.

2 The last couple of months have yielded some impressive results for Chris's Vampire Counts army – this isn't even everything he's painted so far.



2

THE WAY OF THE FIRE WARRIOR

The machinations of the Tau Empire roll forward, as the Fire Caste gain still more reinforcements.

Dominic's red and yellow Tau Empire army continues to grow at a pleasing pace this month, and he has added five new Fire Warriors, a Crisis Battlesuit team and a Piranha to its ranks. Unlike the rest of our

merry band in War Diary, Dominic already had his display board assembled in the first month, so all he has left to do is paint it up. "No problem," says Dominic. "I'm hoping to add more models too."



Dominic Murray has been hard at work on his Tau Empire army, pulling out all the stops to complete no less than three units for his display this month.



BLOOD RAVENS RISING

Nick took one of his legendary hobby holidays this month to spend some time on his display.

"With time running short, I devoted a week's holiday to getting some hardcore hobby done," said Nick when he handed over his latest models. "I made sure to get a couple of new units for my Blood Ravens

display finished – a Dreadnought and a Predator tank. The sponsons and turret on the Predator are glued into place, so that when they are on the display, they will always point in the right direction."



Nick Bayton spends his days organising hobby events in Warhammer World – but that doesn't diminish his enthusiasm for painting in the evenings at all.



KIT BASH

HEROES OF THE IMPERIUM

Kit Bash is our feature where we showcase models that have been converted and customised to fire your imagination for projects of your own. This month we put the new Space Marine kits through their paces with amazing results.



TACTICAL SQUAD CAIUS, THE FURY OF MACRAGGE

Glenn More

The new Space Marine kits presented Glenn with a chance to experiment with his Ultramarines army. Glenn is really keen on customising each of his Tactical Marines, using as many purity seals, honour badges and so on as possible to make each look like a distinct individual with a strong gothic image. His Veteran Sergeants are even more ornately decorated, and in the past Glenn has typically built them using parts salvaged from the Space Marine Captain and Command squad box sets – so he was keen to plunder parts from the new Vanguard, Sternguard and Tactical squad

sets to make a new Veteran Sergeant that looks like an elite warrior with unfettered access to the very finest wargear.

Something Glenn has really enjoyed about the new kits, especially the Sternguard box set, is that there are so many spares that you can spread different weapons, helmets and wargear across multiple squads in the army without denuding the original squad of weapons. This Tactical squad, for example, has borrowed several guns from the Sternguard kit (which includes more than 20 guns to arm the five Space Marines in the unit).

1 Glenn's Tactical squad is taken from the Ultramarines 3rd Company, 'the Scourge of the Xenos'. Glenn takes pride in making them look like battle-scarred warriors. Each of the models has a base littered with detritus, including off-cuts of Tanglewire and resin scenic elements taken from Citadel basing kits.

2 The Veteran Sergeant has a holster on his belt. He wears a Sternguard backpack, complete with a Crux Terminatus badge hanging from the vent.

3 Glenn cut away the right hand from a Sternguard combi-grav to give the weapon to his Sergeant.




2


3



4



5



6



7



8

- 4 Glenn used the parts in the Tactical squad kit to build this complete set of Mk4 armour.
- 5 This plasma cannon and servo skull are spares from the Space Marine Devastator squad.
- 6 A spare bolter from the Sternguard set, paired with plenty of purity seals and ammo pouches.
- 7 Glenn clips all of the purity seals from his kits, and uses them to detail almost every model.
- 8 The relic on this model is a spare part from the Grey Knights kit.



1

SONS OF ORAR

Keith Robertson

Keith has definitely used a light touch when it has come to converting these two squads of Space Marines. A close inspection reveals that he has mixed parts between the Tactical squad, Sternguard and Vanguard Veteran squads, as well as a few bits and pieces from his extensive collection (including the Space Wolves and Grey Knights ranges).

The real skill of conversions such as those Keith demonstrates here is that it's actually quite hard to spot what he has changed on the models – a tribute both to the interchangeability between the various Space Marine kits, and Keith's ability to make sympathetic poses and weapon configurations. We especially liked the way that he swapped out the head from a Space Wolves frost axe to give one of his Vanguard Veterans a meaty-looking executioner's axe, and the use of Sternguard shoulder pads to make his Tactical squad look more ornate.



2



3

1 Keith's Vanguard Veterans, the Blades of Orar, have a mixture of weapons given to them, taken from the Space Marine Assault squad, Command squad, Space Wolves Pack and even the Grey Knights box set.

2 This veteran has a two-handed power axe, a conversion using the arms and haft from the Space Wolves Pack (the one holding the frost axe) and the head from the axe found in the Vanguard Veterans set.

3 Keith has armed this model with a chainsword from the Space Marine Assault squad and a power fist from the Space Wolves Pack. Cunning posing, with opposite arm and leg thrown forwards, creates a very natural sense of forward motion.



4



5



6



7



8

- 4 The Tactical squad has a subtle mix of weapons and parts, primarily taken from the Sternguard kit.
- 5 This Tactical Marine has a bolter and shoulder pad taken from the Sternguard kit – note how Tactical squad arms fit seamlessly across the two sets.
- 6-7 Two more Sternguard bolters added to Tactical Marines – with its wealth of spare weapons, this is a popular kit for sourcing conversion parts.
- 8 Keith didn't need to use his heavy flamer for his Sternguard squad, so he happily gave it to this Tactical squad instead – note also the ornate shoulder pad on the Space Marine's right. Conversions such as this highlight the interchangeability of the new Space Marine kits.



1

ASTRAL CLAWS

Mark Bedford

As the owner of a large Astral Claws army, Mark was really excited to get his paws on the new Space Marine kits and try his hand at some conversions. With a Tactical squad and Vanguard squad in hand, and access to parts from elsewhere in his Space Marines collection, he set off to build two new squads for his army.

These two squads demonstrate how only a few subtle conversions, such as swapping weapons, chest plates, heads and accessories between kits, can garner excellent results. In particular, Mark has paid a great deal of attention to the poses of these models, which can be clearly seen in the way that wrists have been connected to arms – subtle variations in angle make for some really dynamic poses, showing that you can get great results without complicated conversions. In particular the Vanguard Veteran driving his thunder hammer down is a fine example of this.



2



3



4



5

- 1 Mark's new squad of Vanguard Veterans, the Tigers of Badab.
- 2 This Vanguard Veteran has been posed to be bringing his thunder hammer crashing down – Mark has used the open hand from the Tactical Squad kit to create the sense that he is offsetting his weight with his left hand.
- 3 Mark's Astral Claws Tactical Squad, the Tyrant's Hand.
- 4 The Tactical Squad Sergeant has been given the double-bladed power axe from the Vanguard Veterans kit.
- 5 This Tactical Marine is reloading his bolter, with the surplus magazine clipped away from its housing. Mounted on his backpack there is a skull-topped icon, from the Imperial Bastion kit.

PAINT SPLATTER

Paint Splatter contains a wealth of handy painting tips and ideas to inspire your own hobby. From techniques we've been using this month to the colour schemes used on Studio miniatures seen throughout the magazine, there's painting advice for everyone.

DRYBRUSHING SPACE MARINES

The Studio team tend to paint their Space Marines with solid armour panels followed by sharp edge highlights (see page 112). This can be time consuming, though; the technique known as drybrushing – while a little tricky to initially get the hang of – is capable of much quicker results, and the entire Citadel Dry paints range has been specially formulated for it. (Although Layer paints can of course be used for drybrushing too.)

We had a chat to hobby guru Dave Andrews to find out how he drybrushed his Space Marines. "Don't use too much paint, never wash your brush and be as quick as you can," explains Dave. "I tend to use a Large Drybrush – this is a rough technique so you need a brush with tough bristles to handle the job. I start by getting a small amount of paint on the brush and then wipe most of it off on a paper towel so that the bristles are barely coated in paint. I never wash my brushes between layers either – a brush needs to be bone dry for drybrushing and washing it will slow down the process."



The model was basecoated with Kantor Blue using a Large Drybrush (or the Citadel Spray Gun).



Using Macragge Blue, the model is drybrushed in a downward motion from the head to the feet.



The paint is shaken thoroughly and the tip of the brush dipped lightly into the paint sitting in the lid.



Dave then swiftly brushed the Ultramarine again with Alaitoc Blue...



Dave brushed most of the paint onto a paper towel. You can see how little paint is left on the bristles.



...And 30 seconds later a very light drybrush of Calth Blue on the topmost areas of the miniature.





Dave finished the whole miniature in a little under 45 minutes, a sure sign that drybrushing is a good way to get an army done fast.

DRYBRUSHING SPACE MARINE TANKS

Drybrushing is the perfect technique for painting Space Marine tanks and, unsurprisingly, Dave had some useful tips for painting them too. "The bigger the model, the bigger the brush," says Dave,


fetching the large Scenery Painting Brush. "It works just as well on tanks as it does on buildings and allows you to build up your colours quickly and lightly as long as you don't load it with too much paint."

Tank Armour



Dave used the mighty 2" brush that comes in the Scenery Painting Pack to drybrush his Rhino tank. Following the technique on the left, Dave made sure there was virtually no paint on the brush before he began painting.

Weathering



The finished Rhino went from Kantor Blue basecoat to fully painted in a little under an hour. The finishing touch was the clumpy dirt around the tracks, which Dave achieved using the Armageddon Dust Textured Paint.

PAINTING CENTURIONS

Having seen Dave's speedy drybrushing technique, and curious to find more ways to paint Space Marines, Dan had a chat with the Studio Hobby Team to find out more about the traditional way of painting Space Marines – fine edge highlighting.

Duncan Rhodes, one of the Hobby Team's painters, had a few useful words of advice concerning painting. "We all want to paint like the 'Eavy Metal team," comments Duncan, "but often skill, experience, time and determination can stop us from getting there. My advice is to stop at the stage that you feel comfortable with rather than trying to paint to a level that you're not confident at." Using Duncan's logic, we came up with the following stages for painting Space Marines using one of the new Centurion miniatures. If you paint a Space Marine's armour up to Stage 3, it will look great on the tabletop. If you feel confident, why not try edge highlighting the armour panels to Stage 4, 5 or 6?

On the subject of edge highlighting, use the edge of the brush to highlight rather than the tip (as seen in Stage 4). Gently dragging the side of the brush across the edge of the armour is much easier than trying to paint a really straight line with the point. And remember, always paint towards yourself – it's much easier to drag a paintbrush toward you than it is to push one away.

(as seen on pages 8-9)



1 A solid basecoat of Macragge Blue is applied using either a Basecoat Brush or the Citadel Spray Gun.



4 Apply a highlight of Altdorf Guard Blue using the edge of a Fine Detail Brush rather than the point.



2 A heavy wash of Drakenhof Nightshade is a quick and easy way to shade the armour panels.



5 An edge highlight of Calgar Blue can be applied to the very edges of each armour panel.



3 Carefully paint the armour panels with Macragge Blue, leaving Drakenhof Nightshade in the recesses.



6 A highlight of Fenristian Grey is applied to the top edges to represent light reflecting off the armour.



Painting the weapons a different colour helps to break up the large areas of blue armour on the model.




The legs of the Centurion were covered in dirt and dust using the technique found on page 115, while the lenses on the omniscope were painted using the technique for eye lenses on the same page.

CENTURION DETAILS



The details on the Centurion were painted in the traditional colours of the Ultramarines – gold, silver and black. These colour schemes can be used to paint any Ultramarine miniature. The head

was attached to a small metal rod and painted separately, making it easier to paint the collar of the armour. Super glue was then used to stick it in once the rest of the miniature was complete.

Gold



Black



Silver



Skin



A guide to our techniques

Throughout Paint Splatter we refer to six different techniques: Basecoat, Wash, Layer, Drybrush, Glaze and Basing. You can find more information about using these techniques in How to Paint Citadel Miniatures, along with many more helpful painting tips and tricks.

SPACE MARINES MARKINGS AND DETAILS

(as seen on pages 10-13)

Space Marines are replete with markings and symbols, from Chapter iconography to company colours and squad markings. As Duncan mentioned on page 112, you don't have to apply these details if you don't

feel confident enough, but if you're up for a challenge and you really want to make your Space Marines stand out then why not try adding a few of these markings to your miniatures.

Codex Company Markings



Basecoat: Ultrathin Grey
Layer: White Scar



Basecoat: Balthasar Gold
Layer: Gehenna's Gold



Basecoat: Mephiston Red
Layer: Evil Sunz Scarlet



Basecoat: Warpstone Glow
Layer: Moot Green



Basecoat: Abaddon Black
Layer: Eshin Grey



Basecoat: Troll Slayer Orange
Layer: Fire Dragon Bright



Basecoat: Xereus Purple
Layer: Genestealer Purple



Basecoat: Eshin Grey
Layer: Dawnstone



Basecoat: Kantor Blue
Layer: Alaitoc Blue

Most Space Marines wear their Company markings on the trim of their shoulder pads. A green trim, for example, represents the 4th Company.

Red Helmets



Basecoat: Khorne Red
Basecoat Brush



Layer: Mephiston Red
Detail Brush



Layer: Evil Sunz Scarlet
Fine Detail Brush

White Helmets



Wash: Russ Grey & Lahman Medium
Wash Brush



Layer: White Scar
Fine Detail Brush

Tactical Arrows



Lightly draw the icon with a sharp pencil.



Carefully fill in the icon with Ceramite White.



Use Abaddon Black to outline the symbol.

Campaign Markings



Basecoat: Ultrathin Grey
Basecoat Brush



Draw the campaign markings on with a sharp pencil



Carefully paint in the marking with Mephiston Red.

Squad Icons, campaign markings and helmets

A red helmet denotes that a Space Marine has achieved the rank of sergeant, while a white one represents a veteran. In this example we painted the Tactical squad arrow onto the shoulder pad, though a transfer would be just as easy to apply. Campaign honours are normally worn on the left knee.



While we were painting the Ultramarines for this month's issue we decided to try out a little battle damage and weathering on them – it adds to the realism of the miniatures and ties the models to their

bases. These stages were all painted after all the other details on the miniatures were finished, with the weathering on the legs being painted at the same time (and in the same colours) as the bases.

Eye Lenses




Muzzle Burn



Battle Damage



Weathering



It's all in the eyes

Dan: When I was younger I noticed that I could paint the right eye or helmet lens of a model, but the left one often looked messy. Because I'm right-handed (and therefore painted from left to right), I could paint the right eye but found the left a little tricky. The solution was to turn the model upside down to paint the left eye – a simple but useful tip.



MATT HUTSON'S BLACK TEMPLARS

(as seen on pages 56-73)

Matt has been painting Black Templars for over a decade and dedicated White Dwarf readers will remember seeing his first black and white army in White Dwarf 248. Matt has since painted a new Black

Templars army, the colour scheme for which you can find here. Matt's colour scheme could also be used for Iron Hands, Raven Guard or any other army that uses black and white as their main colours.

Black Armour



White Detail



Stone



Shoulder Pads



Power Fields




OTHER SPACE MARINES CHAPTERS


There are a thousand Space Marine Chapters fighting throughout the galaxy, each with their own colours and heraldry. With the help of the Studio Hobby Team, we came up with stage-by-stage guides for

painting four of the most famous Chapters. A useful tip when painting bright colours (especially yellow) is to use a white undercoat and apply two thin layers of paint to get a smooth basecoat.

White Scars



Salamanders



Crimson Fists



Imperial Fists



More about Painting Space Marines

If you're looking for more tips on painting Space Marines then check out the Hobby Team's Digital painting guides. There are two available to download for your iPad, one for Ultramarines and the other for White Scars and Iron Hands. How to Paint Citadel Miniatures also features a 10-page guide on painting the Aurora Chapter, plus a very useful guide to applying transfers.

DETOCK JEREMY



This month Jeremy talks about what he thinks makes a great Warhammer 40,000 gamer. And if it convinces one win-at-all-costs guy to lighten up, or inspires one laggard to finish basecoating his army, he'll declare it a victory.

At a recent event I was asked if I had any advice on how a person could get better at Warhammer 40,000. This is not an uncommon query: it comes up in shops, at club events, tournaments and Games Days. I once proposed a booth that said 'Gaming Advice – Beat Any Opponent Guaranteed' for such events, imagining it would be pretty popular, but no one listens to my ideas. Perhaps this is because I also suggested a booth where we challenged all comers to space hopper races (those outside the UK will probably have to look up 'space hopper' to envision the nature of the proposed carnage).

Most people that ask this question are after tactical tips, such as concentrate your firepower upon a single target or use your deployment to set up units to mutually support each other. By asking the questioner about his own army and whom

he plays against, the advice can be further improved. For instance, if someone can't beat their friend's Orks, they'll want greenskin-busting tips, like try counter-attacking big mobs with flamers to slow them down. However, on this particular day I answered the question he actually asked, not the one he probably meant to ask. To me, getting better at Warhammer 40,000 is lots of things, certainly not just about beating an opponent. In my opinion, here is what I think anyone needs to do to get better at Warhammer 40,000:

First off, I am a terrain nut. I really can't say it often enough, but great battlefields make for great battles. So, you want to get better at 40K: create a killer gaming table for me to play on! I want new and evocative terrain, scenery that captures the spirit of the war-torn future and places it on the tabletop. To truly excite, the scenery has to beckon to be played on. What I mean by this is a gut feeling when you see the terrain; you can imagine your models moving over it, taking cover behind it, and battling amongst it. You immediately espy areas that can give your troops an advantage – I can place my tank there for clear firing lanes, or move my jump troops over here to surprise the foe. Likewise you see danger spots, like clear zones or dense patches of cover where enemies will gravitate. I think battlefield set up is probably similar to how a film director plans sets for action scenes. Climactic fights just look better when they take place somewhere dramatic – foes dueling on high-spanning gantries or an epic showdown on the edge of a waterfall.

Getting better at Warhammer 40,000 means your army has to be pretty inspiring. For me, facing a well-painted force is a huge part of an enjoyable game. It would be great if everyone could paint with the skill of 'Eavy Metal, but that is an impossible dream – like me using all my super glue before it dries out. However, just because my brushwork is achievable by mortals doesn't mean my armies don't look great on the battlefield. From across the tabletop, a neat basecoat and painted bases will serve anyone admirably. Simple shading and highlighting techniques can

take you much further. But seriously, if you want to impress your opponent as a good 40K player, paint your army! Extra touches like characterful conversion will only make your force more inspiring to play against. I'll play games against half-finished models, but there is something egregious about being shot by models that haven't got their arms glued on. And facing elements of the Ultramarines fabled 3rd Company is much cooler than squaring off against the plastic legion!

“To me, getting better at Warhammer 40,000 is lots of things, certainly not just about beating an opponent.”

Thus far becoming better at Warhammer 40,000 sounds like it's all about aesthetics, but I assure you that's only the beginning. I'm a huge proponent of scenarios. I like to try out new missions, or fine-tune existing ones to better fit my terrain and models. That's my preference, but a game takes place between two sides, so I always try to find out what my opponent likes to do. For those that also like to make up rules on the fly, then trying something new is ideal. However, when short of time to experiment, or if my foe is more comfortable using missions straight from the rulebook, that's fine too. I still like 'generic' missions to fit the story of our clashing armies and the terrain we are using. It is more fun to recover the relic or hold an objective when it is a sacred servo-skull or downed pilot. And this isn't just about what I can bring to the table – playing an opponent with cool objectives and thematic ideas on how to make the game seem more embedded in the 41st Millennium is just what I'm after. I love it when the tabletop action inspires new rules or follow up battles.

Also, just because I like a good story doesn't mean I'm not competitive. The best games are where I find both my opponent and his army a bit daunting.

What I mean is that sense of trepidation about some element in their force's makeup, or perhaps my enemy commander's own cagey mastery of tactics. A great 40K player brings a challenge and plays a battle that goes down to the last dice roll – under such circumstances, who cares who wins?

I'd be remiss if I didn't talk about what is, to me, the most important part of being a great Warhammer 40,000 player. The oft-unspoken rule is simply this: you have to be fun to play against. This sounds simple and, to most, it comes naturally. I find those who can graciously laugh at their own bad luck and who aim for an enjoyable experience for both sides are always going to come out winners, no matter the actual game outcome. A concept as personal as 'fun' will be different for all, but for my part I enjoy some back and forth banter and a willingness to take a few game breaks. These are primarily for consuming beverages, but also discussing tactics and remarks about what we can do next battle. To me, a great Warhammer 40,000 player is one who offers new challenges, provides hobby and background inspiration and makes the battle enjoyable. At the end of the game I want to be itching for a rematch or eager to try some new variation of army, terrain or mission type.

When I talked my concepts through with the young man who questioned me about 'getting better at Warhammer 40,000' I was not confined to a word count. It was my intent to inspire him about the whole marvels of the hobby, to have him understand that a great gaming experience was beyond winning and losing. He seemed happy with the answer, although perhaps he was just being polite.

Which reminds me: none of this would have happened if we'd been space hopper racing.

Jeremy is a long-time hobbyist and author of many army books, including Codex: Dark Angels, Codex: Tau Empire and Warhammer: Lizardmen.

JEREMY VETTER

WHAT'S ON AND

On the following pages you'll find local news and a complete guide to all the Games Workshop Hobby Centres and independent stockists in your area.

OUR HOBBY CENTRES PROVIDE:

Range of Products

Each Hobby Centre has an extensive range of Warhammer, Warhammer 40,000 and The Lord of the Rings models, along with Black Library novels and hobby supplies.

In-store Order Point

For any items not in stock, you can use the in-store order point to choose from the entire Games Workshop range. Orders sent to the Hobby Centre are delivered post free.

Free Painting and Modelling Advice


Our staff are all accomplished hobbyists who will be glad to pass on tips and advice from their own experience.

Free Gaming and Tactics Advice

Need some tactical tips or rules clarifying? Our staff are very knowledgeable and glad to help.

Free Beginners Programme

Our beginners programme will teach you how to play – to start your own hobby journey, all you need to do is come along.



OPENING TIMES

Our stores are global and appear in locations such as on high streets and in shopping centres. Many of them operate on different opening hours; check our website for more info.



Facebook

Every Games Workshop Hobby Centre, plus the web team, has a Facebook page; check your local store's page to find out info about events and activities.



Twitter

Every Games Workshop Hobby Centre (including the web team) have a Twitter account, which they use to post messages and useful store information, such as events.

WHERE TO BUY

FINDING YOUR LOCAL GAMES WORKSHOP



UNITED KINGDOM

Games Workshop Aberdeen
12-14 Upper Kirkgate, Aberdeen, AB10 1BA.
Tel: 01224 649779. Facebook: GWAberdeen

Games Workshop Altrincham
Unit 1, 19 Grafton Street, Altrincham, WA14 1DU. Tel: 0161 9299896.
Facebook: GWAltrincham

Games Workshop Angel
36/37a Myddleton Street, Angel Islington, London, EC1R 1UA. Tel: 0207 7130835.
Facebook: GWAngel

Games Workshop Aylesbury
6 Market Street, Aylesbury, HP20 2PN.
Tel: 01296 429703. Facebook: GWAylesbury

Games Workshop Ayr
Unit 2 Lorne Arcade, 115 High Street, Ayr, KA7 1SB. Tel: 01292 285650.
Facebook: GWAyr

Games Workshop Barnstaple
8 Queens House, Queen Street, Barnstaple, EX32 8HJ. Tel: 01271 859115.
Facebook: GVBarnstaple

Games Workshop Basingstoke
3 Potters Walk, Basingstoke, RG21 7GQ.
Tel: 01256 466050.
Facebook: GWBasingstoke

Games Workshop Bath
15 St James parade, Bath, BA1 1UL.
Tel: 01225 334044. Facebook: GWBath

Games Workshop Bedford
10 Greyfriars, Bedford, MK40 1HP.
Tel: 01234 273663. Facebook: GWBedford

Games Workshop Belfast
20A Castle Court, Belfast.
Tel: 02890 233684. Facebook: GWBelfast

Games Workshop Birmingham
36 Priory Queensway, Birmingham, B4 7LA.
Tel: 0121 2334840. Facebook: GWBirmingham

Games Workshop Blackpool
8 Birley Street, Blackpool, FY1 1DU.
Tel: 01253 752056. Facebook: GWBlackpool

Games Workshop Bluewater
U052B Upper Thames Walk, Bluewater Shopping Centre, Greenhithe, Kent, DA9 9SQ.
Tel: 01322 427880. Facebook: GWBluewater

Games Workshop Bolton
Unit 14, The Gates, Crompton Place, Bolton, BL1 1DF. Tel: 01204 362131. Facebook: GWBolton

Games Workshop Boston
45 Wide Bargate, Boston, Lincolnshire, PE21 6SH. Tel: 01205 356596.
Facebook: GWBoston

Games Workshop Bournemouth
85 Commercial Road, Bournemouth, BH2 5RT.
Tel: 01202 319292. Facebook: GWBournemouth

Games Workshop Bradford
4 Piccadilly, Bradford, BD1 3LW.
Tel: 01274 739430. Facebook: GWBradford

Games Workshop Brighton
Unit 7, Nile Pavilions, Nile Street, Brighton, BN1 1HW. Tel: 01273 203333.
Facebook: GWBrighton

Games Workshop Bristol
33b Wine Street, Bristol, BS1 2BQ.
Tel: 0117 9251533. Facebook: GWBristol

Games Workshop Bromley
Unit 24, The Mall, Bromley, BR1 1TS.
0208 4660678. Facebook: GWBromley

Games Workshop Burton
Unit B, Union Court, Union Street, Burton-upon-Trent, Staffordshire, DE14 1AA.
Tel: 01283 535865. Facebook: GWBurton

Games Workshop Bury
16 Crompton Street, Bury, BL9 0AD.
Tel: 0161 7976540. Facebook: GWBury

Games Workshop Cambridge
54 Regent Street, Cambridge, CB2 1DP.
Tel: 01223 313350. Facebook: GamesWorkshopCambridge

Games Workshop Canterbury
Unit 5, Iron Bar Lane, Canterbury, CT1 2HN.
Tel: 01227 452880. Facebook: GWCantebury

Games Workshop Cardiff
31 High Street, Cardiff, Glamorgan, CF10 1PU.
02920 644917. Facebook: GWC Cardiff

Games Workshop Carlisle
Unit 2, Earls Lane, Carlisle, CA1 1DP.
Tel: 01228 598216. Facebook: GWC Carlisle

Games Workshop Carmarthen
19 Bridge Street, Carmarthen, SA31 3JS.
Tel: 01267 231209. Facebook: GWCarmarthen

Games Workshop Chelmsford
Unit 4C, Phase 2, The Meadows Centre, Chelmsford, CM2 6FD. Tel: 01245 490048.
Facebook: GWChelmsford

Games Workshop Cheltenham
16 Pittville Street, Cheltenham, GL52 2LJ.
Tel: 01242 228419. Facebook: GWCCheltenham

Games Workshop Chester
57 Watergate Street, CH1 2LB.
Tel: 01244 311 967. Facebook: GWChester

Games Workshop Chesterfield
21 Knifesmithgate, Chesterfield, S40 1RL.
Tel: 01246 271118. Facebook: GWChesterfield

Games Workshop Chiswick
6 Chiswick High Road, Chiswick, London, W4 1TH. Tel: 0208 9945978. Facebook: GamesWorkshopChiswick

Games Workshop Colchester
2 Short Wyre Street, Colchester, CO1 1LN.
Tel: 01206 767279. Facebook: GWC Colchester

Games Workshop Covent Garden
Unit 33 The Market, Covent Garden, WC2E 8BE. Tel: 0207 2405106. Facebook: GWCoventGarden

Games Workshop Coventry
Unit 39, Upper Level, Cathedral Lanes Shopping Ctr, Coventry, CV1 1LL. Tel: 02476 227311.
Facebook: GWC Coventry

Games Workshop Crawley
11 Broadway, Crawley, RH10 1DX.
Tel: 01293 552072. Facebook: GWCrawley

Games Workshop Crewe
8 Market Street, Crewe, CW1 2EG.
Tel: 01270 216903. Facebook: GWCrew

Games Workshop Cribbs Causeway
Unit 129, Upper Level, The Mall At Cribbs Causeway, Bristol, BS34 5UP.
Tel: 0117 9592520. Facebook: GWCribbsCauseway

Games Workshop Croydon
Unit 2, Norfolk House, Wellesley Road, CR0 1LH.
Tel: 0208 680 4600. Facebook: GWCroydon

Games Workshop Cwmbran
30 The Parade, Cwmbran, Gwent, NP44 1PT.
Tel: 01633 874070. Facebook: GWCwmbran

Games Workshop Darlington
78 Skinnergate, Darlington, DL3 7LX.
Tel: 01325 382463. Facebook: GWDarlington

Games Workshop Derby
42 Sadler Gate, Derby, DE1 3NR.
Tel: 01332 371657. Facebook: GWDerby

Games Workshop Doncaster
26 High Street, Doncaster, DN1 1DW.
Tel: 01302 320535. Facebook: GWDDoncaster

Games Workshop Dudley
Unit 36, Merry Hill Centre, Brierley Hill,
Dudley, DY5 1SP. Tel: 01384 481818.
Facebook: GWDudley

Games Workshop Dundee
110 Commercial Street, Dundee, DD1 2AJ.
Tel: 01382 202382. Facebook: GWDundee

Games Workshop Durham
64 North Road, Durham, DH1 4SQ.
Tel: 01913 741062. Facebook: GWDurham

Games Workshop Eastbourne
33 Cornfield Road, Eastbourne, BN21 4QG.
Tel: 01323 641423. Facebook: GWEastbourne

Games Workshop Edinburgh
136 High Street, Edinburgh, EH1 1QS.
Tel: 01312 206540. Facebook: GWEinburgh

Games Workshop Enfield
65 Windmill Hill, Enfield, EN2 7AF.

Games Workshop Epsom
8 High Street, Epsom, KT19 8AD
Tel: 01372 751881. Facebook: GWEpsom

Games Workshop Exeter
31a Sidwell Street, Exeter, EX4 6NN.
Tel: 01392 490305. Facebook: GWExeter

Games Workshop Falkirk
12 Cow Wynd, Falkirk, FK1 1PL.
Tel: 01324 624553. Facebook: GWFalkirk

Games Workshop Glasgow
81 Union Street, Glasgow, G1 3TA.
Tel: 01412 211673. Facebook: GWGlasgow

Games Workshop Gloucester
35 Clarence Street, Gloucester, GL1 1EA.
Tel: 01452 505033. Facebook: GWGloucester

Games Workshop Grimsby
9 West St Mary's Gate, Grimsby, DN31 1LB.
Tel: 01472 347757. Facebook: GWGrimsby

Games Workshop Guildford
Unit 1, 9/12 Tunsgate, Guildford, GU1 3QT.
Tel: 01483 451793. Facebook: GWGuildford

Games Workshop Stoke
27 Stafford Street, Hanley, ST1 1JU.
Tel: 01782 205287. Facebook: GWStoke

Games Workshop Harrogate
53 Station Parade, Harrogate, HG1 1TT.
Tel: 01423 564310. Facebook: GWHarrogate

Games Workshop Hemel Hempstead
117 Marlowes, Hemel Hempstead, HP1 1BB.
Tel: 01442 249752. Facebook: GWHemelHempstead

Games Workshop Hereford
40 Eign Gate, Hereford, HR4 0AB.
Tel: 01432 355 040. Facebook: GWHereford

Games Workshop High Wycombe
No 55 Eden Walk Gallery, Eden, High
Wycombe, HP11 2HT. Tel: 01494 531494.
Facebook: GWHighWycombe

Games Workshop Hull
30 Paragon Street, Hull, HU1 3ND.
Tel: 01482 589576. Facebook: GWHull

Games Workshop Ipswich
63 Westgate Street, Ipswich, IP1 3DZ.
Tel: 01473 210 031. Facebook: GWIpswich

Games Workshop Kendal
Units 4 & 5 Blackhall Yard, Kendal, LA9 4LU.
Tel: 01539 722211. Facebook: GWKendal

Games Workshop Kensington
Shop 7, Lancer Square, Kensington Church
Street, London, W8 4EH. Tel: 0207 9377011.
Facebook: GWKensington

Games Workshop Kettering
4 Lower Street, Kettering, NN16 8DH.
Tel: 01536 411114. Facebook: GWKettering

Games Workshop Kings Lynn
23 Norfolk Street, King's Lynn, Norfolk, PE30
1AN. Tel: 01553 777920.
Facebook: GWKingsLynn

Games Workshop Kingston
33 Fife Road, Kingston, KT1 1SF.
Tel: 0208 5495224. Facebook: GWKingston

Games Workshop Leamington Spa
32 Regent Street, Leamington Spa, CV32 5EG.
Tel: 01926 435771.
Facebook: GWLeamingtonSpa

Games Workshop Leeds
155 Briggate, Leeds, LS1 6LY.
Tel: 0113 2420834. Facebook: GWLeeds

Games Workshop Leicester
Unit 2, 16/20 Silver Street, Leicester, LE1 5ET.
Tel: 0116 2530510. Facebook: GWLeicester

Games Workshop Lincoln
Unit SUA, Waterside Centre, Lincoln,
LN2 1DH. Tel: 01522 548027.
Facebook: GWLincoln

Games Workshop Liverpool
13b Central Shopping Centre, Ranelagh Street,
Liverpool, L1 1QE. Tel: 0151 7030963.
Facebook: GWLiverpool

Games Workshop Loughborough
22 Biggin Street, Loughborough,
Leicestershire, LE11 1UA. Tel: 01509 238107.
Facebook: GWLoughborough

Games Workshop Macclesfield
31 Church Street, Macclesfield, SK11 6LB.
Tel: 01625 619020. Facebook:
GWMacclesfield

Games Workshop Maidenhead
1 Kingsway Chambers, King Street,
Maidenhead, SL6 1EE. Tel: 01628 631747.
Facebook: GWMaidenhead

Games Workshop Maidstone
7a Pudding Lane, Maidstone, ME14 1PA.
Tel: 01622 677435. Facebook: GWMaidstone

Games Workshop Manchester
Unit R35, Marsden Way South, Armdale
Centre, Manchester, M4 3AT. Tel: 0161
8346871. Facebook: GWManchester

Games Workshop Metro Centre
2 The Arcade, Metro Centre, Gateshead, NE11
9YL. Tel: 0191 4610950. Facebook:
GWMetroCentre

Games Workshop Middlesbrough
Unit 33, 39 Dundas Street, Middlesbrough,
TS1 1HR. Tel: 01642 254091.
Facebook: GWMiddlesbrough

Games Workshop Milton Keynes
Unit 2, 502 Silbury Boulevard, Milton Keynes,
MK9 2AD. Tel: 01908 690477. Facebook:
GWMiltonKeynes

Games Workshop Muswell Hill
117 Alexandra Park Road, Muswell Hill,
London, N10 2DP. Tel: 0208 8839901.
Facebook: GWMuswellHill

Games Workshop Newbury
114 Bartholomew Street, Newbury,
RG14 5DT. Tel: 01633 540348.
Facebook: GWNewbury

Games Workshop Newcastle
Unit 6 Newgate Shopping Centre, Newcastle,
NE1 5PY. Tel: 0191 2322418.
Facebook: GWNewcastle

Games Workshop Newport
11 Griffin Street, Newport, NP20 1GL
Tel: 01633 256295. Facebook: GWNewport

Games Workshop Northampton
24 - 26 Abington Street, Northampton, NN1
4AA. Tel: 01604 636687.
Facebook: GWNorthampton

Games Workshop Norwich
12/14 Exchange Street, Norwich, NR2 1AT.
Tel: 01603 767656. Facebook: GWNorwich

Games Workshop Nottingham
34A Friar Lane, Nottingham, NG1 6DQ.
Tel: 0115 9480651.
Facebook: GWNottingham

Games Workshop Nuneaton
3 Bridge Street, Nuneaton, CV11 4DZ.
Tel: 02476 325754. Facebook: GWNuneaton

Games Workshop Oxford
1A Bush House, New Inn Hall Street, Oxford,
OX1 2DH. Tel: 01865 242182.
Facebook: GWOxford

Games Workshop Peterborough
3 Wentworth Street, Peterborough, PE1 1DH.
Tel: 01733 890052.
Facebook: GWPeterborough

Games Workshop Plaza
Unit F10, The Plaza on Oxford Street, 116/128
Oxford Street, London, W1D 1LT.
Tel: 0207 4360839. Facebook:
GWLondonPlaza.

Games Workshop Plymouth
84 Cornwall Street, Plymouth, PL1 1LR.
Tel: 01752 254121. Facebook: GWPlymouth

Games Workshop Poole
Unit 12, Towngate Centre, High Street, Poole,
BH15 1ER. Tel: 01202 685634.
Facebook: GWPoole

Games Workshop Portsmouth
34 Arundel Street, Portsmouth, PO1 1NL.
Tel: 02392 876266. Facebook: GWPoortsmouth

Games Workshop Preston
15 Miller Arcade, Preston, PR1 2QY.
Tel: 01772 821855.
Facebook: GamesWorkshopPreston

Games Workshop Putney
195 Upper Richmond Road, Putney, SW15
6SG. Tel: 020 8780 3202.
Facebook: GWPutney

Games Workshop Reading
29 Oxford Road, Reading, RG1 7QA.
Tel: 0118 9598693. Facebook: GWRReading

Games Workshop Romford
12 Quadrant Arcade, Romford, RM1 3ED.
Tel: 01708 742140. Facebook: GWRomford

Games Workshop Rotherham
17 Old Town Hall, Rotherham, S60 1QX.
Tel: 01709 374520

Games Workshop Salisbury
1B Winchester Street, Salisbury, SP1 1HB.
Tel: 01722 330955. Facebook: GWSalisbury

Games Workshop Sheffield
16 Fitzwilliam Gate, Sheffield, S1 4JH.
Tel: 01142 750114. Facebook: GWSheffield

Games Workshop Shrewsbury
6 Market Street, Shrewsbury, SY1 1LE.
Tel: 01743 362007. Facebook: GWSHrewsbury

Games Workshop Solihull
690 Warwick Road, Solihull, B91 3DX.
Tel: 0121 7057997. Facebook: GWSolihull

Games Workshop Southampton
23 East Street, Southampton, SO14 3HG.
Tel: 02380 331962. Facebook:
GWSouthampton

Games Workshop Southend
12 Southchurch Road, Southend, SS1 2NE.
Tel: 01702 461251. Facebook: GWSouthend

Games Workshop Southport
Unit 2, The Edge, 7 Hoghton Street, Southport,
PR9 0TE. Tel: 01704 501255.
Facebook: GWSouthport

Games Workshop South Shields
17 Denmark Centre, South Shields,
NE33 2LR.

Games Workshop St Albans
18 Heritage Close, Off High Street, St Albans,
AL3 4EB. Tel: 01727 861193.
Facebook: GWSAlbans

Games Workshop Staines
8 Clarence Street, Staines, TW18 4SP.
Tel: 01784 460675. Facebook: GWSStaines

Games Workshop Stevenage
5 Queensway, Stevenage, SG1 1DA.
Tel: 01438 355044. Facebook: GWSStevenage

Games Workshop Stirling
45 Barmton Street, Stirling, FK8 1HF.
Tel: 01786 459009. Facebook: GWSStirling

Games Workshop Stockport
32 Mersey Square, Stockport, SK1 1RA.
Tel: 0161 4741443. Facebook: GWSStockport

Games Workshop Stratford
Unit 1, 27 Windsor Street, Stratford Upon
Avon, CV37 6NL. Tel: 01789 297262.
Facebook: GWSStratford

Games Workshop Sunderland
253B High Street West, Sunderland,
SR1 3DH.
Tel: 0191 5100434. Facebook: GWSunderland

Games Workshop Sutton
Unit 26, Times Square Shopping Centre,
Sutton, SM1 1LF. Tel: 0208 7709454.
Facebook: GamesWorkshopSutton

Games Workshop Sutton Coldfield
36 Birmingham Road, Sutton Coldfield, B72
1QQ. Tel: 0121 3543174. Facebook:
GWSuttonColdfield

Games Workshop Swansea
53 Kingsway, Swansea, SA1 5HF.
Tel: 01792 463969. Facebook: GWSwansea

Games Workshop Swindon
18 Brunel Plaza, Swindon, SN1 1LF.
Tel: 01793 436036. Facebook: GWSwindon

Games Workshop Thurrock
Unit 415B, Upper Level, Lakeside Shopping
Centre, Thurrock, RM20 2ZJ.
Tel: 01708 867133. Facebook: GWTurrock

Games Workshop Torquay
12 Market Street, Torquay, 3AQ, TQ1 3AQ.
Tel: 01803 201036. Facebook: GWTorquay

Games Workshop Truro
Unit 1 Bridge House, New Bridge Street,
Truro, TR1 2AA. Tel: 01872 320047.
Facebook: GWTruro

Games Workshop Tunbridge Wells
31 Grosvenor Road, Tunbridge Wells, Kent,
TN1 2AP. Tel: 01892 525783.
Facebook: GWTunbridgeWells

Games Workshop Uxbridge
Unit 32, Chequers Mall, The Pavilions
Shopping Centre, Uxbridge, UB8 1LN.
Tel: 01895 252 800. Facebook: GWWUxbridge

Games Workshop Wakefield
96 Kirkgate, The Ridings Centre, Wakefield,
WF1 1TB. Tel: 01924 369431.
Facebook: GWWakefield

Games Workshop Walsall
Unit 26, Old Square Shopping Centre, Walsall,
WS1 1QF. Tel: 01922 725207.
Facebook: GWWalsall

Games Workshop Warhammer World
Warhammer World, Willow Road, Lenton,
Notts, NG7 2WS. Tel: 0115 9168410.
Facebook: GWWWarhammerWorld

Games Workshop Warrington
Unit 20, Time Square, Warrington, WA1 2AP.
Tel: 01925 651984. Facebook: GWWarrington

Games Workshop Watford
Unit Q, 1A Queen Street, Harlequin Centre,
Watford, WD17 2LH. Tel: 01923 245388.
Facebook: GWWatford

Games Workshop Wigan
12 Crompton Street, Wigan, WN1 1YP.
Tel: 01942 829121. Facebook: GWWigan

Games Workshop Winchester
35 Jewry Street, Winchester, SO23 8RY.
Tel: 01962 860199. Facebook: GWWinchester

Games Workshop Windsor
Unit3, 6 George V Place, Thames Avenue,
Windsor, SL4 1QP. Tel: 01753 861087.
Facebook: GWWindsor

Games Workshop Woking
Unit 3, Cleary Court, 169 Church Street East,
Woking, GU21 6HJ. Tel: 01483 771675.
Facebook: GWWoking

Games Workshop Wolverhampton
9 King Street, Wolverhampton, WV1 1ST.
Tel: 01902 310466.
Facebook: GWWolverhampton

Games Workshop Worcester
23 Lychgate Mall, Cathedral Plaza, Worcester,
WR1 2QS. Tel: 01905 616707. Facebook:
GWWorcester

Games Workshop Worthing
2 Bath Place, Worthing, BN11 3BA.
Tel: 01903 213930. Facebook: GWWorthing

Games Workshop York
13a Lendal, York, YO1 8AQ. Tel: 01904
628014.
Facebook: GamesWorkshopYork

AUSTRALIA



Games Workshop Tuggeranong
Unit 8, 306 Anketell Street Tuggeranong
Square, Tuggeranong, ACT, 2900. Tel: (02)
6293 9668. Facebook: GWTuggeranong

Games Workshop Woden
Shop Lg68c Westfield Shoppingtown, Keltie
Street, Woden, ACT, 2606. Tel: (02) 6232
5231.
Facebook: GWWoden

Games Workshop Bondi

91 Bronte Road, Bondi Junction, NSW, 2022.
Tel: (02) 9387 3347.
Facebook: GWBondi

Games Workshop Campbelltown

138 Queen Street, Campbelltown, NSW,
2560. Tel: (02) 4625 6774
Facebook: GWCampbelltown

Games Workshop Castle Hill

Shop 226 Castle Mall, 4-16 Terminus Street,
Castle Hill, NSW, 2154.
Tel: (02) 9894 8284
Facebook: GWCastleHill

Games Workshop Chatswood

Shop 2, 282 Victoria Avenue, Chatswood,
NSW, 2067. Tel: (02) 9415 3968.
Facebook: GWChatswood

Games Workshop Hurstville

4 Cross Street, Hurstville, NSW, 2220.
Tel: (02) 9585 8908.
Facebook: GamesWorkshopHurstville

Games Workshop Liverpool

Shop 3, 170 George Street, Liverpool, NSW,
2170.
Tel: (02) 9734 9030.
Facebook: GWLiverpoolNSW

Games Workshop Miranda

Shop 1, 589-591 The Kingsway, Miranda,
NSW, 2228. Tel: (02) 9526 1966. Facebook:
GWMiranda

Games Workshop Newcastle

197 Hunter Street, Newcastle, NSW, 2300.
Tel: (02) 4926 2311.
Facebook: GWNewcastleNSW

Games Workshop Parramatta

Shop 24 (Cnr Horwood Pl & Macquarie St),
222 Church Street, Parramatta, NSW, 2150.
Tel: (02) 9689 1638.
Facebook: GWParramatta

Games Workshop Sydney City

222 Clarence Street, Sydney, NSW, 2000. Tel:
(02) 9267 6020.
Facebook: GamesWorkshopSydney

Games Workshop Wollongong

Shop 2 (Globe Lane), 201 Crown Street,
Wollongong, NSW, 2500.
Tel: (02) 4225 8064.
Facebook: GWWollongong

Games Workshop Ascot Vale

99 Union Rd, Ascot Vale, VIC, 3032.
Tel: (03) 9370 9882. Facebook: GWAAscotVale

Games Workshop Camberwell

752 Burke Road, Camberwell, VIC, 3124. Tel:
(03) 9813 3302.
Facebook: GWCamberwell

Games Workshop Melbourne

Shop E9 Southern Cross Lane, Little Collins
Street, Melbourne, VIC, 3000.
Tel: (03) 9654 7086.
Facebook: GWMelbourne

Games Workshop Preston

519 High Street, Preston, VIC, 3072. Tel: (03)
9478 0540
Facebook: GWNorthland

Games Workshop Ringwood

Shop 14, 86 Maroondah Hwy, Ringwood, VIC,
3134.
Tel: (03) 9870 2239.
Facebook: GWRingwood

Games Workshop Southland

Shop 1133 Westfield Shoppingtown, 1239
Nepean Hwy, Southland, VIC, 3192. Tel: (03)
9583 9822.
Facebook: GWSouthland

Games Workshop Joondalup

80 Grand Boulevard, Joondalup, WA, 6027.
Tel: (08) 9300 9773.
Facebook: GWJoondalup

Games Workshop Maroochydore

Shop 7, 2 Ocean Street, Maroochydore, 4558.
Tel: (07) 5443 2882
Facebook: GWSunshine

Games Workshop Morley

Shop 2.138 Centro Galleria, Old Collier Road,
Morley, WA, 6062.
Tel: (08) 9375 6294.
Facebook: GamesWorkshopMorley

Games Workshop Perth

Shop M18a Carillon City, 207 Murray St,
Perth, WA, 6000. Tel: (08) 9322 3895.
Facebook: GWPerth

Games Workshop Fremantle

17 Point Street, Fremantle, WA, 6160.
Tel: (08) 9336 7392.
Facebook: GWFremantle

Games Workshop Brisbane

Shop 9810 Ground Floor, Queen Adelaide
Building, 90-112 Queen Street Mall, Brisbane,
QLD, 4000. Tel: (07) 3831 3566.
Facebook: GWBrisbane

Games Workshop Broadbeach

Unit 3, 2717 Gold Coast Highway,
Broadbeach, QLD, 4218.
Tel: (07) 5538 9992.
Facebook: GWBroadbeach

Games Workshop Cairns

Shop 5 Oceana Walk, 55 Lake Street, Cairns,
QLD, 4870. Tel: (07) 4041 2359.
Facebook: GamesWorkshopCairns

Games Workshop Chermiside

Shop 230 Westfield Shoppingtown, Cnr
Gympie & Hamilton Roads, Chermiside, QLD,
4032. Tel: (07) 3350 5895. Facebook:
GWChermiside

Games Workshop Mt. Gravatt

Office 9 Palmdale Shopping Centre, 2120
Logan Road, Mt. Gravatt,
QLD, 4122. Tel: (07) 3343 1864.
Facebook: GWMtGravatt

Games Workshop Adelaide

Shop 25 Citi Centre Arcade, 145 Rundle Mall,
Adelaide, SA, 5000. Tel: (08) 8232 7611.
Facebook: GWAAdelaide

Games Workshop Tea Tree Plaza

Shop 2 Westfield Shoppingtown, 976 North
East Road, Modbury, SA, 5092.
Tel: (08) 8265 4680
Facebook: GWTeaTreePlaza

Games Workshop Warradale

241 Diagonal Road, Warradale, SA, 5046. Tel:
(08) 8298. Facebook: GWWarradale

AUSTRIA



Games Workshop Wien 1

LaStafa-Europacenter Mariahilfstraße 120,
Wien, 1060, +43. Tel: (1) 5223178.
Facebook: GWWien1

Games Workshop Wien 2

Gasometer-City, Turm A; A30, Guglgasse 8,
Wien, 1110, +43. Tel: (1) 7431038.
Facebook: GWWien2

BELGIUM



Games Workshop Antwerpen

Viemincstraat 10, Antwerpen, 2000
Tel: 034 858627. Facebook: GWAantwerpen

Games Workshop Bruxelles

10 Rue du Lombard, B1000, Bruxelles. Tel: 00
324 223 06 61. Facebook: GWBruxelles

Games Workshop Gent

St. Nikolaasstraat 17a/19, Gent, 9000. Tel: 092
239120. Facebook: GamesWorkshopGent

Games Workshop Liege

23E Rue de la Régence, B4000, Liege. Tel: 00
324 223 32 93. Facebook: GWLiege

Games Workshop Namur

34 Rue de Fer, B5000, Namur.
Tel: 0032 81 65 98 65. Facebook: GWNamur

CANADA



Games Workshop Chinook Centre

6455 Macleod Trail SW, Unit 0191, Calgary,
AB, T2H 0K9. Tel: (403) 319-0064.
Facebook: GWChinook

Games Workshop Durham Centre 1

135 Harwood Avenue N, Unit B204, Ajax, ON,
L1Z 1E9. Tel: (289) 372-3042.
Facebook: GWDurhamCentre

Games Workshop Halifax Shopping Centre

6950 Mumford Road, Unit 304, Halifax, NS,
B3L 4W1. Tel: (902) 442-0297.
Facebook: GWHalifax

Games Workshop Highgate Village

7155 Kingsway, Suite 201, Burnaby, BC, V5E
2V1. Tel: (604) 629-1064. Facebook:
GWHHighgateVillage

Games Workshop Kingsway Garden Mall

109 Princess Elizabeth Avenue, Unit 738,
Edmonton, AB, T5G 3A6. Tel:(780) 474-7166.
Facebook: GWKingsway

Games Workshop Langstaff Square

8401 Weston Rd, Suite I, Vaughan, ON, L4L
1A6. Tel: (905) 850-0935. Facebook:
GWLangstaffSquare

Games Workshop Montreal-EC

705 Ste-Catherine Ouest, Unit 4121, Montreal,
QC, H3B 4G5. Tel: (514) 844-3622.
Facebook: GWMontrealEC

Games Workshop Square One

100 City Centre Drive, Unit 1-854,
Mississauga, ON, L5B 2C9. Tel: (905)
281-8695. Facebook: GWSquareOne

Games Workshop Victoria

625 Johnson Street, Victoria, BC, V8W 1M5.
Tel: (250) 361-1499. Facebook: GWWVictoria

Games Workshop West Edmonton

8882 170th Street, Unit 1782, Edmonton, AB,
T5T 4J2. Tel: (780) 486-3332.
Facebook: GWWestEdmonton

Games Workshop White Oaks Mall

1105 Wellington Road, Unit 411, London, ON,
N6E 1V4. Tel: (519) 668-3713. Facebook:
GWWWhiteOaksMall

Games Workshop Winnipeg

200 Meadowood Drive, Unit 14, Winnipeg,
MB, R2M 5G3, Tel: (204) 254-4864.
Facebook: GWWinnipeg

Games Workshop Yonge and Lawrence

3251 Yonge Street, Toronto, ON, M4N 2L5,
Tel: (647) 428-7122. Facebook:
GWYongeAndLawrence

CHINA



Games Workshop Huangpu

Number 153-155 Xujiahui Road, Huangpu
Area, Shanghai, 200021.

Games Workshop Pudong

Unit KJ025, MS City, Shanghai Science
and Technology Museum Subway
Station, Pudong.

DENMARK



Games Workshop København

Frederiksborggade 5 kld, 1360
Tel: 33 12 22 17. Facebook: GWKobenhavn

FINLAND



Games Workshop Helsinki

Simonkatu 9, 00100, Helsinki.
Tel: 09 7515 4525. Facebook: GWHelsinki

FRANCE



Games Workshop Aix en Provence

33 Rue de la Couronne, 13100, Aix en
Provence. Tel: 04 42 26 83 66. Facebook:
GWAix

Games Workshop Amiens

8 place de l'hotel de ville, 80000, Amiens.
Tel: 03 22 91 01 95. Facebook: GWAmiens

Games Workshop Avignon

6 rue portail MathÇron, 84000, Avignon.
Tel: 04 90 84 00 07. Facebook: GWAvignon

Games Workshop Bordeaux

11 Rue Georges Bonnac, 33000, Bordeaux.
Tel: 05 56 44 50 56. Facebook: GWBordeaux

Games Workshop Caen

22 bis Rue Froide, 14000, Caen.
Tel: 02 31 50 30 97. Facebook: GWCaen

Games Workshop Clermont Ferrand

38 Avenue des Etats Unis, 63001, Clermont
Ferrand. Tel: 04 73 19 20 76.
Facebook: GWClermontFerrand

Games Workshop Dijon

48 Rue Berbisey, 21000, Dijon. Tel: 03 80 49
87 66. Facebook: GWDijon

Games Workshop Grenoble

54 cours Berriat, 38000, Grenoble.
Tel: 04 76 86 40 30. Facebook: GWGrenoble

Games Workshop Le Havre

44 Rue du MarÇchal Gallieni, 76600, Le Havre.
Tel: 02 35 41 51 50. Facebook: GWLehavre

Games Workshop Lille

78 rue nationale, 59800, Lille. Tel: 03 20 31 69
89. Facebook: GWLille

Games Workshop Limoges

3 Rue Othon Peconnet, 87000, Limoges.
Tel: 05 55 10 38 41. Facebook: GWLimoges

Games Workshop Lyon 1

10 Rue Joseph Serlin, 69001, Lyon 1.
Tel: 04 78 29 97 12
Facebook: GamesWorkshopLyon

Games Workshop Lyon 2

56 Boulevard des Brotteaux, 69006, Lyon 2.
Tel: 04 78 26 28 77. Facebook: GWLyon2

Games Workshop Marseille

148 Rue de Rome, 13006, Marseille.
Tel: 04 91 57 01 45. Facebook: GWMarseille

Games Workshop Metz

52 En Fournirue, 57000, Metz. Tel: 03 87 74
66 20. Facebook: GWMetz

Games Workshop Montpellier

2 rue draperie st firmin, 34000, Montpellier.
Tel: 04 67 58 68 90. Facebook: GWMontpellier

Games Workshop Mulhouse

5 Rue des tanneurs, 68100, Mulhouse.
Tel: 03 89 66 26 21. Facebook: GWMulhouse

Games Workshop Nancy

10 Rue St Dizier, 54000, Nancy.
Tel: 03 83 80 62 56. Facebook: GWNancy

Games Workshop Nantes

9 Rue du Moulin, 44000, Nantes.
Tel: 02 40 89 10 45. Facebook: GWNantes

Games Workshop Nice

13 Rue LÇpante, 6000, Nice. Tel: 04 93 92 52
22. Facebook: GWNice

Games Workshop Nîmes

5 rue des Fourbisieurs, 30000, Nîmes.
Tel: 04 66 21 37 09. Facebook: GWNimes

Games Workshop OrÇans

12 rue des Carmes, 45000, OrÇans.
Tel: 02 38 62 80 12. Facebook: GWOrians

Games Workshop Paris 06

10 Rue Hautefeuille, 75006, PARIS 06.
Tel: 01 46 33 20 01. Facebook: GWParis06

Games Workshop Paris 08

7 Rue IntÇrieure, 75008, PARIS 08.
Tel: 01 44 70 00 60. Facebook: GWParis08

Games Workshop Paris 12

38 Avenue Daumesnil, 75012, PARIS 12.
Tel: 01 53 44 71 82. Facebook: GWParis12

Games Workshop Paris 14

13 Rue Poirier de Naráay, 75014, PARIS 14.
Tel: 01 45 45 72 03. Facebook: GWParis14

Games Workshop Paris 15

161 rue Lecourbe, 75015, PARIS 15.
Tel: 01 48 56 23 98. Facebook: GWParis15

Games Workshop Pau

6 rue Bordenave d'Abáre, 64000, Pau.
Tel: 05 59 05 22 85. Facebook: GWPau

Games Workshop Perpignan

8 quai sadi carnot, 66000, Perpignan.
Tel: 04 68 34 23 43. Facebook: GWPerpignan

Games Workshop Reims

10 avenue Jean Jaures, 51100, Reims.
Tel: 03 26 35 57 67. Facebook: GWRReims

Games Workshop Rennes

3 Rue du Vau St Germain, 35000, Rennes.
Tel: 02 99 79 11 80. Facebook: GWRennes

Games Workshop Rouen

23/25 Rue Alsace Lorraine, 76000, Rouen.
Tel: 02 35 70 12 08. Facebook: GWRouen

Games Workshop Strasbourg

5 rue des FrÇres, 67000, Strasbourg.
Tel: 03 88 32 08 06. Facebook: GWStrasbourg

Games Workshop Toulouse

13 Rue TemponiÇres, 31000, Toulouse.
Tel: 05 61 22 52 57. Facebook: GWToulouse

Games Workshop Tours

19 Rue NÇricault Destouches, 37000, Tours.
Tel: 02 47 61 37 65. Facebook:
GamesWorkshopTours

Games Workshop Versailles

10 Avenue du Gal de Gaulle, 78000, Versailles.
Tel: 01 39 20 92 81. Facebook: GVVersailles

GERMANY



Games Workshop Aachen

Kapuzinergraben 16, Aachen, 52062.
Tel: (0241) 4353920. Facebook: GWAachen

Games Workshop Augsburg

Schaezlerstraße 2, Augsburg, 86150.
Tel: (0821) 5439507. Facebook: GWAugsburg

Games Workshop Berlin 1

Europacenter, Laden 30, Berlin, 10789.
Tel: (030) 88683691. Facebook: GWBerlin1

Games Workshop Berlin 2

Frankfurter Allee 96, Berlin, 10247.
Tel: (030) 29049390. Facebook: GWBerlin 2

Games Workshop Berlin (Spandau)

Breite Str. 42, Berlin (Spandau), 13597.
Tel: (030) 53674909. Facebook: GWSpandau

Games Workshop Bielefeld

Obernstrasse 43, Bielefeld, 33602.
Tel: (0521) 7853709. Facebook: GWBielefeld

Games Workshop Bochum

City Passage, Laden 5; Hans Böckler Str.
12-16, Bochum, 44787. Tel: (0234) 7927045.
Facebook: GWBochum

Games Workshop Bonn

Kasernenstraße 8-10, Bonn, 53111.
Tel: (0228) 9610901. Facebook: GWBonn

Games Workshop Braunschweig

Münzstr. 10, Braunschweig, 38100.
Tel: (0531) 2083123. Facebook: GWBraunschweig

Games Workshop Bremen

Am Wall 113, Bremen, 28195. Tel: (0421)
1690000. Facebook: GWBremen

Games Workshop Darmstadt

Wilhelminenpassage; Laden 2, Darmstadt,
64283. Tel: (06151) 158845. Facebook:
GWDarmstadt

Games Workshop Dortmund

Hansastraße 95, Dortmund, 44137.
Tel: (0231) 141001. Facebook: GW Dortmund

Games Workshop Düsseldorf (Drakenburg)

Tonhallenstr. 14-15, Düsseldorf, 40211.
Tel: (0211) 5402350. Facebook:
GWDrakenburg

Games Workshop Dresden

Schweriner Str. 23, Dresden, 01067.
Tel: (0351) 2069715. Facebook: GWDresden

Games Workshop Duisburg

Sonnenwall 39, Duisburg, 47051.
Tel: (0203) 9410673. Facebook: GWDuisburg

Games Workshop Erfurt

Weitergasse 3, Erfurt, 99084. Tel: (0361)
6012895. Facebook: GWErfurt

Games Workshop Essen

Kettwiger Straße 45, Essen, 45127.
Tel: (0201) 2698920. Facebook: GWEssen

Games Workshop Frankfurt

Große Friedberger Str. 30, Frankfurt, 60313.
Tel: (069) 26010466. Facebook: GWFrankfurt

Games Workshop Freiburg

Konviktr. 10a/b (Oberlindenpassage),
Freiburg, 79098. Tel: (0761) 3844527.
Facebook: GWFreiburg

Games Workshop Halle

Große Ulrichstraße 35, Halle, 06108.
Tel: (0345) 2998953. Facebook: GWHalle

Games Workshop Hamburg 1

Gänsemarktpassage, Colonnaden 15,
Hamburg, 20354. Tel: (040) 35713164.
Facebook: GWHamburg1

Games Workshop Hamburg 2

Heegberg 4, Hamburg, 22391. Tel: (040)
18989247. Facebook: GWHamburg2

Games Workshop Hannover

Lange Laube 1/1a, Hannover, 30159.
Tel: (0511) 1613808. Facebook: GWHannover

Games Workshop Karlsruhe

Karlstrasse 13, Karlsruhe, 76133.
Tel: (0721) 1203949. Facebook: GWKarlsruhe

Games Workshop Kassel

Wilhelmstr. 31, Kassel, 34117. Tel:
(0561) 2021570. Facebook: GWKassel

Games Workshop Kiel

Kehdenstr. 24, Kiel, 24103. Tel: (0431)
88786947. Facebook: GWKiel

Games Workshop Köln 1

Cäcilienstraße 42-44, Köln, 50667.
Tel: (0221) 2577707. Facebook: GWKöln1

Games Workshop Köln 2

Köln-Arcaden, Einheit 1-26; Hauptstr. 55, Köln,
51103. Tel: (0221) 3592532. Facebook:
GWKöln2

Games Workshop Krefeld

Ostwall 113, Krefeld, 47798. Tel: (02151)
7679046. Facebook: GWKrefeld

Games Workshop Leipzig

Burgplatz 2, Leipzig, 04109. Tel: (0341)
2618924. Facebook: GWLeipzig

Games Workshop Lübeck

Königstr. 113-119, Lübeck, 23552.
Tel: (0451) 9892206. Facebook: GWLuebeck

Games Workshop Mannheim

D3.4; Plankengalerie, Laden 20, Mannheim,
68159. Tel: (0621) 4053390. Facebook:
GWMannheim

Games Workshop Mönchengladbach

Bismarckstraße 15, Mönchengladbach,
41061. Tel: (02161) 302577. Facebook: GWGladbach

Games Workshop Mülheim

Leineweber Str. 41-43, Mülheim, 45468.
Tel: (0208) 65634018. Facebook: GWMülheim

Games Workshop München

Rumfordstraße 9, Laden 3, München, 80469.
Tel: (089) 22801980. Facebook: GWMünchen

Games Workshop Nürnberg

Jakobstraße 26, Nürnberg, 90402.
Tel: (0911) 2004506. Facebook: GWNuernberg

Games Workshop Oberhausen

CentrO, Bunte Gasse, Einheit F05,
Oberhausen, 46047. Tel: (0208) 202180.
Facebook: GWOberhausen

Games Workshop Oldenburg

Markt 2-3, Oldenburg, 26122.
Tel: (0411) 20099318. Facebook:
GWOldenburg

Games Workshop Paderborn

Marienstraße 5, Paderborn, 33098.
Tel: (0525) 15069999. Facebook:
GWPaderborn

Games Workshop Pforzheim

Goethestraße 31, Pforzheim, 75173.
Tel: (07231) 9385753. Facebook:
GWPforzheim

Games Workshop Potsdam

Friedrich-Ebert-Str. 114a, Potsdam, 14467.
Tel: (0331) 2902950. Facebook: GWPotsdam

Games Workshop Solingen

Ufergarten 33, Solingen, 42651.
Tel: (0212) 22662154. Facebook: GWSolingen

Games Workshop Stuttgart

Königsstraße 49, Stuttgart, 70173.
Tel: (0711) 2294860. Facebook: GWStuttgart

Games Workshop Trier

Moselstraße 6, Trier, 54290. Tel: (0651)
46372276. Facebook: GW Trier

Games Workshop Ulm

Frauenstr. 25, Ulm, 89073. Tel: (0731)
37855695. Facebook: GWUlm

Games Workshop Wiesbaden

Friedrichstraße 34-36, Wiesbaden, 65185.
Tel: (0611) 4459852. Facebook:
GWWiesbaden

Games Workshop Wuppertal

Morianstraße 3, Wuppertal, 42103.
Tel: (0202) 5141777. Facebook: GWWuppertal

IRELAND



Games Workshop Dublin

Unit 3, Lower Liffey Street, Dublin 1.
Tel: 00353 1872 5791. Facebook: GWDublin

ITALY



Games Workshop Milano

Via Torino, 68, 20123, Milano, Lombardia
Tel: 02 86458490. Facebook: gwmilano

Games Workshop Torino

Via S Dalmazzo, 3, 10122, Torino, Piemonte.
Tel: 011 5628472. Facebook: gwtorino

Games Workshop Bologna

Piazza Roosevelt, 4, 40121, Bologna, Emilia
Romagna. Tel: 051 6569825. Facebook:
gwbologna

Games Workshop Roma

Via Etruria, 3/5/7, 00183, Roma, Lazio
Tel: 06 7017609. Facebook: gwroma

Games Workshop Frascati

Via Cavour, 34, 00044, Frascati (RM), Lazio.
Tel: 06 9422296. Facebook: gwfrascati

Games Workshop Modena

Via F.Selmi, 60, 41100, Modena, Emilia
Romagna. Tel: 059 237680. Facebook:
gwmodena

Games Workshop Brescia

Via Cavallotti, 28, 25121, Brescia, Lombardia.
Tel: 030 2808715. Facebook: gwbrescia

Games Workshop Monza

Via Giuliani, 10/A, 20052, Monza, Lombardia.
Tel: 039 3902534. Facebook: gwmonza

Games Workshop Padova

Via del Santo, 67, 35123, Padova, Veneto.
Tel: 049 8751651. Facebook: gwpadova

Games Workshop Roma

Via Nemorense, 41/A, 00199, Roma, Lazio.
Tel: 06 8549821. Facebook: gwroma3

Games Workshop Genova

Piazza della Meridiana angelo Salita S. Maria
degli Angeli, 16124, Genova, Liguria. Tel: 010
2530472 Facebook: gwgenova

Games Workshop Firenze

Borgo San Frediano, 24/R, 50124, Firenze,
Toscana. Tel: 055 210638. Facebook:
gwfirenze

Games Workshop Verona

Largo San Nazaro 2, 37126, Verona, Veneto.
Tel: 045 8013661. Facebook: gwverona

Games Workshop Ferrara

Via Contrari 31, 44121, Ferrara, Emilia
Romagna. Tel: 0532 243061. Facebook:
gwferarra

JAPAN



Games Workshop Jinbocho

Jinbocho 1-1 1F, Chiyoda-Ku Kanda, Tokyo.
Tel: 03 3296 2733. Facebook: GW.Jinbocho

Games Workshop Nakano

Broadway Bldg. 223-2, Nakano-Ku Nakano
5-52-15, Tokyo. Tel: 03 5380 4636. Facebook:
GW.Nakano

NORWAY



Games Workshop Oslo

Møllergata 5/9, 179, Oslo. Tel: 22 33 29 90
Facebook: GWOslo

NETHERLANDS



Games Workshop Alkmaar

Laat 68, 1811EK. Tel: 072 5122880.
Facebook: GWAalkmaar

Games Workshop Amersfoort

20 Koestraat, 3811. Tel: 033 465 4423.
Facebook: GWAmersfoort

Games Workshop Amsterdam

Rokin 36, 1012 KT. Tel: 020 6223863.
Facebook: GWAmsterdam

Games Workshop Breda

Torenstraat 21, 4811 XV. Tel: 076 5229277.
Facebook: GWBreda

Games Workshop Den Haag

Schoolstraat 12B, 2511 AX. Tel:
070 3927836. Facebook: GWDenHaag

Games Workshop Dordrecht

Voorsstraat 386G, 3311CX. Tel: 078 6119040.
Facebook: GWDordrecht

Games Workshop Eindhoven

Kleine Berg 50, 5611JV. Tel: 040 2443448.
Facebook: GWEindhoven

Games Workshop Groningen

1 Grote Kromme Elleboog, 9712 BJ.
Tel: 050 3110101. Facebook: GWGroningen

Games Workshop Rotterdam

452 Van Oldenbarneveltplaats 3012 AP. Tel:
010 2800268. Facebook: GWRotterdam

NEW ZEALAND



Games Workshop Auckland

Level 1, 108-110 Queen St, Auckland Central,
North Island. Tel: 649 307 2262
Facebook: Games-Workshop-Auckland

Games Workshop Lower Hutt

Shop 10, Queens Arcade, 65-71 Queens Drive,
Lower Hutt, North Island, 5045. Tel: 644 576
0588. Facebook: GWLowerHutt

Games Workshop St. Lukes

Shop S208 Westfield Shoppingtown, St Luke's
Square, St Luke's Rd, St Luke's, North Island,
1025. Tel: 649 815 3547. Facebook:
GWStLukes

Games Workshop Wellington

Shop 15b Courtenay Central, 80 Courtenay
Place, Wellington, North Island, 6011. Tel: 644
382 9532. Facebook:
GamesWorkshopWellington

POLAND



Games Workshop Warsaw

Unit 215, Złote Tarasy, ul. Żłota 59
00-120, Warsaw. Tel: 022 222 0133
Facebook: GWWarsaw

SPAIN



Games Workshop Roger de Llúria

Roger de Llúria, 53 (entre Aragó y Consell de
Cent), Barcelona, 08010. Tel: 93 272 69 76.
Facebook: GWRogerdeLluria

Games Workshop Badalona

C/ Sant joaquim, 40, Badalona, Barcelona,
08911. Tel: 93 464 24 00. Facebook:
GWBadalona

Games Workshop Deu i Mata

Deu i Mata, 96 (esquina Prat d'en Rull),
Barcelona, 08029. Tel: 93 914 15 21.
Facebook: GWDeuimata

Games Workshop Gaudi

Avda. Gaudí 74 (frente al Hospital de Sant
Pau), Barcelona, 08036. Tel: 93 436 87 82.
Facebook: GWGaudi

Games Workshop Bilbao

Pérez Galdós 6, Bilbo, Bizkaia, 48010.
Tel: 94 444 31 08. Facebook: GWBilbao

Games Workshop Girona

C/ Sant Joan Bautista de La Salle, 39,
Girona, 17004. Tel: 97 222 73 18. Facebook:
GWIrona

Games Workshop Arguelles

Andrés Mellado, 3 (esquina Alberto Aguilera),
Madrid, 28015. Tel: 91 544 22 92. Facebook:
GWAArguelles

Games Workshop Don Ramón

Don Ramón de la Cruz 31, Madrid, 28001, 91
577 21 87. Facebook: GWDonRamón

Games Workshop Rafael Salgado

Rafael Salgado 3, Madrid, 28036.
Tel: 91 457 83 81. Facebook: GWSalgado

Games Workshop Tres Aguas

Centro Comercial Tres Aguas, Av. de América
7-9, local 256B, Alcorcón, Madrid, 28925.
Tel: 91 610 16 50. Facebook: GWTresAguas

Games Workshop Palma

C/ Sant Joan de la Salle, 2, Palma de
Mallorca, 07003. Tel: 971 75 84 79

Games Workshop Pamplona

Avenida Pio XII 6, Pamplona-Iruña, Navarra,
31008. Tel: 948 25 92 74. Facebook:
GWPamplona

Games Workshop Sevilla

Delgado 4 (esquina Amor de Dios), Sevilla,
41002. Tel: 95 490 06 24. Facebook:
GWSevilla

Games Workshop València

Roger de Lauria 11, València, 46002.
Tel: 96 351 57 27. Facebook: GWValencia

Games Workshop Valladolid

Piazza Portugete 4, Valladolid, 47002.
Tel: 983 30 12 81. Facebook: GVValladolid

Games Workshop Zaragoza

Francisco de Vitoria 14 (esquina León XIII),
Zaragoza, 50008. Tel: 976 21 57 42.
Facebook: GWZaragoza

Games Workshop Málaga

C/ Don Cristian, 16, Málaga, 29007.
Tel: 952 42 96 48. Facebook: GWMálaga

SWEDEN



Games Workshop Göteborg

Drottninggatan 52, 41107, Göteborg.
Tel: 031-133958. Facebook: GWGoteborg

Games Workshop Stockholm
Mäster Samulesgatan 67, 11121, Stockholm.
Tel: 08-21 38 40. Facebook: GWStockholm

USA



Games Workshop 8th St. Greenwich Village
54 East 8th Street, New York, NY, 10003.
Tel: (212) 982-6314.
Facebook: GW8thStreetGreenwichVillage

Games Workshop Appleby Village
491 Appleby Line, Unit #9, Burlington, ON,
L7L 2Y4. Tel: 905-634-4584.
Facebook: GWApplebyVillage

Games Workshop Bayshore Shopping Centre
100 Bayshore Drive, Unit T-59, Nepean, ON,
K2B 8C1. Tel: 613-721-9604
Facebook: GWBayshore

Games Workshop Blue Ridge Crossing
4279 Sterling Ave, Kansas City, MO, 64133
Tel: (816) 313-6492.
Facebook: GWBlueRidgeCrossing

Games Workshop Blue Diamond Crossing
4270 Blue Diamond Rd, Suite #104, Las
Vegas,
NV, 89139. Tel: 702-432-3008.
Facebook: GWBlueDiamond

Games Workshop Bowie Bunker
6820 Race Track Rd, Bowie, MD, 20715 Tel:
(301) 464-4651. Facebook: GWBowie

Games Workshop Buena Vista
1187 Huntington Drive, Duarte, CA, 91010.
Tel: (626) 303-1199. Facebook:
GWBuenaVista

Games Workshop Capella Centre II
8653 Sancus Blvd, Columbus, OH, 43240.
Tel: (614) 846-2270. Facebook:
GWCapellaCentre

Games Workshop Central Avenue
919 S. Central Avenue, Unit A, Glendale, CA,
91204. Tel: (818) 241-0068.
Facebook: GWCentralAvenue

Games Workshop Chesterfield Crossing
1639 Clarkson Rd., Chesterfield, MO, 63017
Tel: (636) 536-6937. Facebook:
GWChesterfieldCrossing

Games Workshop Chicago Bunker
1524-A Butterfield Road, Downers Grove, IL,
60515. Tel: (630) 426-0120.
Facebook: GWChicagoBunker

Games Workshop City Walk
227 Sandy Springs Place, Suite #108, Sandy
Springs, GA, 30328. Tel: (404) 256-6439.
Facebook: GWCityWalk

Games Workshop Coles Crossing
24120 Northwest Fwy, Cypress, TX, 77429.
Tel: (281) 256-9266. Facebook:
GWColesCrossing

Games Workshop Columbia Palace
8775 Centre Park Drive, Suite 9, Columbia,
MD, 21045. Tel: (410) 772-3988.
Facebook: GWColumbiaPalace

Games Workshop Cool Springs Village
1945 Mallory Lane, Suite #155, Franklin, TN,
37067. Tel: 615 778-3280
Facebook: GWCoolSprings

Games Workshop Copperwood Village
6807 Highway 6 North, Houston, TX, 77084.
Tel: (281) 858-0085. Facebook:
GWCopperwood

Games Workshop Cottman Avenue
2141 Cottman Avenue, Suite B, Philadelphia,
PA, 19149. Tel: (215) 742-6187. Facebook:
GWCottman

Games Workshop Deer Grove
605 East Dundee Road, Palatine, IL, 60074.
Tel: (847) 963-1434. Facebook: GWDeerGrove

Games Workshop Deerwood Village
9978-3A Old Baymeadows Road,
Jacksonville, FL, 32256. Tel: 904-656-9241
Facebook: GWDeerwoodVillage

Games Workshop Denton Town Crossing
1931 S Loop 288, #120, Denton, TX, 76205.
Tel: (940) 484-5400.
Facebook: GWDentonTownCrossing

Games Workshop Eastport Plaza
4104 SE 82nd Ave, Suite 350, Portland, OR,
97266. Tel: 503-788-7643
Facebook: GWEastportPlaza

Games Workshop Empire Shopping Center
5867-D Lone Tree Way, Antioch, CA, 94531.
Tel: (925) 706-7310.
Facebook: GWEmpireShoppingCenter

Games Workshop Entrada De Oro
7925 North Oracle Road, Suite 101, Oro
Valley, AZ, 85704.
Tel: (520) 742-7320
www.facebook.com/GWEntradaDeOro

Games Workshop Fair Oaks Mall
11935-U Fair Oaks Mall, Fairfax, VA, 22033.
Tel: (703) 218-1881. Facebook: GWFairOaks

Games Workshop Farmington Center
1994 Exeter, Germantown, TN, 38138. Tel:
901-754-6194.
Facebook: GWFarmingtonCenter

Games Workshop Forest Park
4711 Forest Dr, Suite #20, Suite #20,
Columbia, SC, 29206.

Games Workshop Forest Plaza
6219 E. State Street, #B-08, Rockford, IL,
61108. Tel: (815) 397-0234. Facebook:
GWForestPlaza

Games Workshop Freeway V
20101 44th Avenue West, Suite D, Lynnwood,
WA, 98036. Tel: (425) 775-0107.
Facebook: GWFreewayV

Games Workshop Fountain Place
12557 Castlemoor Drive, Eden Prairie, MN,
55344. Facebook: GWFountainPlace

Games Workshop Geneva Commons
1052 Commons Drive, Geneva, IL, 60134 Tel:
(630) 232-2929. Facebook:
GWGenevaCommons

Games Workshop Gig Harbor
4641 Point Fosdick Drive, Suite 400, Gig
Harbor, WA, 98335 Tel: (253) 858-2477.
Facebook: GWWigHarbor

Games Workshop Governor's Square
901A Governors Place, Bear, DE, 19701.
Tel: (302) 832-1229.
Facebook: GamesWorkshopGovernorsSquare

Games Workshop Hampton Village
2929 S Rochester Road, Suite 112301,
Rochester Hills, MI, 48307. Tel: (248)
844-2627.
Facebook: GWHamptonVillage

Games Workshop Hill Country Plaza
4079 N Loop 1604 W, #104, San Antonio,
TX, 78257. Tel: (210) 764-2200.
Facebook: GWHillCountryPlaza

Games Workshop Hilltop East Shopping Center
1564 Laskin Rd. Unit 172, Virginia Beach, VA,
23451. Tel: 757-962-5259
Facebook: GWHilltopEast

Games Workshop Hyde Park Plaza
3870 Paxton Avenue, Suite B, Cincinnati, OH,
45209. Tel: (513) 321-1104.
Facebook: GWHydeParkPlaza

Games Workshop Kent Station
438 Ramsey Way, Suite 111, Kent, WA,
98032.
Tel: (253) 850-6062. Facebook:
GWKentStation

Games Workshop Lake Crest Village
1042 Florin Road, Sacramento, CA, 95831.
Tel: 916-392-1495. Facebook:
GWLakeCrestVillage

Games Workshop Lake Shore
4155 Mountain Road, Pasadena, MD, 21122.
Tel: (410) 255-0596. Facebook: GWLakeShore

Games Workshop Larwin Square
650 East 1st Street, Tustin, CA, 92780.
Tel: (714) 731-3304. Facebook:
GWLarwinSquare

Games Workshop Layton Plaza
7497 West Layton Avenue, Greenfield, WI,
53220. Tel: (414) 325-2990. Facebook:
GWLaytonPlaza

Games Workshop Man O War Place
115 North Locust Hill Drive, Suite 106,
Lexington, KY, 40509. Tel: 859-266-0245
Facebook: GWManoWar

Games Workshop Morningside Plaza
1018 East Bastanchury Road, Fullerton, CA,
92835. Tel: (714) 255-9801.
Facebook: GVMorningsidePlaza

Games Workshop Northern Heights Plaza
8272 Old Troy Pike, Huber Heights, OH,
45424. Tel: 937-237-2280.
Facebook: GWNorthernHeightsPlaza

Games Workshop Oak Park
1000-C Lake Street, Oak Park, IL, 60301.
Tel: (708) 660-0095. Facebook: GWOakPark

Games Workshop Oakbrook Plaza
1724 E. Avenida de los Arboles, Unit D,
Thousand Oaks, CA, 91360. Tel: (805)
492-8800.
Facebook: GWOakbrookPlaza

Games Workshop Oakridge Mall
925 Blossom Hill Road, Space 1025, San
Jose, CA, 95123. Tel: (408) 227-0025.
Facebook: GWOakridge

Games Workshop Olney Village
18157 Village Center Drive, Olney, MD, 20832
Tel: (301) 774-3361. Facebook:
GWOlneyVillage

Games Workshop Park Plaza
1385 West Park Western Drive, San Pedro,
CA, 90732. Tel: (310) 547-3400.
Facebook: GWParkPlaza

Games Workshop Pinecrest Pointe
9101 Leesville Rd, Suite #119, Raleigh, NC,
27613 Tel: (919) 848-2958. Facebook:
GWPinecrestPointe

Games Workshop Plaza Rancho Penasquitos
9995 Carmel Mountain Road, Suite B-5,
San Diego, CA, 92129. Tel: 858-484-3074
Facebook: GWPiazzaPenasquitos

Games Workshop Portola Plaza
27676 Santa Margarita Parkway, Mission
Viejo, CA, 92691. Tel: (949) 457-1664.
Facebook: GWPortolaPlaza

Games Workshop Prairie Ridge
9740 76th Street, Space 106, Pleasant
Prairie, WI, 53158. Tel: (262)697-0471.
Facebook: GWPrairieRidge

Games Workshop Preston Ridge
3231 Preston Road, Suite #14, Frisco, TX,
75034. Tel: (214) 618-9788. Facebook:
GWPrestonRidge

Games Workshop Riverchase Promenade
1705-1735 Montgomery Hwy, Unit 19,
Birmingham, AL, 35244. Facebook:
GWRiverchase

Games Workshop Quail Spring Village
13801 N. Penn, Suite F, Oklahoma City, OK,
73134. Tel: (405) 286-0033
www.facebook.com/GWQuailSpring

Games Workshop Red Top Plaza
1314 S Millwaukee Ave, Libertyville, IL, 60048.
Tel: (847) 573-1547. Facebook:
GWRedTopPlaza

Games Workshop Renaissance Center
303 East Altamonte Springs Drive, #1060,
Altamonte Springs, FL, 32701. Tel: (407)
830-0101.
Facebook: GWRenaissanceCentre

Games Workshop River Pointe
203 S Randall Road, Algonquin, IL, 60102.
Tel: (847) 658-2943. Facebook:
GWRiverPointe

Games Workshop Riverchase Promenade
1705-1735 Montgomery Hwy, Unit 19,
Birmingham, AL, 35244.

Games Workshop Royal Oaks
11803 Westheimer Road, Suite 700, Houston,
TX, 77077. Tel: (281)556-5542 Facebook:
GWRoyalOaks

Games Workshop Scottsdale Towne Center
15678 N Frank Lloyd Wright Blvd, Suite C-2,
Scottsdale, AZ, 85260. Tel: (480) 767-2078.
Facebook: GWScottsdaleTowneCenter

Games Workshop Seattle Bunker
3540 Factoria Blvd., Bellevue, WA, 98006.
Tel: (425) 562-2300. Facebook:
GWSeattleBunker

Games Workshop Silas Creek Crossing
3290 Silas Creek Parkway, Unit 54, Winston
Salem, NC, 27103.
Tel: (336) 765-5476
www.facebook.com/GWSilasCreek

Games Workshop Square One Denver
1112 South Colorado Blvd, Glendale, CO,
80246
Tel: (303)759-5400. Facebook:
GWSquareOneDenver

Games Workshop St. Thomas
9902 Reisterstown Road, Owings Mills, MD,
21117. Tel: (410) 998-9223. Facebook:
GWStThomas

Games Workshop Stoneridge Mall
1466 Stoneridge Mall Road, Pleasanton, CA,
94588 Tel: (925) 463-1481. Facebook:
GWStoneridgeMall

Games Workshop Stony Brook East
9150A Taylorsville Road, Louisville, KY, 40299.
Tel: 502-499-9120
Facebook: GWStonyBrookEast

Games Workshop Sugarland Crossing
47100 Community Plaza, Suite 110, Sterling,
VA, 20164 Tel: (703) 421-5560.
Facebook: GWSugarland

Games Workshop Sunrise Village
10228 156th Street E., Suite 106, Puyallup,
WA, 98374 Tel: (253) 848-5670.
Facebook: GWSunriseVillage

Games Workshop Supermall
1202 Supermall Way, Unit 104, Auburn, WA,
98001 Tel: (253) 288-7630. Facebook:
GWSupermall

Games Workshop Tacoma Place
1909 S. 72nd Street, Suite A7, Tacoma, WA,
98408 Tel: (253) 471-5359. Facebook:
GWTacomaPlace

Games Workshop The Gateway at Sawgrass
117 NW 136th Ave., Sunrise, FL, 33325.
Tel: (954) 846-9415.
Facebook: GWGatewayAtSawgrass

Games Workshop Tomball Crossing
22503 Tomball Parkway, Suite 100, Houston,
TX, 77070. Tel: (281) 251-0031.
Facebook: GWTomballCrossing

Games Workshop Tower Center
6810 Bland St., Springfield, VA, 22150.
Tel: 703 644-4532. Facebook: GWTowerCenter

Games Workshop Union Landing
30977 Courthouse Drive, Union City, CA,
94587. Tel: (510) 429-1759. Facebook:
GWUnionLanding

Games Workshop Ventura Village
5722 Telephone Road, Suite 14-B, Ventura,
CA, 93003. Tel: (805) 339-9580.
Facebook: GWVenturaVillage

Games Workshop Village Center
23730 Westheimer Pkwy, Suite P, Katy, TX,
77494. Tel: 281-347-0400. Facebook:
GWWillageCenter

Games Workshop Westminster Center
6735 Westminster Blvd, Westminster, CA,
92683. Tel: 714-892-2973.
Facebook: GWWestminsterCtr

Games Workshop Westwood Plaza
2808 S 123rd Ct., Omaha, NE, 68144,
Tel: 402-330-4958.
Facebook: GWWestminsterCtr

Games Workshop Willow Lake East
2502 Lake Circle Dr, Indianapolis, IN, 46268.
Tel: (317) 228-9578. Facebook:
GWWillowLake


Games Workshop Woodfield Mall
5 Woodfield Mall, D323, Schaumburg, IL,
60173. Tel: (847) 330-1187. Facebook:
GWWoodfield

Games Workshop World of Battle
6211 East Holmes Road, Suite 101, Memphis,
TN, 38141. Tel: (901) 541-7700.
Facebook: GWWWorldOfBattle

We are always opening new stores around the world. Check online for most up-to-date store listings. www.games-workshop.com

SCHOOL LEAGUE 2013

As schools across the country begin a new year, we celebrate 10 years of the School League and look at why school gaming clubs are so great!



The School League Championship is a brilliant way to enjoy painting, playing and collecting Citadel miniatures with your friends. You represent your school club as a team, showcasing a range of hobby skills to win both glory and trophies.

The School League guidelines use the core rules for your chosen system but are set at a points value that will allow you to play games with your collections that last around 40-45 minutes. This means that you get to play and work on your painting and modelling all during a single club session!

The School League Championship is broken down into three sets of events — the Regional Heats that are held in Games Workshop Hobby Centres across the country, the Semi-finals, which are held at Warhammer World in Nottingham, and the National Final, which is also held at Warhammer World. For more information on when and where the Regional Heats are taking place, visit the Community Coordinator Facebook page.


10 Years of the School League

Being a great sporting player is a vital part of the School League and the highest accolade we bestow on any student is that of being the most sporting player. This award is given to students who demonstrate a great understanding of the most important rule – to have fun and enjoy the hobby.

In addition to this illustrious award we offer students the chance to showcase their painting skills where the truly outstanding armies may be awarded a best-painted nomination. There are also awards for placing first in the Championship. As the School League Championship is celebrating 10 years this year, we are adding some extra awards. For example, those of you out there who love to theme your armies around the wealth of background available, you could have a chance at securing the new 'Best Themed Army' award, and if you love to create great looking objective markers to add to the cinematic feel of the games you play, there is the 'Best Objective Markers' award. For more details on these awards and the School League Championship, please contact Bek Hawky for a copy of the School League rules pack. Bek's contact details are on the page opposite.



Joining the School League Championship offers you the chance to be part of a club that meets on a regular basis and is great fun, plus, what could be better than having time to do hobby during school? As you will have members in the club from all year groups you will be able to learn new hobby skills from each other as well as your local Games Workshop store and battle against a wide range of armies. It could even lead to you and your team spending a day at Warhammer World representing your school!



3 Your Local GW Hobby Centre

Developing your personal hobby skills alongside your team's hobby skills is key to keeping any club going and getting the most from your School League journey. A great way to do this is to visit your local Hobby Centre individually and as a team and access the staff's wealth of knowledge and the support that they have readily available, whilst always being welcoming to new club members!

At your local Hobby Centre, talking to staff about which area of the hobby you would like help with will make it really easy for you to get personalized support and make great progress in your School League journey. For example you could book a painting session. These skill sessions range from learning how to use the Citadel painting system to learning more advanced techniques. The Citadel painting system is a fantastic way of getting great results in no time at all and could be the first step on your quest for the 'Best Painted Army' award.

You could ask for help with your tactics – these sessions can help you make the most of your army and learn the rules. This is great as then you can take this knowledge back into your club and play lots of games there, honing

your battle skills and enabling you to meet all challenges with confidence.

If you have your heart set on securing one of the 'Best Objective Markers' awards then asking for help modeling and painting them is just the thing! These sessions cover how to make fantastic themed objective markers that will add to your army.

Talking to the staff at your local store about your School League goal will no doubt uncover some fantastic new tips and tricks for you all to use in and out of club and gives every new club member the chance to experience the hobby for themselves.

Every Hobby Centre will have a range of different activities running so it is really useful to maintain a regular contact with your store to find out if there any activities running that you or your team want to attend in the near future. And you never know, there may even be some School League activities running to help clubs in your area practice for the School League Championship!

Essentially, whatever question you or any of your club members may have about the hobby, a brilliant source of knowledge will always be at your local Games Workshop store.

Getting Your Club Started

Don't despair if your school does not have a club just yet; getting a club set up in your school really is quite simple. Here are the top tips on how to start up a club.

- Find a teacher or member of staff to help you out.
- Once you have found a member of staff to help you, next task is finding other students to join your club — there will be lots of other hobbyists in your school, all you have to do is find them!
- Get your teacher to call Bek Hawkby and register the club.
- You are now ready to enjoy your collections of miniatures, play games and paint!

With all of this arranged, your club is ready!

To join the School League, all you need to do is get your teacher to book in the club with Bek Hawkby, our Community Coordinator.



Bek Hawkby
Community Coordinator

If you are a teacher or librarian interested in starting a club, or you already have one and want to know more about the School League, it couldn't be easier to find out more. Give Bek a call and she will be able to answer all your questions.

Contact Bek

Email:
bek.hawkby@gwplc.com

Phone:
0115 900 4821 or
07826 911 555

Facebook:
/BekHawkbyCommunityCoordinator



1. De Lisle College school club in Loughborough during one of their lunch time meetings.
2. The King's School Grantham school club at one of their after school meetings.
3. Guilsborough School hold their weekly gaming club after school.

WARHAMMER WORLD

VIDAR'S FATE: CARNAC



1 The fate of the Vidar sector was laid down by the Thousand Sons Lord known as The Herald of Fate. He came to the system with conquest in his mind and destruction at his hands. His armies brought the message that Vidar is doomed. Although his prophecy was woefully lacking in specifics regarding the doomed sector, the Herald rampaged across the Darkfall system nonetheless, burning and killing all who would not join his cause. Following his victory the Herald transcended to Daemonhood, leaving the population of Darkfall scattered and lost. The ruling family – The Calcearious Family – fled to Praedis Zeta following the destruction of their home system but all was not well. Hundreds of years later the family degenerated into Genestealer-worshipping slaves. Help us forge the final story in this exciting saga by joining in the Vidar's Fate: Carnac Campaign Weekend, and find out if the Herald of Fate's message was the truth or yet another of Tzeentch's lies...



- 1 Campaign Weekends give you the opportunity to see some mighty war engines, such as this Warhound Titan, go to battle against each other. If you've always wanted to use those big Forge World models in a Warhammer World event, this is your chance!
- 2 You'll get to see some incredible miniatures as hobbyists pull out all the stops to win the painting awards.
- 3 The Winners of the Darkfall Campaign Weekend in April, The Chaos Faction, celebrate in style having secured Victory over two hard-fought days.

VISIT THE HOME OF THE HOBBY

www.games-workshop.com

e-mail: whworldevents@gwplc.com

'EAVY METAL MASTERCLASS



Grab this opportunity to take your hobby to the next level as we bring 'Eavy Metal to the class room. Our painting experts will show you some of the techniques they use to paint Citadel miniatures, such as you've seen on the website, in White Dwarf and on the packaging of our products. The Masterclasses include demonstrations, one to one assistance and we provide everything you need on the day. This event is recommended for experienced miniatures painters, and you need to be 16+ to attend.

**30TH NOVEMBER &
1ST DECEMBER**

**TICKETS
OUT NOW**

**4th September
2013**

**'Eavy Metal
Masterclass:
November 2013 &
December 2013**

Event Date:
Sat 30/11/13 &
Sun 01/12/13

**Warhammer 40,000
Battle Brothers:
December 2013**

Event Date:
Sat 07/12/13 –
Sun 08/12/13

**Warhammer 40,000
Kill Team: Operation:
Maximus
December 2013**

Event Date:
Sat 14/12/13

**TICKETS
COMING SOON**

**2nd October
2013**

**Warhammer Campaign
Weekend**

Event Date:
Sat 11/01/14 –
Sun 12/01/14

**Warhammer 40,000:
Throne of Skulls**

Event Date:
Sat 18/01/14 –
Sun 19/01/14

**Warhammer 40,000
Battle Brothers**

Event Date:
Sat 25/01/14 –
Sun 26/01/14

WARHAMMER 40,000 KILL TEAM

OPERATION: MAXIMUS

Sometimes it is suicide to attack fortified positions with hundreds of thousands of men and tanks. In these situations small elite teams of specialists are all that stands between glorious victory and crushing defeat.

Operation: Maximus is your opportunity to create and take control of a unique team of crack specialists and sow destruction through the heart of the enemy.

14TH DECEMBER

WARHAMMER 40,000 BATTLE BROTHERS

Battle Brothers is here once again! This is your opportunity to join forces with your ally and carve a path of destruction across the Warhammer 40,000 universe. Unleash your combined army against those of your enemies and reap the rewards that go with such bloodshed.

Carnage, victory and a great weekend are all yours for the taking at this Battle Brothers event.

7TH–8TH DECEMBER

PLAN YOUR VISIT

To find out more about Warhammer World, log into the Games Workshop website and click the Warhammer World button under the Warhammer 40,000 tab. You can contact us to find out more about an event, reserve a gaming table, or any other information.

Call us on 0115 900 4994 or e-mail whworldevents@gwplc.com.

Facebook.com/GWWarhammerWorld

Twitter@GW_WHWorld



GAMES WORKSHOP INDEPENDENT STOCKISTS

UK



BERKSHIRE

Slough, Warlord Workshop
915 Yeoville Road, SL1 4JG.
Tel: 01753 694171

Warfield, Prometheus Games
Unit 9 Moss End Garden Village, Moss End,
RG42 6EJ.
Tel: 07862 214908

Windsor, W. J. Daniels store
120-125 Peasood Street, SL4 1DP.
Tel: 01753 862106

BIRMINGHAM

Mike's Models
3-5 Brockwell Road, B44 9PF.
Tel: 01213 804 521

BRISTOL

Bishopston, Area 51
230 Gloucester Road, BS7 8BA.
Tel: 0117 9244655

Hotwells, Vanguard Gaming Ltd
188 Hotwell Road, BS9 4RP.
Tel: 07515 856901

BUCKINGHAMSHIRE

Amersham, The Record Shop Ltd
37 Hill Avenue, HP6 5BX.
Tel: 01494 433 311

Gerrards Cross, Howard Marshall
5 Station Road, SL9 8ES.
Tel: 01753 882952

Hazlemere, Childs Toys
36 Park Parade, HP15 7AA.
Tel: 01494 711425

Milton Keynes, Wargames Workshop (MK)
Unit 18 - 19 Kingston Quarter, Kingston,
MK10 0BA.

CAMBRIDGESHIRE

Cambridge, Cambridge Toy Shop
15 Sussex Street, CB1 1PA.
Tel: 01223 309010

Ely, City Cycle Centre
7 Market Street, CB7 4PB.
Tel: 01353 663131

Huntingdon, Niche Comics
147 High Street, PE29 3TE.
Tel: 01480 352307

Peterborough, The Rift
22 Rivergate Centre, PE1 1EL.
Tel: 01733 341007

Wisbech, Frans and Toys
20-26 Hill Street, PE13 1BA.
Tel: 01945 584142

CHESHIRE

Altrincham, The Gaming Crypt Ltd
3 Fox Grove, WA16 8BD.
Tel: 07770 952075

Ellesmere Port, D & M Models
7 Enfield Road, CH65 8DA.
Tel: 01513 557949

Marple, Costings Toymaster
3 Hollins Lane, SK6 6AW.
Tel: 01614 272099

Mantelwich, Bliss IT Ltd
16A Pepper Street, CW5 5AB.
Tel: 01270 624 380

Northwich, The Model Shop
167 Witton Street, CW9 5EA.
Tel: 01606 47740

Penketh, Penketh Model Center
87-89 Maple Crescent, WA5 2LQ.
Tel: 01925 488 595

Widnes, Widness Model and Craft Centre
49-51 Widness Road, WA8 6AZ.
Tel: 07860 313130

CLEVELAND

Middlesborough, Meta Games Ltd
10 Princess Road, TS1 4BA.
Tel: 0164 2913 039

Middlesborough, Wargames
South Teens Business Centre, TS6 6TL.
Tel: 01642 292732

Normanby, PC Tech
33 Cleveland Street, TS6 0LT.
Tel: 01642 460704

Redcar, PC Tech Ltd
110a High Street, TS10 3DL.
Tel: 01642 461010

CORNWALL

Bodmin, Brickaells
3 Boll Lane, PL31 2JL.
Tel: 01202 77088

Bude, Upbeat Supervision
1 Grenville Gardens, Belle Vue, EX23 8JL.
01288 252 261

Callington, GMS @ Smiphee's
15 Church Street, PL17 7AN.
Tel: 01579 383900

Hayle, Bluetwits of Hayle
19 Penpol Terrace, TR27 4BQ.
Tel: 01736 753012

Helston, Creations Art And Craft
Fore Street, Porthleven, TR13 9HL.
Tel: 01328 555 777

Liskeard, Liskeard Railway Models
Station Road, PL14 4BX.
Tel: 01579 349 950

Liskeard, Trago Mills
Trowaters Foot, PL14 6HY.
Tel: 01579 348877

Newquay, The Book Shop
26 East Street, TR7 1BH.
Tel: 01637 873469

Penzance, Newlps Post Office
The Strand, Newlyn, TR18 5HL.
Tel: 01736 364592

Pool, Bombardings and Skullduggery
Highburrow Lane, Off Wilson Way,
TR15 3BU.
Tel: 01209 219555

Redruth, Barbs Lid Shop
89 Fore Street, TR15 2BL.
Tel: 07939 586934

St Austell, Mad for Miniatures
Unit 20 The Market House, Market Hill,
PL25 5QB.
Tel: 01726 722599

St Ives, Dragons Hoard
2 Tre Pol Pen, Street An Pol, TR26 2DS.
Tel: 01736 798484

Truro, Mallett & Son Ltd
6-7 Victoria Square, TR1 2RT.
Tel: 01872 274 441

Wadebridge, Brickell's Toy & Nursery
11 Molesworth, PL27 7DD.
Tel: 01208 812615

COURTY DURNAM

Bishop Auckland, Chips Bishop Auckland
137 Newgate Street, DL14 7EN.
Tel: 01388 606046

Consett, Chips Consett
2 John Street, DH8 5LA.
Tel: 01642 227348

Darlington, W Boyes Darlington
Blackwellgate, DL1 5PW.
Tel: 01325 460 951

Hartlepool, Coinate International Ltd
74 Elwick Road, TS26 9AP.
Tel: 01429 890 894

Seaham, Games of War
Station Road, SR7 0AA.
Tel: 0191 5817118

Stockton-on-Tees, Chips Stockton
26 Silver Street, TS18 1SX.
Tel: 01642 618 256

CUMBRIA

Barrow In Furness, Heaths
76 Dalton Road, LA14 1JE.
Tel: 01229 820435

Bowness-On-Windermere, Ernest Atkinson & Sons Ltd
Promenade Shop, Lake Road, LA23 3AP.
Tel: 01539 443047

Brampton, Hadrian's Hobbies
1 Market Place, CA8 1NW.
Tel: 07962 177904

Cockermouth, The Toy Shop
72 Main Street, CA13 9LU.
Tel: 01900 825855

Caistion, The Green Housekeeper Cafe
16 Yew Dale Road, LA21 8DU.
Tel: 01539 441 925

Pontrich, Harpers Cycles
1/2 Middlegate, CA11 7PG.
Tel: 01768 864475

Whitehaven, This Could Be Massive
79 King Street, CA28 7LE.
Tel: 01946 695262

DERBYSHIRE

Belper, Children's Choice
14 Bridge Street, DE56 1AX.
Tel: 01773 825865

Barton On Trent, Portal Wargaming
Unit 7-8 Greenline Business Park,
Wellington Street, DE14 2AS.
Tel: 07794 441 418

Buxton, Knowles Toys & Models Ltd.
5 Market Street, SK17 6JY.
Tel: 01298 24203

Ilkeston, Malcs Models
1 Northgate Street, DE7 8FR.
Tel: 0778 689 6807

Matlock, Shaves Ltd
8 Bank Road, DE4 3AQ.
Tel: 01629 582482

DEVON

Exmouth, Collett's Models Of Exmouth
6B Albion Street, EX8 1JL.
Tel: 01395224608

Newton Abbot, Bekra Models
91 Queen Street, TQ12 2BG.
Tel: 01626 344884

Collyampton, Nanna's Toy Chest
62 Fore Street, EX15 1LB.
Tel: 01884 839317

Dartmouth, W.S. Pillar and Co.
1 Lower Street, TQ6 9AN.
Tel: 01803 832139

Exeter, Khaos Games Ltd
172 Sidwell Street, EX4 6RH.
Tel: 01392 680 2397

Ilfracombe, Kodos BMX Ltd
99a High Street, EX34 9NH.
Tel: 01271 862 422

Kingsbridge, The Trading Post
31 Fore Street, TQ7 1PG.
Tel: 01548 852923

Newton Abbot, Trago Mills
Liverton, TQ12 6JD.
Tel: 01626 821111

Ottery St. Mary, Moving Pictures
3A Silver Street, EX11 1LT.
Tel: 01404 812 774

Paignton, Paignton Model Shop
60 Hyde Road, TQ4 5BY.
Tel: 01803 555882

Plymouth, Giants Lair
46-49 Faraday Mill Business Park, Faraday
Road, PL4 0ST.
Tel: 01752 220975

Plymouth, Antics Model Shop
30 Royal Parade, PL1 1DU.
Tel: 01752 221851

Plymouth, Nimrod Models
28 Ridgeway, PL7 2AL.
Tel: 01752 511899

Tavistock, Games and Computers
23 Market Street, PL19 0HR.
Tel: 0182 2664 6288

Tavistock, Kaleidoscope
37 Brook Street, PL19 0HE.
Tel: 01822 615236

Teignmouth, Jackmans Toybox
9a Teign Street, TQ14 8EA.
Tel: 01626 788755

Fiverton, Banburys Dept Stores
1, 3 & 5 Gold Street, EX16 6DB.
Tel: 01894 252027

Totes, Toyday Toyshop Ltd
71 The High Street, TQ9 5PB.
Tel: 01803 840303

DORSET

Bridport, Frosts Toyshop
34 West Street, DT6 3QP.
Tel: 01308 422271

Christchurch, Simple Miniature Game
Unit 3 Rear of 60 Bridge Street, BH23 1EB.
Tel: 01202 489721

Dorchester, Dorchester Toys
South Street, DT1 1BY.
Tel: 01305 780601

Gillingham, Net Play
School Lane, SP8 4QW.
Tel: 01747 228 287

Lytchett Minster, Things 2 Do Toys And Puzzles
Unit 1 + 2 The House, The Courtyard Craft
Centre, BH16 6BA. Tel: 0120 2620943

Rayleigh, Gamerz Nexus
Shaftsbury, The Toy Box Dorset Ltd
59-61 High Street, SP7 8JE.
Tel: 01747 805877

Swanage, Nigel Wells Design Services Ltd
15-17 Institute Road, BH19 1BT.
Tel: 01929 426096

Wareham, Vortex Wargames
46 Holton Road, BH16 6LT.
Tel: 01202 580 474

Weymouth, Howleys Toymaster
5 Frederick Place, DT4 8HQ.
Tel: 01305 779255

ESSEX

Braintree, Blast Music
64A High Street, CM7 1JP.
Tel: 01376 060 807

Bornham on Crouch, FlairRail
Unit 6 & 7 Springfield Nursery Estate,
CMO 8TA.
Tel: 01621 786198

Clacton On Sea, Clacton Art & Craft Centre
43 Jackson Road, CO15 1JA.
Tel: 01255 438346

Clacton On Sea, Chaos
105 Station Road, CO15 1TW.

Colchester, 4TK Gaming
20 Davy Close.
Tel: 01206 861 549

Colchester, Mankim Models
213 Shrub End Road, CO3 4RN.
Tel: 01206 574 929

Harlow, Marquee Models
Unit 71, The Harvey Centre, CM20 1XS.
Tel: 01279 423334

Heaton, The Heaton Toy Shop
85-87 High Street, EX14 1PG.
Tel: 01206 574 741

Hornchurch, Tole Haven
30 Romeo Corner, RM12 4TN.
Tel: 01708 475051

Ilford, Miniature Empire
347 Eastern Avenue, IG2 6NE.
Tel: 0207 998 3008

Rayleigh, Gamers Nexus
12a Station Road, SS6 7HL.
Tel: 07875 957506

Saffron Walden, Game On
30 High Street, CB12 1AX.
Tel: 01799 506022

Southend, K & M Art Supplies Ltd
1 Queens Road, SS1 1LT.
Tel: 01702 435 196

GLOUCESTERSHIRE

Cheltenham, Dodwells Ltd
168 Bath Road, GL53 7NF.
Tel: 01242 210 633

Chipping Sodbury, Purple Parrot
51 Broad Street, BS37 6AD.
Tel: 01454 323332

Cirencester, Brandywine Books
8 Swan Yard, West Market Place, GL7
2NH.
Tel: 01285 658 197

Bourton On The Water, Bourton Model Railway
Box Bush, High Street, GL54 2AN.
Tel: 01451 620866

Stroud, Antics Model Shop
49 High Street, GL5 1AN.
Tel: 01453 765 920

Stroud, Pink Planet Games Exchange
22 Merrywalks Shopping Centre, GL5 1RR.
Tel: 01453 755 555

HAMPSHIRE

Aldershot, The Games Shop
6 Wellington Street, GU11 1DZ.
Tel: 01252 311443

Alton, Altan Model Centre
7a Normandy Street, GU34 1DD.
Tel: 01420 542244

Andover, Andover Toys
20 Chantry Centre, SP10 1LX.
Tel: 01264 352263

Fleet, Fleet Toys
195 Fleet Road, GU15 3BL.
Tel: 01252 613949

Fordingbridge, All The Cool Stuff
64 High Street, SP6 1AX.
Tel: 01425 650696

Gosport, I.D. Books and Wargames
111 Stoke Road, PO12 1LR.
Tel: 07969 494855

Havant, The Bunker Games
37 Market Parade, PO9 1PY.

Lymington, Toys of New Milton
71 Station Road, BH25 6HY.
Tel: 01425 617805

Newport, Cheap Thrills
Unit 3 Central Market, Scarrots Lane,
PO30 1JP.
Tel: 01983 530570

Petersfield, Academy Arts and Crafts Centre
2 Winton Road, GU32 3HA.
Tel: 01730 261 642

Ringwood, Toys of Ringwood
8, The Furlong, BH24 1AT.
Tel: 01425 479444

Romsey, Roundabout
17 The Hundred, SO51 8GD.
Tel: 01794 512145

Ryde, The Sports & Model Shop
9 Union Street, PO33 2DT.
Tel: 01983 563836

Shanklin, The Sports and Model Shop
69 - 71 Regent Street, PO37 7AE.
Tel: 01983 866824

Southampton, Bob and Sue's Models
2 Beaulieu Road, Dibden Purlieu, SO45 4PT.
Tel: 02380 844550

Southsea, Southsea Models
69 Albert Road, PO5 2SG.
Tel: 02392 733208

Waterlooville, Dobbins News
144 Park Avenue, Parkbrook, PO7 5HF.
Tel: 02392 251 780

HEREFORDSHIRE

Hereford, Hereford Model Shop
4 Commercial Road, HR1 2BB.
Tel: 01432 352 809

Ledbury, Little Shop of Wonders
44 Bye Street, HR8 2AA.
Tel: 01531 632206

HERTFORDSHIRE

Berkhamstead, Hamlets of Berkhamstead
33 Lower Kings Road, HP4 2AB.
Tel: 01442 864642

Buntingford, Lost Ark Games
37 High Street, SG9 9AD.
Tel: 01763 448414

Chestnut, Creative Thinking
10 Newham Parade, College Road, EN8
9NU.
Tel: 01992 622333

Harpden, Lorna's
4a Piggotshill Lane, AL5 1LH.
Tel: 01582 769204

Hatfield, Cathberts Toys
5 The Galleria, Comet Way, AL10 0XR.
Tel: 01707 273 228

Letchworth Garden City, A + M Motorcycles Ltd
1 Diamond Industrial Centre, Works Road,
SG6 1LW. Tel: 01462 483 211

Letchworth Garden City, Cathbert's Toys
21a Eastcheap, SG6 3DA.
Tel: 01462 486030

KENT

Broadstairs, Expressions of Broadstairs
65-67 High Street, CT10 1JL.
Tel: 01843 601620

Ashford, Kids Stuff
114 County Square Shopping Centre,
TN23 1AB.
Tel: 01233 610200

Ashford, Xpress Games
2 Chapel Mews, North Street, TN24 8JN.
Tel: 01233 621710

Deal, John Roper
34 High Street, CT14 6TE. Tel: 01304
361404

Dover, Xpress Games
37 Biggin Street, CT16 1BU.
Tel: 01304 449358

Folkestone, Xpress Games
Unit 2 Town Walk, CT20 2AD.
Tel: 01303 488474

Folkestone, Penkraft (Kent)
304 Chertton Road, CT19 4DP.
Tel: 01303 279292

Gravesend, Stamps and Hobbies
45 High Street, DA11 0AY.
Tel: 01474 534166

Hythe, Apple-Jax
156b High Street, CT21 5JU.
Tel: 01303 262602

Mald

Blackburn, Batcave

48 Northgate, BB2 1JL.
Tel: 01254 667488

Blackburn, Mercers Toys

47 Darwen Street, BB2 2BL.
Tel: 01254 681401

Blackpool, Collectables

68-70 Bond Street, FY4 1BW.
Tel: 01253 403839

Bolton, M.J. Racing

21 Daisy Hall Drive, BL5 2SA.
Tel: 01942 386790

Bolton, The Portcullis Wargames Emporium

8 White Lion Brow, BL1 4AD.
Tel: 01204 772522

Burnley, Battlisons One

Unit 1 Halls Street, BB11 1QJ.
Tel: 01282 416 161

Burnley, Compendium

First Choice, Unit 2, Cavour Street,
BB12 0BQ.
Tel: 01282 457060

Burnley, Games Arena Ltd

9 St James Street, BB11 1QL.
Tel: 01282 416 161

Citheroe, Covills of Citheroe Ltd

4 - 6 Market Place, BB7 2DA.
Tel: 01200 423587

Colne, West End Model Centre

113 Albert Road, BB8 0BT.
Tel: 01282 867711

Fleetwood, The Model Exchange

1 Wood Street, FY7 7PX.
Tel: 01253 874247

Leigh, Startstown Limited

3-5 Silk Street, WN7 1AW.
Tel: 01942 671116

Ormskirk, Taylors of Ormskirk

21-25 Moor Street, L39 2AA.
Tel: 01695573516

Preston, Worthy Wargaming Limited

58 Lancaster Road, PR1 1DD.
Tel: 01773 826479

Ramsbottom, Clark Crafts

Empire Works Railway Station, BLO 9AL.
Tel: 01706 826479

LEICESTERSHIRE

Ashby-De-La-Zouch, Shellbrook Toys

1a Market Street, LE65 1AF.
Tel: 01530 412185

Ashby-De-La-Zouch, Steve's Models

Bullens Court Yard, Mill Lane Mews,
LE65 1HP. Tel: 01530 416 827

Coalville, Mad 4 Collectables

113 Belvoir Road, LE67 5BS.
Tel: 01153 0588 033

Hinckley, Game World

18 The Borough, LE10 1NL.
Tel: 01455 617 600

Leicester, Table Top Tyrant

66B Bedford Street South, LE1 3JR.
Tel: 0116 2533954

Market Harborough, Quinns

3 Crowns Yard, High Street, LE16 7AF.
Tel: 01858 432313

LINCOLNSHIRE

Bourne, Paint A Pot Place

31 West Street, PE10 9NB.
Tel: 01778 420409

Gainsborough, D I Gifts

10 North Street, DN21 2HP.
Tel: 01427 238 263

Grantham, A1 Hobbies Ltd

NG31 9SE. Tel: 01476 579393

Grantham, W Boyes & Co. Ltd Grantham

12 High Street, NG31 6PN.
Tel: 01723 582 181

Grimsby, W Boyes & Co. Grimsby

221 - 229 Freeman Street, DN23 9DW.
Tel: 01472 358 568

Horncastle, Toy Castle

11 North Street, LN9 5ER.
Tel: 01507 523 872

Scunthorpe, R A Models

182 Ashby High Street, Ashby, DN16 2JR.
Tel: 01754 763886

Skewness, The Model Shop

15a High Street, PE25 3NY.
Tel: 01754 763429

Spalding, Masons Models

20 New Road, PE11 1DD.
Tel: 01775 722456

LONDON

Barnett, Toys Toys Toys

134 High Street, EN5 5XQ.
Tel: 0208 4490966

East Sheen, Pandemonium

125 Sheen Lane, SW14 8AE.
Tel: 0208 8780866

Finchley, Leisure Games

100 Ballards Lane, N3 2DN.
Tel: 0208 346 2327

Narrow, Toy Galaxy

178-180 Station Road, HA1 2RH.
Tel: 0208 4240300

London, Dark Sphere

57 York Road, SE1 7NJ.
Tel: 0207 9287220

Pinnet, Eds Party Pieces Ltd

17 Love Lane, HA5 3EE.
Tel: 0208 8660328

Ruislip, John Sanders Store No 385

77-79 High Street, HA4 8JB.
Tel: 01895 634848

Staines Upon Thames, The Missing Geek

12 Church Street, TW18 4EP.
Tel: 01724 557 007

Surbiton, Heroes and Legends Gamers Ltd

289 Ewell Road, KT6 7AB.
Tel: 0203 2580054

MANCHESTER

Manchester, Fanboy Three Ltd

17 Newton Street, M1 1FZ.
Tel: 01422 378532

MERSEYSIDE

Brimstage, Wargame Store

Brimstage Hall Courtyard, CH63 6JA.
Tel: 0151 3421233

Liverpool, The Scythe and Tea Cup Gamer Cafe

61a Kempston Street, GU9 7PB.
Tel: 01512 981665

St Helens, War and Hobby

22 Cooper Street, WA10 2BQ.
Tel: 01924 619111

St Helens, Scot Rock Hobbies

Unit 7 Junction Lane, Sutton, WA9 3JN.
Tel: 07512 098742

NORFOLK

Dereham, Starlings Toymaster

10 Wrights Walk, NR19 1TR.
Tel: 01362 697769

Gorleston, Boundless Realms

7 Baker Street, Great Yarmouth, NR31 6OT.
Tel: 07788 727 490

Great Yarmouth, Platform 1 Model Shop

73 Victoria Arcade, NR30 2NU.
Tel: 01493 843258

Great Yarmouth, Kerrisons

21 King Street, NR30 2NZ.
Tel: 01493 853 891

Holt, Starlings-Toymaster

12 High Street, NR25 6BN.
Tel: 01263 713101

Hunstanton, The Pavilion Toymaster

17 The Green, PE36 5AH.
Tel: 01485 533108

Norwich, Langleys

Wendover Road, Rackheath Ind Est,
NR13 6LH. Tel: 01603 621959

Norwich, Kerrisons

353 Aylesham Road, NR3 2RX.
Tel: 01603 494008

Sheringham, Starlings Toymaster

31-33 High Street, NR26 8DS.
Tel: 01263 822368

NORTHAMPTONSHIRE

Northampton, Wargames Workshop

3a Abington Square, NN1 4AE.
Tel: 07931 775263

Rushden, Osborne Sports & Toys

118 High Street, NN10 0PE.
Tel: 01933 312415

Wellingborough, Software Seller

12 Silver Street, NN8 1BQ.
Tel: 01933 440861

NOTTINGHAMSHIRE

Arnold, W Boyes & Co Ltd

61-63 Front Street, NG5 7EB.
Tel: 01159 260106

Mansfield, The Games Emporium

Handley Arcade, NG18 1NQ.
Tel: 01623 640022

Mansfield, Dreamlike Gaming Ltd

Unit 45 Block 7, Old Mill Lane Industrial
Estate, NG19 9BG. Tel: 0162 361 1112

Newark, Access Models

43-45 Castle Gate, NG24 1BE.
Tel: 01636 673116

Retford, Bookworm

1 Spa Lane, DN22 6EA.
Tel: 01777 869224

Shirebrook, Prints Charm-ing

2 Patchwork Row, NG20 8AL.
Tel: 01623 748 985

West Bridgford, Inspirations

18 Central Avenue, NG2 5GR.
Tel: 0115 9821200

OXFORDSHIRE

Banbury, Trinder Bros Ltd

2-4 Broad Street, OX16 5BN.
Tel: 01295 262546

Bicester, Bicester Toys and Nursery

66 - 68 Sheep Street, OX26 6JW.
Tel: 01869 323946

Carterton, Giles Sports, Toys & Cycles

1 Alvestock Road, OX18 3JL.
Tel: 01993 842396

Chipping Norton, Harpers

(Home and Garden) Ltd
29 - 30 High Street, OX7 5AD.
Tel: 01608 842 832

Oxford, Boswells Toymaster

1-4 Broad Street, OX1 3AG.
Tel: 01865 241244

Witney, Dentons

1 High Street, OX28 6HW.
Tel: 01993 704979

SHROPSHIRE

Donnington, Sanda Games

4 Albert Place, TF2 8AF.
Tel: 01952 676722

Newport, Chocibuster

71 High Street, TF10 7AU.
Tel: 01952 814354

Oswestry, Marcher Toys and Hobbies

7-9 Log Street, SY11 2NL.
Tel: 01691 654535

Shrewsbury, Totally Games Ltd

26 Claimont Street, SY1 1QG.
Tel: 01691 688994

Wellington, Questing Knight Games

6 Old Bakery Row, The Parade, TF1 1PS.
Tel: 01952 417747

SOMERSET

Bridgwater, Insane Games

7 East Quay, TA6 5AZ.
Tel: 01278 433554

Burnham On Sea, G.W. Hurley

27-29 High Street, TA8 1PA.
Tel: 01278 789281

Clevedon, Insane Games

15 Old Street, BS21 6ND.
Tel: 01275 871612

Frome, Frome Model Centre

2 Catherine Street, BA11 1DA.
Tel: 01373 465295

Midsomer Norton, Signals

Unit 8, Holly Court, High Street, BA3 2DB.
Tel: 01761 402484

Minehead, Daisy Chain

10 Park Street, TA24 5NQ.
Tel: 01643 706 578

Portsmouth, Careys Home and Garden

17 High Street, BS20 6AE.
Tel: 01275 398930

Somerton, Somerton Hobbies

Unit 4, Half Moon Park, TA11 6QQ.
Tel: 01458 273755

Street, Insane Games

Unit 9 Crispin Centre, BA16 0HP.
Tel: 01458 441443

Taunton, Hatcher & Sons Ltd

Unit 3a, The Monarch Centre, Off Venture
Way, Priorswood, TA2 8RX.
Tel: 01934 622141

Taunton, Crackers

5 Bath Place, TA1 4ER.
Tel: 01823 335057

Wells, Insane Games

2 St. Cuthbert Street, BA5 2AW.
Tel: 01749 679911

Weston-Super-Mare, M.T Games Limited

21-23 Meadow Street, BS23 1QQ.
Tel: 01934 429959

Yeovil, Atomic Comics & Games

Unit 1, Glovers Walk, BA20 1LH.
Tel: 01935 432 639

STAFFORDSHIRE

Barton On Trent, Midsa Toys (Toy Planet)

169 High Street, DE14 1JE.
Tel: 01332 347734

Cannock, Cooks Newsagent

54 Market Street, WS12 1AG.
Tel: 0154 3422 647

Fenton, Guys That Game

301-303 City Road, ST4 2QA.
Tel: 02081338048

Leek, Old Skool

Unit 10, Smithfield Centre, ST13 5JW.
Tel: 01538 383 161 (07530106627)

Lichfield, Digital Dragons

15 Lombard Street, WS13 6DT.
Tel: 07941 637793

Lichfield, Titan Games Ltd

5 Bore Street, WS13 6LJ.
Tel: 01538 383 161

Longton, A N Miniature Models

21 Commerce Street, Longton, ST3 1NW.
Tel: 01782 321 790

Newcastle Under Lyme, The Games Pad

3 York Place, ST5 2AH.
Tel: 01782 660 343

Rugby, A.E. Wargaming

Unit 16 A/B, 14-16 Brewery Street,
WS15 2DY.

Stafford, Stafford Games

Unit 1, Talgate Drive, ST16 2HS.
Tel: 01785 255577

Stafford, Too Fat Gobhins

Unit 3, The Colonnade, East Gate Street,
ST16 2NQ.
Tel: 01785 244499

Stoke on Trent, Big Boyz Toy

Station Road, Barlaston, ST12 9DH.
Tel: 01782 372 014

Wombourne, Maypole Toys Ltd

4 Maypole Street, WV5 9JB.
Tel: 01902 895 770

SUFFOLK

Beccles, Toy Box

32 New Market, NR34 9HE.
Tel: 01502 712785

Bury St Edmunds, Starlings Toymaster

62 Cornhill, IP33 1BE.
Tel: 01284 761646

Felixstowe, Wizards Workshop

14 Undercliff Road West, IP11 2AW.
Tel: 01394 277233

Leiston, Acecom Solutions

14 Sirewell Road, IP16 4AB.
Tel: 01728 630 630

Lowestoft, Annatar

152 London Road North, NR32 1HB.
Tel: 01502 513477

Newmarket, Moons Toyland

85 High Street, CB8 8UG.
Tel: 01638 663147

Stowmarket, D.J. Collectables

37 Ipswich Street, IP14 1AH.
Tel: 01449 771015

Sudbury, Tinetti's Toys

23 Gaol Lane, CO10 1JL.
Tel: 01787 372 238

Woodbridge, Teytown

8 Church Street, IP12 1DH.
Tel: 01394 383170

SURREY

Worcester, Worcester Wargames Ltd
2 Hopmarket, WRI 1 DL.
Tel: 07816 058 640

YORKSHIRE

Barnsley, Janco Toys
51 Park Road, Worsbrough Bridge, S70 5AA.
Tel: 01226 208654

Redale, Golden Tortoise
1 Sussex Street, Bedale, HD8 2AN.
Tel: 01677 423233

Bridlington, Darkstar Gaming
35A Quay Road, YO15 2AR.
Tel: 07846 856 504

Bridlington, W Boyes & Co Ltd Bridlington
29 King Street, YO15 2DN.
Tel: 01262 609 111

Cleckheaton, The Craft Shop
12 Northgate, BD19 5AA.
Tel: 01274 874 899

Denby Dale, Springfield Hobbies
367 Wakefield Road, Huddersfield, HD8 8RP.
Tel: 01484 860 086

Driffield, Sokells
52-53 Middle Street, YO25 6PS.
Tel: 01377 252101

Filey, Beachcomber
35 Belle Vue Street, Filey, YO14 9HU.
Tel: 01723 514434

Goole, Hall's Music
21 Pasture Road, DN14 6BP.
Tel: 01405 764191

Halifax, Halifax Modellers World
55 The Arcade, HX1 1RE.
Tel: 01422 349157

Huddersfield, Something Wicked
1 Wood Street, HD1 1BT.
Tel: 01484 559226

Hull, Archeron Games
35 George Street, HU1 3BA.
Tel: 01482 221011

Keighley, Sabre Wargames
The Trading Post, 75 Kirk Gate, BD20 0AJ.
Tel: 07794 010 760

Ilkley, W Boyes & Co Ltd Ilkley
3 Railway Road, LS29 8HQ.
Tel: 01943 601344

Leeds, Millennium Models
67 Queen Street, Morley, LS27 8EB.
Tel: 0113 2189286

Leeds, Patriot Games Leeds
Unit 4 Citspice, 11 Regent Street, LS2 7DN.
Tel: 01132 433 352

Leeds, Travelling Man
32 Central Road, LS1 6DE.
Tel: 01132 436 461

Northallerton, Chips Northallerton
Zetland Street, DL6 1NA.
Tel: 01609 777612

Pickering, Trail Blazer Outdoors
17 Market Place, YO18 7AE.
Tel: 01751 474672

Richmond, Flaggate Tea Room
5a Finkle Street, DL10 4DA.
Tel: 01745 828601

Scarborough, W Boyes & Co Ltd Scarborough
Queen Street, YO11 1HS.
Tel: 01723 375331

Scarborough, Space Myth and Magic
38 Eastborough, YO11 1HQ.
Tel: 01723 501821

Sheffield, Wargames Emporium
Workshop 8, Orchard Square, S1 2FB.
Tel: 0114 2754826

Sheffield, Outpost Wargames Ltd
30 Fumival Gate, S1 4QP.
Tel: 01142 752172

Sheffield, Impact UK
63 Loughton Road, Dinnington, S25 2PN.
Tel: 01909 560273

Skipton, Craven Model Centre
Unit 3 Mount Pleasant, High Street, BD23 1JZ.
Tel: 01756 794919

Whitby, W Boyes & Co Ltd Whitby
Station Square, YO21 1DU.
Tel: 01947 604403

Whitby, John Anderson - Toymaster
4 Bridge Street, YO22 4BG.
Tel: 01947 602213

York, Travelling Man
54 Goodram Gate, YO1 7LF.
Tel: 01334 236 461

York, W Boyes & Co Ltd York
35 Goodramgate, YO1 7LS.
Tel: 01904 610660

ISLE OF MAN

Port Erin, The Rowan
3 Balmoral Buildings, The Promenade, IM9 6AG.
Tel: 01624 834 686

THE CHANNEL ISLANDS

Guernsey, Carousel
36 Commercial Arcade, St. Peters Port, GY1 1LB.
Tel: 01481 721721

Saint Sampson, Aladdin's Cave
Le Canus Road, Capelles, GY2 4JJ.
Tel: 01481 728 469

St Helier, Bambola Toymaster
6 The Parade, JE2 3BP.
Tel: 01534 722 489

NORTHERN IRELAND

Ballymena, Camerons
23 Broughshane Street, BT43 6EB.
Tel: 02825648821

Banbridge, Roger's Toymaster
7 Bridge Street, Banbridge, BT32 3TL.
Tel: 018206 22225

Bangor, Replay Games
97 High Street, Bangor, Down, BT20 5BD.
Tel: 02891 452210

Belfast, Modelshop Belfast
Unit 20 Boucher Retail Park, Boucher Crescent, BT12 6HU.
Tel: 02890 260 853

Belfast, Hordapia Caffe Limited
85 Stranmillis Road, BT9 5AD.
Tel: 07955 016570

Coleraine, Tabletop Craft
22A New Row, Co. Londonderry, BT52 1AF.
Tel: 0784 041 3823

Derry, Comics and Collectables
Level 2 Richmond Centre, Shipquay Street, BT48 6PE.

Enniskillen, Modellers Corner
22 Darling Street, Enniskillen, BT74 7EW.
Tel: 02866 322376

Larne, The Black Knight Gaming Centre Ltd
Unit 31 Ledcom Industrial Estate, BT40 3AW.

Newcastle, Smyths Newsagents
12 Railway Street, Co. Down, BT33 0AL.
Tel: 02843 722 762

Newtownards, North Down Wargaming Centre
Ground Floor, Unit 2, Jubilee Road, Co. Down, BT23 4YH.
Tel: 07934 396 885

Portadown, Rogers Toymaster
8 Mandeville Street, Co. Armagh, BT62 3NZ.
Tel: 02638 350 889

SCOTLAND

Aboyne, George Strachans Ltd
Main Road, AB34 5HT.
Tel: 01339 886 080

Angus, Mac's Model Railroading
4-8 Reform Street, DD8 4BS.
Tel: 01575 675237

Balloch, Loch Lomond News Ltd
Unit 3A1 Loch Lomond Shores, Alexandria, G83 8DL.
Tel: 01389 756 966

Banchory, Nano Toy Shop
Shop 2, 77 High Street, AB31 5TJ.
Tel: 01330 824545

Callander, James Bayne Fishing Tackle Shop
76 Main Street, FK17 8BD.
Tel: 01877 330218

Dunbar, Lothian Computers
98 High Street, EH42 1JJ.
Tel: 01368 864 500

Dunfermline, Abbey Models
2 May Gate, Dunfermline, KY12 7NH.
Tel: 01383 731116

Dunfermline, Walkers Opticians
Moray Way North, Dalgety Bay, KY11 9NH.
Tel: 01383 821688

Edinburgh, Marionville Models
42 Turn House Road, EH12 8LX.
Tel: 0131 3177010

Edinburgh, Toys Galore
193 Morningside Road, EH10 4QP.
Tel: 0131 471006

Edinburgh, Es To Hitt
101 Lauriston Place, EH3 9JB.
Tel: 0131 37 2310

Falkirk, The Washing Well Falkirk Ltd
10 Lint Riggs, FK1 1DG.
Tel: 01324 634 587

Galashiels, Border Computing
94 Overhaugh Street, TD1 1DP.
Tel: 01896 750 536

Glasgow, A1 Toys
Unit 154, Braehead Shopping Centre, Kings Inch Road, G51 4BN.
Tel: 01418 852 200

Glasgow, A1 Toys
Unit A4, Silverburn Shopping Centre, Barhead Road, G53 6DR.
Tel: 01418 812 262

Prestwick, A + H Phillips
170 Main Street, KA9 1PG.
Tel: 01292 477 693

Glasgow, Spellbound Games
82 Bowman Street, G42 8LF.
Tel: 01414 332 872

Glasgow, Static Games
31-35 Parrie Street, G1 5RJ.
Tel: 0141 5529785

Hamilton, Ink Spot
23-31 Castle Street, ML3 6BU.
Tel: 01698 201311

Helenburgh, Acorn Art
43 West Clyde Street, G84 8AW.
Tel: 01436 672132

Inverurie, Models Unlimited
2 North Street, AB51 3XQ.
Tel: 01467 672777

Johnstone, Quay Hobby Store
Unit 14 Vulcan Works, Floor Street, PA5 8PE.
Tel: 07847 092772

Kirkcaldy, Solway Books
14 St Cuthbert Street, DG6 4HZ.
Tel: 01557 330635

Kirkcaldy, MinMAX Games
95 Alison Street, Fife, KY1 1TT.
Tel: 07952 443 753

Kirkcaldy, Potter Around
Overton Farm, Midlothian, EH27 8DD.
Tel: 01506 238961

Largs, Bus Stop Toy Shop Ltd
23 Irvine Road, KA30 8HR.
Tel: 01475 898982

Murray Grompian, Junners Toymaster
57-61 South Street, Elgin, IV30 1JZ.
Tel: 01343 542429

Oban, Alha
6 Albany Street, PA34 4AR.
Tel: 01631 563645

Orkney, Cycle Orkney
Tankerness Lane, KW15 1AQ.
Tel: 01856 875777

Paisley, Paisley Model Centre
80-82 Arlestone Road, Paisley, PA1 3TS.
Tel: 01418 894221

Perth, The Gamers Pad
1 York Place, PH2 8EP.
Tel: 01738 442836

Rothsay, Bute Bargains
65-67 Montague Street, PA20 9BU.
Tel: 01700 505 656

Shetland, Harrys Dept Store
Esplanade, ZE1 0LL.
Tel: 01595 693097

Stonehaven, Toacan Toys
19 Alfordice Street, AB39 2BS.
Tel: 01569766333

Thurso, Durraes
2 Sir Johns Square, KW14 7AN.
Tel: 01847 893169

WALES

Aberarthwy, Valley Craft Ltd
Unit 21 Bowen Industrial Estate, Mid Glamorgan, CF81 9EP.
Tel: 01443 758002

Aberystwyth, The Albatross
29 Pier Street, SY23 2LN.
Tel: 01970 617836

Barmouth, Hobby, Model & Game Shop
2 The Arches, King Edwards Street, Gwynedd, LL42 1AD.
Tel: 07899 861 012

Cardiff, Mr Mac's Magical Emporium Ltd
Unit 7 Codas House, 52-60 Merthyr Road, Whitechurch, CF14 1DJ.
Tel: 02920 020251

Cardiff, Firestorm Games
8 Trade Street, Penarth Road, CF10 5DQ.
Tel: 02920 227117

Cardigan, Awen Teif
23 High Street, Cardigan, SA43 1JG.
Tel: 01239 621 373

Carmarthen, Zap! Comic
2 Albion Arcade, Blue Street, SA31 3AB.
Tel: 01267 220 209

Dolgellau, Waterloo
Studio 1, Bridge Street, LL40 1AU.
Tel: 01341 423 018

Fishguard, The Card Cabin
42 West Street, SA65 9AD.
Tel: 01348 875227

Haverfordwest, Enrys Art Supplies
22 Market Street, Sir Benfro, SA61 1NH.
Tel: 01437 779646

Lampeter, Lomas's
9 Bridge Street, SA48 7HG.
Tel: 01570 422539

Llandudno, Acme Games
25 Madoc Street, LL30 2TL.
Tel: 01492 872 707

Llanelli, JD Games
2 Vaughn Street, SA15 3TY.
Tel: 01554 776 567

Llantrif Major, Plaza Toymaster
Unit 12, Pound Place, CF61 1DL.
Tel: 01446 794118

Caerphilly, Jet Models and Hobbies
27 Bartlett Street, Caerphilly, CF83 1JS.
Tel: 02920 880600

Heath, Fish N Things
138 Denver Road, Skewen, SA10 6TE.
Tel: 01792 812199

Newport, D-S Models
Unit E5 New Port Indoor Market, Upper Dock Street, NP20 1DD.
Tel: 01633 222822

Newport, Western Valley Models
1 Crescent Road, Risca, NP11 6GB.
Tel: 01633 615445

Pembroke, Dragon Alley
63 Main Street, SA71 4DA.
Tel: 01646 621456

Pembroke Dock, Crystal
18 Diamond Street, SA72 6AH.
Tel: 0146 686 037

Penced, Ricko Craft
3 Penybont Road, Mid Glamorgan, CF35 5PY.
Tel: 02920 022 725

Postypridd, Sugar and Spice
The Arcade, Church Street, CF37 2TH.
Tel: 07879 221379

Portcawl, R + R Hobbies
70 New Road, Mid Glamorgan, CF36 5DG.
Tel: 01656 858 083

Portmadog, Portmadog Models
6 Bank Place, Manor Road, LL49 9AA.
Tel: 01766 830269

Rhuddlan, Rhuddlan Models
Brynawel High Street, LL18 2TU.
Tel: 01745 590048

Rhyl, The Games Exchange Ltd
131 High Street, LL18 1TR.
Tel: 01745 336544

Tonby, Clarice Toys
4 Upper Frog Street, SA79 7JD.
Tel: 01834 843 493

Welshpool, Frontline Games
19a High Street, SY21 7JP.
Tel: 01938 590256

Wrexham, 4th Planet Games
7 Trinity Street, LL11 1NH.
Tel: 01978 357 713

IRELAND

Ashbourne, Toys @ Fun Galaxy
Unit 21 Ashbourne Retail Park, Ballybin Road.
Tel: 00 353 196 902 53

Cavan, Clarkes Toymaster
Unit 3 Lakelands Retail Park.
Tel: 00 353 494 372 222

Cloemel, R.B Models
28b Queen Street.
Tel: 00 353 526 124 808

Dublin, Centrepoint Stores Ltd
Unit 69 Donaghmede, Dublin 13.
Tel: 00353 1847 5309

Cork, Other Realms
Paul Street Shopping Centre.
Tel: 00 353 214 222 224

Dublin, Gamers World
1 Jervis Street, Dublin 1.
Tel: 00 353 018 044 540

Dublin, Nimble Fingers
1 Dublin Road, Stillorgan.
Tel: 00 353 128 807 88

Dublin, Tom Stanleys
Unit 11, Rosemont Bus Park, Finglas, Dublin 11.

Dundalk, Carrolls Books
77 Park Street, Co. Louth.
Tel: 00353 3429 334359

Dun Laoghaire, The War chest
Unit 2, Royal Marine Hotel.
Tel: 00353 8778 25886

Galway City, Duncans and Donuts
The Bridge Mill, Lower Dominick Street.
Tel: 00 353 915 679 30

Latterkenney, Timmy Toys
Leck Road, Drumahoe.
Tel: 00 353 749 122 314

Limerick, The Gathering
43 Lower Gerald Griffin Street.
Tel: 00 353 613 151 33

Maynooth, Gamers Hub
Unit 1 - Geraldine Court, Doctors Lane.
Tel: 00 353 860 466 029

Sligo, Conways Sligo Bookshop
45 O'Connell Street.
Tel: 00 353 719 140 660

Thurles, Bookworm
1 Parnell Street.
Tel: 00 353 504 222 57

Tralee, Caball Toymaster
Bridge Street, Tralee.
Tel: 00353 66 712 1847

Wicklow, The Hobby Hut
Unit 1 Fitz William Court, Wicklow Town.
Tel: 00 353 861 072 706

BELGIUM

Aalst, Hermelijn
Molenstraat 36, 9300.
Tel: +32 (0)53 41 48 66

Aarschot, Top1Toys Igelberts
Bogaardenstraat 19, 3200.
Tel: +32 (0)16 56 62 23

Antwerpen, Herman Verschoten Modelbouw
Eiermarkt 31a, 2000.
Tel: +32 32 32 66 22

Antwerpen, Ballies Modelbouwcenter
Turnhoutsebaan 340, 2140.
Tel: +32 32 35 97 08

Brugge, Papyrus
Sint Pieterskerklaan 50, 8000.
Tel: +32 (0)50 31 17 15

Brugge, Verbrugge Modelbouw
Arnon Ruzetelsan 279, 8310.
Tel: +32 (0)50 32 39 72

Deinze, What Ever
Kortrijkse Steenweg 376, 9800.
Tel: +32 (0)49 74 37 646

Geet, Het Spelgezel
Franklin Rooseveltlaan 40, 8000.
Tel: +32 (0)48 55 03 416

Geet, Worlds End Comics
Overpoortstraat 110, 9000.
Tel: +32 (0)92 22 05 76

Halle, Het Spelgeziel
Klinkaert 7, 1500.
Tel: +32 (0)23 56 03 07

Halle, Mishra's Playground
Ninoofse Steenweg 104, 1500.
Tel: +32 (0)23 61 58 53

Halle, Top1Toys Halle
Basillestraat 66, 1500.
Tel: +32 (0)23 56 04 03

Hasselt, Oberonn
Kempische Steenweg 27, 3500.
Tel: +32 (0)479 67 96 90

Heist op den Berg, RC Culture
Industriepark B 4, 2220.
Tel: +32 (0)47 38 25 462

Kortrijk, Albion
Doorniksestraat 52, 8500.
Tel: +32 (0)56 32 43 07

Kraainem, L'Atelier de Geppet
Rue d'Argile 72, 1950.
Tel: 02 661 30 17

La Hulpe, L'Atelier de Geppet
Centre La Mazerine, 1310.
Tel: 02 661 30 15

Leuven, Spellenant Leuven
Sint-Hubertusstraat 3, 3000.
Tel: +32 (0)466 73 83 24

Mechelen, Spellenant Mechelen
Keizerstraat 14, 2800.
Tel: +32 (0)15 20 17 45

Merksem - Antwerpen, The Gamestore
Ridder van Parijs Straat 7, 2170.
Tel: +32 (0)33 25 55 35

Oostende, King Arthur
Alfons Pieterslaan 96, 8400.
Tel: +32 (0)59 51 57 56

Reinze, What Ever
Kortrijkse Steenweg 376, 9800.
Tel: +32 (0)49 74 37 646

Roeselare, Black Border
Noorstraat 206, 8800.
Tel: +32 (0)51 20 82 50

Vilvoorde, Boekcenter
Leuvensestraat 147, 1800.
Tel: +32 (0)22 51 20 05

</

BRAZIL

Campanas, Legends do Brasil
Tel: 00 55 19 3234 3343



CHILE

Antofagasta, Osamu Manga & Toys
Tel: 0056 99 08 56 762



Iquique, Zona Hobby
Vivar 718, Local 406,
Tel: 0056 65 95 86 67

Las Comas, Santiago, Mirax
Tel: 0056 22 46 34 60

Providencia, Santiago, Guild Dreams
Tel: 0056 22 31 71 37

Santiago, Caleuche Hobbies & Battle Games
Tel: 0056 73 33 61 03

CHINA



Beijing, Juvenile & Children Reading Experience
Wonderland Warhammer Club
Bao Steel Tower, C12F, Jianguomen Wai
St, Chaoyang District, Beijing, 100022,
P.R.China. Tel: 0086 10 57526737

Beijing, 14Th Arsenal
Room 1301, Building 22, No.1 Area,
Xinghuyuan, Gongyi Xi Qiao, Fengtai
District, Beijing. Tel: 0086 15601219717

Beijing, Beijing Book Building
Tel: 0086 10 66066504

Beijing, Beijing Warhammer Club
Tel: 0086 10 64037588

Beijing, Joia Us
227A, Deshengmen Nei Street, Xicheng
District, Beijing 227A, Deshengmen Nei
Street, Xicheng, District, Beijing 227A,
Deshengmen Nei Street, Xicheng District,
Beijing. Tel: 0086 13810426196

Beijing, Qi-Wan Miniatures Wargame Club
Tel: 0086 13681244512

Beijing, Tongxin Zhongguancun
No.1004, Level 10, Building A, Haidian
Culture & Arts Building, Zhongguancun
Street Jia No.28, Haidian District, Beijing,
Tel: 0086 13661366789

Beijing, Wangjing Xinhua Bookstore
Tel: 0086 10 65277787

Beijing, Warhammer Elite Club
Tel: 0086 10 82615654

Beijing, Warhammer Elite Club
Tel: 0086 13601274736

Beijing, Xishi Hobby Kinjiekou Shop
Tel: 0086 10 82615654

Beijing, Xishi Hobby Zhongguancun Shop
Tel: 0086 10 59863768

Chengdu, Kid's Castle
Room 2-2-1603, Beautiful City, No.75,
Jialing Road, Hongpailou, Wuhou District,
Chengdu.
Tel: 0086 18980681113

Chengqing, Xinchangyong Game
Tel: 0086 13638392310

Fuzhou City, Play&Show Warhammer Club
Tel: 0086 591 83339562

Kunming, Kunming Elite Warhammer Club
Tel: 0086 13659813689

Kunming, Kunming Star Torch Chess Club
Qingyun Street, Yunnan City, Kunming
Province Willow Lane No. 3,
Tel: 0086 18669052068

Kunming, Magic Factory
Shop 1-1, Alley Youfu Factory, Beijing Road,
Tel: 0086 15925134784

Qingdao, Qingdao Battle Of Wits Club
Tel: 0086 13963950012

Shanghai, Boocup Grand Gateway
5F,1 Hong Qiao Road, Shanghai, China,
Tel: 0086 21 64480977

Shanghai, Boocup Jia Qiao
C4, Green Sports & Leisure Center, No.600,
Lan Tian Road, Shanghai, China,
Tel: 0086 21 50306879

Shanghai, Boocup Kerry Parkside
L208, Kerry Parkside, 1378 Hua Mu Road,
Shanghai, China
Tel: 0086 21 50200551

Shanghai, Good Knight Board Game Store
Tel: 0086 21 35080880

Shanghai, You Lai You Qu
Room 212, Bai Mi Xiang Xie, No.229
Middle Zhejiang Rd., Huangpu District,
Shanghai,
Tel: 0086 13916719676

Shanghai, Zark
3F-H02, 3rd Floor, Xinsang Digital
Plaza, No.39, Huaihai Road, Huangpu
District, Shanghai, China,
Tel: 0086 21 53017710

Shantou, Miniature Kingdom
Shop No.105, Building 31 South Area Of
Longxi Gardon Longhu District, Shantou
City Guangdong Province Cn
Tel: 0086 15989742225

Shenyang, Shenyang Warhammer Elite Club
Xinchengda 1B29, Heping Sanhao Street,
Shenyang
Tel: 0086 13889197092

Shenzhen, D6 Model Shop
No.152, Middle Of 1st Waimao
Street, Shekou, Haiyun Jia Yuan, Nanshan
District, Shenzhen,
Tel: 0086 13632502582

Tian Jin, Tianjin Waaghi Gaming Club
Tel: 0086 13682199861

Wuhan, Stormcastle Warhammer Club
Tel: 0086 13476097121

Wuhan, Zhi-Li Model
Tel: 0086 27 82818761
Xian, Xian Waaghi Warhammer Club
Tel: 0086 13488470106

Zhengzhou, Zhengzhou Warhammer Front Hq.
Tel: 0086 13592517573

COLOMBIA



Cali, Magic Colombia
Tel: 0057 072 371 4626

Medellin, Joega & Real
Tel: 0057 4 332 8686

CROATIA



Zagreb, DBS
Tropoljski centar Borongaj, Krešičeva 32,
10000
Tel: 00 385 123 338 28

Zagreb, Carta Magica
Frankopanska 24, 10000,
Beijing. Tel: 00 385 14 846 099

CYPRUS



Kato Paphos, Cyprus Crusade
Tel: 00 35 7976 49072

Larnaca, Tapped Out
Shop 6, 33 Grigori Afxentou Avenue, 6021.
Tel: 00 35 7246 22978

Nicosia, Isengard Fantasy Shop
4Z Diagoras Avenue, 1097,
Tel: 00 35 7226 80700

CZECH



REPUBLIC

Brno, Cerny Rytir
Tel: 420541214860

Ceske Budejovice, Chaostit
Tel: 420602489158

Haradec Kralove, Knihspektivni Valhalla
Tel: 420495522009

Koprivnice, Magic
Tel: 420495522009

Kostelec, Certov Pekelny Kotlik
Tel: 420605584448

Liberec, Battle Games-Obchodni Pavilon
Tel: 420777526154

Ostrava, Matrix (Knihspektivni)
Tel: 420774404024

Prague 1, Ogrí Doupe
Zitna 45, 110 00,
Tel: 00 420 222 210 090

Prague 8, Cerny Rytir
Za porickou branou 21, 186 00,
Tel: 00 420 733 517 617

Prague 5, Mephit
Arbesov narnesti 14, 150 00,
Tel: 00 420 606 021 771

Hradec Kralove, Valhalla
Manesova 20, 500 02,
Tel: 00 420 495 522 009

Liberec, Svet Jatonheim
Fugnerova 667, 460 01,
Tel: 00 420 777 562 154

Vestni, Atlantis
Prikra 42, 755 02,
Tel: 00 420 772 771 988

DENMARK



Aalborg, Dragons Lair
Algade 63, 9000,
Tel: 98 12 16 18

Aalborg, SK Painting
Vesterbro 30 st tv, 9000,
Tel: 20 21 88 19

Aarhus, Gunzone
Kystvejen 27 st. th, 8000,
Tel: 87 61 11 12

Aarhus C, Dragons Lair
Amaliegade 21, 8000,
Tel: 86 19 00 63

Erslev, Asgaard Games
Vendbjergvej 5, Galtrup, 7950,
Tel: 42 16 91 16

Eshjerg, Arnold Busck
Kongensgade 33, 6700,
Tel: 75 12 11 77

Eshjerg, Bunken
Baggesens Alle 125, 6700,
Tel: 23 31 75 23

Gorlev, Gorlev Legetøj
Algade 23, 4261,
Tel: 58 85 51 11

Grenaa, Lisehesten
Storgade 7, 8500,
Tel: 86 32 56 96

Helsingør, Arnold Busck
Helsingør Bycenter 101, 3000,
Tel: 49 21 56 00

Herring, Førges Kelder
Smallegade 12, 7400,
Tel: 35 10 18 97

Hjørring, Arnold Busck
Metropol, Østergade 30, 9800,
Tel: 98 92 80 40

Holbæk, Battleground
Tidemannsvej 16, 4300,
Tel: 24 24 49 50

Holbæk, Hack N' Slash
Vestergade 2, 4300,
Tel: 51 90 02 34

København Ø, Fanatic København
Classensgade 25, 2100,
Tel: 35 43 65 35

København K, Faraos Cigarer
Skindergade 27, 1157,
Tel: 33 22 21 11

København S, Pipi Legetøj
Arnarbergrode 201, 2300,
Tel: 32 55 74 47

Kolding, Good Games
Låsbygade 13, 6000,
Tel: 75 50 03 04

Lynby, Faraos Cigarer
Jernbaneplassen 63, 2860,
Tel: 32 10 23 23

Næstved, Guns n Games
Ramsherred 21, 4700,
Tel: 31 20 20 04

Hyborg, Baggesøken
Korsgade 17, 5800,
Tel: 65 31 02 09

Odense C, Dragons Lair
Gråbrødrepassagen 9, 5000,
Tel: 65 91 97 01

Ringsted, Andres
Tinggade 12, 4100,
Tel: 35 10 31 75

Rødovre, Arnold Busck
Redovre Centrum 116, 2610,
Tel: 36 41 04 85

Odense, Arnold Busck
Rosengårdscentret, 5220,
Tel: 66 15 99 28

Randers, Lisehesten
Adelgade 7, 8900,
Tel: 86 40 41 50

Norskeid, Fanatic
Grønnegade 2, 4000,
Tel: 45 46 36 35 48

Svendborg, Farve og Hobbyjernet
Klosterplads 4, 5700,
Tel: 62 21 31 31

Taastrup, Genbrugsbøger
Taastrup Hovedgade 95, 2630,
Tel: 27 29 35 26

FINLAND



Aland, Dillen AB
Torggatan 7, 22100,
Tel: +358 18 15578

Espoo, Tapiolan Pelikauppa
Kauppamiehentie 1, 02100,
Tel: +358 9 412 9941

Hameenlinna, Pelihouone Enter
Palokunnankatu 14, 13100,
Tel: +358 44 508 1002

Heinola, Heinolan Talous-Maavi ja Lelu
Kauppakatu 19, 18100,
Tel: +358 3 715 3905

Helsinki, Fantasiapeliit Helsinki
Vilhoinkatu 4b, Vuorikatu 16, (Kaisaniemen
Metroasema), 00100,
Tel: +358 9 650 803

Helsinki, Poromagia
Kellomieskatu 10, 00520,
Tel: +358 46 909 9547

Helsinki, Stadin Pelikauppa
Kaisaniemenkatu 1, Sisäpiha, 00100,
Tel: +358 9 698 0300

Joensuu, Fantasiapeliit Joensuu
Suvantokatu 8, 80100,
Tel: +358 13 284 314

Jyväskylä, Fantasiapeliit Jyväskylä
Kauppakatu 29, 40100,
Tel: +358 14 216 629

Kouvola, Kouvola Puolenkuan Pelit
Kouvokatu 14, 45100,
Tel: +358 3 222 5200

Kuopio, Fantasiapeliit Kuopio
Tulliportinkatu 27, 70100,
Tel: +358 50 517 3915

Lahti, Puolenkuan Pelit
Rautatiekatu 16, 15110,
Tel: +358 3 751 5151

Lappeenranta, Fantasiapeliit Lappeenranta
Kauppakatu 61, 53100,
Tel: +358 5 541 1375

Mikkeli, Mikkelin Pelikauppa
Vuorikatu 9 L1, 50100,
Tel: +358 9 428 90753

Orivesi, Black Silver
Ensintie 3, 35100,
Tel: +358 41 777 5166

Oulu, Fantasiapeliit Oulu
Rautatiekatu 10, 90100,
Tel: +358 8 374 906

Pori, Askartelo-Pori
Yrjökatu 7, 28100,
Tel: +358 2 632 6671

Pori, Porin Pelikauppa
Satakunnankatu 23 B, 28130,
Tel: +358 2 529 8726

Raase, Raheen Askartelo
Sivonkatu 11, 92100,
Tel: 00358 8 223 6825

Seinäjoki, Fantasiainna
Pelosenkatu 3, 60320,
Tel: +358 40 561 6338

Seinäjoki, Pelikeides
Työväenkatu 1, 60100,
Tel: +358 6 417 7880

Tampere, Fantasiapeliit Tampere
Kuninkankatu 5, 33210,
Tel: +358 3 222 5200

Tampere, Kirja Kärkkäinen
KoskiKeskus, Hatanpaanvaltieite 1, 33100,
Tel: +358 3 225 1850

Tampere, Puolenkuan Pelit Tampere
Hämeenkatu 17, 33200,
Tel: +358 3 4518 0550

Turku, Fantasiapeliit Turku
Humalistonkatu 8, 20100,
Tel: +358 2 232 8413

Vaasa, Pelimies OY
HS-Center, Aletori, 65100,
Tel: +358 6 312 5111

GREECE



Athens, Fantasy Shop Central - Victoria
3rd Septemvriou 65, Pl. Victoria, 104 33,
Tel: 00 30 210 8231072

Athens, Fantasy Shop Exarcheia
Themistokleous 43-45, Exarcheia, 106 83,
Tel: 00 30 210 3828877

Athens, Fantasy Shop Amarousiou
Nikolaou Plastira 16, Marousi, 151 24,
Tel: 00 30 210 6234561

Athens, Fantasy Shop Kallithea
Irakleous 110A, Kallithea, 176 72,
Tel: 00 30 210 9592922

Athens, Fantasy Shop Glyfada
Aggelou Metaxa 21, Glyfada, 166 75,
Tel: 00 30 210 8963880

Athens, Hobbyplanet
Leontariou 78, Pallini, 153 51,
Tel: 00 30 210 6042916

Athens, Kaissa Ilioupolis
Agisilou 55, Ilioupoli, 163 46,
Tel: 00 30 211 4049855

Athens, Kaissa
Kallidromiou 8, Ippokratous, 117 42,
Tel: 00 30 210 3606488

Athens, Kaissa
Tritis Septemvriou 118, 104 34,
Tel: 00 30 210 8813990

Athens, Leonbooks
Lykourgou 132, Kallithea,
Tel: 00 30 210 9589757

Chania, Kaissa
Kidonias 109, 731 00,
Tel: 00 30 28210 88996

Elefina, Hobbyplanet
Ermou 75 & Tsoka, 19200,
Tel: 00 30 211 4040614

Glyfada, Athens
Kaissa, Horikon 4, 166 74,
Tel: 00 30 210 8982057

Nalandri, Athens
Kaissa, Doukissis Plakentias 18, 152 36,
Tel: 00 30 210 8898485

Ioannina, Kaissa
Napoleonos Zerva 11, 453 32,
Tel: 00 30 2651 30890

Kalamaria, Thessaloniki
Kaissa, Konstantinoupoleos 27, 551 33,
Tel: 00 30 2310 449377

Kerkyra, Digital Fantasy
M. Marganti 13-15, 49100,
Tel: 00 30 26610 35279

Larisa, Kaissa
Koumoundourou 22, 412 22,
Tel: 00 30 2410 538555

Marousi, Athens, Kaissa
Kondili 7, 151 22,
Tel: 00 30 210 6141675

Nes Erythraea, Athens, Kaissa
Harilaou Trikoupi 141, 146 71,
Tel: 00 30 210 6205222

Peristeri, Athens, Kaissa
Ethnikis Antistaseos 85A, 121 34,
Tel: 00 30 210 5722291

Pireaus, Warzone
Alkiviadou 138
Tel: 00 30 212 1014144

Thessaloniki, Hobby Games
Theohari 4, Thessaloniki Centre

Thessaloniki, Underworld Games
Kostantinou Paleologou 18, & Egnatia 109,
546 35, Tel: 00 30 2310 240193

Volos, Fantasy Shop Volos
Glyfani 98-100, Volos, 382 21,
Tel: 00 30 24210 28782

HONG KONG



Hong Kong Island, Jumbo Arts Co.
Tel: +852 68911 495

Wanchai, Fun Atelier
Tel: +852 2866 4870

HUNGARY



Budapest, Modell Hungaria
Fay Utca 4, H1139,
Tel: 0036 1 7691171

Budapest, Sas Military
Sas Utca 1
Tel: 0036 1 2664393

Budapest, Szilka-Fenix
34 Aurora Street, 1084,
Tel: 0036 20 5373303

Budapest, Wargamers
Királyhgyo U. 60, 1213,
Tel: 0036 30 6467670

Budapest, Veg-Ye
167-168 Szantimihalyi Road, 1152,
Tel: 0036 70 8661993

Budapest, Thamaspoint
Letenyi Maros Utca 15, 8868,
Tel: 0036 20 4281727

Dunakeszi, Yellow Dreams Auchan Mall
Tel: 0036 70 6201860

Gyok Airport Models
Tel: 0036 70 9442670

Szekesfehervar, Fonix Csar

JAPAN



Beppu, RingTel
Ekirame cho 3-5, Ofita, 874-0935.
大分県 リングアイル
別府市 駅前町3-5
Tel: 0977-75-8486

Chiba, Hobby Shop Arrows
Waei Bldg.3F, Inage Konakadai 2-8-20,
263-0043.
千葉県, ホビーショップ アローズ
日本, 和英ビル3階, 稲毛区小中台, 2-8-20,
千葉, 263-0043. Tel: 043-239-5523

Chiba, Yellow Submarine Chiba Game Shop
Tsukamoto Bldg.3F, Chuoku Hushimi 2-3-1,
Chiba, 260-0015.
千葉県 イエローサブマリン千葉ゲームショ
ップ
千葉市中央区富士見2-3-1
Tel: 043-227-5388

Kashiwa, Hobby Space McField
Hiroshima Kensetu Ekimae Bldg. 3F,
Kashiwa 1-1-10, Chiba, 277-0005.
千葉県 ホビーショップ ミスターフィールド
柏市 柏1-1-10 広島建設駅前ビル3階
Tel: 04-7138-6213

Nagoya, Toy's Marchen
Midoriku Horagai 2-1, Aichi, 458-0013.
愛知県 おもちゃのメルヘン
名古屋 緑区ほら貝2-1
Tel: 052-877-0909

Nagoya, Yellow Submarine Nagoya GAME SHOP
OA Bldg 6F, Nakaku Osu 3-11-9, Aichi,
463-0011.
愛知県 イエローサブマリン名古屋GA
MESHOP
名古屋市中区大須3-11-9
Tel: 052-238-3012

Osaka, Brain Gameshop Higashi
Higashiumiyoshi Kitatanabe 6-3-2,
546-0044.
大阪府 プレイングেমショップ ひがし
大阪市 東住吉区北田辺6-3-2
Tel: 06-6622-7022

Osaka, Iconoclasm
Space Nanba 401, Naniwaku Nanbanaka
2-4-2, 556-0011.
大阪府 アイコンクラズム
大阪市 浪速区難波中2-4-2 スペース難波
401. Tel: 06-4981-3003

Sapporo Shi, Mokeiya
1 Jo 6 Chome 2-8 Maeda Teime Ku,
Hokkaido, 006-0811.
札幌市, 模型屋
日本, 手箱区前田1条6丁目2-8, 北海道,
006-0811. Tel: 011-213-9456

Tokyo, Giant Hobby
Kumano Bldg 2F, Suginami Ku Koenji
Minami 4-7-13, 166-0003.
東京都 ジャイアントホビー
杉並区高円寺南4-7-13 久万乃ビル2階
Tel: 03-5913-8911

Tokyo, Yellow Submarine Akiba RPG Shop
Kogure Bldg.7F, Chiyodaku Sotokanda
1-11-6, 101-0021.
東京都 イエローサブマリン 秋葉原
千代田区外神田1-11-6 小暮ビル7階
Tel: 03-5297-5402

Yokohama, Mao No Mori
Suwa Sakae Machi 22-3, Mie, 510-0086.
三重県 魔王の森
四日市市 渡訪栄町22-3
Tel: 090-8338-5891

Yoshino Gun, MokeiShop II
Yasuragi Bldg 1F, Ohaiza Shimobuchi 68-4,
636-0821.
奈良県 模型ショップR
吉野郡 大淀町下宿68-4 安らぎビル1階
Tel: 0747-52-9592

Kata Kinohata, Just Wargame
No.26-1, Block F, 1st Floor, Ruang Pokok
Kayu Manis 1, Damai Plaza Phase 4,
Sabah, 88000.
Tel: 010 9510187

Kuala Lumpur, Borders Mid Valley
3rd Floor, The Gardens Mall, Mid Valley
City, WP, 59200.
Tel: 03 22874530

Kuala Lumpur, Borders Mont Kiara
Level 2, 1 Mont Kiara, Mont Kiara, WP,
50480.

Kuala Lumpur, Comics Mart
3rd Floor, Mid Valley Megamall, Mid Valley
City, WP, 59200.
Tel: 03 22870626

Kuala Lumpur, Times Bangsar
2nd Floor, Bangsar Shopping Center
Jalan Maarof, Bangsar, WP, 59000.
Tel: 03 20953509

Kuala Lumpur, Times Pavilion
Level 6, Pavilion KL, Jalan Bukit Bintang,
WP, 55100.
Tel: 03 21488813

Kuala Lumpur, Warp Space Games
10C, Faber Plaza, Jalan Desa Jaya, WP,
58200.
Tel: 012 2016600

Petaling Jaya, The Games Circle
Selangor, 47400.
Tel: 016 4510940

Petaling Jaya, Toybox
43A, Jalan 20/16, Selangor, 47300.
Tel: 03 78779805

MALTA

Malta, Forbidden Power
83, Misrah il-Barrier, Msida, MSD 1108.
Tel: 00 35 6212 27999

Malta, K Hobbies Ltd
Horneship Road, Fgura, PLA 13.
Tel: 00 35 6218 95423

MEXICO

AguaCalientes Ags, Tienda Omega
Tel: 0052 449 915 39 26

Cancun O.Roo, Gamer's Den
Tel: 0052 998 898 08 03

Celaya GTO, Zeta Oraku
Tel: 0052 461-206-0851

Edo, de Mexico, Dark Dragon's Lair
Av. Lomas Verdes #640 Local 31,
Shopping Plaza Lomas Verdes.
Tel: 0052 55 53 43 54 59

Merida, Yucatan, Animages
Calle 59 No. 56 Local 15, Col. Centro.
Tel: 0052 999 55 55 2312

Mexico D.F. IMP Comics
Tel: 0052 55 56 80 03 73

Mexico D.F., Minas Trith
Tenorios #36 Local 16, Col. Ex Hacienda
Coapa. Tel: 0052 55 4390 6246

Mexico D.F., Colecciones Calibri
Tel: 0052 55 50 19 99 60

Mixcoac, Quest Hobbies & Games
Tel: 55 55 98 92 78

Monterrey, NL, Imperial Fleet
Tel: 0052 81 11 70 81 87

Puebla, Warlords
Circuito del Sol Sur No. 2912-D, Col.
Amanecer.
Tel: 0052 22 23 21 79

Satelite Edo, De Mex, Entreteente Toys
Tel: 0052 55 46 33 04 32

Toluca, Mex., War Games
Tel: 0052 722 37 52 77 11

Bussum, 2 Brothers RC
Laarderweg 39-41, 1402 BC.
Tel: +31 (0)356 92 26 84

Delft, Speldorado
Hippolytusbuurt 21-25, 2611 HM.
Tel: +31 (0)152 13 45 16

Den Bosch, De Doppelsteen Den Bosch
Hinthammerstraat 90, 5211 MS.
Tel: +31 (0)736 14 55 30

Den Haag, Gameshop - Loosdunnen
Loosdunne Hoofdstraat 256, 2552 AM.
Tel: +31 (0)70 39 78 030

Den Haag, Gameshop - Schoolstraat
Schoolstraat 31, 2511 AW.
Tel: +31 (0)70 36 56 523

Dordrecht, Hobby Modelbouw Dordrecht
Voorstraat 360, 3311 CX.
Tel: +31 (0)78 63 12 711

Edo, Tinnen Seldaat
Soemballaan 12, 6712 AL.
Tel: +31 (0)318 65 32 96

Eindhoven, Gameforce
Visserstraat 18a, 5612 BT.
Tel: +31 (0)736 13 58 26

Emmen, Gameshop Play-It Emmen
Markplein 110, 7811 BA.
Tel: +31 (0)581 52 75 52

Groningen, Purperen Draak
Nieuwe Eschingerstraat 83, 9712 NG.
Tel: +31 (0)502 30 09 59

Hengelo, De Dondersteen
Wemenstraat 18, 7551 EX.
Tel: +31 (0)742 59 50 30

Hoorn, Spellenhoorn
Wisselstraat 2, 1621 CT.
Tel: +31 (0)229 29 55 65

Leeuwarden, Spelkrijg
Peperstraat 12, 8911 JA.
Tel: +31 (0)582 13 11 12

Leiden, Wiegerskop
Turfmarkt 2, 2312 CD.
Tel: +31 (0)715 13 27 83

Leiden, Tafelrijder
Oude Herengracht 11 a, 2312 LN.
Tel: +31 (0)71 52 22 724

Maastricht, Vlieg-er-uit
Brusselsestraat 70, 6211 PG.
Tel: +31 (0)433 25 16 53

Middelburg, De Burcht
Pluin 1940, Nr 5, 4331 LG.
Tel: +31 (0)118 65 00 48

Nijmegen, Moenen and Mariken
Van Weidenraast 70, 6511 MP.
Tel: +31 (0)243 23 61 19

Osduyge, Nils Ester Modelbouw
Fabrykswei 25, 9216 VR.
Tel: +31 (0)512 37 09 15

Oudenbosch, Top 1 Toys Kouwenhoven
Rooseveltsstraat 37, 4731 KG.
Tel: +31 (0)165 31 36 43

Rijswijk, Ted's RC Shop
Kerklaan 59h, 2282 CE.
Tel: +31 (0)704 15 90 14

Roermond, Bloembatich Hermien
Nassaustraat 66, 6043 ED.
Tel: +31 (0)475 31 68 24

Rotterdam, Gamers of the West
Jonker Fransstraat 122-a, 3031 AX.
Tel: +31 (0)10 27 09 233

Rotterdam, Magic United
Bergweg 41A, 3037 EA.
Tel: +31 (0)10 46 64 40 47

Schiedam, Gamestart
Hoogstraat 9a, 3111 HB.
Tel: +31 (0)10 42 63 993

Schoonoord, Scillas Winkel
Sieneweg 37, 7848 AD.
Tel: +31 (0)6 26 23 70 14

Siedrecht, De Gruijter Siedrecht
Burgemeester Winklerplein 10, 3362 AA.
Tel: +31 (0)184 41 27 44

Stads kanaal, Gameshop Play-It Stads kanaal
Ghandplein 14, 9501 DE.
Tel: +31 (0)599 65 56 00

Tegelen, Extra Modelbouw
Sporstraat 28, 5931 PT.
Tel: +31 (0)773 73 80 09

Tilburg, De Doppelsteen Tilburg
Schouwburging 155, 5038 TW.
Tel: +31 (0)1135 44 37 00

Uden, Goblin
Julianastraat 6, 5401 HD.
Tel: +31 (0)413 27 06 62

Utrecht, Labyrieth Fantasy
Oudegracht 207, 3511 NH.
Tel: +31 (0)302 81 71 57

Utrecht, Subcultures
Oude Gracht 194 (Kelder), 3511 NR.
Tel: +31 (0)302 31 11 22

Utrecht, Whoops
Springweg 1, 3511 VH.
Tel: +31 (0)302 30 41 23

Venlo, Intertoys Langen-Driessen
Vleustraart 51A, 5911 JD.
Tel: +31(0)77 35 136 762

Waddinxveen, Van der Wall Speelgoed
Passage 23, 2741 HB.
Tel: +31 (0)182 63 18 82

Wageningen, Movie Max Wageningen
Bergstraat 18, 6701 AD.
Tel: +31 (0)317 42 39 11

Winterswijk, Top 1 Toys Winterswijk
Misterstraat 60, 7101 EX.
Tel: +31 (0)543 51 28 27

Wormerveer, Music & More
Zaanweg 101, 1521 DP.
Tel: +31 (0)75 62 17 862

NORWAY

Alesund, Brio Kremmerhuset Maa Syd
Langelandveien 25, 6022.
Tel: 070143770

Bergen, Outland
Fortunen 4, 5013.
Tel: 055314822

Fredrikstad, Norstar Leketorget
Tel: +47 69315630

Kirkegata, Outland
Kirkeg. 23, 0153.
Tel: 038099420

Kongsberg, Rolf Liane
Tel: +47 98819560

Kristiansund, Gamezone
Drommingsens Gate 12, 4606.
Tel: 36178391

Kristiansund, Outland
Markensgate 41, 4612. Tel: +47 38099420

Lampeland, Spiljeflen
Sentrum, 3623

Mo i Rana, Ringo Lekehjernet Mo
Tel: +47 75151717

Mosjoen, Hobbystoretet
Tel: +47 75170170

Narvik, Ringo Barnes Verden
Tel: +47 76948505

Oslo, Outland Kirkegata
Kirkegata 23, 0153.
Tel: 098619560

Oslo, Mollergate 7, 0179
Tel: +47 22 33 29 80

Sandness, Osland Hobby
Langatun 44, 4306.
Tel: 051661509

Sjovoged, Outpost
Tel: +47 95703245

Skien, Sokratis Hobby Gården
Tel: +47 35528764

Stavanger, Outland
Seregate 19, 4006.
Tel: 051938080

Stokke, Hobby Hagen
Tel: +47 33335292

Tønsberg, Gledeshuset
øvre Langgate 47, 3110.
Tel: 092251707

Tønsberg, Brio Bamse
Tel: +47 33316790

Tromsø, Tromsø Brukshandel
Kirkegata 6, 9008.
Tel: 077686974

Trondheim, Outland
Munksgate 58, 7011.
Tel: 073520545

Trondheim, Tronderhim
St Olavs Gate 11, 7012.
Tel: 073520840

PANAMA

Nota Pintado, Arkham & Hobbie Games
Tel: 00 507 3 95 60 11

PERU

Av. Arenales, Colores y Miniaturas
Tel: 0051 14 71 66 64

PHILIPPINES

Binas, Zuras Gaming Center
Tel: 4768883

Cebu City, Neutral Grounds Cebu
Tel: 63916 8305040

Makati City, Neutral Grounds Gloriaetta
Tel: 819 5800

Mandaluyong City, Neutral Grounds Megamall
Tel: 425 0275

Muntinlupa City, Neutral Grounds Alabang
Tel: 850 2033

Quezon City, Neutral Grounds Galleria
Tel: (632)6348982

Quezon City, Neutral Grounds Trinoma
Tel: 916 5078

San Juan, Neutral Grounds Vmall
Tel: 727 8583

Igating City, Hobbes & Landes- The Fort
Tel: (632) 950939

POLAND

Bialystok, Grylan
Ul. Lipowa 6, 1 Pietro, 15-427.
Tel: 0048 78 4914710

Bielsko-Biala, Gnom
Ul. Szkolna 15, 43-300.
Tel: 0048 33 8213432

Bydgoszcz, Pegaz Centrum Gier
Pod Blankami 6/1a, 85-034.
Tel: 0048 085 39174

Cieszyn, Jaskinia Trolla
Ul. Michedey 18, 43-400.
Tel: 0048 503020589

Czestochowa, Bard M1 Czestochowa
Centrum Handlowe M1, Ul. Ksiewieckiego
8/16, 42-200.
Tel: 0048 79 8837213

Gdansk, Modelmania
Ul. Politechniczna 7, 80-288.
Tel: 0048 58 7418712

Gdansk, Rebel Centrum Gier
Ul. Matyski 6, 80-232.
Tel: 0048 58 3470204

Gdynia, Futurax
Ul. Waleriana Szeftki 2D/88, 81-572.
Tel: 0048 50 1563066

Gdynia, Shaga
Ul. Morska 173, 81-222.
Tel: 0048 609879601

Gdynia, Yademcom - Księgarnia
Ul. Szejtojanska 5-7, 81-368.
Tel: 0048 58 6611541

Glogow, Zielone Wzgozza
Ul. Kazimierza Wielkiego 2-4, 67-200.
Tel: 048 784 498 775

Gorzow Wielkopolski, Przystan Gier
Ul. Chrobrego 33A, 66-400.
Tel: 0048 790719110

Janki, Gzaal Janki
Centrum Handlowe Janki, Ul.
Mszczonowska 3, lokal A02, 05-090.
Tel: 0048 022 7113149

Katowice, Bard Katowice
Ul. Kosciuszki 8, 40-049.
Tel: 0048 32 2571817

Katowice, Battletable
Ul. Panewnicka 24, 20-709.
Tel: 0048 32 4944904

Krakow, Aptom
Ul. Wladyslawowa Jagiellij, 31-711.
Tel: 0048 12 3565678

Krakow, Bard Krakow
Ul. Batorego 20, 31-135.
Tel: 0048 12 6338063

Krakow, Bard M1 Krakow
Centrum Handlowe M1, Al. Pokoju 67,
31-580.
Tel: 0048 12 2596140

Krakow, Dragonus
Ul. Pawia 5, Galeria Krakowska, Poziom - 1,
31-154.
Tel: 0048 535723073

Krakow, Vanaheim
Ul. Lubicz 34/6, 31-512.
Tel: 0048 12 4221137

Lodz, DA-TA
Al. Tadeusza Kosciuszki 29, 90-418.
Tel: 0048 42 6337263

Lodz, Gameford
Ul. Piotrowska 101, 90-425.
Tel: 0048 42 6311161

Lodz, Model Fan
Ul. Gen. J. Dabrowskiego 28D, 93-137.
Tel: 0048 42 6424028

Lodz, Przystan!
Ul. Narutowicza 42, 90-135.
Tel: 0048 502015658

Lodz, Strefa Studio
Ul. Stagnowa 1, 91-104.
Tel: 0048 605650752

Lodz, Strategia Centrum Gier
Centrum Handlowe Retkonia, Ul.
Maratonka 24/32, Lokal 42, 94-102.
Tel: 0048 79 6595539

Lodz, Twoja Ksiazka
Ul. Aleksandrowska 191, 91-155.
Tel: 0048 42 6821326

Lublin, Fantazja - Zabawki Firmowe
- I Pirol, Iz czesc. 20-147.
Tel: 0048 507123160

Nowy Sacz, Graal Hobbit
Ul. Jagiellońska 50a, 33-300.
Tel: 0048 18 4435000

Osztyn, Crazy Dwarf
Centrum Handlowe Manhattan, Plac Pulaskiego 7, lokal 70, 10-515.
Tel: 0048 608062819

Opole, RMS Computers II
Ul. Krakowska 26/1A, 45-075.
Tel: 0048 77 4547413

Opole, Platypus Lounge
Ul. Sosnkowskiego 40-42, 45-254.
Tel: 0048 77 4422055, 77 4579050

Poznan, Bard Poznan
Ul. Sw. Marcina 24, Galeria MM, 61-805.
Tel: 0048 61 8538277

Poznan, Cube Katowicka
Ul. Katowicka 81D, 61-131.
Tel: 0048 61 6712415

Poznan, Cube King Cross
Ul. Bukowska 156, CH King Cross Marcelin, 60-196. Tel: 0048 50 6079264

Poznan, Cube MI
Ul. Szwejcarska 14, Centrum Handlowe MI, 61-285. Tel: 0048 61 6712415

Poznan, Cube Pestka
Al. Solidarnosci 47, Centrum Handlowe Pestka, 61-696. Tel: 0048 797763373

Poznan, Cube Stary Browar
Ul. Polwiejska 32, Poziom 2, Lokal 213, 61-888. Tel: 0048 508458325

Poznan, DataLand
Ul. Wolynska 38, 60-637.
Tel: 0048 61 8425171

Radom, White Tree
Ul. 25 Czerwca 36A, 26-010.
Tel: 0048 8802899, 11

Rybnik, Goblin
Ul. Powstancow Slaskich 6, 44-200.
Tel: 0048 783344419

Rzeszow, Gamekeeper
Ul. Krzywoskiego 6 B, 35-329.
Tel: 0048 178586060

Rzeszow, W6W Sklep Modelarski Hobby
Ul. Bernardynska 5, 35-069.
Tel: 0048 17 8528101

Siemianowice Slaskie, Jaga
Ul. Powstancow 15, 41-103.
Tel: 0048 32 2290139

Szczecin, Fenix
Ul. Wojska Polskiego 7, 70-470.
Tel: 0048 69 5934995

Szczecin, Safari
Ul. Bohaterow Warszawy 40, 70-342.
Tel: 0048 914846156

Torun, Grajfor
Ul. Mostowa 19, 87-100.
Tel: 0048 609752796

Warszawa, AM76
ul. Pachnaca 83, Lokal E, 02-790.
Tel: 0048 507894091

Warszawa, Faber i Faber
Ul. Pulawska 11, 02-515.
Tel: 0048 22 8491265

Warszawa, Graal Blue City
Al. Jerozolimskie 179, Pawilon 57, 02-222.
Tel: 0048 22 3117627

Warszawa, Graal Dworzec Centralny
Al. Jerozolimskie 54, 00-024.
Tel: 0048 696501053

Warszawa, Graal KEN Centre
Ul. Ciszewskiego 15, 02-777.
Tel: 0048 22 2089090

Warszawa, Merion
Al. Wladyslawa Reymota 12, Lokal 9, 01-842. Tel: 0048 602276219

Warszawa, Paradox Cafe
Ul. Anielewiczka 2, 00-157.
Tel: 0048 785179838

Warszawa, Rivendell
Al. Jana Pawla II, 43a, lokal 24b, 01-008.
Tel: 0048 22 6354805

Warszawa, SuperSerie
Al. Gen. Chrusciela 79, 04-414.
Tel: 0048 22 6110374

Wroclaw, Wszystkie Dla Ucznia
ul. Promienna 1b, 87-800.
Tel: 0048 54 237 93 45

Wroclaw, Bard Wroclaw
Ul. Szewska 31, 50-139.
Tel: 0048 71 3417472

Wroclaw, Bolter
Ul. Sokolnica 7/17, Pawilon 32, 53-676.
Tel: 0048 502279969

Wroclaw, Feniks
Ul. Szewska 95/97, SDH Feniks, 4 pietro, 50-121. Tel: 0048 694606618

Wroclaw, Pienoszowiczka
DH Astra, stoiszko nr 144, Ul. Horbaczewskiego 4-6, 54-130.
Tel: 0048 792301796

PORTUGAL



Sintra, Hobbykit
Fashion Spot Shopping
Loja B-09, Quinta da Beloura, 2710-000.
Tel: +351 214 850 901

Caldas Da Rainha, Magic Club caldas
R. DA Franca De Tourois, 32, 2500-167.
Tel: +351 968 057 421

Coimbra, Divercenter
R.D Pedro Cristo NO 53 Sala C, 3030-394.
Tel: +351 239 049 610

Coimbra, Loja Diver
Rua Vale das Flores, 19, 1º D, 3030-486.
Tel: +351 961 935 228

Viseu, Keol Games
Rua Eng. Beirão do Carmo lote 110,
3500-445.
Tel: +351 232 286 046

Lisboa, Kult Games
Rua Pinheiro Chagas, Nº78 C, 1050-180.
Tel: +351 213 555 499

Barreiro, Player's Spot
Centro Comercial Piramides, Loja 12,
2830-365. Tel: +351 211 823 432

Almada, Player's Spot
Centro Comercial M. Bica, loja 0 Loja 6,
2800-000. Tel: +351 211 823 433

Matozinhos, FANC Mar Shopping
AV. DR. Oscar Lopes, Loja 1.43, 4450.
Tel: +351 229 991 709

Lisboa, FANC Colombo
C.C. Colombo, Piso 1, Loja A-103,
1500-392.
Tel: +351 217 114 200

Lisboa, FANC
Rua do Carmo 2 Armazéns do Chiado,
1200-094.
Tel: +351 213 22 883

Lisboa, Lejas Arena
Rua Visconde Seabra 6A, 1700-370.
Tel: +351 213 155 580

Lisboa, Myriline's Magic, Lda
Tel: +351 213 032 258

Lisboa, Homem Azul
Rua Gil Vicente 40B, 1300-285.
Tel: +351 213 629 382

Lisboa, Tabak
C.C. Carrefour Telheiras, Loja 23, 1600-000.
Tel: +351 217 165 574

PUERTO RICO



San Juan, Maximum DC
Tel: +787 766 9634

RUSSIA



Ekaterynburg, World of Models
8 Marta st., 14.
Tel: 8 (343) 381 0076

Krasnoyarsk, Rednik
Baumana st., 26.
Tel: 8 (913) 573 3843

Moscow, Alegria
Myasnitskaya st., 20, m. Lubyanka.
Tel: 8 (495) 628 3337

Moscow, Alegria
Dmitriya Uyanova, 4/1, m.
Akademicheskaya.
Tel: 8 (499) 137 5868

Moscow, Alegria
Fridrikha Engelsa, 3/5, m. Baumanskaya.
Tel: 8 (499) 261 5075

Moscow, Alegria
Volokolamskoye shossa, 3, m. Sokol.
Tel: 8 (499) 158-1753

Perm, Petropavlovskiy
Kuybisheva st., 36, Petropavlovskiy
shopping mall, 614000.
Tel: 8 (912) 789 8412

St Petersburg, Art Miniatures
Goncharnaya St., 18, 191036.
Tel: 8 (812) 633 3395

Tver, Armada
Gor'kogo st., 124.
Tel: 8 (910) 531 7659

SINGAPORE



Funan Centre, Battle Bunker
Unit 05-42, Funan DigitalLife Mall, 109
North Bridge Road. Tel: +65 6338 5778

Fusionopolis, Paradigm Infinitum
Unit 02-05/06, 1 Fusionopolis Way,
Connexis Tower. Tel: +65 6466 6771

IDN Orchard, Prologue Bookstore
Unit 04-16, IDN Orchard, 2 Orchard Turn.
Tel: +65 6465 1477

Midpoint Orchard, Paradigm Infinitum Pte Ltd
Unit 03-01, Midpoint Orchard, 220 Orchard
Road. Tel: +65 6734 3858

Plaza Singapura, Comics Connection Pte Ltd
Unit 08-04, Plaza Singapura, 68 Orchard
Road. Tel: +65 6337 8300

Seren Centre, Toy Station
Unit 02-09/10/11, Serene Centre,
10 Jalan Serene. Tel: +65 64683054

SLOVAKIA



Bratislava, Madmaxon
Tel: 421 2 524 927 87

SLOVENIA



Ljubljana, Crna Lokuja
Poljanska 19, 1000.
Tel: 00386 59031220

Ljubljana, Drenovaj Citypark
Smartniska c.152 b, 1000.
Tel: 00386 45788030

SOUTH AFRICA



Belville, The Battle Bunker
Mega Gaming Store, Tyger Valley Shopping
Centre. Tel: 27 219149121

Bloubaerg Strand, The Battle Bunker
Shop C7A, Leonardo Park, Parklands, 7441.
Tel: 27 215562425

Claremont, Wizards Books & Games
Stadium On Main, Main Road, 7700.
Tel: +31 216830360

Durban, Destiny Books + Games
Shop L18, Windemere Centre, 4001.
Tel: 27 313128271

Durban, The Unseen Shoppe
Westville. Tel: 27 832806227

Durbanville, The Battle Bunker
Shop 4, Murray Louw Building
Main Road, 7550. Tel: 27 219790506

Johannesburg, The Great Shop
35 Langemann Drive, Kensington, 2101.
Tel: 27 824689899

Johannesburg, The Underground
171 Market Street, Northriding, 2186.
Tel: 27 117953946

Johannesburg, Essee Hobbies
Shop 21, Northcliffe Shopping Centre,
2029.
Tel: 27 118883619

Kenilworth, The Battle Bunker
Shop 5, Saratoga Court, Cnr Kenilworth &
Main Roads, 7700.
Tel: 27 217612811

Pretoria, Outer Limits Pretoria
1115 Burnett Street, Hatfield Square,
Hatfield, 83.
Tel: 27 123625497

Somerser West, The Battle Bunker
Shop 4, Libri Business Centre, Libri Road,
7129. Tel: 27 218514883

Standerfont, Hall Of Storms
11 Caledon Street, 2430.
Tel: 27 828561144

SOUTH KOREA



Seoul, Orctown
Tel: 02 6402 5946

SWEDEN



Borås, Hobbia I Knullerian
Bergsgatan 47, 506 30.
Tel: 070-61 701 66

Göteborg, Science Fiction Bekhandeln Göteborg
Kungsgatan 19, 411 19.
Tel: 331130670

Kalmar, Lek & Hobby
Södra Långatan 32, 392 32.
Tel: 0480-24717

Karlskrona, Leksakshuset
Lallerstedsq.5, 371 54.
Tel: 0455-24082

Karlstad, Spel & Fantasi
Kungsgatan 6, 652 24.
Tel: 054-15 10 70

Katrineholm, Narrens Spel & Tillbehör
Kykogatan 20-22, 641 46.
Tel: 0150-12032

Kingsbacka, Lek & Hobby
Kingska Yorgatan 6, 434 30.
Tel: 0300-14136

Litköping, Game Maniacs
Fiskaregatan 46, 531 91.
Tel: 0705-190274

Lindköping, Sagoland
Svedegatan 18, 582 73.
Tel: 0131-22290

Luleå, locus
Storgatan 7A, 972 38. Tel: 0920-69954

Lund, Playoteket Center
Clernestorget 6, 222 21.
Tel: 0461-27810

Lund, Unispel Östra
Mårnensgatan 14B, 223 61.
Tel: 046-285 9112

Malmö, Playoteket Center
Djåknegatan 2, 211 35.
Tel: 040-185530

Norrköping, Hobbyhörnan
Drottninggatan 18, 602 24.
Tel: 0111-62120

Örebro, Batalj
Storgatan 11, 703 61.
Tel: 019-18 46 00

Östersund, Hobbyhuden
Köpmangatan 31, 831 30.
Tel: 0635-13310

Sala, Elons Leksaker
Rådhusgatan 10, 733 30.
Tel: 022-41 03 14

Skellefteå, Legend
Köpmangatan 7A, 931 31.
Tel: 091-01 35 02

Silvesberg, Silvesbergs Data
Östra Storgatan 52, 294 31.
Tel: 0456 10490

Stockholm, Science Fiction Bekhandeln
Västerdaggatan 48, 111 27.
Tel: 08-21 50 52

Stockholm, Arcane
Hagagatan 6, 11348.
Tel: 08-22 25 22

Sandsväll, Orions Spel & Bäckar
Köpmangatan 23, 852 32.
Tel: 060-155 947

Trollhättan, Beginners
Överby Köpcentrum Etage, 461 70.
Tel: 0520-97040

Umeå, Fantasia
Sagagallerian, Gotgatan 1, 903 27.
Tel: 090-77 03 60

Uppsala, Fantasia
Östra Agatan 9, 753 22.
Tel: 018-100150

Varberg, Fyndmagasinet
Birger Svenssons Väg 23, 432 40.
Tel: 0340-678990

Västerås, Zetterlunds Leksaker
Storagatan 33, 722 12.
Tel: 021-10 44 91

Värjö, Helges Håla
Klostergatan 4, 35230.
Tel: 0470-218 02

Vishy, Skuggspel
Österväg 5, 621 43.
Tel: 0498-21 10 82

Fritsla, Fritsla Hobby
Backabovägen 5, 511 71.
Tel: 0320-70166

Gävle, Hobby Shopen
Norra Rådmanngatan 2, 803 11.
Tel: 026-18 62 99

Hägersten, Hobbyisterna
Kristallvägen 84A, 126 78.
Tel: 08-403 90500

Halmstad, Lekcenter
Stormgatan 6, 302 60.
Tel: 035-15 91 75

Umeå, Incrade
Glimmervägen 7F, 90740.
Tel: 090-196 580

Uppsala, Pristnydet
Kungsgatan 39, 753 21.
Tel: 0046 18106607

TURKEY



Ankara, Oversoul Hobby Store
Buklum sokak 47-1, Kavaklıdere.
Tel: 0312 4668649

Pegasus Toys, Hınamurdere cad.
Misirlihanca Sok. no: 3/A, 34335.

TAIWAN



Changhua, Lian Xiu
Tel: +886 4 8870420

Hsinchu, Mini Shop
Tel: +886 3 5231802

Hsinchu, Style Toy House
Tel: +886 3 5612499

Kaohsiung, Dwarf's Goldmine
Tel: +886 7 2299467

Kaohsiung, Toys Cat
Tel: +886 7 6214940

Kaohsiung, Longmen
Tel: +886 7 3118867

Pingtung, Texas Tv Game Shops
Tel: +886 8 7212720

Taichung, Fantasy House
Tel: +886 4 23143720

Tainan, Star Toy Castle
Tel: +886 6 2570927

Taipei, Cacacity
Tel: +886 2 23099579

Taipei, Mpk Hobby Shop
Tel: +886 2 28161466

Taipei, Almagames
Tel: +886 2 23099579

Xinbi, Table Game
Tel: +886 2 29035898

THAILAND



Bangkok, Slice And Dice
Tel: +66 8149 87593

Bangkok, A Framing
Tel: +66 8414 64313

Bangkok, Thinx Hobby
Tel: +66 8999 31129

Bangkok, Battlefield Bangkok
Tel: +66 2747 9719

Chiang Mai, Hebo Books
Tel: +66 8158 25741

Chonburi, Pattaya Players
Tel: +66 8909 29523

UKRAINE



Kyiv, Toy House
Andriya Malyskha St., 3.
Tel: 0038 044 377 7122

Kyiv, Toy House
Obalons'kyi ave., 18, Dream Town
Shopping Mall. Tel: 0038 044 377 7198

Kyiv, Toy House
Herov Stalinhradu ave., 10.
Tel: 0038 044 377 7128

Odesa, Avanguard
Yuvriks'ka st., 47, Book Shopping Mall,
Place 12. Tel: 0038 050 562 2277

UNITED ARAB EMIRATES



Dubai, Nimble Games Trading LLC
No

WHITE DWARF™



SUBSCRIPTIONS

TWO WAYS TO SUBSCRIBE!

1. PICK UP YOUR ISSUES IN-STORE: £44

SUBSCRIBE FOR 12 MONTHS, PAY FOR 8

Pop into any Games Workshop store for details of our in-store subscription offer.

2. GET YOUR ISSUES DELIVERED: £55

SUBSCRIBE FOR 12 MONTHS, PAY FOR 10*

Subscribe via the form to the right or call the number below to get White Dwarf delivered to your door.

01778 392 083
Call now to subscribe

*May not apply to certain territories due to the cost of postage.

I would like to pay by Direct Debit – choose one option

- (I understand that a quarterly payment of £13.75 will be debited from my account)
 (I understand that a single yearly payment of £55 will be debited from my account)

Originator's Identification Number
388464

Instruction to your Bank or Building Society to pay by Direct Debit.



To the Manager (Bank Name).....

Address

Postcode

Name(s) of account holder(s)

Branch sort code

Bank/Building Society

Ref No (Office use only)

Signature(s)

Date

Banks and Building Societies may not accept Direct Debit Instructions for some types of account

Please pay Games Workshop Direct Debits from the account detailed in this instruction subject to the safeguards assured by the Direct Debit Guarantee. I understand that this instruction may remain with Games Workshop and, if so, details will be passed on electronically to my Bank/Building Society.

I would like to subscribe to White Dwarf from the next available issue.

Title Forename

Surname

Address

Postcode Country

Telephone (inc STD code)

The subscription is a gift for the person detailed below.

Title Forename

Surname

Address

Postcode Country

Telephone (inc STD code)

RETURN THIS FORM TO

White Dwarf, Warners Subscriptions Dept, FREEPOST PE211, Bourne, Lincs, PE10 9BR

TERMS AND CONDITIONS: The guarantee is offered by all Banks and Building Societies that take part in the Direct Debit scheme. The efficiency and security is monitored and processed by your own Bank or Building Society. If the amount to be paid for the payment date details change, Games Workshop will notify you 10 working days in advance or your account being debited or as otherwise agreed. If an error is made by Games Workshop or your Bank or Building Society, you are guaranteed a full and immediate refund from your branch of the amount paid. You can cancel your Direct Debit at any time, by writing to your Bank or Building Society. Please also send a copy of your letter to us.
 Reply by 30/09/2013 to take advantage of this offer. Warner ref. WD-DD-September-2013

THIS MONTH IN

There's always something exciting going on around Games Workshop HQ, whether it's the latest developments in the Studio, the miniatures designers stopping by for a chat or Forge World's most recent creations. We take a peek behind the curtain.



138
White Dwarf: It's not all work in the White Dwarf bunker – this month we've been painting Space Marines and playing games in our hobby room.



142
The Design Studio: We speak to the designers of the new Space Marine kits to get the lowdown on the Space Marine Stalker and Hunter and the Centurions.



146
The Design Studio: We get to grips with the brand-new Codex: Space Marines, looking at what's in the book and ogling at the fantastic new artwork.




150
Forge World: in Forge World's glorious resin mines wonders are afoot, with new Horus Heresy characters, a tank and a mighty new tome nearing completion.

THIS MONTH IN

WHITE DWARF

Space Marines have definitely been the flavour of the month in the White Dwarf bunker this issue, and there is plenty of power armour on show as the possibilities of the new Tactical squad came clear. We also enjoyed some great games.



1

OUR HOBBY MONTH IN THE WHITE DWARF BUNKER



Beth Beynon-Hughes

September has been a sad month for us as Beth is leaving the hallowed halls of White Dwarf for pastures new; there's been a lot of manfully wiping away tears and muttering "I've just got something in my eye" from the rest of the team. Beth assures us she'll be staying in touch and keeping up with her hobby though, so we expect to see regular pictures of Lizardmen in the inbox.



Jes Bickham

Taking a break from Tyranids, Jes has just been finishing up his Tau Kill Team, which he's expanding to 750 points so he and Dan can enter a Battle Brothers event together, and bring the joyous news of the Greater Good to one and all. After that, he's itching to get his hands on the new Space Marine Tactical squad, but he needs to decide on a Chapter. "I'm so indecisive," he said, indecisively.



Dan Harden

It's reckoned that Dan's fascination with Empire moustaches is because he can't grow one himself – an insult that he loudly refutes. However, when he's not growing his own mutton chops, he's painting the last 20 Empire Spearmen for his entry into this year's Armies on Parade. After that he plans to have a snooze and possibly paint some Orks for the upcoming office campaign.



Matt Hutson

A new Space Marine release month for Mr Matthew Hutson is like four Christmases and seven birthdays coming at once. "But not my fourteenth birthday," he says, "as Johnny Boggs and I had a fight over which Space Marine Chapter was the best. It's the Imperial Fists, of course," he added, waving his fists threateningly in case of disagreement.



Andrew Kenrick

Mr Kenrick's work continues apace on the Death Guard warband of Malek Vos, who had a good showing in this month's Battle Report. He also had a good showing in the game above against Adam, rolling not two, not four, but an unbelievable three Dark Apotheosis results for his Gift of Mutation – which of course he had to discard. "Life is so unfair sometimes," he mooned.

- 1 During the battle report Andrew and Adam set aside the simmering rivalries of all Chaos worshippers to battle the scions of the Imperium.
- 2 But the next day war broke out as they vied for supremacy – Malek Vos was pulled down by a horde of Khorne Bloodletters...
- 3 ...And Pustulent Fury was torn to shreds by a shoal of warp-riding Screamer of Tzeentch.



2



3

BATTLES IN THE BUNKER

Our hobby room was the site of several explosive games over the course of the month, as Jes took on all comers with the Tau Kill Team that he painted last issue, and Matt took on Adam and Andrew in our battle report.

In the wake of the Battle Report game, Adam and Andrew put aside their temporary alliance to and went to war in a battle to win the favour of the Chaos gods. Both players fielded their entire armies on a battlefield that was soon covered in mounds of slain Cultists, Plague Zombies and the ectoplasmic remains of Daemons.

The battle was finally won by Adam who ground the Death Guard down with withering salvos of Tzeentchian psychic powers and suicidal charges with his Daemonic hordes. His victory complete, Adam has declared himself the King in the Warp, and vows to lead another incursion, just as soon as he's added a Greater Daemon or two.



Glenn More

In a rare month off from spending all his spare time at gaming events, Glenn has instead focussed his efforts on adding some new Ultramarines to his collection. "Everyone knows that the Ultramarines are the best," he says. "All the other Space Marines cry themselves to sleep at night, wishing they were half as good as the sons of Macragge." That's fighting talk right there.



Erik Niemz

Smitten and bitten by the Space Marines bug, Erik's put his Orks on hold to paint up some Iron Hands, revealing a hitherto unsuspected penchant for robotic limbs. All of this explains why we found him carefully painting one of his arms with a pot of Leadbelcher and a Large Drybrush early one morning in the White Dwarf hobby room. "The flesh is weak," he trilled unconvincingly.



Kris Shield

Not satisfied with only having two hobby projects on the go at once, Kris has been painting a Skink High Priest alongside his Ogres and Chaos Space Marines this month. "It's the frill of feathers that drew me to the model," said Kris, waving the diminutive Lizardman for emphasis. "The decorative jewellery lures you in, but the smooth scaly skin is what brings you back for more."



Adam Troke

Adam rediscovered his love for his Chaos Daemons army this month, and especially the Nurgle-based ones. "They're just brilliant," he explained, "but having said that, I'd forgotten how slow they are." It seems he has a love-hate relationship with them: anyone who's witnessed him using them on the table top has heard Adam both cheering them on and begging them to "hurry up."

Of course, there's a tenth member of the White Dwarf team that we haven't mentioned here (and no, we don't mean the White Dwarf himself, Grombrindal) and that's you, the reader! We're always on the look out for great-painted miniatures and armies, so if you think your models are good enough to feature in the pages of our illustrious magazine, send photos of them in:

team@
whitedwarf.co.uk

THIS MONTH IN WHITE DWARF

WARHAMMER 40,000 FRENZY

The new Space Marines release has had the White Dwarf team painting power armoured superhumans (or things to battle against them) all month long. While Adam has immediately added some of the new Sternguard to his Dark Angels army, Matt has been bulking out his Black Templars army with as many of the new releases as he can. Erik has got in on the act with a brand-new Iron Hands Tactical squad, while Beth has looked on with disdain at the lackeys of the Golden Throne, and painted up a unit of Scourges for her burgeoning Dark Eldar army.



1

2



3

- 1 Beth's Scourges each have a different effect on their wings, from these elaborate feathers to veiny skin and more.
- 2 With all the Space Marine fervour in the bunker, Jes has remained stoically loyal to the Hive Mind, adding the finishing touches to the Swarm Lord for his army: Hive Fleet Eumenides
- 3 Erik decided that he liked the Iron Hands enough to paint this squad. He has combined the new Tactical squad with the Iron Hands Upgrade Pack.



- 4 One thing Adam did this month was embark on choosing a new colour scheme for his next Space Marine army. The three candidates are: Crimson Fists, Celestial Lions and Minotaurs.
- 5 Adam also kitbashed some Sternguard with the Dark Angels spares from his bits box to make these Company Veterans.
- 6 Meanwhile, Matt added a new squad of Vanguard Veterans to his collection, using shoulder pads from the Black Templars Chapter Upgrade box to mark out their iconography.

4



5



6

THIS MONTH IN

THE DESIGN STUDIO

Having loaded their boltguns and sharpened their monomolecular blades, Scout Harden, Battle-brother Kenrick and Terminator Troke redeployed to the Design Studio to talk to the sculptors, writers and illustrators about the new Space Marines.



THE SKY'S THE LIMIT

Dale Stringer and Tom Walton tell us more about how they designed the new Hunter and Stalker.

Space Marines are known for their rapid deployments and aggressive assaults, preferring to leave long-range artillery to the likes of the Imperial Guard. So when it came to designing an anti-aircraft support tank, Tom and Dale had an interesting task on their hands. "Space Marines are always on the offensive," explains Tom, "so we wanted to make a tank that was clearly an anti-aircraft vehicle, but with the aggressive feel of a mainline battle tank."

"I wanted to pay homage to the Hunter that already exists as part of the Epic 40,000 range," comments Dale, "but we brainstormed a few more ideas and came up with the Stalker too – an alternative tank with a similar battlefield role."

Dale and Tom were keen to avoid making the Hunter and the Stalker too similar to the other tanks in the Space Marine range. "We wanted to base them on the Rhino, but give them both distinctly different silhouettes," adds Tom. "The different turrets were a good start but we wanted to change the chassis shape too. We had the image of an entrenched, armoured bunker in mind, but we knew that it wouldn't really fit with the rapid deployment mentality of the Space Marines."

The solution was simpler than they first thought. "Feet," points out Dale, turning the Hunter over to show the stabilisers along the flanks of the model. "We imagined the Hunter roaring along with the


rest of the strike force before taking up a firing position to engage enemy aircraft. The eight petons – four on each side – act as the stabilisers for the tank by anchoring it to the ground. Those guns are going to have serious recoil and without the feet to hold them in place the tank would be launched backwards every time it fired." The addition of the extra side armour, a new front glacis (the sloped armour over the driver's compartment), the wide-based turret ring and extra armour above the headlights all help to make these two tanks distinctly bulkier than the Rhino without, adds Dale, "deviating from the Standard Template Construct."

When it came to designing the guns, Tom was keen to mention the skyspear missile launcher on the Hunter. "I imagine that it launches a dozen missiles into the air in quick succession and that once they're airborne the sensor array picks a target. It then sends the co-ordinates to the Servitors entombed inside the missiles, which engage the secondary thrusters to home in on the target. I reckon the Hunter goes through a lot of ammunition..."

"The Stalker is far less technological and much more brutal," laughs Dale. "It just fills the sky with bullets. Space Marines don't do subtle – they do raw, beautifully calculated violence and the icarus stormcannon fits that image perfectly – it starts firing and only stops when the enemy aircraft is full of holes." **DH**

Dale and Tom enslaved a team of Servitors to help them construct the new Space Marine tanks before loading them into missiles to be fired skyward.





1



2

- 1 A Stalker stands ready to unleash a righteous fusillade of skyward bullets to destroy the Heldrake.
- 2 An Iron Hands Hunter locks onto a distant Necron Night Scythe, preparing to unleash a skyspear missile to track it down.

THIS MONTH IN THE DESIGN STUDIO



Dave Thomas threw himself into the breach to tackle the heavy hitters of this month's new releases – the Centurion warsuits.

SUITED FOR WAR

Andrew sat down with Dave Thomas to find out more about the new Centurion miniatures.

Andrew: So, what can you tell me about the Centurion warsuit?

Dave: It's not a suit of armour. It's a battlesuit – there's a Space Marine in there piloting it. They're at the heavier end of the wargear the Space Marines field, able to literally carve through stockades, tanks, whatever gets in their way.

Andrew: How do the Centurions fit in with the rest of the Space Marines?

Dave: They fit between the Terminator and the Dreadnought in size – as well as conceptually. I wanted to avoid just making a bigger Terminator, but I wanted to suggest that there was an element of family design there – the helmet, for example, is a mix of the Mark 7 helmet and the Terminator helmet.

Andrew: Was it a challenge, designing something new for such a well-developed range as the Space Marines?

Dave: The Space Marine range is such a well bedded-in design that you've got to stick to the general shapes. They've got to look like Space Marines, after all. It makes it at once easier and harder. On the one hand, all your shapes and design basics are there; but on the other hand you've got to avoid what we've done before.

Andrew: We've seen a Space Marine battlesuit before, of course: the Grey Knight's Dreadknight.

Dave: I'd be stupid not to take some of the design cues from that. The pistons at the back, the stabilisers on the feet, the bracing down the legs are all inspired by it. But it's not just the Dreadknight that





2

inspired parts of it: the power plant on the back is from the Dreadnought, which is a component shared by the Land Raider too. It gives it a resonance, ties the range all in, makes it more coherent.

Andrew: I really like how it looks like it might actually work.

Dave: I tried very hard to make it look believable. I paid great attention to the fact there is a guy on the inside – it's one of the things that made it for me. Because of the height of the suit, the pilot's knees would actually be behind the thighs, so I came up with the idea of a floating knee, a mechanical device that sits on top of the pilot's power armour and then a series of braces are attached to that. You need to consider these things or else the miniature lacks a certain resonance. It doesn't actually work, of course, but you've got to make sure there's a certain amount of attention paid to the plausibility to it. It needs to look as though it *could* work. And if you're not doing that, you're bypassing a

fundamental part of it, you're missing an intrinsic point of interest for people. Imperial technology's sense of realism is a hook for many collectors.

And that's part of the intrinsic appeal of Space Marines – they might be superhumans, but they're still men. I personally like things with faces – painting and sculpting – which is why I made sure there are options without helmets. It makes them instantly familiar.

Andrew: One last question: where are the pilot's arms?

Dave: I knew someone would ask me that, but I have actually thought it all through! They're crossed over his chest in the front, behind that big torso-plate and the secondary weapons. And the pilot actually steps into the suit from behind. The top section hinges up – you can see the harness that straps him in – and the back of the suit opens up to allow access. At least, that's how it works in my head. **AK**

1 A Centurion Assault squad wades into where the fighting is thickest – in this case against Ork Meganobz.

2 A Centurion Devastator squad prepares to lay waste to the Orks with heavy bolters and a grav-cannon; an all-new weapon for the Space Marines that works against enemy armour.

THIS MONTH IN THE DESIGN STUDIO



Having read the litanies of faith and covered himself in purity seals, Robin Cruddace was more than ready to tackle the new Codex: Space Marines.

THE CODEX ASTARTES

Robin led the Codex: Space Marines project. It turned out to be a lot bigger than anyone expected...

Robin Cruddace: Of all the models that we produce, the Space Marines are the most instantly recognisable and, in many ways, the iconic miniatures of Games Workshop. Writing the Codex for them was a great responsibility, but also one of the most exciting challenges in my career so far.

From the outset I wanted to emphasise the fact that the majority of Space Marine Chapters follow the Codex Astartes – the doctrinal texts that dictate the governing of a Space Marine Chapter – pretty rigidly. Some, like the Ultramarines, are ultra-puritans and follow the Codex to the letter, while others, such as the fanatical Black Templars, combine their own beliefs with these hallowed teachings. However, they are all fundamentally Space Marines and I wanted to convey that feeling of a united brotherhood throughout the Codex.

I was also keen to mention the individual Space Marine Chapters in more detail. While they may all be Space Marines, each



1 “The Ultramarines are the epitome of what it means to be a Space Marine,” says Robin. “They are the Chapter that holds the Imperium together in the wake of the Horus Heresy and it was their Primarch that wrote the Codex Astartes. I wanted to remind people that without the Ultramarines the Imperium may not even exist.”

2 There are 30 Successor Chapters mentioned in the Codex, from the noble Sons of Orar to the mysterious Mentors.



Chapter is defined by their idiosyncrasies, those little foibles that make them different from their brothers. The Raven Guard, for example, exemplify the traits of stealth and patience, while the White Scars epitomise the more feral lineage of many Space Marines. A suitable metaphor would be to describe the Space Marine Chapters as different flavours of the same food – they are, at their base ingredients, the same, but the flavour defines them.

For this reason, all six of the First Founding Chapters that follow the Codex Astartes have their own chapter (a Chapter chapter) in the Codex, complete with original artwork and new background. I also included two other Chapters, the Crimson Fists and the Black Templars, as examples of a conventional Successor Chapter in the case of the former and a less-conventional one in the form of the latter.

It's probably worth talking more about the Black Templars, as collectors of the galaxy's most zealous Chapter may feel disappointed that they no longer have their own Codex. Let me reassure you that you're not missing out. In fact, you gain more than you lose as not only do you get to enjoy the rich tapestry of background that comes in Codex: Space Marines, but you still have your own chapter full of background on top of that. You also have access to more units than ever before and you're the only Chapter that can take Crusader Squads (with Land Raiders as dedicated transports) and the Emperor's Champion. If anything, life is much sweeter for the merger.

To make collecting different Chapters an even more rewarding experience, each of the First Founding Chapters and the Black Templars have access to unique Chapter Tactics to represent their particular style of warfare. Imperial Fists are siege specialists and tank hunters, while Salamanders have an affinity for flame-based weaponry. I'm hoping that this richness of background, combined with the Chapter-specific rules, will encourage hobbyists to collect a specific Chapter rather than just a generic Space Marine army. It should be a source of pride to say 'I collect Ultramarines' rather than 'I collect the blue ones'. **DH**



3



4

3 Like many of the characters in the Codex, Chaplain Grimaldus has a new, full-colour illustration next to his unit entry.

4 "I had great fun poring over the new miniatures and categorising all their honour markings," comment Robin. "It was details like these that really appealed to me when I first started collecting Space Marines and I wanted to include all of them in the book somewhere."

THIS MONTH IN THE DESIGN STUDIO



Kevin Chin is part of the talented team of artists in the Design Studio who illustrate all of our books and Codexes. He's also an avid, highly skilled hobbyist to boot.

PAINTING ANGELS OF DEATH

Striding forth from his sanctuary of paintbrushes, Kevin spoke to us about art in the new Codex.

"Painting Space Marines is a joy," Kevin says, when asked about his involvement in the new book. "I've been captivated by their imagery since I saw the Codex: Black Templars cover that came out around 2005. It was weird and wonderful, with deadly power-armoured knights, strange reliquaries and so much else going on. Since then I've been really into Space Marines – I adore their imagery and background, and how these two elements combine to tell really amazing stories. I spend a lot of time reading the Codexes and Black Library novels, and I honestly don't think I'll ever get tired of illustrating their exploits in our books

"As a team of artists, we work closely when a new project first starts. With Space Marines we discussed the things that we wanted to show, drawing on the rich

background and imagery to fuel our imaginations," Kevin adds. "In that way, we're kind of like a special effects department for the Warhammer 40,000 universe. We show you what it looks like when a Chaos Space Marine gets punched in the face by a power fist or an Ork gets shot by a bolter.

"When I start work on a new illustration, I really like it to home in on a particular aspect of the background," Kevin says. "The picture of the Imperial Fists and Ultramarines fighting against the Iron Warriors is a good example of that. At the end of the Horus Heresy there was a famous battle between the Imperial Fists and Iron Warriors known as the Iron Cage, a really bitter grudge match that could have wiped them both out – but the Ultramarines arrived at the last minute and



"They shall be my finest warriors, these men who give themselves to me. Like clay I shall mould them and in the furnace of war I shall forge them. They will be of iron will and steady muscle. In great armour shall I clad them and with the mightiest guns shall they be armed. They will be untouched by plague or disease, no sickness will blight them. They will have tactics, strategies and machines such that no foe will best them in battle. They are my bulwark against the Tereus. They are the Defenders of Humanity. They are my Space Marines and they shall know no fear!"
- The Emperor of Mankind



2



3

won the battle for the Imperial Fists, driving the traitors away. This picture is my interpretation of what a rematch would look like in the 41st Millennium – with two mighty Imperial heroes, Marneus Calgar and Lysander, leading from the front. It's a feud thousands of years in the making, and it touches on my favourite story from the background of Warhammer 40,000.

"When we are planning our illustrations, we work with the Codex authors to ensure that the images we are creating help to flesh out the universe more fully," Kevin adds. "An example of this is the picture I did of the Salamanders fighting against the Orks for the Salamanders section of the Codex. Probably the most famous battle in their recent history is the 3rd War for Armageddon, where the Salamanders risked everything to protect refugees and citizens, standing nobly in the path of the Orks. So, I made sure they were all in heroic poses, fighting hard against the greenskins. Lots of fire helps to reinforce not only their warcry, but also their love of flammers and melta weapons." **AT**

- 1 This amazing picture of The Ultramarines and Imperial Fists fighting against the Iron Warriors was inspired by the background, something Kevin tries hard to bring to life in his pictures.
- 2 "I've enjoyed reading the Black Library novels about the Salamanders," Kevin says, mentioning this illustration. "They really rely a lot on the purifying power of their flammers to win battles, so the battlefield is ablaze as they make their stand against the Orks, their Captain wielding a blazing power sword against the Ork Warboss."
- 3 "I really like this Iron Hand vignette by Alex Boyd," Kevin says. "Each of these character pieces tells us something about the Chapter, and this picture melds the traditional image of a Space Marine with creepy psuedo-skeletal bionic limbs."

THIS MONTH IN

FORGE WORLD

The Forge World studio is always a hive of activity as fantastic new resin kits swell the ranks of collections everywhere. This month their collective eye has been keenly on the Horus Heresy, with a new book and several new models nearing completion.

HORUS HERESY BOOK TWO


Work is underway on the second instalment in Forge World's Horus Heresy series of books, this one entitled Massacre. Forge World's master of heretical writings, Alan Bligh, was more than happy to explain it: "Book II tells the story of the build up to, and opening stages of, the Istvan V Dropsite Massacre.

It is the fraught and terrible tale of the treasonous attack on the loyalist Legions sent to bring Horus to account, and will contain loads of additional Space Marine units to use in your Crusade army lists, as well as full, expanded background for the Iron Hands, Word Bearers, Salamanders and Night Lords Legions."

- 1 The origins, history, traditions and battle honours of four Space Marine Legions are described in detail.
- 2 As ever, beautiful full colour artwork depicts the warriors and wargear of the Horus Heresy.



1




2

LEGION SICARIAN TANK

For the past few months the talented Phil Stutcinkas has been beavering away on a new vehicle for the Space Marine Legions – the Sicarian.

"This is a main battle tank," Phil explains, showing us the model. "It has accelerator cannons on the top turret that can engage both armour and infantry, and it has side sponsors for support fire. It shares design cues from both the Land Raider and Predator tank, so I kept both on hand throughout the design and sculpting process."



EREBUS

It is ironic that Erebus, First Chaplain of the Word Bearers, was so instrumental in bringing about the betrayal of the Emperor, given his Legion's former veneration of the master of mankind. Edgar Skomorowski has captured the pawn of the Dark Gods in eye-watering detail.

"The Horus Heresy novels tell us quite a lot about Erebus," Edgar says, "and I have incorporated as much as possible, so fans recognise the character they already know. Erebus is described as having select parts of the Book of Lorgar tattooed onto his skull, and I have sculpted tiny script to represent this."



- 3 Erebus' shoulder pad bears a burning skull. Tiny runic script is carved into the armoured plate.
- 4 Erebus, First Chaplain of the Word Bearers Legion – one of the masterminds behind the Horus Heresy.



KOR PHAERON

A loyal ally to the Primarch of the Word Bearers' Legion, even before Lorgar's discovery by the Emperor, Kor Phaeron joined his lord in the Great Crusade. In the Horus Heresy, Kor Phaeron is commander of the Word Bearers 1st Company.

With Erebus complete, Edgar has thrown himself straight into sculpting Kor Phaeron. Even though it's only the early stages of sculpting, Edgar is enjoying his subject. "Kor Phaeron isn't a Space Marine in the usual sense," Edgar says. "So I'm sculpting a man too old to be an Adeptus Astartes, made more than mortal through gene-forging and bionic implants."




- 5 Kor Phaeron so far – it's early days for Edgar's work on this model. So far, he has a basic suit of Terminator armour and lightning claws. Expect much, much more detail when it's finished.
- 6 Kor Phaeron's face looks old and wizened.





PARTING SHOT

“How much flesh can a Ghorgon gorge on?
A Ghorgon gorges on
flesh 'til it's gone.”

– Drakwald tongue-twister



HOBBY DIARY

SATURDAY	SUNDAY	MONDAY	TUESDAY	WEDNESDAY	THURSDAY	FRIDAY
<p>Space Marines pre-order</p>  <p>WARHAMMER WORLD</p>	<p>September 1</p>  <p>WARHAMMER WORLD</p>			<p>Tickets on Sale:</p> <ul style="list-style-type: none"> • Early Metal Masterclass • Battle of the Black Mountain 4,000 • Battle Brothers • Warhammer 40,000 • Kill-team: Operation Maximus 		
<p>August 31</p>						
<p>Space Marines released</p>  <p>WARHAMMER WORLD</p>	<p>8</p>  <p>WARHAMMER WORLD</p>					
<p>7</p>						
<p>Armies on Parade</p> <p>PARADE DAY</p>  <p>WARHAMMER WORLD</p>	<p>15</p>  <p>WARHAMMER WORLD</p>					
<p>14</p>						
<p>21</p>  <p>WARHAMMER WORLD</p>	<p>22</p>  <p>WARHAMMER WORLD</p>					
<p>20</p>						
<p>28</p> <p>WHITE DWARF</p> <p>October Issue On Sale</p>	<p>29</p> 		<p>October 1</p>			
<p>27</p>						
<p>26</p>						
<p>25</p>						
<p>24</p>						
<p>23</p>						
<p>30</p>						
<p>3</p>						
<p>2</p>						
<p>4</p>						
<p>5</p>						
<p>6</p>						
<p>10</p>						
<p>11</p>						
<p>12</p>						
<p>13</p>						
<p>16</p>						
<p>17</p>						
<p>18</p>						
<p>19</p>						
<p>20</p>						
<p>27</p>						
<p>3</p>						
<p>4</p>						

