

**GAMES  
WORKSHOP**

**NEW! WARHAMMER 40,000 GAUNT'S GHOSTS!**

# WHITE DWARF



- NEW WARHAMMER  
WOOD ELVES  
ARMY LIST
- INQUISITOR  
BATTLE REPORT
- FEATURING

**THE  
LORD  
OF THE  
RINGS**  
THE FELLOWSHIP  
OF THE RING

**WD269 MAY £3.50**

GAMES WORKSHOP'S MONTHLY GAMING  
SUPPLEMENT & CITADEL MINIATURES' CATALOGUE

ISSN 0265-8712



05>

9 770265 871059

[WWW.GAMES-WORKSHOP.COM](http://WWW.GAMES-WORKSHOP.COM)

# WHITE DWARF

269 May 2002

Printed at Artisan Press, England

## EDITORIAL

Editor: Paul Sawyer

Contributors: Gavin Thorpe, Andy Chambers, Pete Haines, Graham McNeill, Phil Kelly, Alessio Cavatore, Space McQuirk, Dan Abnett, Anthony Reynolds and Andy Hoare.

## PRODUCTION

Production Editor: Graham Davey

Designer: Matthew Hutson

Design Team: Paul Rudge, Tom Hibberd and Gary Roach.

## ARTWORK

John Blanche, Adrian Smith, Alex Boyd, David Gallagher, Nuala Kennedy, Paul Dainton, Neil Hodgson, Karl Kopinski and Stefan Kopinski.

## CITADEL DESIGN TEAM

Jes Goodwin, Brian Nelson, Juan Diaz, Colin Dixon, Aly Morrison, Alan Perry, Michael Perry, Trish Morrison, Mark Harrison, Alex Hedström, Colin Grayson, Dave Andrews, Tim Adcock, Gary Morley, Adam Clarke, Mark Bedford and Martin Footitt.

## 'EAVY METAL TEAM

Chris Smart, Neil Green, Mark Jones, Keith Robertson, Kirsten Mickieburgh, Tammy Hays, Darren Latham and Seb Perbet.

## GAMES WORKSHOP MAIL ORDER

Webstore: [www.games-workshop.com](http://www.games-workshop.com)

Tel: 0115 91 40000

Fax: 0115 916 8002

E-mail: [motroll@games-workshop.co.uk](mailto:motroll@games-workshop.co.uk)

## GAMES WORKSHOP ON-LINE

[www.games-workshop.com](http://www.games-workshop.com)

## GAMING CLUB NETWORK

[www.gamingclub.org.uk](http://www.gamingclub.org.uk)

Email: [clubguy@games-workshop.co.uk](mailto:clubguy@games-workshop.co.uk)

## FORGE WORLD

[www.forgeworld.co.uk](http://www.forgeworld.co.uk)

Tel: 0115 916 8177

Fax: 0115 916 8044

## THE BLACK LIBRARY

[www.blacklibrary.co.uk](http://www.blacklibrary.co.uk)

## SPECIALIST GAMES

[www.specialist-games.com](http://www.specialist-games.com)

**GAMES WORKSHOP**

Willow Road, Lenton, Nottingham, NG7 2WS

# CONTENTS

## REGULARS

- 2 **New Releases**  
All the latest goodies released this month.
- 6 **Games Workshop News**  
The world according to Games Workshop.
- 10 **Index Astartes: Armoured Personnel Carrier (Warhammer 40,000)**  
The Space Marine Rhino.
- 20 **Painting Workshop (Warhammer 40,000)**  
Matt Hutson's Black Templars Space Marine Rhinos.
- 28 **'Eavy Metal Masterclass (Warhammer)**  
Painting the Skaven Throt the Unclean.
- 44 **Chapter Approved: Gaunt's Ghosts (Warhammer 40,000)**  
The rules for Gaunt's Ghosts in Warhammer 40,000.
- 82 **Warhammer Chronicles (Warhammer)**  
The Wood Elves preview army list.
- 90 **'Eavy Metal Masterclass: The Red Terror and Old One Eye**  
How we painted the Tyranid monstrosities.



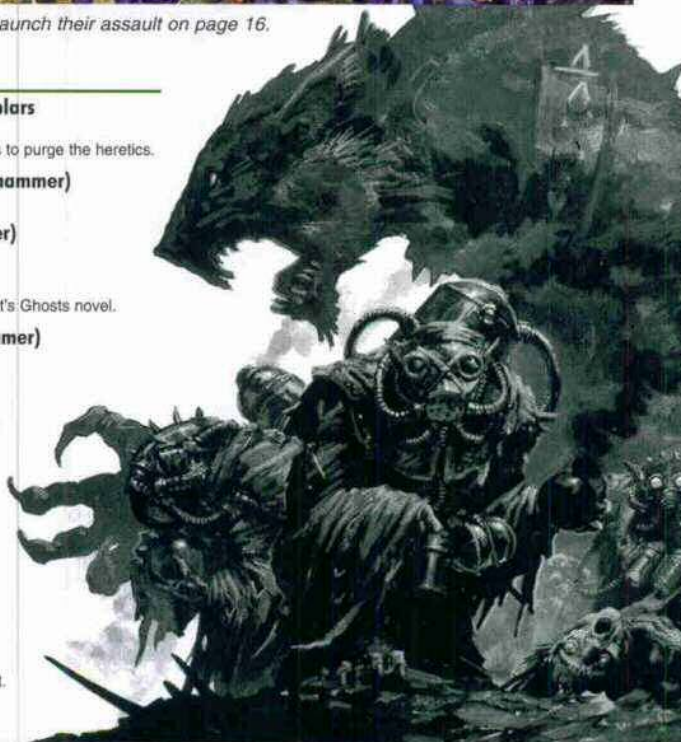
Colonel Corbec, Brin Milo and Commissar Gaunt.



Matt Hutson's Black Templars launch their assault on page 16.

## FEATURES

- 16 **Matt Hutson's Black Templars (Warhammer 40,000)**  
The Quaran Crusade continues to purge the heretics.
- 24 **Master of Mutation (Warhammer)**  
Throt the Unclean.
- 32 **The Rat Race (Warhammer)**  
Collecting a Skaven army.
- 40 **The Guns of Tanith**  
An extract from the latest Gaunt's Ghosts novel.
- 54 **Chaos Incursion (Warhammer)**  
A special preview.
- 56 **The Dolgan Invasion (Warhammer)**  
A short story penned by Space McQuirk.
- 68 **Bobby Wong's Bloodquest**  
The US Golden Demon Awards 2001 Slayer Sword winner.
- 70 **Golden Demon Survival Guide**
- 74 **Destroy the Tombship! (Battlefleet Gothic)**  
A Battlefleet Gothic battle report.



# THE LORD OF THE RINGS

THE FELLOWSHIP OF THE RING

This month our The Lord of The Rings coverage kicks off on page 113.

Gimli and Legolas are covered in a painting masterclass. We also have a tactics article and two exciting new scenarios for you to play.



## BATTLE REPORT

94 We have reached the final multi-player showdown in our Inquisitor battle report series.

It's high noon in Paganus Reach and four warbands have gathered to settle their differences once and for all...



# EDITORIAL

## NOT THE FIRST AND NOT THE ONLY...

Everyone loves to read exciting stories, whether it be for their favourite army or the game system they play most. Plenty of us love to read this material no matter who its main protagonists are – content to immerse ourselves in a good storyline. A ripping yarn is a ripping yarn after all!

Over the past few years our publishing wing, the Black Library, has published dozens of novels set in our game universes and backed these up with Warhammer Monthly, our Games Workshop comic and their short story anthology, *Inferno!* All of this goes a long way towards satisfying even the most voracious of literary appetites. But there is always something more to be added...

The vast majority of the Black Library's publications are based on the rich fount of material already crafted over the years in Army books and games. Adding further depth to our worlds and doing so with such aplomb, the Black Library has added an extra dimension to the Games Workshop experience.

Why am I telling you all this? Well, this month sees us cement this relationship

even further as we release rules and miniatures for Gaunt's Ghosts! Having long been a favourite of mine and thousands of other readers, Colonel Commissar Ibram Gaunt and his Tanith First and Only Imperial Guard regiment (dubbed Gaunt's Ghosts) can now be used in your games of Warhammer 40,000. The new miniatures have been lovingly crafted by Alan Perry and Michael Perry, and feature such familiar characters as Colonel Colm Corbec, 'Mad' Larkin and Brin Milo, amongst others. Full rules for fielding them in games of Warhammer 40,000 can be found in this month's Chapter Approved.

This release also coincides with the publication of the latest Gaunt's Ghosts novel, *Guns of Tanith* by Dan Abnett. In this, the fifth book in the series, the Ghosts have the finger of blame pointed at them as Imperial troopers are found murdered. All this is set against the backdrop of an air assault on the Chaos held world of Phantine...

Of course, this isn't the first time we've seen this crossover from novel to the tabletop. Longtime stalwarts of Games Workshop fiction, Gotrek and Felix, already have rules and miniatures for use in Warhammer. With such a wealth of exciting material to draw upon we're looking forward to seeing more stories about the worlds you know and love, and who knows which of these characters will find their way onto the tabletop battlefield next...

See you next month!



**Paul Sawyer**  
Editor

**REGISTERED TRADEMARKS** The following are all registered trademarks of Games Workshop Ltd: Armageddon, Blood Bowl, Chivalry, Citadel, the Citadel logo, Codex, Dark Angels, Dark Future, Deathwing, Dungeonquest, Heavy Metal, Eldar, Eldar Attack, Epic, the Games Workshop logo, Games Workshop, the GW logo, The GW Flame logo, Genestealer, Necron, Slottabasa, Space Fleet, Space Hulk, Space Marine, Talieman, Tyrantid, Warhammer and Warmaster.

**TRADEMARKS** A full list of Games Workshop trademarks can be found at the following internet address:  
<http://www.games-workshop.com/Legal/legal.htm>

**COPYRIGHTS** All subject matter in White Dwarf is © Copyright Games Workshop Ltd 2002. All artwork in all Games Workshop products, and all images contained therein have been produced either in-house or as work for hire. The exclusive copyright in the artwork and the images it depicts is the property of Games Workshop Ltd. All rights reserved.

© 2002 New Line Productions, Inc. The Lord of The Rings, The Fellowship of The Ring and the characters and places therein, TM The Saul Zaentz Company d/b/a Tolkien Enterprises under license to New Line Productions, Inc. All Rights Reserved.

**SUBMISSIONS** All material submitted to us for publication is only accepted on the assumption that the copyright in it is, by the very act of submission, unconditionally assigned by the author as beneficial owner and with full title guaranteed to Games Workshop Limited. We also retain the right to edit and/or amend all material as we see fit. So, if you do not wish to assign copyright in this way, please do not send us your submission. We're afraid we cannot work in any other way!

**CORRESPONDENCE** We welcome comments about White Dwarf, Games Workshop games and Citadel miniatures. All letters except subscriptions and Mail Order should be addressed to: The White Dwarf, Games Workshop, Willow Road, Lenton, Nottingham NG7 2WS.

Please mark your envelope clearly with the name of the game you are writing to us about. If you want a reply you must enclose a self-addressed stamped envelope (overseas readers should include IRCs). We receive an enormous amount of mail. We do read every letter but it may take a little time for us to reply to you, so please be patient!

You can find Games Workshop on the World Wide Web at the following internet address:

<http://www.games-workshop.com>



Product Code: 6024999269  
ISSN: 0265-8712 05

## SKAVEN GUTTER RUNNERS

£6.00

Gutter Runners are a Special unit choice, with 5 to 15 models in a unit.

The blister pack contains three Gutter Runner models.

*Designed by Colin Dixon.*



## SKAVEN STORMVERMIN

£6.00

### SKAVEN STORMVERMIN COMMAND

£7.00

Stormvermin regiments are a Core unit choice, with 10 or more models in a unit.

The Trooper blister pack contains three Stormvermin models. The Command blister pack contains a Champion, Standard Bearer and Musician.

*Designed by Mark Bedford.*

*These models require assembly.*



## SKAVEN THROT THE UNCLEAN

£7.00

Throt the Unclean is a special character and counts as a single Lord choice, but will use up one of your Hero choices as well.

The blister pack contains one Throt the Unclean model.

*Designed by Mark Bedford.*

*This model requires assembly.*



## SKAVEN RAT SWARMS

£4.00

Rat Swarms are a Core unit choice, with 1-5 bases in a unit.

The blister pack contains one Rat Swarm.


*Designed by Colin Dixon.*

## BEASTS IN VELVET

£5.99

A Warhammer novel by Jack Yeovil  
Published by the Black Library

In Aldorf a killer nicknamed 'The Beast', stalks the streets. The disgraced watchman 'Filthy' Harald Kleindeinst is reinstated for a single assignment: to stop the Beast's reign of bloody terror and discover its true identity.




## TALES FROM THE TEN-TAILED CAT

£4.99

Graphic novel published by the Black Library.

This Graphic novel is a compilation of one off stories and includes the work of Gordon 'Bloodquest' Rennie, Dan 'Gaunt's Ghosts' Abnett and Karl 'Kal Jerico' Kopinski.



## SKAVEN ASSASSIN

£6.00

Skaven Assassins are a Hero choice.

The blister pack contains one Assassin model.

Designed by Colin Grayson.



## WARRIORS OF CHAOS ARMY BOXED SET

£125.00

The Warriors of Chaos army boxed set contains:

- 1 Hordes of Chaos armies book
- 5 Knights of Chaos
- 5 Marauder Horsemen
- 24 Warriors of Chaos
- 24 Marauders of Chaos
- 1 Champion of Chaos
- 1 Spawn of Chaos

These models require assembly.

## INCLUDES THIS SPECIAL EDITION CHAOS ARMY BATTLE STANDARD BEARER!

Standard Bearer designed by Aly Morrison.



These items are available from Mail Order or the [Battlegear.co.uk](http://Battlegear.co.uk) website, which also offers mouse mats, wallets, CD holders and paperweights.



### ORK WAAAGH!

Dog tags T1026P £6.50



### WOOD ELVES

Megabadge A1545E £5.50  
Pendant D1103E £6.50



### IMPERIAL ASSASSINS

Megabadge A15443 £5.50  
Keyring K1064E £6.00  
Pendant D1102E £6.50



### LIZARDMEN

Megabadge A1542P £5.00  
Keyring K1062P £5.50

Products not shown at actual size.

OR VISIT OUR ONLINE STORE AT [WWW.GAMES-WORKSHOP.COM](http://WWW.GAMES-WORKSHOP.COM)

# NEW RELEASES THIS ISSUE

**WARHAMMER**  
40,000

## GAUNTS GHOST'S COMMAND PLATOON £15.00

Commissar Gaunt and the other special characters from this boxed set form a Tanith 1st Imperial Guard Command Platoon and count as an HQ choice.

This boxed set contains Commissar Gaunt, Corbec, Dorden, Milo, Larkin and one Guardsman armed with a plasma gun.

Designed by Alan Perry & Michael Perry.  
These models requires assembly.




## TANITH GHOSTS £6.00

Tanith Ghosts Guardsmen are a Troops choice, with one Sergeant and nine Tanith Ghosts Guardsmen in a unit.

This blister pack contains 3 Tanith Ghosts Guardsmen.

Designed by Michael Perry & Alan Perry.



## INSIGNIUM ASTARTES £15.00

Published by the Black Library.

This incredibly detailed sourcebook is the most comprehensive account to date of the colours and insignia of the most famous Space Marine chapters and includes unit markings, chapter organisation and special troop types.

## WARHAMMER MONTHLY 55

£2.50

Comic published by the Black Library

In this all-action issue: The Hag War reaches its height for Malus Darkblade! The horrific secrets of Vector 77 are unearthed in Titan. It's Killing Time for Kal Jerico and in the midst of a Black Crusade, Lysander risks his soul to find Leonatos.




## FARSEER

£5.99

The first Eldar novel by William King. Published by the Black Library.

The manipulative Eldar Farseers must find an agent, one very special human, and convince him to do their bidding as the powers of their race deteriorate.



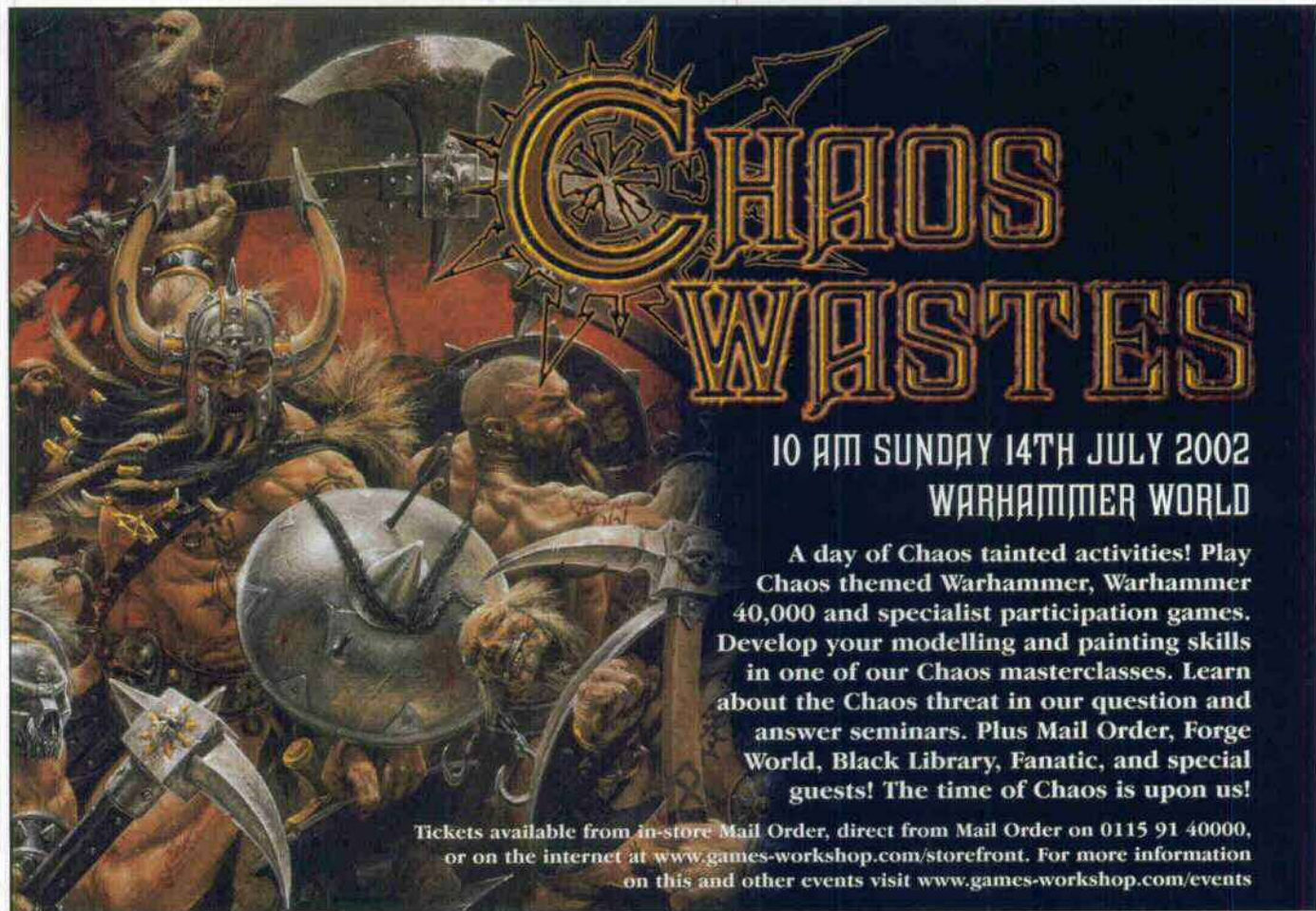
## DAEMONIFUGE: THE SCREAMING CAGE #3 £1.95

Comic published by the Black Library. Available only through Mail Order.

This three part mini-series includes an additional unpublished eight pages. It follows the story of Ephrael Stern, a Sister of Battle touched and possessed by a power beyond reckoning.



AVAILABLE NOW FROM GAMES WORKSHOP STORES, MAIL ORDER AND INDEPENDENT STOCKISTS



# CHAOS WASTES

10 AM SUNDAY 14TH JULY 2002  
WARHAMMER WORLD

A day of Chaos tainted activities! Play Chaos themed Warhammer, Warhammer 40,000 and specialist participation games. Develop your modelling and painting skills in one of our Chaos masterclasses. Learn about the Chaos threat in our question and answer seminars. Plus Mail Order, Forge World, Black Library, Fanatic, and special guests! The time of Chaos is upon us!

Tickets available from in-store Mail Order, direct from Mail Order on 0115 91 40000, or on the internet at [www.games-workshop.com/storefront](http://www.games-workshop.com/storefront). For more information on this and other events visit [www.games-workshop.com/events](http://www.games-workshop.com/events)

# Call To Arms

## WARMASTER & MORDHEIM

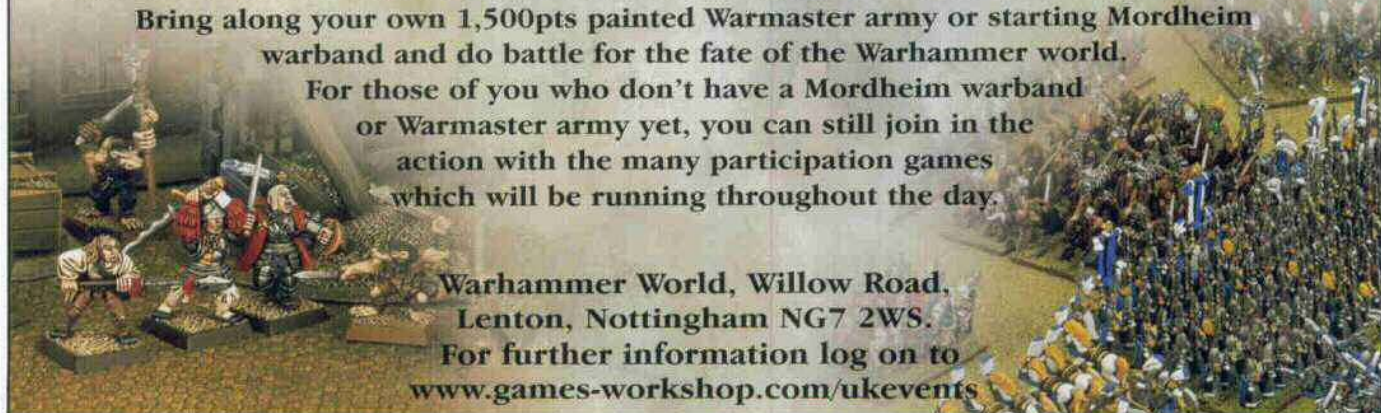
12th May 2002 at Warhammer World, 10am to 4pm.  
Tickets available from Mail Order - £10

Whether you are a seasoned veteran or a youngblood, come along to the newly re-opened Warhammer World and take part in a dedicated day of Warmaster and Mordheim gaming.

Bring along your own 1,500pts painted Warmaster army or starting Mordheim warband and do battle for the fate of the Warhammer world.

For those of you who don't have a Mordheim warband or Warmaster army yet, you can still join in the action with the many participation games which will be running throughout the day.

Warhammer World, Willow Road,  
Lenton, Nottingham NG7 2WS.  
For further information log on to  
[www.games-workshop.com/ukevents](http://www.games-workshop.com/ukevents)



## NEW DARK ELДАР UPDATE

In next month's issue of White Dwarf we'll be bringing you an update for Codex Dark Eldar.

The Dark Eldar were the first new race to be introduced to Warhammer 40,000 for the 3rd edition of the game, and players have had almost four years now to get to grips with them. We have

recently decided that the Dark Eldar should receive an update. These rules will be an official update to those found in Codex Dark Eldar.

An updated edition of the Codex will be available later this year, and will incorporate all of these new rules.



## PAGES FROM THE PORTAL

### CHAOS INCURSION

The Web team are very busy working on a new series of pages designed to support the forthcoming summer release of Hordes of Chaos for Warhammer. The pages will feature an interactive map of the Northern Wastes, terrain making features and a list of special characters to lead the forces of Chaos to battle.

### THE NECRONS

The upcoming Necron Codex will also be receiving a great deal of attention when it is released in a couple of months. There are plans to feature a web battle report showing off this deadly new threat to the Imperium, and there will be a number of hobby pages to give helpful advice to anyone collecting and painting a Necron army.

### CHAPTER APPROVED

The Web team have just unveiled a new Chapter Approved section on the website. It's opening with the extra Gaunt's Ghosts characters that we didn't have space to fit in this month's article (see page 44). Also featuring are the Tau Mercenary Auxiliaries, a new Troops choice for Codex Tau. [www.gamesworkshop.co.uk/wdmagazine/chapterapproved](http://www.gamesworkshop.co.uk/wdmagazine/chapterapproved)


### PETE HAINES ON-LINE



On 11th July Pete Haines will be live on-line to answer your questions on the new Necron Codex. For the first time though, the team will be taking questions beforehand so that Pete can put together his response before he goes live on-line. Keep an eye on the website for details.

[www.games-workshop.com](http://www.games-workshop.com)

## BLACK LIBRARY CLAWED BY CHAOS



The Black Library are set for some exciting new novel releases. Gav Thorpe is currently putting the finishing touches to a new trilogy called Slaves to Darkness. The first book, *The Claws of Chaos*, will soon be available in Games Workshop stores or direct from the Black Library website ([www.blacklibrary.co.uk](http://www.blacklibrary.co.uk)). As Gav has just put together the new Hordes of Chaos Armies book, we can expect to see some great material hinting at the future of Chaos and the Warhammer world in the novel.

Meanwhile, Kal Jerico is set to leave the confines of Necromunda and venture into space in the first of a new series of stories starting in Warhammer Monthly issue 56.

## DARK ELДАР FLEET SIGHTED

Soon to be released will be new Dark Eldar ships for Battlefleet Gothic. The ships are sculpted by John Manders and will be the third new fleet to be released. Rumour has it that a new Ork battleship is also in production.



## UK STAFF JOIN GRAND TOURNAMENTS

In response to feedback, both from our customers and employees, we are delighted to announce that the UK Grand Tournaments will now be open to all Games Workshop staff.

We asked our most avid tournament-going customers whether this would be a good idea. An overwhelming 81% said that they thought it would!

This will mean that both our staff and customers can compete for the ultimate wargaming trophies together. We see this as an important step in the development of our tournament programme.

### HOW DOES THIS WORK?

Staff will be treated in the same way as all of our customers in every aspect of the UK Grand Tournaments. Most notably, staff will pay full ticket price, be responsible for arranging holiday time away from work to attend the shows, and be expected to buy

Grand Tournament tickets in the same way as everyone else.

No favouritism will be shown to any competitor. To ensure this, the UK Events team will be seeking to include non-employee Referees and Judges in future Grand Tournaments. In addition, we will add extra heats to the Tournament year should we feel that the influx of staff into shows will jeopardise the ability of anyone to gain a place.

The first time Games Workshop staff will appear at a UK Grand Tournament will be Heat 2, in October and November 2002. We hope you will join with us in wishing everyone the very best of luck!

### IMPORTANT NOTE

Games Workshop staff will only be able to attend UK Grand Tournaments. Our shows in other countries remain unaffected.

## WHITE DWARF CAPTION COMPETITION

Later on in this issue you will find our Inquisitor multi-player battle report, during which this remarkable picture featuring Graham McNeill, Gav Thorpe, Space McQuirk and Graham Davey was taken. We held a caption competition in the Studio and enjoyed it so much that we've decided to let you have a go! The prize for the winning entry will be a copy of Inquisitor signed by the players.

The competition's closing date is the 18th May 2002 and all of the entries will be judged by our panel of highly impartial judges, ie, the White Dwarf team. To enter send your entries on a postcard to:

**White Dwarf Caption Competition**  
Games Workshop, Willow Road  
Lenton, Nottingham  
NG7 2WS



Your winning caption could be here!

## BULLET POINTS

- Colin Grayson is putting the finishing touches to the Khemri Tomb Guard.
- Tim Adcock is currently putting together a new vehicle for Warhammer 40,000 Chaos Space Marines. We don't have much information yet, but apparently it does have lots of legs...
- Mark Harrison has finished work on 'The Casket of Souls', a new war machine for Tomb Kings armies, which, as Warhammer Loremaster Gav Thorpe recently discovered in playtesting, can have a devastating effect on every unit on the battlefield that can see it!
- Aly Morrison has finished work on the new Thousand Sons Chaos Space Marines miniatures.
- The Studio's Warhammer campaign is hotting up with the Skaven and Chaos forces of Anthony Reynolds and Phil Kelly allying to cause devastation to the forests of Space McQuirk's Wood Elf realm.
- White Dwarf's Matt Hutson, Tom Hibberd and Graham Davey have been testing out some experimental multi-player rules for the Warhammer 40,000 CCG.

## FORGE WORLD

After the popularity of the Chapter specific doors that Forge World produced for the Land Raider, the team have produced a set for the new Rhino. A selection of the most popular Chapters' icons will be produced, including Ultramarines, Space Wolves, Dark Angels and Blood Angels, to name just a few. Forge World are also working on doors for the different Chaos Legions.

Following on from the release of the Warhammer Skaven Armies book, Forge World are bringing out a Skaven Assassin for their Showcase series. It is sculpted by Sean Green and will be out later this year.



The Death Guard Legion Rhino front plate



Skaven Assassin



# RHINO



Ten thousand years of combat history has made the Rhino ideally suited to its role. Well armoured, fast and highly mobile, the tracked carrier safely delivers troops to wherever they are needed on the battlefields of countless war-torn worlds.

# Index Astartes



A regular series focusing on the Imperium's finest warriors, the Space Marines of the Adeptus Astartes.

## ARMoured PERSONNEL CARRIER

The Space  
Marine Rhino

by Graham McNeill

Perhaps one of the most ubiquitous vehicles in Imperial service, the humble Rhino has been the mainstay of Space Marines armies since the time of the Great Crusade. Graham McNeill takes a look at the evolution of this workhorse transport.

Throughout the galaxy, servants of the Emperor take fire and steel to the enemies of Humanity, borne across the hell of uncounted battlefields in armoured fighting vehicles known as Rhinos. These blessed vehicles carry the warriors of the Emperor safely through the inferno of shot and shell to bring the Emperor's fiery retribution upon his enemies. The Rhino has been in Imperial service for over ten thousand years and the origins of this faithful vehicle lie in the depths of Humanity's past, at the beginning of its expansion into space.

### An Age of Exploration

Mankind's first steps into space were painfully slow, and even upon reaching other planets, colonisation was hampered by the lack of an all-purpose vehicle with which to explore these new worlds and the multitude of different terrain types encountered. However, all this was to change soon after the colonisation and exploration of Mars, with the development of warp drives and the evolution of the Standard Template Construct (STC) system. The exact origins of the STC system have been lost in the thousands of years since its first discovery, but its impact has ramifications that still resound in the 41st Millennium. The sheer versatility of the STC system enabled the earliest colonists to simply input their needs and the STC system would design the most practical and robust solution to meet those requirements, be it a vehicle, shelter or any other item the colonists desired.

The STC allowed the early colonists to create all manner of useful equipment from locally available materials and fuel them with whatever resources were to hand. As time passed, refinements were introduced into the system and it is said that many of the earliest STCs could in fact learn and self-evolve. STCs became more and more efficient and with its perfection, Mankind's expansion into space leapt forwards as starships became capable of reaching further and further into the galaxy. Mankind entered a golden age of exploration and colonisation and it seemed as though nothing could halt the expansion of Humanity's realm.

### The Earliest Rhinos

In conjunction with this, early colonisation of newly discovered worlds was facilitated by the creation of the RH1 N0 Tracked Exploration and Multi

Defence vehicle – commonly referred to as the Rhino. At its most basic level, the Rhino is an armoured transport on tracks, designed to cope with all manner of hostile environments and cross almost any dangerous terrain while protecting those within. The efficiency of the design has resulted in the basic configuration of the Rhino remaining largely unchanged in the last ten thousand years. Capable of being constructed from almost any materials and powered by any partially combustible fuel, the Rhino has proven, time and time again, to be one of the most reliable and durable vehicles ever devised. The design soon spread, and within the space of a decade, almost every world within the burgeoning coalition of planets had its own locally-produced variants of the Rhino. The military applications of this vehicle were quickly realised and the features that made the Rhino so appealing to the early colonists were perfectly suited for military operations. The armed forces of the day quickly adopted the Rhino as an armoured fighting vehicle and troop transport, fitting it with weapons and an augmented engine capacity.

The earliest known use of the Rhino in battle is recorded in the faded script of the *Liber Armorum* by the armed forces of Torben's World against the indigenous xeno creatures that inhabited the fertile western plains of this fecund world. These regions had long been in dispute, with the aliens claiming that these lands were sacred to them and places of great holy significance. When several human townships built on the edges of the plains were attacked and their inhabitants murdered, retribution was swift and deadly.

Three hundred Rhinos were despatched across the plains to the largest alien settlement. Such was the speed of the Rhinos, that the aliens had no foreknowledge of the attack and were caught completely by surprise. The aliens' technology was equivalent to that of a black powder society and their firearms would have wreaked havoc in the ranks of the human troopers, but for the protection of their armoured vehicles. The Rhinos surrounded the settlement and poured their firepower into the flimsily-constructed dwellings, before smashing through them and disgorging nearly three thousand troopers. With the destruction of this settlement, the remainder of the aliens were soon eliminated and the colonisation of Torben's World progressed with no further interference. News of this victory soon spread and the tactics of using the Rhino in battle became further refined.

The Rhino became the standard transport vehicle of human armies across the galaxy, with differing variants falling in and out of favour as the nature of Man's enemies and battlefields changed. The armies of Mankind spread throughout the galaxy, and many hundreds of worlds were brought within this growing galactic empire. As more enemies were encountered, the STC systems provided these early armies with many different variants on the Rhino such as the Predator, Immolator and Whirlwind.

All this was to come to an end, however, in a period of now known as the Age of Strife. What caused such a massive upheaval in the realm of Man can now only be guessed at, but its cataclysmic effects cannot be underestimated. The many wars that erupted around this time engulfed the entire galaxy and not a single planet was spared the horror of battle. Alliances and coalitions collapsed into internecine conflict, planets and systems waging war on one another for reasons that have since been lost to posterity.

### **The Death of Knowledge**

Whole planets were razed in the conflicts, their precious STC libraries

destroyed or smashed by their enemies. Countless designs were lost and many of the STC systems were damaged beyond repair. By the time the wars subsided and Mankind had been united under the banner of the newly-revealed Emperor, the vast majority of STC systems had been destroyed and their priceless knowledge forgotten. Denied this most valuable resource, those few fragments of knowledge that remained became treasured relics, passed down from generation to generation, their very existence kept secret from the outside world. In time these fragments became legendary canticles of faith, their knowledge assuming the status of divinely inspired wisdom. Hard copies of schematics and designs created by STC systems have lasted longer than the STCs themselves and have become the holy grail of the Adeptus Mechanicus, who eagerly seize on any scrap of information that might lead to the discovery of even the tiniest fragment of an STC's output. Over the millennia, scattered pieces of STC lore have been recovered and ancient designs have slowly been reincorporated into the Imperial inventory. The Immolator tank used by the battle sisters of the Adeptus Sororitas is one such example, the databank containing its construction

details discovered within an ancient factory complex on the world of Fornoth, during the Icaria Crusade.

As knowledge of their construction faded from memory, attrition took its toll on the number of Rhinos throughout the galaxy. The rituals of maintenance became debased as the centuries passed and knowledge of the exact workings of the Rhinos passed into myth. Among those who retained the priceless knowledge of their construction were the Techmarines of the newly created Legiones Astartes and Tech Priests of the Adeptus Mechanicus, who established strict guidelines regarding the construction, consecration and maintenance of these valuable vehicles. Whether built in the Martian weapon-forges of the Adeptus Mechanicus or the fortress monasteries of the Space Marines, the builders of these holy vehicles know that the purity and spiritual welfare of the Rhino is as important as the skill of the artificers who construct it.

### **The Rites of Construction**

At every stage in a Rhino's assembly, sacred oils are applied and scented incense burnt to sanctify the process. Armoured panels are ritually inscribed with protective sigils as they are fixed



## THE BONES OF SAINT EMILINE

In 452.M41 an Ork Waaagh! under the command of the Arch-Maniac of Calvera crashed into the Yereca system, destroying all that stood against it and sweeping towards the main populated planets at the system's core. One planet on the Orks' main axis of attack was the Adeptus Sororitas Shrine world of Emiline's Hope, so named for the blessed saint who had given her life to recapture it from the forces of Chaos nearly a millennium ago. Realising that there was no way the paltry number of Sisters based on Emiline's Hope could withstand the full force of the Orks, the Canoness Superior reluctantly ordered the planet's evacuation. The Lesser Order of the Bleeding Heart had long been entrusted with the care of the Saint's bones and reverently they placed her remains in sacred urns and began the journey to Caprium, the nearest spaceport to their abbey.

But the Orks moved far swifter than anyone had believed possible and, en route to Caprium, the processional convoy bearing the saint's bones was ambushed by Ork Kommandos as the Sisters stopped for morning prayers. Caught completely off-guard, the Sisters were mercilessly cut down and the Rhinos looted by the Orks. As the Kommandos returned victorious to their encampment, they did not realise that they were being followed. A sole survivor of the attack, a young Celestian named Sister Martika had recovered consciousness beneath the corpses of her Sisters and had sworn vengeance on the Orks, trailing them back to their camp. As night fell, she stealthily infiltrated the camp, identifying the Rhino that contained the Saint's remains and made her way towards it, planting a number of grenade booby traps along the way. Sister Martika hauled open the crew door and hurled her last few grenades towards a nearby group of warbuggies. The resulting explosion was more devastating than she could have hoped for, all seven of the buggies detonating in a string of roaring booms. The encampment erupted in chaos as the night was lit up by more explosions as the grenade traps exploded, set off by the confused Orks.

Martika gunned the engines of the Rhino and drove it at top speed through the howling Orks, smashing aside their flimsy vehicles and crushing those not swift enough to avoid her weaving course. She broke through the outer edges of the camp and pushed the Rhino's engine to the maximum, offering prayers to the Saint's remains for forgiveness at their rough treatment as she made her escape to Caprium. Before long the Orks were in pursuit, scores of red buggies and trukks racing after her. Knowing that the Rhino could not outrun the faster Ork vehicles, Martika slewed from the road and began weaving her way through the forest, the beams of her Rhino's headlights spearing through the darkness. She skillfully drove between the densely packed trees while many of the more reckless Ork drivers slammed into them, destroying their crude vehicles in giant fireballs. Eventually the forest thinned and the Orks closed the gap, spraying the Rhino with gunfire even as Sister Martika voxed Caprium for aid. The vehicle stood firm against the shots, though the chase, having lasted the best part of the night, had exhausted almost all of the Rhino's fuel. At close range, the Orks' shooting took a far greater toll, punching smoking holes in the Rhino and thick, black smoke poured from the engine housing.

But the Rhino would not fail in its duty and, even as the gears crashed and the engine spirit howled in anger, it continued to carry its charges towards Caprium. The Rhino finally cleared the edge of the trees, the walls of Caprium visible in the distance as two Ork trukks pulled level with the Rhino. Martika sideswiped both, and sent them spinning out of control. More Ork vehicles began moving up to attack, when explosions suddenly ripped through the Orks as the gunners on the walls of the spaceport began to fire. The ground thundered with the impact of the shelling, a storm of lethal shrapnel ripping apart the Ork trukks with ease. Shell after shell blasted huge holes in the Ork pursuit and within seconds it had been blasted to fragments and Martika's Rhino lurched through the gates of the spaceport. Exhausted, but elated, the young Celestian staggered from the Rhino and gave thanks to its indomitable spirit before presenting the urns containing Saint Emiline to her Canoness. The Rhino itself was repaired and became Martika's personal transport, carrying her into battle until the day of her death.

into place and prayers are chanted as the bolts are turned in the cardinal directions. Every component is ritually checked and blessed before being installed, and as the Rhino rolls to the end of its assembly nave, the ceremony of commission is prepared, whereupon the builders call upon the Spirit of the Machine to invest the Rhino with a measure of its power. The runes of activation are hammered thrice upon its armoured hide and the engines fired as the third blow is struck. If the engine catches first time it is seen as a good

omen for the vehicle and the warriors it will carry into battle. As the Rhino rumbles out of the assembly hangars it is given a battle name worthy of such a sacred artefact and is then ready to depart for a life of war amongst the stars.

Besides the Space Marines of the Adeptus Astartes, only a select few Imperial organisations now have access to Rhinos, the priceless technology involved in their construction and maintenance is too valuable to be entrusted to any but the most loyal and

steadfast bodies of warriors. The Adeptus Sororitas and Adeptus Arbites have a number of Rhinos and they maintain a body of those sanctified and pure of heart to care for them. Years of training go towards achieving this respected position. Aspirants must learn how to divine the runes of engineering, memorise the liturgy of maintenance and constantly study the routine of service. It is a position of great honour to care for these vehicles and those that are carried into battle within one of these armoured transports are mindful of the spirits that inhabit the mechanical functions and blessed bolts that make up each one.

Should a Rhino ever be lost in battle it is an occasion of great mourning for those entrusted with its care, and furious battles have been fought to reclaim the burned-out carcass of a Rhino simply to lay its spirit to rest. After the Battle of Naeuysk Gorge, fourteen Rhinos of the Imperial Fists had to be abandoned when traitor Space Marines from the Night Lords Legion ambushed the advancing column as it crossed the only bridge across the gorge. The attackers destroyed the lead and rear vehicles, trapping the rest in place. Previously placed demolition charges blew out the bridge supports and every Rhino on the bridge plummeted nearly a thousand metres into the gorge. The survivors were harried back to their base and the name of the Night Lords placed forever on the Chapter's Litany of Hatred. The following morning a daring mission involving an airborne assault across the gorge pushed back the Night Lords from the hills on the opposite side and allowed the Imperial Fists to bring up salvage units to start the recovery of their shattered vehicles and the bodies of their comrades. The battle in the hills raged for over thirty hours, with Imperial Fists' casualties amounting to almost 85% as they fought to give their Techmarines enough time to retrieve the fallen Rhinos. Many of the recovered vehicles were subsequently repaired and sent back into action, their battle spirits eager to avenge the ignominy of their earlier defeat.

Rhinos that can be salvaged are brought back to the forge and each wound reverently repaired by skilled artificers, the battle scars worn with pride and their war-spirits honoured with the Litanies of Battle. As a result, many Rhinos have remained in service for thousands of years, becoming holy relics amongst the Chapters of Space Marines and other Imperial servants who rely on them. The oldest Rhino still in existence belongs to the Salamanders, and is known as Nocturne's Hammer. The Salamanders tell that it carried their legendary Primarch, Vulkan, into battle at the Siege of Devlin's Fastness, sallying out through the gates of the Imperial fortress to

attack the foe. Nocturne's Hammer has seen over eight thousand years of action and now has a place of honour in the Chapter's reliquary on Prometheus, its armoured hide scarred by millennia of war. It is a great honour for a Techmarine to be chosen to minister to this holy vehicle and it is a duty that is solemnly observed. At the dawn of each new

century, the Chapter's Techmarines gather in the reliquary and the Master of the Forge strikes the rune of activation upon the engine. It is seen as a portent of great doom should the engine fail to catch first time.

The Rhino continues to serve as the mainstay of many Imperial organisations and it is unlikely to be superseded

without the discovery of a functioning STC database that will enable Imperial servants to further refine and improve on its design. Until that day, the faithful Rhino will continue to carry the warriors of the Emperor into battle, proof against the weapons of their foes and ready to bring the wrath of the Master of Mankind upon his blasphemous enemies.

# RHINO APC

Models ..... Patterns I to VI Within each pattern type are literally hundreds of regional variations using local materials and engineering techniques.

Forge world of origin ... Virtually every industrialised world of the Imperium can produce Rhinos.



Armour ..... 30-60mm  
 Maximum speed ..... 70kph on road, 55kph off-road  
 Crew ..... 1 (Driver)  
 Passengers ..... 10 Space Marines or Battle Sisters  
 Fording depth ..... 1.20m

ACCESS POINT  
 (identical on other side)

Weight ..... 30 tonnes unladen  
 Length ..... 6.6m  
 Height ..... 3.6m  
 Hull width ..... 4.5m  
 Ground clearance ..... 0.44m

## Transport: RHINO

	Pts/model	Front Armour	Side Armour	Rear Armour	BS
Rhino	50	11	11	10	4

Type: Tank

Weapons: The Rhino is armed with a storm bolter.

Options: The Rhino may be equipped with any of the following vehicle upgrades for the cost listed in the Space Marine Armoury: dozer blades, extra armour, hunter killer missile, pintle-mounted storm bolter, smoke launchers (see page 6 of Codex Space Marines).

No upgrade may be chosen more than once per vehicle.

Four Space Marine Rhinos sped across the snow and ground to a halt beside the emplacement, the ceramite doors sliding smoothly back along oiled runners. Warm air from inside the vehicles condensed as the winter's chill rushed to fill the troop compartments. With practised precision the Space Marines disembarked from their vehicles, the Devastators immediately taking up firing positions. When the Dark Eldar attacked, they would find the Space Marines ready and waiting.

**Fire Points - 1** The Rhino has a large hatch in its hull roof which can be used by up to two passengers as a fire point. Unlike the Chimera, this does not leave the Rhino open-topped, as its passengers, whether they are Space Marines or Sisters of Battle, wear power armour.


**Access Points - 3** The Rhino has two side hatches and a rear ramp, any of which can be used as access points by the passengers.

**Notes** The Rhino is the most ubiquitous military vehicle in the Imperium and is renowned for its reliability and ease of maintenance. If a Rhino is immobilised then in subsequent turns the driver may attempt to effect a temporary repair instead of shooting. Roll a D6 in the Shooting phase and on a 6 the vehicle is free to move. It doesn't matter how immobilisation occurs - enemy fire, difficult ground or supercharged engine failure - in all cases the problem may be something easily fixed.

If Orks select the Rhino as a looted vehicle they can utilise it in much the same way as described above. Passengers may not include any mega-armoured Orks though, and use of the top hatch as a fire point will qualify the vehicle as open-topped.

# WARHAMMER 40,000

In the nightmare future of the 41st Millennium, Mankind teeters upon the brink of extinction. The galaxy-spanning Imperium of Man is beset on all sides by ravaging aliens, and threatened from within by malevolent creatures and heretic rebels.



**Warhammer 40,000 Boxed game (includes Rulebook) £50**  
**Warhammer 40,000 Rulebook £25**

Warhammer 40,000 brings the war-torn universe of the 41st Millennium onto your tabletop – the ceaseless din of gunfire, thunderous explosions, the rumble of passing tanks and the high-pitched whining of anti-gravitic motors screaming overhead. You are in command of squad after squad of battle-hardened warriors, futuristic vehicles and devastating war machines. Using Citadel miniatures, Warhammer 40,000 turns your tabletop into an action-packed battlefield. In the grim darkness of the far future there is only war! Will you survive?

The boxed game comes with an extensive rulebook (including painting, modelling and background information), and enough models to field the backbone of two different armies – the heroic Space Marines and the sinister Dark Eldar. It also contains plastic terrain, featuring gothic ruins and jungle trees, as well as plastic weapons templates.



**Codex Space Marines £8**

Created by the Emperor himself in the dark and distant past, Space Marines are Humanity's finest warriors. Formed into Chapters and deployed in the most hostile battlefields of the galaxy, these elite troops can fulfil any mission and destroy any enemy.

Containing all the rules you need to field a Space Marine army, this book is an indispensable guide for any Space Marine commander.



**Space Marine Command Squad**

**£18 boxed set**

Essential for any Space Marine army, the Command squad contains veteran Space Marines whose skills are of great use on the war-torn battlefields of the 41st Millennium. This boxed set contains a Space Marine Commander, a Veteran Sergeant, an Apothecary, a Standard bearer and a Techmarine. Banners not included.



**Space Marine Tactical Squad**

**£15 boxed set**

Tactical squads are versatile fighters, able to speed forward in a Rhino and fight enemy in close combat, or stay back and give supporting fire with their heavy weapons. This boxed set contains ten plastic Space Marines, including a missile launcher, flamer, and a Sergeant. Banner not included.

**All the models shown on these pages are available from your local Games Workshop store, independent stockist, Mail Order (0115 91 40000) or at [www.games-workshop.com](http://www.games-workshop.com)**

Models shown at 60% actual size



# SPACE MARINES



**Space Marine Devastator Squad**

**£18 boxed set**

Space Marine Devastator squads combine heavy firepower with the flexibility of infantry. Able to take up commanding firing positions Devastators can bring their heavy weapons to bear whatever the terrain. This boxed set contains five plastic Space Marines, a lascannon, missile launcher, heavy bolter, plasma cannon, and a Sergeant. Banner not included.



**Space Marine Assault Squad**

**£12 boxed set**

Space Marine Assault squads are the epitome of the rapid response strike team. Soaring over the battlefield, their jump packs allow them to rapidly close with the enemy, and there are few adversaries who can withstand them once they initiate vicious close combat. This boxed set contains five plastic Space Marines with jump packs.



**Space Marine Terminator Squad**

**£15 boxed set**

Terminators are the most feared of all Space Marine warriors. They combine centuries of experience with the best armour and weapons that can be found in the Imperium. This boxed set contains five plastic Space Marine Terminators. Banner not included.



**Space Marine Rhino**

**£15 boxed set**

The Space Marine Rhino allows Space Marines to move swiftly to seize an objective or strike deep into the heart of an enemy force. This boxed set contains one Space Marine Rhino.



**Space Marine Land Raider**

**£30 boxed set**

The Land Raider is one of the most potent machines of destruction in the Imperium. Capable of carrying a full ten man squad of Space Marines, or a five man squad of Space Marine Terminators, the Land Raider is a powerful addition to any Space Marine army. This boxed set contains one plastic Land Raider.



**Space Marine Dreadnought**

**£20**

A powerful armoured behemoth, the Space Marine Dreadnought is piloted by a mighty warrior who has been saved from death by his interment within its armoured sarcophagus. This boxed set contains a single plastic Space Marine Dreadnought.

**MATT HUTSON'S**

# BLACK TEMPLARS

**The Quaran Crusade continues to purge the heretics**

Matt Hutson has been with this hallowed magazine for three years now. He is one of the Studio's most prolific army painters, producing whole squads and regiments at an astonishing rate.



**Matt:** I was introduced to the hobby nearly ten years ago with the release of Heroquest, and soon found myself immersed in the Warhammer hobby and also playing a lot of Necromunda. But it was not

until I joined White Dwarf that I started to play Warhammer 40,000. When the third edition of the game came out in 1997 I decided that I wanted to field a Space Marine force. I really liked the new plastic Space Marines frame and it was purely for that reason that I decided to paint these models. After reading through Codex Space Marines I was inspired to field Black Templars. It was the simple colour scheme featured on the back cover that led me to choose

this particular chapter. I took home some of the Space Marine plastic sprues and began to paint my first ten-man squad.

Because of the simple colour scheme it didn't take me long at all to finish them. At the time there were no rules to cover Black Templars as a Space Marine Chapter, so I decided to design a strongly shooty army with a solid core of boltguns.

The army started with a simple Tactical squad of ten men. I wanted to give the squad some form of HQ choice and so decided to use the Dark Angels Chaplain, because I liked the look of that particular model. I painted the Chaplain with a similar colour scheme to the original Dark Angels Chaplain, just

changing the appropriate shoulder pad for the Black Templars. I really liked how the first squad looked and added a Scout squad and a Dreadnought. By this time I was confident enough with my modelling skills to attempt some basic conversion, so when I built my first Dreadnought I used the spiked rings from the newly released Chaos spiky frame. After reading up on some of the background, I learned that the Black Templars were a crusade chapter and so thought that they would have a certain religious zeal. The spiked ring resembled a halo and so was perfect for the model. I decided to continue the theme of religious zeal throughout the force and painted a litany of faith onto the Dreadnought. I then went back to





*Matt's Emperor's Champion delivers divine retribution to Graham Davey's Chaos Lord.*





*Marshall Fernandez's Command squad disembark, ready to purge the Emperor's foes.*

the Tactical squad and painted litanies on their shoulder pads too.

With a solid force of Space Marines slowly building in size, it was inevitable that I found myself challenged to a game. Alex Boyd, one of our artists, had created a sizeable Ork army and wanted to try out his Boyz on the battlefield. Not having played Warhammer 40,000 before, and with less than 1,000 pts in my army, it was a brave undertaking, but with the gauntlet laid down it was time to

add some serious firepower to the chapter before the day of the game. I have always had a fondness for tanks and so decided to bolster my numbers with the addition of a Razorback, a Vindicator, a Destructor and some Land Speeders. These would add a welcome break from painting Space Marines and would also help to field a 1,500 pt army in time for the coming battle. The game acted as a great incentive to focus my attention on painting the models.

Although in terms of actual miniatures my force was quite small, I could now see the beginnings of a well-themed and cohesive looking army starting to form. Now it was time to build up the numbers in the chapter with the addition of a second Tactical squad and a squad of Assault Marines.

At this point in time the early playtest rules for Black Templars began to emerge from the secret confines of Games Development. Having managed to get a sneak preview I noticed that the army was more orientated to close combat than it was to shooting. As I had built my army around a shooty force it was time to make some radical changes to the squads. At first it seemed like a daunting task, but by removing the old arms and replacing them with close combat weapons I found that I could redesign my basic squads with just a little effort.

From this point onwards I paid great attention to theming the army around the background that the Games Developers were creating. The Black Templars Chapter's organisation is broken up into separate squads with their own unique markings. In many ways, this made my task of building up a Black Templars force far simpler. It meant I didn't have to worry about the individual Tactical squad markings. Having said that I did try to individualise each Initiate's litanies



*As a Dreadnought unleashes supporting fire, Matt's Black Templars charge headlong into ferocious hand-to-hand combat.*



*Matt's Chaplain takes on Rowland Cox's Imperial Guard.*

to further develop the theme of their personal religious martyrdom. Because of the changes to the rules during playtesting I also had to paint some more Scouts.

I soon became a regular player of Warhammer 40,000, joining in every Studio campaign. Over the next couple of months I found myself playing dozens of games using the new rules and as a result I became involved in playtesting the new Codex. With the Third War for Armageddon campaign looming over the horizon, it became clear that I would have to add some new models to my force and so started working on a second Dreadnought. Now being such an avid gamer, I realised the value of particular weapon combinations on models, and wanted to field my Dreadnoughts with different options. Having already ripped off the arms of my first Tactical squad, I was not afraid to take apart my original Dreadnought and model new weapons onto it. The original powerfist was put onto my second Dreadnought and with far more confidence in my modelling skills, I also added the dozer section of the old Rhino model onto the Dreadnought to act as extra armour. I then had the idea of adding the power plant and banner pole from the Chaos Dreadnought.

Working in the Studio means I also managed to get my hands on the newly-released Land Raider, and a few weeks later, the Land Raider Crusader.

Armageddon was a great motivation for me to build up my force and concentrate on some serious modelling. During the run-up to the big campaign I painted no less than two Land Raiders, the Command squad, a Veteran squad and my Terminators. I was inspired to reverse the colour scheme on the helmets of the Veteran squad and the Terminators, which in turn inspired artist Neil Hodgson to design the Index Astartes Space Marine patterns using this theme.

Since that time I have not needed to add much to the force. I have come back to my Assault Marines and given them power fists from the old Chaos weapons frame to keep the theme of the unit being more close combat orientated. I also managed to get hold of one of the new Rhino kits and have painted one up to add to the force. I have future plans to create a full crusade fighting company with a Marshall's Household, but at the moment I am working on a new Predator which you can see in a future issue.

## SO, HOW DOES MATT PAINT HIS BLACK TEMPLARS?

Matt uses a very simple colour scheme that enables him to paint his Space Marines relatively quickly. He sprays the models with a Chaos Black undercoat and then simply highlights this with Shadow Grey. This allows Matt more time to concentrate on the fine detail, such as painting the litanies on the Black Templars shoulder pads.

Another simple but effective technique that Matt uses is to paint each model in sections. He does not fix the shoulder pads or the veterans' helmets to the model when assembling, but sprays these with Skull White separately, fixing them on to the model once they have dried, but before painting in the detail.



### COLOUR PALLET

Blood Red	
Boltgun Metal	
Chaos Black	
Shadow Grey	
Skull White	

Matt Hutson has been collecting his Black Templars Space Marines army for a while now. Tanks have always been a large feature of his army, so when offered the chance to paint a new Rhino he jumped at it. Here's how he went about it...

# PAINTING WORKSHOP

Matt Hutson's Black Templars Space Marine Rhinos



## COLOUR PALLET

-  Boltgun Metal
-  Chaos Black
-  Shadow Grey
-  Skull White
-  Snakebite Leather
-  Goblin Green

## THE INTERIOR

The floor plate, driver's door and one of the inside side panels were stuck together first. This, the other inside panel and rear door were then undercoated with Chaos Black.

First to be highlighted were the black areas; Shadow Grey was painted onto the very edges of the interior detail. The highlights were applied in such a

way to give the impression that the light source is coming in from the rear door.

The floor, bolter and small rivets were painted with a basecoat of Boltgun Metal. Areas such as rivets or recesses were given a wash with thinned-down Black Ink to create shadows.

To paint the screens on the control terminal, a basecoat of Goblin Green was used before being given a



single highlight of Skull White to the top and left hand side of the screens. The detail on some of the screens was painted on with Chaos Black using a fine detail brush. To give the impression of text,

a series of small horizontal lines in Chaos Black were painted on. To finish, all of the buttons were painted with Skull White.

## EXTERIOR

The rest of the tank was now ready for assembly. Following the instructions, the Rhino was stuck together using Citadel plastic glue. The only areas not glued onto the hull were the top and side hatches, tracks, drivers visor, command cupola and the storm bolter. The storm bolter was glued together and the barrels were drilled out using a pin vice. The tracks were left on the sprue to make drybrushing easier.

Before undercoating, the top hatches were put in place and the rear door was closed to seal off the painted interior from the undercoat spray. The tank hull and all the other components were then undercoated with Chaos Black.

Shadow Grey was used to highlight the edges of the hull. The side of the brush was used (instead of the tip), running it along the straight edges of the tank to create a sharp line.



The smoke launchers, wheels, exhausts, storm bolter and rivets were next given a coat of Boltgun Metal. The mesh walkways on the inside of the rear and side hatches were lightly drybrushed with Boltgun Metal. All these Boltgun Metal parts were then given a wash of Black Ink.



At this stage the tracks, still on the sprue, were drybrushed with Boltgun Metal.



The Imperial eagle was carefully painted with Skull White using a fine detail brush. Any areas where the paint overlapped between the feathers was touched up with Chaos Black.

The headlights were basecoated with Skull White. They were then given a watered down wash of Black Ink before a final highlight of Skull White.



To paint the glass on the driver's windows, the command cupola and storm bolter, a basecoat of Shadow Grey was painted on. To get a glass effect, a series of diagonal lines were painted on using Skull White.



The tracks were now stuck on. Any areas where the drybrush hadn't got to were now touched up with Boltgun Metal.

All of the other pieces were now put into place. So that they could be changed in the future, these pieces weren't glued on.



#### ICONOGRAPHY

The Black Templars symbols were painted on with Skull White using a fine detail brush. To make them symmetrical, a cross was painted on first as a guide. The outline of the icon was then added before being filled in. To



emphasise the fanatical nature of the Black Templars, the effect of text was put onto the hull. This was done with Skull White in the same way as the text on the interior computer screens.



#### BATTLE DAMAGE AND DIRT

To make the tank look rugged and battle damaged, Boltgun Metal was painted onto the edges of the tank to give the effect that the paint had worn away.



Finally, the lower part of the tank was lightly drybrushed with Snakebite Leather to make the tank look muddied and well used.



#### PAINTING PARCHMENT

The parchment was first given a Vomit Brown basecoat and then a Flesh Wash was applied. Once dried, it was highlighted by using Vomit Brown again, then Bleached Bone, and finally Skull White. To paint the word 'Templar', a suitable font was found on a computer. This was then copied from the screen using a fine detail brush.



Black Templars Rhinos emerge over the brow of a hill.

# DEATH AND CHAOS ROAD



NO PRISONERS • NO



# DARKNESS ROADSHOW 2002

HELP DECIDE THE FATE OF MANKIND, TAKE PART IN THE ALL CONQUERING CHAOS CRUSADE SWEEPING OVER **HOLLAND, DENMARK AND SWEDEN**. THE YEAR OF CHAOS HAS ARRIVED.



**Chaos Marauder**

(free model may differ from one shown)

EXPERIENCE THE FANTASTIC NEW WARHAMMER CHAOS RELEASE UP CLOSE AND PERSONAL.

FIGHT FOR SUPREMACY WITH THE SUPERB NEW CHAOS MINIATURES, OR BRING YOUR OWN CHAOS MINIATURES AND CONQUER FOR THE FAVOUR OF THE MIGHTY LORDS OF CHAOS.

GET ONE OF THE SUPERB NEW CHAOS MARAUDER MINIATURES FOR FREE!

AVAILABLE FOR SALE AT THIS ROADSHOW! THE SPECIAL EDITION DEATH AND DARKNESS MARAUDER CHAMPION!



**Special Edition Marauder Champion**



**On the 18th May the Death and Darkness Roadshow will be appearing at the following Games Workshop stores!**

**GW AMSTERDAM:**

Rokin 36.

Tel: 020 622 3863

**GW ROTTERDAM:**

Van Oldenbarneveltplaats 452.

Tel: 010 280 0268

**GW HAARLEM:**

Gierstraat 29. Tel: 023 551 7677

**GW OSLO:**

Mollergata 5/9, 0179, Oslo.

Tel: 22332990

**GW COPENHAGEN:**

Frederiksborggade 5 Kl.

Tel: 33122217

**GW STOCKHOLM:**

Regeringsgatan 30. Tel: 8213840

**On the 25th May the Death and Darkness Roadshow will be visiting the following Elite stores.**

**FANATIC GAMES:**  
Classensgade 11st.th,  
2100 København Ø,  
Denmark.  
Tel: 3524 9640

**DRAGONSLAIR:**  
Ringstedgade 13,  
4000 Roskilde,  
Denmark.  
Tel: 4636 5300

**STYX:**  
Landts Gård 4,  
7400 Herning,  
Denmark.  
Tel: 9722 0078

**GAMES-N-STUFF:**  
Diezerpoortenplas 38,  
8011 VX Zwolle,  
Holland.  
Tel: 038 4527951

**THE LONELY MOUNTAIN:**  
Nationalestraat 29,  
2000 Antwerpen,  
Belgium. Tel: 32260401

**FANTASIA:**  
Storagatan 44,  
90 326 Umeå,  
Sweden.  
Tel: 907 793 60

**DRAGONSLAIR:**  
Kognsgade 71,  
5000 Odense,  
Denmark.  
Tel: 6311 1219

**DRAGONSLAIR:**  
Aboulevarden 17,  
8000 Århus C,  
Denmark.  
Tel: 8619 0063

**SPELKWARTIER:**  
Nieuwstad 34 - 36,  
6811 BL Arnhem,  
Holland.  
Tel: 263517669

**VLI EG ER UIT:**  
Brusselsestraat 70,  
6211 PG, Maastricht,  
Holland.  
Tel: 043 3251653

**SPELLEKLIJN:**  
Voorstreek 3,  
8911 JH Leeuwarden,  
Holland.  
Tel: 582131112

**AVALON:**  
Stora Nygatan 53,  
21137 Malmö,  
Sweden.  
Tel: 406118003

# MERCY • NO HOPE

Throt the Unclean is the insane Master Mutator behind the creation of many of Clan Moulder's mutant monstrosities.

This month, Anthony Reynolds delves into this dangerous Skaven's twisted background.

Clan Moulder is one of the influential greater clans of the Skaven, and is based in the depths of their stronghold known as Hell Pit, located in Troll country, north of Kislev. Positioned close to the shifting borders of the northern Chaos Wastes, the area is heavily infused with warpstone and it is the chaotic influence of this substance that Clan Moulder has utilised to ensure its success. The Skaven of this clan use warpstone in their crazed experiments, creating all manner of twisted, mutant horrors. One of the most feared and powerful Skaven within the clan is the corrupt being known as Throt the Unclean.

Throt is an ancient Skaven whose life has been extended seemingly indefinitely by the amount of pure warpstone he has been exposed to. This warpstone has had a remarkable effect on his corpulent body. The chaotic substance has mutated him since birth, blessing him with an extra arm. Great spines of bone protrude from his back, and his body rages with barely-controlled power as warpstone courses through his veins, suffusing him with prodigious strength and unnatural recuperative powers. Throt had his left

# MASTER OF MUTATION

## *Skaven Master Mutator Throt the Unclean*

eye torn from his face many years in the past, and a chunk of pure warpstone was hammered into the socket, seeping its corrupting energy directly into Throt's disturbed mind.

The outlawed Tilean scholar, Don Lupo Pirielli, who reportedly encountered Throt the Unclean while journeying to the north of the city of Praag, wrote that the rat-man seemed almost impervious to harm, and indeed was able to ignore wounds that would have killed any other creature: "And I did see a mighty blow dealt to the foul, bloated creature from one of my bodyguards, a man of particularly stout arm. The blade did pass deeply into the rat-man's gut, but before my very eyes the wound did close, and cease to flow with blood. I fled, pursued for weeks by rabid rats the size of hounds..." The writings of Pirielli have been almost universally condemned, and are generally perceived as the ravings of a man bereft of his mind.


However, the physical strength, longevity and powers of healing that Throt possesses come at a price. The power flowing through him ravages his body, consuming tissue and muscle at an alarming rate. Throt must constantly

gorge himself on all manner of food to keep this at bay, and he is beset by an incessant hunger that knows no bounds. Where he goes he always carries several pouches that bulge and squirm, stuffed with a variety of twisted creatures to feed upon. His followers fear to anger the mad Master Mutator, for he has consumed many who have roused his wrath.

Having lived through several centuries, Throt is the second oldest living Skaven within Clan Moulder, only younger than the clan's shadowy and ancient Lord of Decay, sitting on the Council of Thirteen. Throt has risen steadily through the ranks of Clan Moulder to his position of authority, and his name is feared amongst all the clans. His escalating power is primarily a result of his mad genius, for his skill at creating the twisted creatures of Clan Moulder is prodigious, with no other Master Moulder approaching his insane brilliance in this field.

His superiors and peers quickly realised his talents and sought to murder the upstart. The Lord of Decay quickly intercepted these attempts, punishing those who sought Throt's downfall, making his favour known. Nevertheless, since that time countless assassination attempts have been made on Throt. None has proved successful for Throt has survived even the most grievous of wounds and risen to strike down his would-be murderers. Having involuntarily ingested the most potent of Clan Eshin poisons, he suffered little noticeable effect other than an itching rash. He once survived twenty-three stab wounds, suffered when his Stormvermin betrayed him and plotted his downfall. On one occasion he was practically ripped in half when a 'faulty' portcullis within Skavenblight dropped on him. He dragged his wounded body away from the scene, and within days appeared completely healed.

Over the years, as countless generations of Skaven broods have birthed and perished, Throt has gained more and more influence within the clan. As his power has risen, his reason has steadily declined. This only seems to aid his creative work, and he continues to breed increasingly powerful and disturbing monstrosities. His services are much sought after by the other clans, for



*Throt field-tests his latest monstrous creations.*

it is recognised that those Rat Ogres created under his eye are notably more fierce, incorporating as they do various mechanical attachments and mutations.

In the dark depths of Hell Pit lies the laboratory of Throt, constantly echoing with cries torn from the throats of the living abominations that are Throt's experiments. For every 'successful' creation that Throt breeds, there are countless others that scream in constant pain at their living torture, and are incapable of being used in battle or for any other useful purpose. The Master Mutator, who seems oblivious to their piteous cries, keeps these failed experiments as pets, or sets them loose in the tunnels surrounding his laboratory as a deterrent to those who would interrupt his work.

Constantly dreaming up new ways of creating even more disturbing and dangerous beasts, Throt has travelled widely beneath the Old World and far beyond, searching for new creatures to operate upon. While the vicious battles of Albion raged, he was travelling in the depths of the jungles of Lustria, working alongside the monks of Clan Pestilens. With the knowledge of these diseased Skaven to aid his foul experiments, Throt created a new breed of creature, one that is born into the world already carrying a range of fast-acting and lethal contagions, including the lethal choking-froth fever. It is said that Throt himself has contracted this disease, though he seems immune to the effects.

There is some speculation as to whether this immunity is a result of his warpstone-enhanced constitution, or some antidote that is supplied to Throt by the Plague Monks. Some whispers within Skavenblight say that the monks of Clan Pestilens tried to blackmail Throt to gain some control over Clan Moulder. It seemed that Throt came to some form of agreement with the Plague Monks, breeding a new strain of beast to the specifications of the Plague Lords that was perfectly adapted to hunting and killing the cold-blooded creatures dwelling in the hot jungles in exchange for the knowledge of how to create his own antidote.

In recent months, Throt has perceived that the warpstone pervading his realm has grown increasingly potent, glowing brighter as if the entire area was becoming awash in surging waves of energy. Rather than using this newly potent warpstone in smaller quantities, Throt has been using the same amount as he normally would for his experiments, resulting in a spate of bizarre and disturbing mutations that would never otherwise have been possible.

While Throt was engrossed in his experiments, the Black Orc warlord



Grimgor Ironhide began a rampage of destruction, heading directly for Hell Pit. Angered that his studies were interrupted, Throt sent many of his twisted creations with the Clanrats of Clan Moulder to combat this threat. As these assaults against the advancing Orc horde were again and again repelled, Throt became increasingly furious, anger and outrage filling his black soul. Gathering around him the most diabolic and disturbing of his recent creations, creatures that had never previously been seen outside his laboratory, Throt determined to destroy this Orc warlord once and for all. Clanrats quaked in fear at the abominations that stalked at their side to combat the threat of the Orcs, but before the enraged Throt came across Grimgor, the Orc warboss turned away

from his path towards Hell Pit and vacated the subterranean tunnels riddling the land.

Denied the hated target for his rage and spoiling for a fight, Throt turned his attention southwards, towards the lands of the Empire. Reported sightings of mutated rat-like creatures have begun to escalate in the slums of the northern Empire cities, coinciding with an alarming rise in missing people. Thus far however, the city guard have failed to see these reports as anything more than 'fantasies of delusion.' Still, the unexplained disappearances continue, and reports of horrific abominations lurking in the sewers continue to increase.

Several large stone slabs dominated the darkened room, heavy iron shackles secured to their surfaces. Blood, fetid water and other oily substances soiled every surface of the chamber. Vials of bubbling liquid sat on shelves next to piles of rusted and tarnished blades and saws. Dirty bottles filled several bookcases, containing all manner of foul creatures and organs. The walls were covered with numerous layers of papers, each filled with insensible diagrams and scratchy words. Several cages were scattered around the room, and the pitiful creatures within filled the air with their tortured cries. Thick iron bars designated one corner of the room as a holding cell, and dirty straw was strewn throughout. A bloated eye in a jar blinked, looking at the muttering, overweight figure of Throt the Unclean, the muttering Skaven sitting at a workbench and scribbling madly on a parchment.

A large rat climbed the leg of the workbench, and sat on its hind legs gazing up at Throt. The Skaven looked at it for a moment before one of his three arms shot out, grabbing the creature as it turned to leap away. It squeaked loudly, biting fiercely into the Skaven's finger. Throt grinned, continuing his ongoing dialogue.

"...little rat-rat, what you do here? Spy, hmm? Like pretty stones, hmm? Nasty, nosy little friend..."

Holding the rat in one hand, Throt grabbed the creature's head in another, squeezing its jaws open painfully as it continued to struggle. Lifting the lid of a small lead-encased box with his third hand, Throt produced a small shard of warpstone. Green light glowed eerily through his clenched fingers, mirroring the light emanating from his left eye-socket. Still holding the rat's jaw open, he roughly shoved the warpstone into its mouth. Pushing the glowing stone firmly down the rat's throat, he changed his grip on the

creature to hold its mouth closed. It immediately began to writhe and squirm uncontrollably, and a feral grin stretched Throt's face as he witnessed the beginning of the change.

Bones cracked as the rat's body underwent sudden mutation. Malformed bony protrusions burst through the skin of the rat's back, pushing out of its spine. As Throt held it firmly in his hands, several large lumps appeared on the rat's body, pushing out between his fingers. One eye of the rat began to swell unnaturally, and it turned a foul milky colour. Red splotches appeared in the pale eye as blood vessels burst. One of the bulges on the rat's body erupted abruptly, and a surprised giggle escaped from Throt's throat.

A bell sounded through the laboratory, and Throt looked up from his fun. He hurled the body of the rat dismissively to the floor, where its bloated form began to crawl away, leaving a trail of pus and foulness. From out of the darkness beneath the bench, several misshapen creatures leapt upon the fallen creature, devouring it in the blink of an eye before retreating into the gloom.

"...what-what, who be it, my pretties?"

Again the bell rang. Throt wiped his hands on his coat, and raised his considerable bulk to his feet. He shuffled out of the room and approached an immense door, passing beneath a roughly-carved arch that was covered in spider webs. The webs were littered with large bundles of spider-silk. From some of the bundles protruded fat rat-tails.

Producing a large ring of keys, Throt unlocked the heavy door just as the bell rang again. Throt hissed as he violently yanked it open. The small, hunched Skaven standing in the gloomy tunnel outside the door visibly flinched, and dropped his eyes to the ground before his lord and master.

"...who it is, is little Kwitch, what does it want-want, ringing its bells...?"

Throt's prodigious belly gave out a sudden groan, and the small Skaven servant froze, looking up at his master fearfully. He gave a slight sigh of relief when Throt reached a hand absently into a pouch at his hip, producing a writhing creature. Before Kwitch could see what it was, Throt had shoved it into his mouth, and was busily crunching it between his teeth.

"Master, I bring-bring rat ogre from pen below."

Muttering to himself, Throt nodded, waving a hand for the hunched Skaven to enter. Kwitch gave a shout, ordering the slaves behind him forwards. The mangy slaves strained on thick ropes, pulling a wheeled cage holding the immense beast behind them. The rat ogre stared around at its surroundings with angry eyes, swinging its heavy head from side to side.

Kwitch hobbled into the laboratory, wincing at the red eyes that stared at him out of the darkness. He shuffled from foot to foot, uneasy around his unpredictable master, his eyes flicking to the large barbed whip hanging conspicuously from Throt's belt. His eyes lingered for a moment on a rat that skittered across the stone floor with what looked like a human ear growing out of its back. Shaking his head, he returned his mind to the task at hand. Pointing, he ordered the slaves to drag the rat ogre to the holding cell. A sliding gate in the cell was lifted, the cage fitting neatly into the space. Clambering on top of the cage, the slaves lifted its door to allow the rat ogre to enter the cell.

Snarling, the rat ogre did not move, gazing stupidly and angrily at the empty cell. Lifting a heavy barbed pole from the wall, Throt prodded the rat ogre through the bars, trying to encourage it to move. It merely snarled all the more viciously. Throt sighed.

"...doesn't want-want to move, does it, eh? Get in cell-cell," Throt muttered to one of the slaves, pointing a clawed finger at the condemned Skaven. It stared back at him in uncomprehending shock.

"Get in cell!"



Throt screeched at the slave. The other slaves grabbed the condemned Skaven, pushing it towards a second, smaller barred gate. Swinging the door open, the slave was thrown to the floor before the door was slammed behind him. The rat ogre sniffed the air and, stooping its head, stepped into the cell, dim eyes fixing on the quaking slave.

Screams, muffled roars and the sound of crunching bones soon filled the laboratory. Throt seemed oblivious to the noise and spray of blood, carefully inspecting one of his sketches on the wall. Kwitch's eyes were transfixed by the bloody feast being enacted before his eyes, and he involuntarily took a few steps backwards, stumbling into a small cage. He gazed down through the bars. In the small pen sat a creature, its legs misshapen and bent beneath it. Black feathered wings were stitched to its fleshy, rat-like torso that was topped with a human head. The creature turned its cloudy eyes up towards Kwitch and

gave a soundless cry of despair, for its tongue had long been removed. Even Kwitch, long used to the foul experiments of his master stepped away from the cage in shock.

Throt was removing a series of implements from the wall, placing them onto a table. A large, crude saw blade, what looked like an immense sickle blade and a coiled serpent in a jar joined the other blades and wire arrayed on the table. Last was his box filled with the precious warpstone.

Rubbing his hands together eagerly, Throt turned to look at the rat ogre, just as the tail of the slave, the last evidence of its existence, disappeared into the slaving maw of the creature.

"...good-good, today I try something new... hear me, does it Kwitch?"

Kwitch bobbed his head eagerly. "Yes, master."

"...today I switch its legs and arms and head and tail and give it metal spikes—spikes, yes lots of spikes..."

"Yes, master."

"...and give it new mind, yes—yes new mind, for it is of little brain..." Throt ceased his incessant mutterings for a moment as the idea came to him.

"Yes, a brain switch... switch, yes—yes, but switch with what..."

A cold feeling touched Kwitch's heart as he saw his master pause for a moment, a long finger tapping at his head. He hesitated for a moment, then shuffled over to Kwitch's side. Reaching out a powerful arm, he tapped on Kwitch's head. A sudden grin touched Throt's lips.

"Yes, a brain switch..."

The slaves grabbed Kwitch as he turned to run, and he was dragged screeching to one of the stone slabs, where the heavy shackles were quickly tightened around his limbs. As Throt drew a dotted line around the top of his head with a thick piece of charcoal, he muttered under his breath to the doomed Skaven.


"You are very lucky, yes lucky Kwitch, yes—yes it is..." he spoke as he raised a cruelly barbed blade. Kwitch screeched again, as the air filled with the scent of his fear.

To help those of you who are collecting Skaven armies we thought we'd ask the 'Eavy Metal team how they painted Throt the Unclean, sculpted by Mark Bedford, and the Warlock Engineer sculpted by Colin Grayson.

# 'EAVY METAL MASTERCLASS

## THROT THE UNCLEAN

Painted by Mark Jones



### ASSEMBLING THE MODEL

After gluing the arm onto the model it was then given an undercoat with a spray of Chaos Black. Any areas where the spray had failed to catch were covered with thinned Chaos Black paint.

The hooded section of Throt's robes was painted with a basecoat mix of equal parts Scorched Brown and Chaos Black. Small quantities of Elf Flesh were then added to this mix for successive highlights. As the hood is made of separate patches, some areas received more highlight stages than others.



A basecoat of Scorched Brown was used for the under-robe. This was then highlighted by mixing an equal quantity of Bronzed Flesh into the basecoat followed by a highlight of Bronzed Flesh on its own.



Throt's bottom robe was painted with a basecoat mix of equal parts Dark Angels Green and Chaos Black. Bleached Bone was then added to this in small amounts for each successive highlight stage.



A basecoat of Dark Flesh was used to paint the skin. This was highlighted with Dwarf Flesh followed by a final highlight of Elf Flesh.

Bestial Brown was used as the basecoat for the fur. This was highlighted with



Snakebite Leather followed by a light drybrush highlight of Bleached Bone.

### FINE DETAIL

The wood on his weapon was painted with a basecoat of Scorched Brown. This was then highlighted with a drybrush of Snakebite Leather followed by a subtle highlight stage of Bleached Bone.



The metal sections on the miniature were given a basecoat of Tin Bitz. Boltgun Metal was then drybrushed over this. These sections were then given two washes with thinned-down Citadel paints. The first was Bestial Brown followed by a wash with Scaly Green.



Scorched Brown was used as the basecoat for the whip followed by a highlight of Snakebite Leather. The



same washes that had been used on the metal sections were then applied to the whip.



The pouches were painted with a basecoat of Vermin Brown

and highlighted by adding small amounts of Bronzed Flesh to this.



The teeth and claws were given a basecoat of Snakebite Leather and Bleached Bone was then used for the highlight stage.

### FINISHING TOUCHES

Throt's good eye was painted with Blood Red and a small dot of Fiery Orange was then painted on as a highlight.



The warpstone eye was painted with a basecoat of Dark Angels Green and highlighted with Bad Moon Yellow.

The model was then based by gluing sand to the base with PVA. This was then painted with Bestial Brown and drybrushed with Bubonic Brown. It was given a final drybrush with Bleached Bone and lastly clumps of modelling foliage were applied.



## WARLOCK ENGINEER

Painted by  
Kirsten Mickleburgh



### PAINTING THE MODEL

The skin was painted with a basecoat of Bestial Brown. Elf Flesh was then added to this in equal quantities for the first



highlight stage, adding small amounts of Elf Flesh for each successive stage.



A basecoat of Scab Red was used to paint the Warlock's robes. This was highlighted with Red Gore followed by Red Gore with a small amount of Skull White mixed in. The whole robe was then given a wash with thinned Red Ink.



The Warlock's fur was painted with a basecoat mix of equal parts Codex Grey and Bestial Brown. Small

amounts of Fortress Grey were added to the mix for each successive highlight stage.

### FINE DETAIL

The silver sections were painted with a basecoat of Boltgun Metal. This was

highlighted with Chainmail. These areas were then given a thinned wash with Brown Ink followed by a second wash with thinned Green Ink.

To paint all of the gold sections on the model, a basecoat of Tin Bitz was



applied. This was then highlighted with Burnished Gold followed by an equal parts mix of Burnished Gold and Mithril Silver. To finish, the gold was then given a wash with thinned Brown Ink.



The wooden staff was painted with a basecoat of Scorched Brown. Small amounts of Skull White were then added to this for the highlight stages.



The cable running up to the Warlock's weapon was painted with a basecoat of Boltgun Metal and highlighted with Mithril Silver.



To paint the lenses, a basecoat of Scab Red was first highlighted with Red Gore followed by Blood Red and a final highlight of Fiery Orange.

### FINISHING TOUCHES

An equal parts mix of Bestial Brown and Codex Grey with a touch of Skull White was used as the basecoat for the



bandages. These were highlighted by adding more Skull White to the mix before giving them a thinned wash of Chestnut Ink.

The tail flag was painted with Skull White and then given a thinned Chestnut Ink wash. After this a thinned Green Ink wash was applied before a few splashes of Red Gore were painted on.




### PAINTING WARPSTONE

This model, and many others in the Skaven range, features warpstone. There is a simple but effective method to paint this. Starting with a basecoat of Dark Angels Green, the warpstone is highlighted with Snot Green. Scorpion



Green can then be painted on in patches as the final highlight. The warpstone can then be given a coat of gloss varnish to create a glassy effect.



# WARHAMMER




## Warhammer Starter Set

£50

The game of fantasy battles, Warhammer is set in a fantasy world where you control a mighty army to crush your foes. Knights in shining armour crash into regiments of bloodthirsty warriors, while archers darken the sky with arrows. Powerful war machines belch forth death with earsplitting fury, while heroes on fantastic monsters sweep into combat, turning the tide of battle.

- This boxed set contains:
- A 288-page rulebook
  - 38 Empire Soldiers
  - 1 Empire Cannon
  - 1 Empire General
  - 1 Orc Warboss
  - 35 Orc Warriors
  - 1 Orc Boar Chariot
  - 1 ruined building
  - 3 weapon templates
  - 8 assorted dice
  - 2 range rulers



## Warhammer Rulebook

£25

This 288-page rulebook contains all the rules you need to create exciting fantasy battles in the Warhammer world. In addition to the core rules of the game, the rulebook includes advanced rules for deadly war machines and powerful characters. The section on magic provides powerful spells to crush your enemies and enhance your own troops, turning the tide of battle at critical moments. The rulebook also includes background for all the races, a 32 page introduction to the hobby, scenarios and supplemental rules. In all, the Warhammer rulebook is an essential purchase for anyone interested in Warhammer.



## Warhammer Armies Books

£10 each

The Warhammer Armies books each contain the background, rules, army lists, painting guides, magic items and special characters for one race in the Warhammer world. They are an essential tool for starting an army, and an inexhaustible guide for further army building, painting and modelling.



**Clan Moulder are the masters of mutation, using warpstone to enhance, change and build living creatures with unbelievable destructive potential. The models on this page can all accompany Throt the Unclean in a Clan Moulder army, as well as being available to a standard Skaven Warlord Clan army.**



**Skaven Warriors Regiment  
£15 boxed set**

Clanrat warriors form the bulk of every Skaven army. On their own, they are not exceptional fighters, lacking discipline and determination, but in large groups they are fearsome opponents. This boxed set contains twenty Skaven warriors, which can be armed with either hand weapons or spears. Also included are special parts to build a Champion, a Standard Bearer, and a Musician.

**Skaven Night Runners Regiment  
£15 boxed set**

Night Runners scuttle ahead of the main Skaven army, picking off poorly defended units and war machines. These units of fast skirmishers are notorious for the low survivability of their troops. This is the Eshin way, to ensure that only the worthy make it into the ranks of the Gutter Runners. This boxed set contains twenty Skaven Night Runners, which can be armed with a variety of weapons.



**Skaven Giant Rats      £7 blister pack**

Mutated beyond their normal size by Clan Moulder, Giant Rats swarm over the enemy and can bring down creatures several times their own size. Each blister pack contains one Packmaster and six Giant Rats.



**Skaven Rat Ogres      £10 blister pack**

Lumbering towards the enemy, goaded by the whips of the Packmasters, these beasts are some of the most powerful shock troops in the Warhammer world. The twisted results of Clan Moulder's foul warpstone fuelled experiments, these huge mutated monstrosities are almost unstoppable in close combat. Each blister pack contains one Rat Ogre model and one Packmaster model.

**AVAILABLE FROM YOUR LOCAL GAMES WORKSHOP STORE, INDEPENDENT STOCKIST,  
GAMES WORKSHOP MAIL ORDER (0115 91 40000) OR [www.games-workshop.com](http://www.games-workshop.com)**

Phil Kelly is part of our Warhammer 40,000 Games Development team but also a long-time Skaven player. You may remember his victories in the Dark Shadows campaign in WD260-62...

# THE RAT RACE

## *Collecting a Skaven army*

I fondly remember the day when I was staring blankly at a computer screen, trying vainly to decide upon the army I wanted to collect for Warhammer. After a period of agonising doubt, a warpstone-

powered light bulb pinged above my head and I've been a loyal Skaven player ever since. It's a bit of a commitment because of the sheer number of models involved in a 'horde' army, but if you

tackle it a few units at a time it's easy enough, and over the years I've enjoyed using the Skaven so much my enthusiasm hasn't dulled one jot.



*Grey Seer Finkel's verminborde*

Over the next few pages I'll talk through how best to go about collecting the ratmen and touch upon some nifty ways to develop them as your army grows.

### ON YOUR MARKS...

Well, a quick skim through the Skaven Armies book will reveal that Clanrats are the mainstay of the Skaven army. When starting an army from scratch it's always worth starting by collecting the essentials of your army so you can get to gaming straight away.

First of all I suggest you invest in the Skaven Clanrats regiment box as it is compulsory to have at least one Clanrat

unit in the army. It doesn't really matter whether you give them spears or hand weapon and shield, as both have their uses. When I started out I assembled some with spears and some with swords and shields; if I had decided the unit was armed with spears I would put those models at the front, and vice versa. Due to the rag-tag nature of a Skaven regiment this won't spoil the look of the unit and allows you greater versatility. This is a great way of making your initial purchases more flexible but at a later date you'll want to add another box of Clanrats and divide the unit into two: one with spears and one hand weapons.

Once you have settled on a colour scheme (I do four or five test models first; they won't be wasted as I include them as captives in a Clanrat Slaves unit), assemble and paint all twenty. I find this easier to do in batches of five or ten, and it's worth spending a little more time on the champion, musician and standard bearer as they will always go at the front, and should stand out a little from the rank and file.

After painting a full regiment you'll probably fancy a break, so pick up a character model and paint it up so he can lead your fledgling force. A Chieftain or Warlock Engineer is a good place to



start. I for one think the new Warlock Engineer models are fantastic, and they are great fun to play on the battlefield.

## CHEAP AND VERY, VERY NASTY

Well, as all Warhammer players know, there's no cheaper way to buy a unit than the Regiment sets. The great thing about the Clanrat Regiment set, being plastic, is that with a careful choice of parts and paint scheme, they can be used as Slaves. If you can afford it, buy two more boxed sets; divide all the unarmoured Skaven pieces into one unit to use as Slaves, while all the armoured Skaven bolster the Clanrat regiment you already have. It's a major undertaking to paint up all these warriors, but

ultimately worth it in the end as they'll really add extra bulk to your force.

If you're on a tight budget, there is another Skaven plastic boxed set out there that can, at a pinch, be used to stand in for no less than three different troop types. The Night Runners boxed set contains no less than twenty skirmishing ratmen. This box allows an amazing degree of scope for putting together some really individual models, bristling with a variety of weapons.

These are great fun to put together – you can really go to town with conversions and dynamic poses if you fancy a change from rank and file. Not only that, but once they are done, you can use them as Night Runners as intended, but if you're just starting out

you can also use them as Gutter Runners and even Gutter Runner Tunnel Teams.

As you have so many, it's quite feasible to split them so you have ten Night Runners and ten Gutter Runners; two units from just one boxed set. Make sure they are distinguished from each other somehow, either with a slightly different paint job or by giving one group a second hand weapon each.

Of course that's not to forget the mean-looking metal miniatures ideal for a dedicated Gutter Runners team; believe me, they can cause serious havoc on the battlefield and their weapon options mean you'll be experimenting with different combinations for a long time to come.

## REGIMENT BASES

Assembling and painting an army, including over fifty Clanrats, is a daunting experience. I find that after the first 28 or so I begin to feel a little funny in the head. As a result I took to assembling small vignettes on regiment bases, customising the four Skaven that fit on the base so they look as though they are reacting to something, or even each other. This can be as simple as all

four pointing their spears at the enemy or, with a little conversion work, as complex as receiving missile fire.

It also helps to break up the unit a great deal; Skaven are never the most disciplined of soldiers and look better as a mass of furry bodies rather than lines of perfectly regimented troops. This technique is great for alleviating

the painting of large units in any army. For instance, one of my old gaming friends has a unit of 63 Night Goblins, and the ones at the back are poking each other with spears, larking about and playing football with human heads. Take it from me, that's far more fun to paint even though it will take longer to model and paint your army...



◀ *These four Clanrats have come under fire. A couple have been quick enough to raise their shields but the focus is on the unlucky Skaven that has caught an arrow in the chest. The arrows are from the Skeleton frame.*

▶ *This was quite a complex one. These Skaven were originally from my Clanrat Slaves unit but have made it into the ranks of the Clanrats, sores and all. I used bits and pieces from the Zombie sprue to help articulate wasted limbs and gnarled hands.*



◀ *This conversion was a little more light-hearted, with the Slave on the left totally oblivious to the fact his 'comrade' is about to cut off his tail. Needless to say, the two on the right find this highly amusing!*



*Phil uses his Rat Swarms to protect the Skaven battle line's vulnerable flank and rear.*

## LETTING RIP!

Once the plastics (and therefore the bulk of your army) are done, you'll probably be ready to paint up something a little more unusual. The perfect complement to a nice big unit of Clanrats is the infamous Warfire Thrower, or even the new and highly entertaining Ratling Gun, which comes in a little cheaper and is more reliable. This devastating Clan Skryre weapon is capable of causing untold damage, potentially throwing out over 20 Strength 4 shots with a -2 save modifier, even as a stand & shoot reaction. Imagine what that would do to a unit that thought it had a rank bonus when it declared the charge! However, it can potentially blow up catastrophically (typical Skaven engineering!). The trick is not to get greedy when rolling the dice to see how many shots it will fire – something I have real problems with. The image of a madly grinning Skaven ignoring the rising whine from his lethal

contraption as he grinds its winch faster and faster is just too amusing...

If, like me, your reaction to seeing the new Warp Lightning Cannon for the first time was one of extreme joy, you'll be wanting to find a place for this lethal contraption in your army. They make great centrepieces for a small army, and are perfect for dealing with huge and nasty units/monsters threatening your force and, in particular, enemy characters wandering about on their own. By this time, you'll probably fancy painting up a Rare unit anyway, and it will fill a niche that will be painfully evident when your enemy's untouched centrepiece lines up for a charge. But perhaps the best reason to buy one is because they are a lot of fun!

## REASSURINGLY EXPENSIVE

By now you should have painted a bucketful of rank and file ratmen who,

due to their gloriously cheap points cost, come in at an average of about four or five points each. Unlike someone who plays High Elves and has a 1,000 points army together after painting thirty models, the inexpensive nature of the Skaven means that you outnumber the pointy-ears three to one and get their nice white robes filthy with blood.

By this point you could have around 800 points of Skaven, played a couple of small skirmishes, and will probably be raring for a couple of larger scale games. There are a couple of quick and easy ways to achieve this.

Unlike the majority of Skaven troops, Rat Swarms are both quick to paint and worth plenty of points. On the painting side of things, it took me around an hour to paint up four bases of Plague Rats, weighing in at 260 points. On the gaming side of things, I then had a unit that can always move/charge 12" in any direction even through difficult terrain;

The warpstone-altered beasts of Clan Moulder storm forward into the Empire battle line.



they can dish out 20 attacks on their front line, and wound automatically on a 6 to hit due to having poisoned attacks. More importantly though, they are the exception to the normal Skaven units in that they are totally reliable; Rat Swarms are unbreakable and therefore will never run. They can buy you time to align a flank attack, protect your own vulnerable flanks, tie up cavalry, don't panic your troops when they die, and can even take down large monsters with relative ease.

Another good way to bolster your force pointwise is to add a handful of characters. For an army under 2,000 points you are allowed three characters, one of which you will hopefully have chosen already. An Assassin or a Plague Priest bolsters the fighting potential of a unit no end, and can really tip the balance when backed up by large numbers of fellow Skaven.

I personally never go into battle without a Chieftain who has been upgraded to

Battle Standard Bearer, as the re-roll on Break tests is invaluable. If you are facing an enemy with lots of missile fire, it is definitely worth taking a Storm Banner to nullify enemy fire until you are ready to charge in. If not, the Sacred Standard of the Horned Rat is exceptionally useful, as it makes the unit carrying it cause *fear*. A good tactic is to put this character in a really big unit, along with an Assassin to pop out at the last moment, so that if you beat the enemy unit in combat they are outnumbered by a fear-causing enemy and flee automatically.

## TO THEME OR NOT TO THEME?

Now comes the big decision. You've got a bit of everything so far, but it really is time to decide whether your army represents the forces of a particular Greater Clan, or whether it will be a normal Skaven army. Themed armies don't have to follow the Greater Clan

appendices in the back of the book; they can just feature a predominance of one clan's troops. To do this, however, you will need to take two units of Clanrats because of the mainstay rule (to have two units of the same type, you must have two units of Clanrats, and so on). As a result you'll need to paint up the rest of your plastic Clanrats and split them into two smaller units.

If you go down this route then the choices from now on are pretty straightforward. For example, suppose you tend toward the hideous, rotting scions of Clan Pestilens. On top of the troops you already have, you will need to take two big units of Plague Monks, at least six Plague Censer Bearers and of course a Plague Priest. This will fill up your slots nicely and easily take your army to around the 1,500 points mark. When I was at this stage, after the conversion of one particularly large and nasty-looking Rat Ogre, I decided Clan Moulder was the way forward. I now



have eight of these monstrosities and two large units of Giant Rats that make great flanking forces. This sort of project can really breathe life into your enthusiasm for the army.

If the agony of choice is too much for you, or you just don't want to specialise, go ahead and collect a Skaven force with a little of everything. I would recommend this approach for those who have just started out, as you can always tailor the army to a Greater Clan later on.

### THE HOME STRETCH

Well, I'm glad to say that once you have reached this stage you probably have the measure of the Skaven army and can go for some of the most interesting and exciting troops available to you. On the whole, this means you don't have to paint any more large units, although if you're feeling zealous you may want to buy another Clanrats boxed set and make sure those units you already have are of a truly daunting size.

With a good few units of rank and file behind you, you can now feel perfectly justified in going to town. Stormvermin are a great anchor unit in that they can be accompanied by a Weapon Team and also carry a magic banner to bolster their already considerable combat prowess. Gutter Runners I have covered already; great troops for disrupting the enemy line and perfect for well-timed rear charges. Jezzails are excellent against forces with lots of armoured knights, and excel at taking down monsters. But the two units that pack the hardest punch in the whole Skaven army are the Plague Monks and Rat Ogres, and I wholeheartedly recommend taking one or the other to any battle – preferably both.

Plague Monks are comparatively cheap and will shrug off missile fire due to their frenzy. The models are armed with additional hand weapons; an excellent upgrade that means even the rank and file have three attacks. When equipped

with the Banner of Burning Hatred these guys become really, really nasty (the banner causes the unit to *bate* all enemies regardless of immunity to Psychology!). Assuming you can keep them in check with a small unit in front of them until the time is right, they will hit home in a hurricane of blows that'll tear lightly armoured troops apart. Backed up by a Plague Priest, this unit is devastating. The thought of several units of these in a pure Clan Pestilens army is really tempting...

Rat Ogres are best when used in units of four. There is very little point in buying more than that per pack as they cannot benefit from rank bonus and, provided you keep them within 12" of your General to compensate for their poor Leadership or accompany them with a Master Moulder, they will really do you proud. Make sure these units get into combat relatively intact, and they'll make a mess of the opposition.

### LEADER OF THE PACK

At this stage, you will be edging toward the 2,000 points mark with a couple of hundred points to spare – these points should be reserved for a Lord, the General of your army.

It's a bit of a dilemma as to whether to take a Grey Seer or a Warlord. Grey Seers are far more expensive and have a lower Leadership, meaning the forces you have will run more often. However, the spells they throw around the battlefield with wanton abandon will totally revitalise your army and decimate your opponent's. Personally, I have never played a large-scale battle without one – I just enjoy using magic far too much!

Warlords are great in that they are very capable fighters, something of a rarity for Skaven, and backed up by some of the truly scary magical items in the Skaven arsenal they will even give Vampire Counts and Dwarf Lords a run for their money. As mentioned before, they have the highest Leadership value in the Skaven army (a paltry 7). This means that your units within 12" with full rank bonus will benefit from Leadership 10, and you can't say fairer than that.

Once you have crossed that mythical border of 2,000+ points, a whole gamut of new possibilities opens up, with new Special and Rare choices available, the chance to take more characters, and so on. Assembling an army this large is a very rewarding process, especially with so many unusual and funky units to tinker with...




# WELCOME TO

## FARSEER

by William King

A Rogue Trader is plunged into the mysteries of the Eldar race and its timeless struggle with the immortal dark gods in this first novel of the Eldar trilogy by *Space Wolf* author, William King.

Coming Soon • £5.99



More great  
Warhammer  
40,000 action  
from William King!  
£5.99 each



## BEASTS IN VELVET

by Jack Yeovil

The Beast stalks the streets of Altdorf in this classic Warhammer adventure by award-winning horror author Kim Newman (writing as Jack Yeovil).

Coming Soon • £5.99



More dark  
Warhammer fantasy  
from Jack Yeovil!  
£5.99 each

Available from all better bookshops, hobby shops  
& Games Workshop stores



# THE BLACK LIBRARY

## WARHAMMER MONTHLY 55

In this issue of the all-action monthly:

Darkblade – the climactic finale to Throne of Blood! Titan – the birthing-pit of Vector 77! Bloodquest – two Blood Angels alone in the midst of galactic war! And more from the Underhive's debonair desperado – Kal Jerico!


Coming Soon • £2.50



## Tales from the TEN-TAILED CAT

Adventures, stories and fables, collected from the Tales of the Ten-Tailed Cat into this Warhammer graphic novel, including work by Gordon 'Bloodquest' Rennie, Dan 'Gaunt's Ghosts' Abnett and Karl 'Kal Jerico' Kopinski.

Coming Soon • £7.50



Order direct on 0115 91 40000  
Online store at: [www.blacklibrary.co.uk/store](http://www.blacklibrary.co.uk/store)



COMING SOON

The exploits of Commissar Gaunt and the Tanith First & Only have blazed a trail across Games Workshop's range of novels. Dan Abnett raises the stakes in their tumultuous fifth novel 'The Guns of Tanith' available in all good bookstores.

# THE GUNS OF TANITH!

AN EXTRACT FROM THE LATEST GAUNT'S GHOSTS NOVEL

In a side hall off the main access to the secondary dome, gunsmoke drifting in the cool air, Trooper Wersun was loading his last clip.

'Last chance box?' asked Gaunt, moving up next to him. Wersun reacted in surprise.

'Yes, sir. Last clip, sir.'

'Use it sparingly.' Gaunt huddled down next to him and slid a fresh sickle pattern magazine for his own bolt pistol out of his ammo web. He'd sheathed his power sword for the moment. Gaunt's blood was up. This should have been easier. The Blood Pact were damned heavy. He'd been through a fight in the outer hatches that had been as hard and nasty as anything in his notable career.

'Caober?'

'Sir,' replied the Tanith scout, huddled up against a fallen pile of ceiling girders.

'Anything?'

'No, sir. Not a fething sign. Where did they go?'

Gaunt sat back against a block of bullet-chipped masonry. Where indeed? He was overheating in the gas hood now, and sweat was dribbling down his spine.

Beltayn, his vox-man, was nearby. Gaunt waved him over.

'Plug me in.'

Beltayn wound a small cable from his heavy, high-gain vox-caster and pushed the jack into a socket on the side of Gaunt's hood. Gaunt's headset microbead now had the added power of Beltayn's unit.

'One, two? Colm? Tell me you see bad guys.'

'Two. Not so much as a murmur, boss,' Colonel Corbec replied over the link. His force was advancing slowly down the access halls parallel to Gaunt's.

'Keep me advised. One, three?'

'Three,' responded Rawne.

'Any good news where you are?'

'Negative. We're at the mouth of an access tunnel. Five zero five on your map. Where did they go?'

'I'm open to offers. Out. Nine? Six? Twelve?'

Kolea, Varl and Obel responded almost simultaneously.

'We've still got contact here, sir!' Varl said urgently. 'We— feth!'

'Six? Six, this is one?'



'Six, one! Sorry. It's hot here. Got us a firefight in an antechamber, heavy fire, heavy cover.'

'One, six, report position. Six?'

'Twelve, one,' Obel cut in. 'Varl's under fire. Kolea's boys are moving in support. We're through to access 588.'

Gaunt waved a hand and Beltayn passed him the chart slate. 588. Emperor bless Varl, Obel and Kolea. They were hard in, deeper than any Ghost unit. They were almost into the main habs inside the secondary dome. Excluding casualties, Gaunt had perhaps seventy-five men almost a kilometre inside the enemy city.

'Very well,' said Gaunt. 'They've set the pace. Let's close it up.'

The access tunnel gave out into what had once been an ordered little park. High overhead, in the girders of the dome roof, sun lamps and environment processors hung in bolted cages, but they had long since been deactivated and the

trimmed fruit trees and arbours had died. Leaf litter, grey and dry, covered the mosaic paths and the areas of dead grass. Brittle-branched, grey-trunked trees filled the beds, grim as gravestones.

Rawne moved his squad out into the park, using the trees as cover. Feygor swung to the left at the head of a fireteam ready to lay down protective fire on the main force. Leyr, the platoon's scout, edged forward. The air was cold and dry.

Tona Criid, on the right hand edge of the formation, suddenly started and turned, her weapon rising. 'Movement, four o'clock,' she whispered briefly into her microbead.

Rawne held his hand out, palm down, and everyone dropped low. Then he pointed to Criid, Caffran and Wheln, circled his hand and pointed ahead with a trident of three fingers. The three troopers rose and ran forward, fanning out, keeping their heads low. Criid dropped behind a rusty bench, and Caffran tucked

down behind the plinth of a stone centaur whose rearing forelimbs had been shot off. Wheln got in behind a brake of dead trees set in gravel.

Rawne glanced to his left and saw Neskon crawling forward with the hose of his flamer ready. Leclan was covering him. To Rawne's right, Banda had her long-las resting on the elbow of a low branch.

'Movement!' Wheln hissed over the vox.

Rawne saw them for a brief moment. Four, maybe five, enemy troopers dressed in muddy red fatigues, moving hurriedly down the walkway on the far right hand edge of the park.

Wheln's las-rifle cracked, and Caffran and Criid quickly opened up too. One of the figures spluttered and dropped and las shots splintered against the wall of the park. Two of the others turned and started to fire into the park. Rawne saw their iron-masked faces, sneering above the flashing muzzles of their weapons. A flurry of fire whipped back and forth through the park edge now. There must have been more than five of them, Rawne decided. He couldn't see. He ran forward, dodging between tree trunks. A sapling just behind him ruptured at head height and swished back and forth from the recoil like a metronome arm.

'Seven one, three!'

'Seven one, sir!' Caffran responded. Gunfire echoed and distorted in the background. 'I count eight. Five in the bushes at my ten, three back in the doorway. We've splashed another four.'

'I can't eyeball! Call it!' Rawne ordered.

From behind the statue's plinth, Caffran glanced around. Whatever faults you could lay at Major Rawne's door – and heartlessness, lack of humour, deceit and cruelty would be amongst them – he was a damn fine troop leader. Here, with no view of his own, he was devolving command to Caffran without hesitation, allowing the young private to order the deployment.

'Wheln! Criid! Tight and right. Hit the door. Leclan! Osket! Melwid! Concentrate on those bushes! Neskon, up and forward!'

There was a crackle of barely verbal acknowledgements. The las-fire coming out of the park's tree-line into the path-edge bushes increased in intensity. Caffran got off a few more shots, but

something heavy like a stubber was bracketing his position, chipping shards of stone off the plinth and gouging divots out of the dead grass.

'Banda! See the panels on the end wall?'

'Got 'em, Caff.'

'Fifth one in from the left, middle rivet. Aim on that, but drop the shot about five metres.'

'Uh huh...'

There was another sharp whine-crack and part of the straggled bushes blew apart as the hot-shot went through it. The stub fire ceased. Criid fired from behind the bench until a trio of close shots splintered the seat-back. She got down onto her belly in time to see two of the enemy running from the doorway towards another clump of bushes near the end of the path. She flicked her toggle to full-auto and raked them from her prone position. One of them dropped a stick grenade he had been about to toss, and the blast threw fine grit and dry clumps of dirt into the park.

Rawne had moved in close now, into the stands of dead trees by the edge of the fighting. Leyr was nearby. With a coughing rush, flames spewed out across the line of bushes as Neskon finally got range. Rawne heard harsh, short screams and the firecracker blitz of ammunition cooking-off.

'Breakers!' Leyr shouted.

Rawne turned and caught a glimpse of two figures sprinting from the path into the trees, moving past them into the park. He jumped up and ran, leaping fallen boughs and kicking up stones and dead leaves.

'Left! Left!' he shouted to Leyr.

Rawne came round the side of a particularly large tree and slammed into the Blood Pact trooper who had been dodging the other way. They went sprawling. Swearing, the major grappled with the man. The enemy trooper was big and damned strong. His arms and body seemed unnaturally hard, as if packed with augmetic systems. His big, filthy hands were bare and showed the scar-tissue of deep, old wounds across the palms, presumably made during his ritual pledge of allegiance to his foul commanders.

The brute fought back, kicking Rawne hard. They rolled in the dirt. Rawne's

weapon, clamped between them, fired wildly. All Rawne could see was the front of the foe's tunic: old, frayed, stained a dull red the colour of dried blood. Rawne got an arm free and threw a short but brutal punch at his chest that lurched the growling brute off him. For a moment, he saw the man's battered iron mask, fashioned in the shape of a hook-nosed, leering face, hinged in place under a worn bowl helmet covered in flaking crimson paint and finger-daubed runes of obscenity.

Then the Blood Pact trooper head-butted him in the face. Rawne heard a crack, and felt the stunning impact and a stab of white-hot pain in his left eye. He reeled away. The hooked nose of the iron grotesque had punched in through the left lens of Rawne's gas hood like a blunt hatchet, breaking the plastic and digging deep. His head was swimming. He couldn't see out of his left eye and he could feel blood running down inside his hood. Raging, Rawne threw a hooking punch that hit the enemy in the side of the neck. His assailant fell sideways, choking. Rawne drew his silver Tanith knife, grabbed the man around the left elbow to yank his arm up against the side of his head, and stabbed the blade up to the hilt in the man's armpit. The heretic soldier went into violent spasms. Rawne rolled back onto his knees.

Leyr came out of the bushes nearby. 'The other one's dead. Ran straight into Feygor. I – Feth! Medic!'

Leclan was the platoon's corpsman, one of the troopers trained in the rudiments of field aid by Dorden and Curth. As soon as he saw Rawne, he checked the brass air-tester sewn into the side of his kit.

'Air's stale but clean. Get that hood off.'


Leyr pulled Rawne's gas hood off and Leclan took a look at the face wound.

'Feth!' Leyr murmured.

'Shut up. Go and do something useful,' Rawne told him. 'How is it?'

'Looks a right mess, sir, but I think it's superficial.' Leclan took out some tweezers and started removing slivers of lens plastic from Rawne's face. 'You've got blood in your eye from the cuts, and your eyelid is torn. Hang on, this'll smart.'

Leclan sprayed counterseptic from a puffer bottle and then taped a gauze pad over Rawne's eye.




## FIRST & ONLY

After the destruction of their home world of Tanith, Gaunt's Ghosts are at the front line of the murderous crusade to recapture the Sabbat Worlds.

## GHOSTMAKER

The Crusade continues as each hard-fought battle brings both victory and death for Commissar Gaunt and his men.



'I haven't lost the eye, then.'

'No, sir. But Dorden needs to look at it.'

Rawne got up. He went over to the corpse and pulled out his knife, twisting the grip to break the suction and free the blade. Feygor was moving the platoon up. The fight on the path was over.

'We got them all,' Caffran reported.

'Any casualties?'

'Only you,' said Feygor.

Rawne walked down to the path. Criid, Wheln, Neskon and Melwid were examining the bodies.

'Made a mess of this,' said Neskon, indicating the charred bush and the three blackened corpses behind it. 'I think they were carrying something.' Rawne knelt down and took a look, ignoring the reek of promethium and the stink of seared meat. It was some kind of equipment box, scorched with soot and burned out. Rawne could see melted cables and broken valves inside.

'Sir,' said Feygor quietly. The platoon had tensed at movement from the south door, but it was more Ghosts. Captain Daur's squad, supported by Corporal Meryn's which had brought Commissar Hark along with it.

'This park area's secure,' Rawne told them. Hark nodded.

'Does that hurt?' asked Daur.

'You ask some damn fool questions sometimes, Verghast,' Rawne snapped, though he knew full well that the young, handsome captain was exercising his trademark ironic wit.

'Your men are unhooded,' observed Hark, holstering his plasma pistol.

'A necessity with me. But the air's clean.'

Hark almost ripped his own hood off.

'Damn-well glad to get rid of that,' he said, trying to hand-comb his thick, dark hair before putting his cap on.

'Come and take a look at this' said Rawne. 'I could use a—'

'Good eye?' Daur finished for him. Rawne heard Banda and Criid snigger.

'Get the men to unhood, captain, if you please,' Hark told Daur. He nodded and walked away, smiling.

'Insufferable dog,' Rawne growled as he walked the commissar over to the path.

'In the God-Emperor's illustrious



brotherhood of warriors, we are all kindred, major,' returned Hark smoothly.

Rawne liked Hark, probably about as much as he disliked Daur. Daur, good-looking, popular, efficient, had entered the regiment's upper command like a virus, dumped there on an equal footing to Rawne himself thanks to Gaunt's generous efforts to integrate the Verghastites. Hark, on the other hand, had come in against Gaunt's will; indeed his original task had been to turn Gaunt out of rank. Everyone had hated him at first. But he'd proved himself in combat and also proved himself remarkably loyal to the spirit of the Tanith First. Rawne had been pleased when Gaunt had invited Hark to stay on as regimental commissar in support of Gaunt's own split role. Rawne welcomed Hark's presence in the Ghosts because he was a hard man, but a fair one. He respected him because they'd risked their lives for each other in the final battle for the Shrinehold on

Hagia. And he liked him because he was a thorn in Gaunt's side.

The commissar crouched down and looked at the half-melted box.

'They were moving it through the park. That way,' Rawne said, indicating the direction his troops had been advancing in. 'Must have been important because they were breaking cover to shift it.'


Hark drew his blade. It was a standard issue, broad-bladed dress dagger, a pugio with a gold double-headed eagle crest. He was the only man in the regiment who didn't have a silver Tanith warknife. He picked at the edge of the box-seal with the blade's tip.

'Vox set?'

'Don't think so, sir,' said Rerval, Rawne's vox-officer.

'It's a generator cell for a void shield.'

They looked around. Daur had rejoined them.



## NECROPOLIS

On the world of Verghast, the Ghosts must defend a shattered hive-city against the vile hordes of Chaos.

## HONOUR GUARD

The Shrineworld of Hagia, sacred resting place of St. Sabbat herself, proves a deadly battleground for the Tanith First & Only.



'Are you sure, captain?' asked Hark dubiously.

Daur nodded. 'I was a garrison officer on the Hass West Fort, sir. Part of my daily duty was to test start the voids on the battery nests.'

'So what were they doing w—'

'Sir!' Caffran called down the pathway. He was with Feygor's fireteam at the end hatch.

They hurried down to join him. Meryn and Daur deployed their troops out across the park to cover all the access points. The hatch was open and its arch was dim. Beyond it, Rawne could see a corridor with a grilled floor leading deeper into the dome structure.

'Cables, there, inside the jamb,' said Feygor, pointing out what they'd all missed. Feygor had notoriously sharp eyes. He had been able to spot a larisal at night at a hundred metres back home in the Great West Nals. And kill it with a dirty look.

'Booby trap,' Caffran said, speaking what they were all thinking. A quick vox check confirmed that all the accessways off the north side of the park showed similar signs of tampering.

'The door's rigged with a void shield,' Daur said. 'It's not active yet, but it's charged.'

'So they're intending to block our advance in this section with shields. We better get on in there and disable them,' Feygor said.

'Unless they're waiting for us to try,' said Daur.

'Might explain why they've fallen back so suddenly,' said Hark. 'Bringing us forward, luring us, so they can cut us off.'

'Or in two,' said Daur.

'What?' asked Rawne.

'You ever been standing in a void's field when it activated, major?'

'No.'

'It was a rhetorical question. The field edge would cut you in two.'

Rawne looked at Hark. 'I say we run it. Get as many through as we can.'

'So that those who get through can be cut down with nowhere to run because there's a void at their backs?' Daur asked sourly.

'You got a better idea, Verghast?'

Hark held up his hand. 'Enough. Let's talk to Gaunt.'

Free of that damnable gas-hood at last, Ibram Gaunt set his cap on his head, brim first. He glanced at his watch, took a sip of water from his flask, and looked down the hallway. Two storeys high, it was ornate with gilt and floral work, and the floor was a chequerboard of red and white poussin tiles. Crystal chandeliers hung every ten metres, blazing out twinkling yellow light that shone from the huge wall mirrors.

Gaunt glanced back. His platoon was arrayed down the length of the hall, using the architraves and pillars as cover. Wersun and Arcuda were guarding a side door into a section of staterooms that had already been swept. Cirenholm had been a rich place once, before Gaur's barbaric Blood Pact had overrun it. Here in the palatial halls of the secondary dome, the elegance lingered, melancholy and cold.

Caober reappeared, coming back down the hall, hugging the shadows. He dropped down next to Gaunt.

'Shield?'

Caober nodded. 'Looks like what Commissar Hark described. It's wired into the end doorway, and to the pair adjoining. There was a staircase, but I didn't fancy checking that without help.'

'Good work,' said Gaunt and took the mic Beltayn held out.

'One, four?'

'Four, one,' Mkolli replied. 'All exits north of 651 are wired for shields.'


'Understood. Stay where you are,' Gaunt looked at his chart, and ran a finger around a line that connected the sites his men had reported as covered by shields. They'd all found them, Corbec, Burone, Bray, Soric. Sergeant Theiss's squad had actually passed one, and then fallen back rapidly once Gaunt had alerted them. Only the spearhead formed by Obel, Kolea and Varl had gone beyond, too far beyond to call back now.

'What are they up to, d'you think, sir?' asked Beltayn. 'Something's awry.'

'Yes it is, Beltayn,' Gaunt smiled at the vox-officer's use of his favourite understatement. He looked at the chart again. His company – with the exception of the spearhead – had penetrated about two-thirds of a kilometre into the dome and had all come up against prepared shield emplacements, no matter what level they were on. Soric's mob were six levels lower thanks to a firefight and the chance discovery of a cargo lift. It was as if the enemy had given up the outer rim of the dome to lure them in against this trap. But what kind of trap? Was it meant to stop them dead? Cut their force in half? Pull them on and trap them without hope of retreat?

Gaunt took the mic again. 'Get me high command.'

The Guns of Tanith is available now from all better bookshops and Games Workshop stores.



## MEET DAN ABNETT!



The infamous author will be at Black Library Day, Sunday 26th May Warhammer World, Nottingham.

- Get your copy of *The Guns of Tanith* signed by Dan on the day.
- Your first chance to buy *Hereticus*, the last part of the awesome Eisenhorn trilogy.
- Meet your favourite Black Library writers and authors.
- Awesome new pre-releases and special purchases.
- Join the Guard and fight in a hall-full of themed tabletop battles, and much, much more!

For the latest details see the Black Library website at:  
[www.blacklibrary.co.uk](http://www.blacklibrary.co.uk)

Order your ticket now on:  
**(0115) 916 8177**

BLACK LIBRARY DAY  
26.5.02

As you can see by the smile on his face, Warhammer 40,000 overfiend Andy Chambers is particularly pleased with this month's Chapter



Approved. Written by Phil Kelly, it gives the rules for using the Tanith First-and-Only, otherwise known as 'Gaunt's Ghosts.'

# CHAPTER APPROVED

BY ANDY CHAMBERS

Greetings citizens, and welcome to this month's Chapter Approved. It has come to the attention of many notable Imperial historians that the actions of the Tanith 1st, frequently referred to as Gaunt's Ghosts after their illustrious leader Colonel-Commissar Gaunt, bear closer examination. Our scribes have accumulated quite a repository of knowledge concerning this Imperial Guard regiment and their unusual, some say dishonourable, combat doctrine. Read on...

## GAUNT'S GHOSTS IN WARHAMMER 40,000 by Phil Kelly

As any Imperial Guard fan will tell you, Dan Abnett's Gaunt's Ghosts novels detail some of the most exciting and visceral actions of an Imperial Guard regiment in the history of the Imperium. Recently boosted by the eagerly-awaited *The Guns of Tanith*, the Gaunt's Ghosts books are among the Black Library's finest publications. When the forest world of Tanith fell to a surprise attack by the vanguard of a Chaos fleet, the troops mustered there were in no state to repel them. The forces from the planet, intended to fight in the Sabbat Worlds crusade, were barely founded when a storm of destruction rained down upon their peaceful, arboreal world. Commissar Gaunt, entrusted with

the command of the emergent Tanith regiments, was forced to make a decision that shaped his own destiny and that of the surviving troops. Evacuating as many of the soldiers as he could during the Chaos attack, Gaunt robbed the Tanith of a chance to fight and die with their home world. Two whole regiments were lost. The remaining men, now alone and without a planet to call home, called themselves 'Ghosts'.

Since that point Commissar Gaunt has won the devotion and respect of the one surviving regiment, leading them through hellish theatres of war to glorious victory time and time again. However, there are some among the Tanith First-and-Only,

forever widowed from their home world and condemned to a life of conflict, whose resentment at Gaunt's decision still simmers despite the passing of years.

The Tanith troops, almost entirely comprised of light infantry, excel in stealth operations and commando raids. Their cameleoline camo-cloaks, in conjunction with the natural abilities of the Tanith soldier to blend in with the surrounding environment, mean they are extremely accomplished infiltrators. Expert marksmen, the lack of Tanith armoured support is more than made up for by their resourcefulness and skill, and when allied to other Imperial Guard regiments their skills can really come to the fore.



Gaunt's Ghosts advance, accompanied by elements of the 96th Catachan Rifles and the Ketzok 17th Armoured Regiment.

## TANITH 1ST SPECIAL RULES

Commissar Gaunt and the other special characters from the Gaunt's Ghosts boxed set form a Command Platoon and count as an HQ choice. This unit cannot be accompanied by any Heavy Weapons squads as would normally be the case with a Command Platoon, but you may bolster it with the optional characters detailed on the Games Workshop website.

You may add Tanith units to an existing Imperial Guard force. We recommend fielding Tanith 1st units alongside a more conventional Imperial Guard force, as the Tanith 1st is almost exclusively comprised of light infantry. After all, in the Gaunt's Ghosts series of books, it is very common for the Tanith troops to fight alongside another regiment capable of fielding armoured support and heavy troops (the 'Serpents' of the Ketzok 17th, the awesome tanks of General Grizmund's Narmerian Armour, or even the Ghosts' bitter rivals, the Volpone 50th 'Bluebloods').

If you wish, you can use Commissar Gaunt's unit as the Command Platoon for an army mostly or even entirely comprised of Tanith troops; it's possible the Tanith may have taken to the battlefield en masse (see Australian WD editor Dave Taylor's excellent all-Tanith army on the website accompanying this article), but be warned: an army entirely comprised of light infantry is likely to have a stiff fight on its hands.

**You may only take Tanith Infantry Platoons, Tanith Hardened Veterans or Tanith Snipers if you first take Commissar Gaunt and his Command Platoon as an HQ choice.**

You will need a copy of Codex Imperial Guard and Codex Catachans to use these rules.

At Corbec's gesture, they hurried forward in pairs, slipping their camo-cloaks down as shrouds around them, lasguns held loose and ready. The hybrid weave of the hooded cloaks blurred to match the dark grey mud of the ridgeway, and each man stooped to smear his cheeks and brow with wet mud before slipping over the earthwork.

Thoren watched the last one disappear and then span the trench macro-periscope around. He looked out, but of the sixty-plus men who had just passed his position, there was no sign.

'Where in the name of Solan did they go?' he breathed.



The Tanith 1st are famous for their considerable abilities in the field of reconnoitre and stealth. Due to the peculiar nature of the shifting nalwood forests they once called home, the Ghosts seem never to lose their sense of direction, and adapt to their environment with unparalleled skill. Deployed as light infantry, the Tanith excel at blending into their surroundings with their cameleoline cloaks, and are able to infiltrate enemy positions en masse or in daring commando raids.

All Tanith units benefit from the following special rules:

**Camo-cloak:** Tanith troops are characterised by the camo-cloak they wear, a thick and robust garment that is woven with cameleoline, a substance that takes on the appearance of its surroundings. In conjunction with the Tanith's formidable stealth abilities, these cloaks make their wearers very difficult to pick out when in cover. Any Tanith squad adds +1 to any cover saves they are allowed (eg, a 5+ cover save becomes a 4+ cover save). Tanith troops receive no cover save when in the open.

In addition, opponents roll 2D6 x 2 instead of 2D6 x 3 when attempting to spot Tanith troops in a Night Fight.

**Absolute Direction:** The men of Tanith have an almost supernatural sense of direction and orientation due to the shifting topography of the nalwood forests they once called home. To represent this, all Tanith units may re-roll any failed Reserve rolls.

If a Tanith unit is affected by a result on the Alaitoc Ranger Disruption table from Codex Craftworld Eldar, roll a dice – the result is ignored on the roll of a 4+.

**Tanith Knife:** The Tanith 1st carry a long, straight silver dagger that they use as a bayonet, knife or even a multi-purpose tool. Although this has no practical effect above and beyond a normal knife, this signature item is a symbol of the close-knit nature of

the Tanith force, and all who carry it are united in their cause. Any Tanith officer that may choose additional equipment from the Armoury (Lieutenants and Veteran Sergeants) counts as having a Trademark Item at no extra points cost.

**Infiltrate:** Due to their experience in the field of covert operations, all Tanith units, including Commissar Gaunt and his Command HQ, may infiltrate in missions that use the Infiltrate special rule.

### WHAT'S CHAPTER APPROVED ALL ABOUT?

Each month, Chapter Approved takes a look at the Warhammer 40,000 game and its rules, introducing new scenarios, weapons, rules and army list entries of all types, frequently stolen from Codexes in progress here at the Studio. It also acts as a forum for dedicated players of Warhammer 40,000 who have produced inspired, well thought out and just plain brilliant additions to the game (as reviewed and arbitrated by that well-known model of fairness and balance – me). If you've got something good for Chapter Approved then write to me at the address given here.

**Note:** Please don't include rules queries etc, with your letters, as the volume of mail means that in most cases I won't be able to send individual replies.

**Andy Chambers**  
(Chapter Approved),  
Games Workshop,  
Willow Road, Lenton,  
Nottingham,  
NG7 2WS, UK

## HEADQUARTERS

Commissar Gaunt and the other special characters from the Gaunt's Ghosts boxed set form a Command Platoon and count as an HQ choice – see later in this article.


## ELITES



Tanith soldiers are rightly respected for their marksmanship, and many are fully trained as master snipers. Able to operate independently of their squads if necessary, these Tanith troops stick unwaveringly to the doctrine of the sniper, and their often-customised lasrifles are kept in impeccable condition. Under the tuition of Master Sniper Larkin, small teams of snipers hone their abilities until they can change the course of a battle with a well-placed round.



The veteran squads of the Tanith are the original Ghosts, and all remember the day when they were evacuated from the Founding Fields without the chance to fight for their home world. Since that day they have carved out a reputation as some of the Imperial Guard's best ground troops, and their resourcefulness, coupled with their mastery of stealth and infiltration tactics, makes for a formidable foe in any battlefield forum.



### 0-2 TANITH MASTER SNIPERS ..... 20 POINTS PER MODEL

	Points	WS	BS	S	T	W	I	A	Ld	Sv
Sniper	20	3	4	3	3	1	3	1	7	5+

**Loners:** You may include up to three Tanith Master Snipers as a single Elites choice. They do not form units and can be set up separately.

**Wargear:** Long-las (counts as sniper rifle), camo cloak.

#### SPECIAL RULES

**Ambush:** In the right circumstances, Tanith Master Snipers have the ability to work their way into a forward position on the battlefield. To represent this they may set up using the Ambush special rules as described in Codex Catachans.

**Camouflage:** Tanith Snipers have a 3+ cover save that cannot be improved or reduced by any factors. This incorporates the effects of their camo-cloaks.

**Master Snipers:** Experienced Tanith Master Snipers constantly hone their ability to pick out the most vulnerable spot on their target with unerring accuracy. They may re-roll a failed to wound roll but must accept the second result.

**Disappear:** You may never move a Tanith Master Sniper model. During your Movement phase you may remove the model, representing the Master Sniper merging back into the shadows so he can fight another day. Once removed, a Master Sniper may not return to the battlefield but doesn't count as having been killed for Victory point purposes. Tanith Master Snipers can't claim table quarters or other objectives and don't have to be killed for an attacker to win Meat Grinder or Grand Assault.

### 0-2 TANITH HARDENED VETERANS SQUADS ..... 11 POINTS PER MODEL

	Points	WS	BS	S	T	W	I	A	Ld	Sv
Veteran Trooper	11	3	4	3	3	1	3	1	8	5+
Veteran Sergeant	22	3	4	3	3	1	3	2	8	5+
Veteran Officer	+45	4	4	3	3	3	4	3	9	5+

**Squad:** The squad consists of one Veteran Sergeant and between four and nine Veteran Troopers.

**Wargear:** The squad is equipped with lasguns, frag grenades and camo-cloaks.

**Options:** Up to two models may replace their lasgun with a long-las (counts as sniper rifle) at +5 pts each.

Up to three models may be armed with one of the following weapons each: a flamer at +6 pts; bolter at +2 pts; meltagun at +15 pts; plasma gun at +15 pts; tube charges (count as demolition charge) at +10 pts; grenade launcher at +15 pts.

Two of the Guardsmen may be formed into a weapons team armed with one of the following: heavy bolter at +12 pts; missile launcher at +18 pts; autocannon at +18 pts.

The squad may be equipped with Krak grenades for an additional cost of +2 pts per model. One model may carry a comm-link at +5 pts.

**Character:** The Sergeant is a Veteran and may be given additional equipment from the Armoury. Sergeants from Hardened Veteran squads may be given equipment normally only allowed to Officers.

**Veteran Officer:** The squad may include one Veteran Officer at an additional cost of +45 pts. He carries a lasgun, or a laspistol and close combat weapon, and may be given additional equipment from the Armoury.

**Tanith Hardened Veterans:** The squad has two Battle Honours, which will always be Steadfast and Guerrillas. For details see the Infantry Battle Honours table on page 163 of the Warhammer 40,000 rulebook.



# TROOPS

## TANITH INFANTRY PLATOON

### COMMAND SECTION ..... 40 POINTS

	Points	WS	BS	S	T	W	I	A	Ld	Sv
Guardsmen	-	3	3	3	3	1	3	1	7	5+
Lieutenant	40	3	3	3	3	1	3	2	8	5+
Veteran Sergeant	+10	3	3	3	3	1	3	2	8	5+

**Squad:** The Command Section consists of one Lieutenant and four Guardsmen.

**Wargear:** Camo-cloak, lasgun, frag grenades.

**Options:** Up to two models may be armed with one of the following each: flamer at +3 pts; meltagun at +8 pts; plasma gun at +8 pts; grenade launcher at +8 pts; long-las (counts as sniper rifle) at +5 pts. Two Guardsmen can form a weapons team with one of the following: heavy bolter at +10 pts; missile launcher at +15 pts; autocannon at +15 pts.

One model may be given a comm-link at +10 pts.

**Characters:** One Guardsman may be upgraded to a Veteran Sergeant for an additional +10 pts. The Lieutenant and the Veteran Sergeant may choose additional equipment from the Armoury.

### SPECIAL RULES

**Leadership:** Any Imperial Guard squad within 12" of a Command Section may use the Lieutenant's Leadership value for all Morale and Pinning tests.

### INFANTRY SQUAD (2-5 PER PLATOON) ..... 70 POINTS PER SQUAD

	Points	WS	BS	S	T	W	I	A	Ld	Sv
Guardsmen	-	3	3	3	3	1	3	1	7	5+
Led by Sergeant	70	3	3	3	3	1	3	1	7	5+
Led by Vet.S.	80	3	3	3	3	1	3	2	8	5+

**Squad:** The squad consists of one Sergeant and nine Imperial Guardsmen.

**Wargear:** Camo-cloak, lasguns, frag grenades. The Sergeant may exchange his lasgun for a laspistol and close combat weapon at no additional cost.

**Options:** Up to one model can have one of the following: flamer at +3 pts; meltagun at +8 pts; plasma gun at +8 pts; grenade launcher at +8 pts; long-las (counts as sniper rifle) at +5 pts. Two Guardsmen can form a weapons team with one of the following: heavy bolter at +10 pts; missile launcher at +15 pts; autocannon at +15 pts. One model can have a comm-link for +5 pts.

**Character:** The Sergeant may be upgraded to a Veteran Sergeant for an additional +10 pts. The Veteran Sergeant may choose additional equipment from the Armoury.

The Tanith 1st is almost entirely composed of light infantry platoons, the renowned Gaunt's Ghosts. Tattooed and hirsute, the Ghosts are often frowned upon by more traditional Guard regiments, but the Tanith know they are amongst the best. Although the ranks of the original Tanith troops have since been bolstered by gangers, militiamen and surviving soldiers from the Imperial victories at Vervunhive, virtually all of the soldiers under Ibram Gaunt's command have a healthy respect and admiration for the Colonel-Commissar.



## GAUNT'S GHOSTS CHARACTERS

As mentioned above, the following characters can be taken as a Command HQ that cannot be accompanied by Heavy Weapon squads. Commissar Gaunt and his unit cost 231 points. They use the equipment listed in their army list entries and may not be given any additional equipment. Victory points are not scored for each model that is killed, only for reducing the unit to half strength or below (in which case your opponent would normally earn half the Victory points total for the unit) or for wiping it out completely (in which case the full Victory points of the unit is scored). Note that Gaunt and the Command HQ have the battle honours *Guerrillas* and *Steadfast* (see page 163 of the Warhammer 40,000 rulebook).

Gaunt's Command HQ is an eclectic collection of highly capable individuals. Those that accompany Gaunt into battle are experts in their chosen field, veterans of the Founding Fields and all the Ghosts' most famous actions since that point. Colonel Corbec, a charismatic giant of a man, is Gaunt's second-in-command. Brin Milo is often hailed as the Ghosts' mascot, but is the equal in courage and ability of many a Tanith veteran. Dorden, the chief medic, has unparalleled ability as a field medic, whilst Larkin, the Ghosts' most celebrated sniper, is as eccentric as he is lethal. All of them would follow Gaunt into the jaws of hell, and are regarded by many as the heart and soul of the Tanith 1st.



*Colonel-Commissar Gaunt is a gifted leader, and over the years has won an unswerving devotion from the Tanith 1st. He is as much feared in the upper echelons of the Imperial Guard as he is by his enemies on the battlefield for, in everything he does, Gaunt is unwavering, certain and resolute. His uncompromising code of honour and defiance of corruption in all its forms stands as an exemplary model of conduct to his troops and his peers alike.*



### COLONEL-COMMISSAR IBRAM GAUNT

Caffran cursed and wiped the sight-lens of his lasgun clean of filth. Behind him he heard a shout, a powerful voice that echoed along the traverses of the trench and seemed to shake the duckboards. He looked back to see Commissar Gaunt emerging from his dugout.

Gaunt was dressed now in his full dress uniform and cap, the camo-cloak of his adopted regiment swirling about his shoulders, his face a mask of bellowing rage. In one hand he held his bolt pistol and in the other his sword, which whined and sang in the early morning air.

"In the name of Tanith! Now they are on us we must fight! Hold the line and hold your fire until they come over the mud wall!"

Caffran felt a rejoicing in his soul. The Commissar was with them and they would succeed, no matter the odds.

	Points	WS	BS	S	T	W	I	A	Ld	Sv
Gaunt	90	5	4	3(4)	3	3	4	3	10	5+

**Wargear:** Sword of Heironymo, bolt pistol, camo-cloak, frag & Krak grenades, tanith knife.

#### SPECIAL RULES

**Colonel-Commissar:** Gaunt does not follow the special rules for Commissars and so is not assigned to an Officer or Sergeant, nor will he execute members of a squad that he joins. He must always be accompanied by his Command HQ.

**Leadership:** Any Imperial Guard squad within 12" of Commissar Gaunt's Command HQ may use Gaunt's Leadership for all Morale and Pinning tests.

**Sword of Heironymo:** This sword is a priceless heirloom and replaced his characteristic chainsword when it was gifted to Gaunt for his actions in the city of Vervunhive. It is a master-crafted power sword and hits at Strength 4 (this is included in the profile above).

**Front Liner:** Commissar Gaunt has always led from the front, and will plunge into the thick of the fighting without hesitation. If there is an assault occurring within 12" of Gaunt at the start of the Imperial Guard player's turn and he is not in combat, he must immediately move toward the nearest combat in his Movement phase and assault the enemy models in that combat if at all possible. However, when Gaunt charges into an assault, he inspires such feats of heroism that all Imperial Guard models in that combat, even those using supporting attacks, benefit from +1 Attack for that round only. This benefit includes Gaunt himself and his Command HQ.



The more ardent fans of Dan Abnett's Gaunts Ghosts will have noticed that we haven't included all of the characters from the books. This is simply because we did not have enough space to fit them all into this article.

However, not wanting to leave out any of our favourite characters we have decided to continue the Gaunt's Ghosts support on the web. You can find a whole host of new information on our website at the page given below. Included are the likes of 'Try Again' Bragg and Major Rawne, Dave Taylor's Tanith Light Infantry army (left) as well as modelling advice and painting tips for your models.

**WWW.GAMES-WORKSHOP.COM/  
WDMAGAZINE/  
GAUNTSGHOSTS**

## COLONEL COLM CORBEC

Colonel Colm Corbec, the Ghosts' second-in-command, was a massive, genial, shaggy brute beloved of his men. His good humour and rousing passion drove them forward; his fortitude and power inspired them. He held command by dint of sheer charisma, perhaps even more than Gaunt did, certainly more than Major Rawne, the regiment's cynical, ruthlessly efficient third officer.

Right now, Corbec couldn't use any of that charismatic leadership. Pinned by sustained las-fire behind a street corner drinking trough, he was cursing freely. The microbead intercom system worn by all Tanith was being blocked and distorted by the high buildings all around.

"Two! This is two! Respond, any troop units!" Corbec barked, fumbling with his rubber-sheathed carpiece. "Come on! Come on!"

	Points	WS	BS	S	T	W	I	A	Ld	Sv
Corbec	44	4	4	3	3	3	4	3	9	5+

**Wargear:** Lasgun, tanith knife, camo-cloak, frag grenades, melta bombs, trademark item (cigars).

### SPECIAL RULES

**Natural Born Leader:** Corbec is a popular and charismatic member of the Tanith who commands respect and admiration from his soldiers. If Gaunt is removed as a casualty, Corbec takes over the leadership of the Tanith troops. All Leadership-based tests taken by the unit from then on use Corbec's Leadership value. Any units that would normally have tested on Gaunt's Leadership (ie, troops within 12") test on Corbec's Leadership instead.

## CHIEF MEDICAL OFFICER DORDEN

Soric, his hip braced on his axe-rake crutch, leaned down and slid his paper-gloved hands under the armpits of a blackened, legless corpse. As he stirred it, it groaned.

"Medic! Medic!" he sang out, pulling back from the ruined thing he had been touching. A thickset medic pushed through the milling crowd, a man in his 50s with a silver beard and the look of an off-worlder about him. Under his half-issue apron he wore black fatigues and Guard-issue boots.

"Alive?" the medic asked Soric.  
"Gak me, I suppose so. Tried to move him."

The medic took out a flexible tube, put one end to his ear and the other to the blackened torso.  
"Dead. You must have squeezed air out of the lungs when you lifted him."  
Soric nodded as the medic stood up, folding his scope-tube away into his shoulder-slung pack.

"You're off-world, right?" asked Soric.  
"What?" asked the medic, distracted.  
"Off-worlder?"

The medic nodded curtly. "Tanith First. Chief medic."  
Soric stuck out a hand, then pulled the paper glove off it. "Thank you," he said.  
The medic paused, surprised, then took the hand and shook it.  
"Dorden. Gaunt's First-and-Only."

	Points	WS	BS	S	T	W	I	A	Ld	Sv
Dorden	18	3	3	3	3	1	3	1	8	5+

**Wargear:** Laspistol, close combat weapon, camo-cloak, frag grenades, medi-pack, tanith knife.

### SPECIAL RULES


**Expert Medic:** Dorden is extremely good at his job; totally efficient and focused even under pressure. He uses the normal rules for having a Medi-pack, but allows his unit to ignore both the first and second failed armour saving throw it rolls in every turn. He may not use this ability if he is in base-to-base contact with any enemy models.

**Oath:** Dorden will not use a weapon unless in the direst of circumstances. He may not fire his laspistol in the Shooting phase but may use it as a weapon in the Assault phase.

Colonel Corbec is a bear of a man, with an amiable nature in times of both war and peace. On the battlefield, he is a great leader of men, and most Tanith troops consider him second only to Gaunt himself in terms of leadership and prowess.



Chief Medical Officer Dorden is the Tanith 1st's most respected and competent medic, his considerable experience and age having allowed him to master his calling. He has no hesitation in patching his comrades back together even in the midst of heavy shellfire.



### CHARACTERISTICS SUMMARY

To save you flicking through the article trying to find the characters' stat lines, we have included them here as well.

This could prove very useful in the midst of battle!

	Points	WS	BS	S	T	W	I	A	Ld	Sv
Gaunt	90	5	4	3 (4)	3	3	4	3	10	5+
Corbec	44	4	4	3	3	3	4	3	9	5+
Dorden	18	3	3	3	3	1	3	1	8	5+
Milo	42	3	3	3	3	1	3	1	8	5+
Larkin	37	3	5	3	3	1	4	1	8	5+



*Brin Milo was a musician back on his native Tanith, but has proved himself as brave and capable as many a veteran soldier in his capacity as Gaunt's adjutant. The Ghosts' courage is greatly bolstered by the sound of his pipes, traditionally played to lead the lost home from the ever-changing Tanith forest.*



### BRIN MILO

"D'you still have your pipes?"

Milo had been a musician back on Tanith, and before he'd made trooper he'd played the pipes into battle.

"Yes," he said. "Never go anywhere without them."

"Play up, eh?"

"Now?"

"My first order as sergeant."

Milo pulled the tight roll of pipes and bellows from his knapsack. He cleared the mouth-spout and then puffed the bag alive, making it whine and wail quietly. The hum of conversation died down at fires all around at the first sound.

Pumping his arm, he got the bellows breathing and the drone began, rising up in a clear, keening note.

"What shall I play?" he asked, his fingers ready on the chanter.

	Points	WS	BS	S	T	W	I	A	Ld	Sv
Milo	42	3	3	3	3	1	3	1	8	5+

**Wargear:** Lasgun, camo-cloak, tanith pipes, frag grenades, tanith knife.

### SPECIAL RULES

**Tanith Pipes:** The pipes Milo plays in battle have a beneficial effect on Tanith morale. They have the same effect as a Regimental Standard, although they cannot be captured by the enemy. However, if Brin Milo dies all Tanith troops (including Gaunt) are at -1 Leadership for the rest of the game.

**Precognition:** Brin Milo has, on numerous occasions, shown a considerable measure of psychic ability. He innately knows when himself and even Gaunt are about to come under attack, and benefits from a 4+ Invulnerable save that is also conferred to Gaunt provided he is within 2" of him.



*Gaunt's Ghosts rush to save the Ketzok 17th Armoured Regiment's artillery column from a Chaos Space Marine attack!*

## MASTER SNIPER 'MAD' LARKIN

Larkin saw movement again, clearly in the foggy, green glow of his scope.

He breathed, squared, and fired.

The stinging red pulse whipped down the ore slope, and a black-clad figure was thrown up and backwards.

Larkin immediately dipped under the edge of the rubble and took a new position. He was certain his muzzle flash had been discreet, but there was no sense in advertising. He made his new vantage and aimed again, his extended barrel hidden inside a broken drain-gutter.

Lotin, ten metres away, fired. His lasgun made a loud crack, and even from where he was, Larkin saw the muzzle flash and cursed.

He heard Lotin complain over the vox-link. He'd missed.

Move, move, and re-aim! Larkin willed silently.

Lotin fired again. His whoop of success was quickly cut short by a perfectly aimed lasround from the spoil below. The Zoicans had been watching for a repeat flash.

Lotin toppled back and slumped into the rubble scree on the floor, his face gone.

So, thought Larkin, they have capable and careful snipers too.

This war just got interesting.

	Points	WS	BS	S	T	W	I	A	Ld	Sv
Larkin	37	3	5	3	3	1	4	1	8	5+


**Wargear:** Lasgun, camo-cloak, customised long-las, frag grenades, tanith knife.

### SPECIAL RULES

**Marksman:** You may nominate the model targeted by Larkin when he is shooting, such as a Sergeant or heavy weapons trooper. This means you get to choose which model is removed as a casualty, not the enemy. In addition, Larkin can target any model in range and line of sight, regardless of any targeting restrictions (such as independent characters within 6" of another unit). In addition, Larkin is so practiced at shooting, moving and re-aiming that he may move and fire with his weapon.


**Customised long-las:** Larkin carries an extensively modified long-las, and his ability with it is unparalleled. When using this weapon, Larkin always hits on a 2+ and wounds on a 4+ regardless of Toughness, rerolling any failed rolls to wound. The long-las has a range of 36" and an AP value of 6, but on the roll of a 5+ to hit it ignores all cover and armour saves.

Despite a little touch of insanity, 'Mad' Larkin is an incredibly accomplished sniper. His dour and paranoid demeanour belies a truly formidable marksman, and a single shot from Larkin can mean the difference between victory and defeat for the Tanith.



# WARHAMMER 40,000

In the nightmare future of the 41st Millennium, Mankind teeters upon the brink of extinction. The galaxy-spanning Imperium of Man is beset on all sides by ravaging aliens, and threatened from within by malevolent creatures and heretic rebels.




## Warhammer 40,000 Starter Set

£50

Warhammer 40,000 brings the war-torn universe of the 41st Millennium onto your tabletop – the ceaseless din of gunfire, thunderous explosions, the rumble of passing tanks and the high-pitched whining of anti-gravitic motors screaming overhead. You are in command of squad after squad of battle-hardened warriors, futuristic vehicles and devastating war machines. Using Citadel miniatures, Warhammer 40,000 turns your tabletop into an action-packed battlefield. In the grim darkness of the far future there is only war!

## All You Need

The Warhammer 40,000 box contains more than just the rules for the game; it includes literally everything you need to wage your own tabletop battles. The boxed game comes with a 288 page rulebook and enough models to field the backbone of two different armies – the heroic Space Marines and the sinister Dark Eldar. It also contains plastic terrain, featuring gothic ruins and jungle trees, as well as plastic weapon templates.



## Warhammer 40,000 Rulebook

£25

This 288 page rulebook contains all the rules you need to create exciting battles in the dark future of the 41st Millennium. It includes a complete history of the Warhammer 40,000 universe, modelling and painting tips and ideas, scenarios, campaign rules, and army lists for all the major races of the Warhammer 40,000 universe.


## Codex Imperial Guard

£8

Essential for building your Imperial Guard army, Codex Imperial Guard contains rules and background, a comprehensive army list, painting and modelling guides and special characters to use in the army.



# IMPERIAL GUARD



## Imperial Guard Catachan Jungle Fighters £15 boxed set

Trained on the deathworld of Catachan, the Catachan Jungle Fighters are the masters of jungle terrain. These fierce and dedicated troops are some of the Imperial Guard's toughest and finest warriors. This plastic kit contains twenty Catachan Jungle fighters.



## Imperial Guard Chimera £18 boxed set

The Imperial Guard's versatile troop transport. The Chimera is able to deliver its passengers into the heart of the battle, while laying down covering fire from its turret-mounted multi-laser.



## Imperial Guard Leman Russ £18 boxed set

The mainstay tank of the Imperial Guard, the Leman Russ bristles with weaponry. Able to fulfill a variety of tactical roles, this versatile tank is an essential addition to any Imperial Guard army.



## Imperial Guard Battle Force £50

The Imperial Guard Battle Force contains:

- 20 Plastic Catachan Jungle Fighters,
- 2 Sentinels,
- 1 Leman Russ Battle Tank

Warhammer 40,000 tree frames (enough components to make four jungle trees).

## Imperial Guardsmen £2 each

There are a wide variety of Imperial Guard miniatures available from Mail Order. Each regiment has its own distinctive style of uniform. Through Mail Order you can get hold of the Praetorian Guard, Ice Warriors of Valhalla, Tallarn Desert Raiders, Cadian Shock Troops, Catachan Jungle Fighters, Steel Legion and the Mordian Iron Guard, as well as a whole back catalogue of older models. Give Mail Order a ring on 0115 91 40000 for more details.



Praetorian XXIVth



Tallarn Desert Raiders



Catachan Jungle Fighter



Mordian Iron Guard



Ice Warrior of Valhalla



Cadian Shock Troops



Armageddon Steel Legion

# CHAOS INCURSION:

A dark, brooding menace is set to burst forth into the Warhammer world – Chaos is once again ready to lay waste to all who stand in the way of its inexorable march to dominion over the mortal world!

The return of the bloodthirsty hordes of Chaos, led by the Champions of Chaos and the immortal Chaos Daemons, will be fully covered in next month's White Dwarf as we unveil the new Warhammer Armies: Hordes of Chaos book, and a veritable tide of new miniatures...

A surge of exaltation flowed through Seigr as he watched the winding column of Dwarfs marching along the mountain pass. His shaman, Shakal Jewel-eye, had been right to point them southwards, despite the lateness of the season. The bitter winter winds whipped around the World's Edge Mountains and plucked at his fur-lined cloak. Misled by the weak-bellied southerners they were used to dealing with, the Dwarfs thought that the coming winter would protect them from attack and were moving gold from their mines to their hold further south. But Seigr and the rest of his Bacrsonling warband were used to such harsh climes and had journeyed for several weeks. Now the gold would be theirs to adorn the altar of their patron, the Dark Prince Slaanesh.

Grinning widely, his teeth pure white in the cold winter light, Seigr rose from his hiding place, flexing the tail that wormed sinuously from his lower back. He drew his longsword to beckon the others forward, its keen edge glinting beautifully in the sun.


\*\*\*\*\*

Kharrig Strongback spun in amazement as he heard Borri cry out in pain. Suddenly, the valley was filled with screeching war cries, and fur-clad manlings were leaping through the snow drifts, falling upon his bodyguard with reckless glee. He ripped his axe from his belt and counter-charged, cleaving one of the stinking barbarians from thigh to stomach.

Then another human appeared in the midst of the fight, but taller than any man he had ever seen – long of limb, with flowing golden hair and piercing blue eyes. Almost

Elvish, thought Kharrig distastefully. The warrior's bright sword hacked down Onri and Skagga with two swift flourishes, before the human leapt in front of the caravan leader.

As the sword came down, Kharrig's axe rose to meet it, and the two blades met with an ear-shattering ring. They were locked together, pitching the human's height against the sturdy Dwarf's extra muscle. Suddenly a ripping pain flared through Kharrig's stomach and the axe dropped from his grasp as he collapsed to his knees. He caught a flicker of movement and, as his eyes closed, he saw a barbed tail whipping clear of the gushing wound in his gut. His last sight was of the human's fixed smile, and the gleeful look in the raider's blue eyes.





# SPECIAL PREVIEW



# THE DOLGAN INVASION

Penned by Scribe Space McQuirk



The flickering orange glows of countless campfires surrounded the walls of Stravrosgrad. Inside the wooden walls of the fort the acrid smell of burnt flesh permeated the night air. The sentries who stood atop the parapets tried in vain to ignore the screams of their captive comrades. In the darkness they could only guess at what horrors befell the unfortunate victims. Each dawn revealed a fresh row of banners lining the perimeter of the enemy camp. It was a gruesome sight; the crude standards made from the flayed skins of their people. The banners displayed all manner of menacing runes, drawn in the blood spilled from the victims of the surrounding villages.

Dimitri pulled up the collar of his thick fur-lined coat and took a deep draught from a bottle of clear spirits, before offering it to his Boyar. The Boyars were the nobles of Kislev, descended from the great families that had settled the harsh lands to the north-east of the Empire. Their forefathers had conquered trolls and other foul beasts to scrape a living from the barren frozen wastes. Life in Kislev was tough but the people had become hardy and had adapted well to the rigour of the harsh winters.

"The Domovoy warned me that I would soon be facing my peril. I should have listened to his words and left this accursed town," Dimitri stared out towards the Great Lake, the only dark patch amongst the sea of fires.

"You still put your faith in the words of spirits comrade?" Boyar Streltski shook his head at his second in command. "There is only one spirit that will give you the courage to fight this battle, my old friend." Streltski took the offered bottle and downed the contents, tossing it over the wall where it disappeared into a huge snowdrift. The drink burned as it slipped down his throat, but it warmed his insides, which was a welcome relief during the cold nights.

"These Dolgan," the Boyar cast his arm towards the enemy that besieged the small town. "Who is their leader?"

"They say his name is Gurkhan, a merciless and brutal warrior whose abhorrent form stands taller than any mortal man." Dimitri replied, his voice betraying the contempt he felt towards this enemy.

"That cannot be," Streltski's voice was raised and agitated. "Gurkhan wrested power from the Dolgan's war chief Darok near half a century ago. Even then it was said he was an old man, how can he still live?"

Dimitri placed both his hands on the enraged Boyar. "I have never lied to you, my Boyar," the warrior's voice showed the smallest hint of anger at the accusation. His Boyar had questioned his word and that was a slant

against his honour. Dimitri quelled his emotions, he knew his friend meant no offence. "The peasants say that the one called Gurkhan walks with the favour of the Gods, and that the man who once fought Darok has changed. 'Tis said he no longer resembles a man but has taken the form of a hideous beast and all the Dolgan have united with other tribes to wage brutal war under his banner." Dimitri could tell the name of Gurkhan had not fallen easily on his lord's ears. He continued, trying to draw the topic of conversation away from the Dolgan leader.

"There is still hope, my Boyar. Have you heard any word from the Tzarina Katarina yet?" Dimitri had heard that the raids of marauders were becoming frequent. If rumours were true, then the northern outposts had already fallen. The Tzarina would send her armies to where they were most needed, but in these dark times there were many places that sought their aid.

"Alas no, I fear that my messengers were captured, for it has been too long. Had she heard of our plight then a relief force would already be here." The Boyar shook his head grimly. "Tomorrow, at first light we will take the initiative, tell the lancers to have their steeds readied and prepare the war wagons. We are the Kislev and we would rather die in battle than cower behind these walls like some caged animal."

\*\*\*\*\*

As the first rays of the morning sun shone over the snow covered fields that surrounded the town, the sturdy wooden drawbridge crashed down over the frozen moat. The heavy drumming of hundreds of hooves thundered across the plains as the Winged Lancers sallied out. Great feather crests fluttered behind them sending out eerie whistles that sent a shiver of fear through the enemies' camp. The Dolgan quickly tried to gather their weapons and mount their steeds, surprised by the sudden assault.

Before any of the Dolgan warriors were ready the Winged Lancers galloped through the camp. These knights sacrificed the protection of full plate armour for speed and manoeuvrability. The skilled horsemen leapt over the few makeshift defences that had been erected at the perimeter of the marauders' camp, driving their steeds into the heart of the enemy. The deadly lances that this elite cavalry were famed for skewered dozens of Dolgans before they even realised the danger. The northmen frantically tried to control their own horses, which reared in fear. Many broke free from their tethers and bolted, further adding to the general panic that was rapidly spreading throughout the camp.

Four massive explosions sent the bodies of the savage warriors flying through the air. Behind the attack of the lancers trundled two mighty war wagons, huge carts bristling with cannons and packed with bowmen. Volleys of arrows fell amongst the barbarians, sending those few who had managed to mount their steeds tumbling to the ground. Moments later the war wagons smashed a path through the camp,

the cannons sounding out deafening cracks as they blasted the Dolgans. The crew of these deadly armoured carts swapped their bows for spears, thrusting them at those enemies who had been fortunate enough to avoid being trampled beneath the hooves of the great horses that pulled the wagons. Many of the Dolgans who had escaped the horses suffered a worse fate as the huge iron clad wheels splintered their bones beneath each wagon's awesome weight.

"We have them on the run." Dimitri shouted to his troops from the platform of the leading wagon, encouraging the lancers to press home the attack. He let out a deep laugh before firing his pistol in the swarthy face of a Dolgan warrior who had climbed onto the wagon. A sudden and swift movement from above caught his attention, and as he saw the threat a chill shiver ran down his spine.

In but a few moments the clear blue of the winter sky darkened. Menacing black clouds blotted out the rays of the dawn sun and the sound of thunder trembled through the hearts of the Kislevites. A great blast of forked lightning struck the highest tower of the fort, and silhouetted against the brief flash of light descended a figure of dread. The being wore long flowing robes, topped with a great horned helm. In one hand it held a huge shield adorned with a sorcerer's image, in the other a sharp pointed lance engraved with fiery glowing runes. It was mounted on a large disc that shimmered with colourful magical energy. At the sight of this being's foreboding arrival the fleeing Dolgans turned, raising their weapons high. All around the camp one name was being chanted, in the harsh accent of the barbaric invaders.

"Zharkol, Zharkol." They called as one, fresh courage flowing through their veins. With renewed strength they turned to face their attackers.

The figure on the disc glided towards the heart of the battle, bolts of scarlet lightning shooting from his fingertips. As each bolt struck the mounted lancers, the warriors were engulfed in a red inferno, the intensity of the unnatural fire fuelled by the souls of the victims. When the flames burned out, only the blackened armour and bones remained. The disc and its rider soared through the heart of the combat, the great blades surrounding the disc slicing through armour as though it were paper, ripping apart flesh and bone.

A cannon shot from the lead wagon landed yards short of the flying disc, the explosion of rock and soil unbalancing the Sorcerer for a moment. He regained his footing and now directed the disc towards this new target. Zharkol turned all of his attention towards this threat. The Champion of Tzcentch chanted a dark spell. No sooner had the last word passed his lips than a jet of blue energy issued from the tip of his lance. The magical force smashed into the war wagon immersing the armoured vehicle in a ball of bright blue fire. The tightly packed crew screamed as flesh melted from their bones, which in turn shattered into a thousand shards.

With their sorcerer's name on their lips, the Dolgan surged round the remaining lancers, swamping the brave knights and dragging them from their horses to be butchered by their cruel axes and maces.

From the battlements Streltski watched helplessly as Dimitri's wagon was in turn mobbed by the now bloodthirsty Dolgans. The enraged barbarians clambered over the armoured sides and hacked apart the brave men inside whom had no place to flee. Just as he gave the order to lift the drawbridge a welcome sound issued forth from the thick pine forest. The deep resonant blast of a horn echoed across the plains. It was the call of the Gryphon Legion, the most formidable cavalry in the realm. These knights were mounted on fully barded steeds, the helms of their full plate armour adorned with great feathered crests. Streltski looked towards the forest and a grin spread across his face. He watched with joy as the riders emerged from the dense green foliage. They were not alone, with them he could make out the huge forms of bears, lumbering behind. A huge bare chested and battle scarred warrior rode the largest of these beasts, he in many ways resembled one of the huge beasts himself. The bears charged across the snow with remarkable speed for their size, both knights and beasts smashing into the enemy flank simultaneously. Signalling for the remaining troops in the fort to sally forth, for the first time in days Streltski felt hope return to his heart. For a brief moment the dark skies that hung over the battlefield seemed to brighten.

The Dolgans found themselves under a bloody and ferocious attack. The knights of the Gryphon Legion were renowned for their valiance against the forces of Chaos. Streltski could see that the reputation was not ill-founded. Their martial prowess, combined with the ferocious and brutal strength of the bears, soon had the Dolgans fleeing for their lives once more.

Zharkol again steered his disc down into the mêlée, the blades wreaking a bloody carnage. Flames of all colours exploded around the sorcerer's disc. Again it looked as though his dark sorceries would prevail, for none could withstand the fury of his power unleashed. Then, one of the bears reared up to its full height and struck the disc with its great clawed paw, smashing the sorcerer from the skies. The disc crashed into the snow, Daemonic shapes bursting into being before vanishing back to the twisted realm of their creation. Only an oozing pool of a black oily substance remained. Zharkol stood and turned in an attempt to destroy the huge creature with magic, only to have the jaws of the bear clasp around his neck before he could utter an incantation. With the demise of the powerful sorcerer, the forces of the fort joined the combat, eager to avenge the death of their comrades.

From the far edge of the lake numerous eyes watched the battle unfold. Each eye focused on a different combat, revelling in the horror filled screams. The carnage was magnificent and the gods would be pleased. Now was the

time to strike, now was the time to reveal the true splendour of Tzcentch's favoured.

The besiegers now found themselves surrounded. Dolgan warriors were tossed aside by the bears as though they were dolls, whilst the combined attacks of Streltski's force and the Gryphon Knights saw the marauders pushed back towards the great frozen lake. The snow covered fields were now a carpet of red, the blood of both Dolgans and Kislevites merging together in death. With no safe place to retreat, the invaders found themselves pushed backwards onto the icy surface of the lake. Warriors easily lost their footing, simple errors proving fatal as their opponents showed no mercy, thrusting their swords down at the fallen marauders.

Streltski blocked the swing of an axe, thrusting his sword into the guts of his opponent. His jewel-studded weapon was an ancient heirloom, handed down from father to son over many generations. Many were the foes it had slain and once again the blood of those who would threaten Kislev ran down the blade. As he pulled his sword free from the fallen warrior Streltski noticed a large shadow in the waters. It moved with great speed beneath the combat on the ice towards the rear of his force. But he had little time to dwell on the mysterious form as he concentrated on parrying the attack of an axe that was about to cleave his head from its shoulders.

Suddenly a deafening crack sounded out across the lake. For a moment the combat ceased as the fighters realised the peril of their situation. Great cracks spread across the ice sheet and a scramble to reach the safety of the shore ensued. Warriors slipped in their haste to get to the edge and the horses on the lake reared, well aware of their mortal danger. Over the shouts and whinnying of horses, a mighty roar reverberated through the heart of Streltski. The

edge of the lake splintered into huge shards of ice and from the freezing waters a monstrous beast emerged. With one mighty leap it landed at the rear of the Gryphon Legion's formation, numerous limbs, some ending in great pincers, making a chitinous sound. Its great tail lashed out sending dozens of Gryphon Knights and their steeds plunging into the ice cold waters.

Once again the Dolgans shouted the name of their champion in a fierce war cry, but this time its name carried a more sinister menace.

"Gurkhan, Gurkhan," they cried. All who heard them could tell that the leader of the Dolgans had come to do battle and again the skies opened as thunder and lightning rent the heavens asunder.

Now the Dolgans fought with a ferocity that even the strongest Gryphon Knight was helpless to match. But it was not the savage Northmen that turned the tide of the battle, for at the centre of the fighting towered the mighty beast. In his many hands he held enormous blades that cleaved apart dozens of Kislevites with each swipe. Even the bears cowered from this abomination, but they could not escape the attention of his multitudinous eyes. His great pincers snapped at the creatures, lifting them easily into the air as if they were mere cubs before casting their giant broken bodies back down, crushing Kislevites


beneath them. It was too much for the defenders who now fled from the carnage.

Streltski stood for a moment frozen with fear at the sight of the half human creature. The battle was lost and the town would fall, but the proud Kislevite blood that ran through his veins allowed no option of surrender.


"Gurkhan," he called, pointing his blade at the foe. "You killed my father, prepare to die."

The huge behemoth stared for a moment at the rash challenger. For a second it recognised a glint in the eye of the noble Kislevite. He remembered fighting one who had a similar appearance many moons ago. That warrior had fought well; he had almost bested Gurkhan, but that had been in a time before the Champion of Tzcentch had been granted the favour of the gods. He had sacrificed thousands in their name and they had been generous with their gifts, granting him the strength to best any mortal foe.

The brave warrior charged forwards, the sword of his family raised high above his head. Gurkhan had felt the power of that blade once before and had no wish to experience its bite once more. He brought one of the many axes held in his numerous arms down in a mighty sweep to block the attack, letting out a



menacing laugh as his powerful weapon shattered the bright blade in two. He reached down picking up the warrior in a great claw to bring him close to his cold black eyes. Gurkhan wanted to relish the moment of death on the man's face. Slowly his pincer closed, its razor sharp edges slicing through the fur, then the armour, before cutting into Streltski's flesh. The severed torso fell onto the snow, landing beside the broken blade. Gurkhan roared. Victory had never been in doubt. Already the Dolgan warriors poured over the open drawbridge into the town. There would be many prisoners to sacrifice on the great pyre of Tzentch. His god would again reward him well.







Heretic

Kislev

Empire

Here Be  
Dragons

The Dark  
Lands

Badland

Barak  
Van

Black  
Forest

Sylvania  
of  
Dragons

Death to all  
who travel  
Here...

Compass

North

South

East

West

Border

Vaults

Border

Border

Border

Border

Border

Border

Border

Border

Border

Border

Border

Border

Border

Border

Border

Border

Border

Border

Border

Border

Border

Border

Border

Border

Border

Border

Border

## IN-STORE MAIL ORDER

Having trouble getting hold of an older model? Want to get your hands on a specific component for a conversion? Why not try our in-store Mail Order service. It's fast, efficient and convenient. Your order can be delivered direct to the store, saving you the cost of postage, and the staff are always ready to help with a tricky order.

You can order practically any model you want, including individual models from nearly all of our boxed sets!

You can also place Advance Orders for models that haven't even been released yet! This month you can Advance Order the Warhammer Chaos Army boxed set, featuring the Special Edition Chaos Standard Bearer. Or for Warhammer 40,000 we have the long awaited return of the Necrons with the fantastic Necron Army boxed set, featuring the Special Edition Necron Lord. So why delay? Get down to your local Games Workshop store and order one now!



# GAMES WORKSHOP STORES

*Find out what's happening near you!*



*Learn to play Games Workshop games – our staff are ready to show you how!*

### A GREAT WAY TO START

The clash of swords on armour, the thunder of rumbling tanks, the guttural shout of marauding Orcs, and the flash of alien laser fire. All of these are within your grasp.

You can lead your resolute spearmen and knights against the forces of evil, command hordes of Orks against heroic Space Marines, or direct the immense firepower of the highly advanced Tau.

All Games Workshop stores offer a special introductory service for beginners. As well as offering advice on all aspects of the hobby, you can try out a game in the store. Don't worry, it's totally free to play! In addition we devote every Sunday to teaching newcomers the various aspects of the hobby. From painting advice and modelling tips, to special tutorials and scenarios designed to teach various aspects of playing the games, the beginner is fully catered for at our stores.

### DEVELOPING THE HOBBY

Games Workshop stores are dedicated to a continued development of the hobby, and our commitment to you is displayed in our day-to-day store activities. We are always available for advice on different levels of the hobby, from rules and gaming queries, to hints and tips on painting and modelling your armies. We can give you ideas and

advice on converting your miniatures and expanding your armies. In addition to this, we run exciting battles every Thursday evening for you to take part in, as well as the special participation games that we run every Saturday.

### CONTINUED SUPPORT

We also cater for more experienced gamers, with the whole of Tuesday evening set aside for you to play whichever Games Workshop game you wish. From the dark underhive of Necromunda, to the ravaged battlefields of Warmaster, you can pit your armies against gamers of similar standards to test your skills. We also provide an in-store Mail Order service, so you can order older models or specific parts for your conversions.

### STANDARDS OF EXCELLENCE

As well as all of this, Games Workshop stores also provide a comprehensive range of Games Workshop games, miniatures and accessories. Every Saturday we have the newest releases, with the latest games and models available in the stores. We also showcase miniatures, armies and terrain pieces in our store cabinets, allowing you to see some great miniatures painted to superb standards. So what are you waiting for? Come along to your local Games Workshop store and join in!



This is a list of Games Workshop stores in the UK and Northern Europe. To find out what events are happening in the stores just give them a call. We also have Games Workshop stores in 16 different countries across the world (and independent stockists in even more). Call Mail Order on 0115 91 40000 to find out where they are. Most Games Workshop stores are open seven days a week and open late for gaming evenings, but please contact your local store for more details.

## ENGLAND

**ALTRINGHAM:** Unit 1, 17 Grafton Street.  
Tel: 0161 929 9896

**BASINGSTOKE:** 3 Potters Walk,  
Wote Street. Tel: 01256 466 050

**BATH:** 30 Upper Borough Walls.  
Tel: 01225 314 414

**BEDFORD:** 10 Greyfriars.  
Tel: 01234 273 663

**BIRMINGHAM:** 116 Corporation Street.  
Tel: 0121 236 7880

**BLACKPOOL:** 8 Birley Street.  
Tel: 01253 752 056

**BLUEWATER:** Unit 052B,  
Upper Thames Walk, Bluewater,  
Greenhithe, Kent. Tel: 01322 427880

**BOLTON:** Unit 13, The Gate Centre.  
Tel: 01204 362 131

**BOURNEMOUTH:** 24 Post Office Road.  
Tel: 01202 319 292

**BRADFORD:** 4 Piccadilly, Bradford,  
BD1 3LW. Tel: 01274 739 430

**BRENT CROSS:** Unit F9, Lower Mall  
(near Fenwicks), Brent Cross Shopping  
Centre. Tel: 0208 202 4979

**BRIGHTON:** 7 Nile Street.  
Tel: 01273 203 333

**BRISTOL (CENTRAL):** 13 Broad Weir.  
Tel: 0117 925 1533

**BRISTOL (CRIBBS CAUSEWAY):**  
Unit 129 (next to M&S), Upper level,  
The Mall at Cribbs Causeway.  
Tel: 0117 959 2528

**BROMLEY:** Unit 8, The Mall, Bromley.  
Tel: 0208 466 0678

**CAMBRIDGE:** 8 Bridge Street.  
Tel: 01223 313 350

**CANTERBURY:** Unit 5, Iron Bar Lane.  
Tel: 01227 452 880

**CARLISLE:** Unit 2, Earls Lane.  
Tel: 01228 598 216

**CHELMSFORD:** Unit 4C, Phase 2,  
The Meadows Centre. Tel: 01245 490 048

**CHELTENHAM:** 16 Pittville Street.  
Tel: 01242 228 419

**CHESTER:** 112 Foregate Street.  
Tel: 01244 311 967

**COLCHESTER:** 2 Short Wyre Street.  
Tel: 01206 767 279

**COVENTRY:** Unit 39, Upper Level,  
Cathedral Lanes Shopping Centre.  
Tel: 02476 227 311

**CROYDON:** Unit 35, Drummond Centre  
(outside the back of the centre),  
Keeley Road. Tel: 0208 680 4600

**CRAWLEY:** 11 Broadway.  
Tel: 01293 552 072

**DARLINGTON:** 78 Skinnergate.  
Tel: 01325 382 463

**DERBY:** 42 Sadler Gate.  
Tel: 01332 371 657

**DONCASTER:** Unit 10, The Colonnades.  
Tel: 01302 320 535

**DUDLEY:** Unit 36, Merry Hill Centre,  
Brierley Hill. Tel: 01384 481 818

**EALING:** 52D St Saviours Mall,  
Ealing Broadway Centre.  
Tel: 0208 840 0171

**EASTBOURNE:** 13 Terminus Road.  
Tel: 01323 641 423

**ENFIELD:** 3/5 Genotin Road.  
Tel: 0208 363 3238

**EXETER:** 12 Paris Street.  
Tel: 01392 490305

**GLOUCESTER:** 35 Clarence Street.  
Tel: 01452 505 033

**GRIMSBY:** 9 West St Mary's Gate.  
Tel: 01472 347 757

**GUILDFORD:** Unit 1, 9/12 Tunsgate.  
Tel: 01483 451 793

**HAMMERSMITH:** 161 King Street.  
Tel: 0208 846 9744

**HARROGATE:** 29 Beulah Street.  
Tel: 01423 564 310

**HARROW:** 296 Station Street.  
Tel: 0208 861 2350

**HEMEL HEMPSTEAD:** 16 Bridge Street.  
Tel: 01442 249 752

**HIGH WYCOMBE:** Unit 29,  
The Octagon Centre. Tel: 01494 531 494

**HULL:** 30 Paragon Street.  
Tel: 01482 589 576

**IPSWICH:** 2nd Floor, Debenhams,  
Waterloo House. Tel: 01473 210 031

**KENSINGTON:** Shop 7, Lancer Square,  
Kensington Church Street.  
Tel: 0207 937 7011

**KINGSTON ON THAMES:** 33 Fife Road.  
Tel: 0208 549 5224

**LEAMINGTON:** 22 Park Street.  
Tel: 01926 435 771

**LEEDS (CENTRAL):** 12-16 Central Road.  
Tel: 0113 242 0834

**LEEDS (WHITE ROSE):** Unit 28D,  
White Rose Centre. Tel: 0113 272 3470

**LEICESTER:** Unit 2, 16/20 Silver Street.  
Tel: 0116 253 0510

**LINCOLN:** Unit SUA, Saltergate  
(on outside of Waterside Centre).  
Tel: 01522 548 027

**LIVERPOOL:** 47 Lord Street.  
Tel: 0151 258 1404

**LONDON (OXFORD ST):** Unit F10,  
The Plaza Shopping Centre, 1st floor,  
116-128 Oxford Street. Tel: 0207 436 0839

**LOUGHBOROUGH:** 22 Biggin Street.  
Tel: 01509 238 107

**LUTON:** 12 Park Street. Tel: 01582 417 474

**MAIDENHEAD:** 2 Blandy House,  
3/5 King Street. Tel: 01628 621 854

**MAIDSTONE:** Unit 6, 1/9 Pudding Lane.  
Tel: 01622 677 435

**MANCHESTER (CENTRAL):** Unit R35,  
Marsden Way South, Arndale Centre.  
Tel: 0161 834 6871

**MANCHESTER (TRAFFORD CENTRE):**  
Unit H2, Festival Village, The Trafford  
Centre, Trafford Park. Tel: 0161 747 2121

**MIDDLESBROUGH:** Unit 33,  
39 Dundas Street. Tel: 01642 254 091

**MILTON KEYNES:** Unit 2, West End  
Extension, 50 Silbury Boulevard,  
Milton Keynes Shopping Centre.  
Tel: 01908 690 477

**NEWCASTLE (CENTRAL):**  
63 Clayton Street. Tel: 0191 232 2418

**NEWCASTLE (METRO CENTRE):** Unit B14,  
First Floor (near the Mediterranean Village).  
Tel: 0191 461 0950

**NORTHAMPTON:** 38 Princess Walk,  
Grosvenor Centre. Tel: 01604 636 687

**NORWICH:** 12-14 Exchange Street.  
Tel: 01603 767 656

**NOTTINGHAM (CENTRAL):** 34a Friar Lane.  
Tel: 0115 948 0651

**OXFORD:** 1A Bush House, New Inn,  
Hall Street. Tel: 01865 242 182

**PETERBOROUGH:** 3 Wentworth Street.  
Tel: 01733 890 052

**PLYMOUTH:** 84 Cornwall Street.  
Tel: 01752 254 121

**POOLE:** Unit 12 Towngate Centre,  
High Street. Tel: 01202 685 634

**PORTSMOUTH:** 34 Arundel Street.  
Tel: 02392 876 266

**PRESTON:** 15 Miller Arcade.  
Tel: 01772 821 855

**READING:** 111 Broad Street Mall,  
Tel: 0118 959 8693

**RICHMOND:** Unit 8, Westminster House,  
Kew Road. Tel: 0208 948 6122

**ROMFORD:** 12 Quadrant Arcade.  
Tel: 01708 742 140

**ST ALBANS:** 18 Heritage Close,  
off High Street. Tel: 01727 861 193

**SALISBURY:** 1B Winchester Street.  
Tel: 01722 330 955

**SHEFFIELD (CENTRAL):**  
16 Fitzwilliam Gate. Tel: 0114 275 0114

**SHEFFIELD (MEADOWHALL CENTRE):**  
Unit 91B, High Street, Upper Mall  
(next to entrance near Boots).  
Tel: 0114 256 9836

**SHREWSBURY:** Unit 1, 2 Bridge Street.  
Tel: 01743 362 007

**SLOUGH:** 101 High Street.  
Tel: 01753 575 675

**SOLIHULL:** 690 Warwick Road.  
Tel: 0121 705 7997

**SOUTHAMPTON:** 23 East Street.  
Tel: 02380 331 962

**SOUTHEND:** 12 Southchurch Road.  
Tel: 01702 461 251

**SOUTHPORT:** Unit K2, Marble Place  
Shopping Centre. Tel: 01704 501 255

**STAINES:** 52D Elmsleigh Centre  
(at back of M&S). Tel: 01784 460 675

**STOCKPORT:** 32 Mersey Square.  
Tel: 0161 474 1427

**STOKE:** 27 Stafford Street.  
Tel: 01782 205 287

**SUTTON:** Unit 24, Times Square  
Shopping Centre. Tel: 0208 770 9454

**SWINDON:** 50 Fleet Street.  
Tel: 01793 436 036

**THURROCK:** Unit 415B, Level 3,  
Lakeside Shopping Centre.  
Tel: 01708 867 133

**TORQUAY:** 12 Market Street.  
Tel: 01803 201 036

**TRURO:** Unit 1, Bridge House,  
New Bridge Street. Tel: 01872 320 047

**TUNBRIDGE WELLS:** 4A Camden Road.  
Tel: 01892 525 783

**WALSALL:** Unit 27, Old Square Shopping  
Centre. Tel: 01922 725 207

**WARHAMMER WORLD:** Willow Road,  
Lenton. Tel: 0115 916 8410

**WARRINGTON:** Unit 20, Time Square  
(near Currys). Tel: 01925 651 984

**WATFORD:** Unit Q, 1A Queen Street,  
Harlequin Centre. Tel: 01923 245 388

**WINCHESTER:** 6 St Georges Street.  
Tel: 01962 860 199

**WOKING:** Unit 3 Cleary Court.  
Tel: 01483 771675

**WOLVERHAMPTON:** Unit 98,  
Mander Centre. Tel: 01902 310 466

**WORCESTER:** 4 Charles Street.  
Tel: 01905 616 707

**YORK:** 13A Lendal. Tel: 01904 628 014



## WALES

**CARDIFF:** 31 High Street.  
Tel: 02920 644 917

**NEWPORT:** 25 Skinner Street.  
Tel: 01633 256 295

**SWANSEA:** 45 Princess Way.  
Tel: 01792 463 969



## SCOTLAND

**ABERDEEN:** Unit 1, 30/40 Upper Kirkgate.  
Tel: 01224 621 261

**AYR:** 10 Arran Mall,  
(behind Hourstons dept. store).  
Tel: 01292 610 673

**BRAEHEAD:** 115 Braehead Shopping  
Centre, King Inch Road.  
Tel: 0141 885 9440

**DUNDEE:** 110 Commercial Street.  
Tel: 01382 202 382

**EDINBURGH:** 136 High Street.  
Tel: 0131 220 6540

**EAST KILBRIDE:** 4 Righard Gate  
(at the back of M&S). Tel: 01355 224 680

**FALKIRK:** 12 Cow Wynd.  
Tel: 01324 624 553

**GLASGOW:** 198/200 Hope Street.  
Tel: 0141 332 5588

**STIRLING:** 14 Barnton Street.  
Tel: 01786 448 263

## NORTHERN IRELAND

**BELFAST:** 70A Castle Court  
(towards back of the Centre).  
Tel: 02890 23 3684

**LISBURN:** 3 Smithfields Square.  
Tel: 02892 634 150



## EIRE

**BLANCHARDSTOWN:** Unit 249a,  
Blanchardstown Shopping Centre, Dublin.  
Tel: 01822 3868

**DUBLIN:** Unit 3, Lower Liffey Street.  
Tel: 01872 5791



## NETHERLANDS

**AMSTERDAM:** Rokin 36.  
Tel: 020 622 3863

**HAARLEM:** Gierstraat 29.  
Tel: 023 551 7677

**ROTTERDAM:**  
Van Oldenbarneveltplaats 452.  
Tel: 010 280 0268



## NORWAY

**OSLO:** Mollergata 5/9, 0179, Oslo.  
Tel: 22332990



## DENMARK

**KØBENHAVN:** Frederiksborggade 5 Kl.  
Tel: 33122217



## SWEDEN

**STOCKHOLM:** Regeringsgatan 30.  
Tel: 8213840

# GAMES WORKSHOP

## INDEPENDENT STOCKISTS

*What your Independent Stockist can do for you!*

Games Workshop products are also sold by a large number of other shops spread throughout the UK. The best of these are advertised here in White Dwarf magazine. Alternatively, there is a complete listing of all the places you can buy Games Workshop products from on our web site ([www.games-workshop.com](http://www.games-workshop.com)). Just to be sure they will have exactly what you want in

stock, we recommend you give them a quick phone call before visiting. If you're still unsure as to where your nearest stockist is located, why not give us a call on 0115 916 8200. Below is a complete listing of all our Independent Stockists. Those stores marked in green do not carry Games Workshop's range of The Lord of The Rings products.

### AVON

**HOGGOSAURUS TOYSTORE:** 3 West Walk, Yate Town Centre, Yate. Tel: 01380 723 841

**MAKIT:** 20 High St, Portishead. Tel: 01275 844 751

### BEDFORDSHIRE

**CUDDLERS:** 16/18 Peacock Market, Leighton Buzzard. Tel: 01525 217415

### BIRMINGHAM AREA

**DIGITAL DRAGONS:** Unit 33, Sutton Shopping Centre, 65 South Parade, Sutton Coldfield. Tel: 0780 854 7329

**ROY'S HOBBIES & TOYS:** 155 New Rd, Rubery. Tel: 0121 453 3280

### BERKSHIRE

**CYBERDYNE:** 63a Northbrook Street, Newbury. Tel: 01635 521211

**HAMMICKS BOOKSHOPS:** 42/43 Princess Square, Bracknell. Tel: 01344 488124

**HAMMICKS BOOKSHOPS:** 20/21 Peascod Street, Windsor. Tel: 01753 856 456

### BUCKINGHAMSHIRE

**TREATS (K.T. SALES LIMITED):** 6 Culverton Hill, Princes Risborough. Tel: 01844 274 785

### CAMBRIDGESHIRE

**CITY CYCLE CENTRE:** 7 Market St, Ely. Tel: 01353 663131

**SPORTS & FASHIONS:** 51 High St, Huntingdon. Tel: 01480 454 541

**TOYMASTER KINGDOM:** 15 Burling Street, Cambridge. Tel: 01223 350386

**WESTGATE DEPARTMENT STORE:** High Street, St. Neots. Tel: 01480 473242

**WESTGATE DEPARTMENT STORE:** Church Street, Wisbech. Tel: 01536 203525

**WESTGATE DEPARTMENT STORE:** Park Road, Peterborough. Tel: 01733 563151

### CHESHIRE

**ABC MODEL SPORT:** 82 Nantwich Rd, Crewe. Tel: 01270 505048

**FUNFAYRE LTD:** 5 Pillary Street, Nantwich. Tel: 01691 670646

**R G MARSH LTD / THE HOBBY SHOP:** 25 Church Street, Runcorn. Tel: 01928 573614

### CLEVELAND

**PEAK ELECTRONICS:** 201 York Rd, Hartlepool. Tel: 01429 233 199

### CORNWALL

**BRICKNELLS:** Bell Lane, Bodmin. Tel: 01202 277088

**MAD FOR MINIATURES:** Unit 20, Market House, Market Hill, St Austell. Tel: 01726 72259

### COUNTY DURHAM

**WINDSOCK MODELS:** 5-7 Fore Bondgate, Bishop's Auckland. Tel: 01388 609 766

### CUMBRIA

**HEATHS:** 76 Dalton Rd, Barrow in Furness. Tel: 01229 820 435

**O'LOUGHLIN'S:** 44 Finkle Street, Kendal. Tel: 01539 723264

**ROBINSON'S MODEL SHOP:** 103 Duke Street, Whitehaven. Tel: 01946 66525

### DERBYSHIRE

**D&E KNOWLES & SONS:** 5 Market Street, Buxton. Tel: 01298 24203

**FREARSONS LTD:** 10 Bridge St, Belper. Tel: 01773 823 244

**SHAWES:** 8 Bank Rd, Matlock. Tel: 01629 582482

### DEVON

**AUSTINS:** Unit 8 Midas Court, Minerva Way, Brunell Road, Newton Abbot. Tel: 01626 333444

**DICE 'N' DUEL:** 65 High Street, Totnes. Tel: 01803 863049

**GAMEZONE MODELS:** 32 Rolle Street, Exmouth. Tel: 01395 267733

**HONITON TOY SHOP:** 85/87 High Street, Honiton. Tel: 01404 43741

**THOMAS MOORE:** 102 Fore Street, Exeter. Tel: 01392 255711

**MAD GOBLIN MINIATURES:** 7 Crosslane, Sidmouth. Tel: 01392 20 39 30

**P.J. HAWKINS & SONS:** 7 Orchard Court, Heron Road, Sowton. Tel: 01392 20 39 30

**THE BATTLEZONE:** 59 Boutport Street, Barnstable. Tel: 01271 321344

**W.G. PILLAR & CO:** 1 Lower Street, Dartmouth. Tel: 01803 832139

**MODEL SHOP:** 30 Royal Pd, Plymouth. Tel: 01752 221 851

**WINGS 'N' WHEELS:** 4 Phoenix Lane, Tiverton. Tel: 01884 242819

### DORSET

**BATTLE-SCAR:** 551-553 Charminster Road, Bournemouth. Tel: 01202 258194

**PURSUIITS:** Digby Road, Sherborne. Tel: 01935 816072

**RAZZAMATAZ:** 5 St Albans Street, Weymouth. Tel: 01305 780601

**WONDERWORLD:** 632 Christchurch Road, Bournemouth. Tel: 01202 394918

**MERYNN'S TOYS & MODELS:** 4 The Shopping Ctr, Gillingham. Tel: 01747 823 888

### ESSEX

**B&M CYCLES:** 13 High Street, Brentwood. Tel: 01277 214342

**GAME ON:** 30 High Street, Saffron Walden. Tel: 01799 506 070

**MARQUEE MODELS:** Unit 79b, The Harvey Centre, Harlow. Tel: 01279 423334

**TOYMASTER KINGDOM:** Unit 37, The Meadows, Chelmsford. Tel: 01245 493355

**TOYMASTER KINGDOM:** 6 Culver St. West, Colchester. Tel: 01206 544344

### GLOUCESTERSHIRE

**CHELGAMES:** 1 Chasely Crescent, Upper Hatherley. Tel: 01242 269370

**CYBERDYNE:** 15 Union Street, Cornhill, Stroud. Tel: 01453 767722

**TOY ZONE:** 7 High St, Tewkesbury. Tel: 01684 295 776

### HAMPSHIRE

**ALTON MODEL CENTRE:** 7a Normandy Street, Alton. Tel: 01420 542244

**DARKSTAR:** 155 Cove Road, Farnborough. Tel: 01252 376050

**ESDEVIVUM GAMES LTD:** 6 Wellington Street, Aldershot. Tel: 01420 89900

**FAREHAM TOYS AND HOBBIES:** Unit 33, Fareham Shopping Centre, Fareham. Tel: 01329 282183

**FOLLY MODELS:** Folly Arcade, Petersfield. Tel: 01730 267 932

**HOGGOSAURUS TOYSTORE:** 20 Chantry Centre, Andover. Tel: 01380 723 841

**PAUL'S HOBBY SHOP:** 34 Wellington Way, Waterlooville. Tel: 01705 259186

**SOUTHSEA MODELS:** 69 Albert Road, Southsea. Tel: 01705 733208

**TOYS OF NEW MILTON:** 71 Station Road, New Milton. Tel: 01425 617805

**TOYS OF RINGWOOD:** 8 The Furlong, Ringwood. Tel: 01425 479444

**ROUNDABOUT:** 17 The Hundred, Romsey. Tel: 01794 521 027

**THE GAMES SHOP:** 6 Wellington Street, Aldershot. Tel: 01252 311443

### HEREFORDSHIRE

**HEREFORD MODEL SHOP:** 4 Commercial Road, Union Street. Tel: 01432 352809

**REVOLUTIONS:** 48 Broad St, Ross on Wye. Tel: 01989 562 639

**MARTIN'S MODELS & CRAFTS:** 26 West St, Leominster. Tel: 01568 613 782

### HERTFORDSHIRE

**BOARDMANS:** 14-16 North Street, Bishop's Stortford. Tel: 01279 654 033

**CHORLEYWOOD MODELS:** 4 Lower Road, Chorleywood. Tel: 01923 284 313

**COMICS UNLIMITED:** Unit 11, The Arcade, Letchworth. Tel: 01462 480018

**HAMLINS:** 231 High Street, Berkhamsted. Tel: 01684 591 117

**K S MODELS:** 19 Middle Row, Stevenage. Tel: 01438 746616

**MAINLY MODELS:** 66 Hermitage Road, Hitchin. Tel: 01462 422204

**MARQUEE MODELS:** Unit 5, The Marquee, Railway Street, Hertford. Tel: 01992 504718

**TOYSHOP:** 25 High Street, Royston. Tel: 01763 243270

**TOYS TOYS TOYS:** 47 Howard Centre, Welwyn Garden City. Tel: 01707 391319

### ISLE OF WIGHT

**FUN, FACT AND FANTASY:** 1-3 St Johns Road, Ryde. Tel: 01983 617323

**WIGHT WORLD OF WARGAMES:** 14 Carisbrooke Road, Newport. Tel: 01983 530200

**THE SPORTS & MODEL SHOP:** 9 Union St, Ryde. Tel: 01983 862454

### KENT

**A.J. BLUNDELL & SON:** 27 High Street, Sittingbourne. Tel: 01795 424 371

**DEAL PRAMS:** 30 Mill Hill, Deal. Tel: 01304 366 080

**G2 COMPUTERS LTD:** 28 Country Square, Ashford. Tel: 01233 663996

**KIT KRAZY:** 303 The Broadway, Bexley Heath. Tel: 0208 2987177

**MANKLOWS:** 44 Seal Road, Sevenoaks. Tel: 01732 454952

**TIME & SPACE:** 80 High Street, Broadstairs. Tel: 01843 866006

**THE STAMP CENTRE:** 45 High St, Gravesend. Tel: 01474 534166

**WHITES:** Stone St, Cranbrook. Tel: 01580 713298

**BAZAAR 58:** 58 High St, Broadstairs. Tel: 01843 862425

### LANCASHIRE

**A & B GAMES:** 57 Chapel Street, Chorley. Tel: 01257 261833

**ARTHUR BENN:** 4 St James St, Burnley. Tel: 01282 422 546

**HAMMICKS BOOKSHOP:** 46/47 The Spindles Centre, Oldham. Tel: 0161 6205643

**MERCER & SONS:** 21-27 Northgate, Blackburn. Tel: 01254 52701

**RICHARD LANCASTER:** 35-37 Queen St, Morecambe. Tel: 01524 410 304

**ROSSENDALE MODELS:** 3 Bank Street, Rossendale. Tel: 01706 250007

**TWIN SUNS:** 125-127 Blackburn Road, Accrington. Tel: 01254 386665

**WIGAN MODEL CTR:** 58 Market St, Wigan. Tel: 01942 245 683

### LEICESTERSHIRE

**PUNCTILIO MODEL SPOT:** 1-3 Waterloo Rd, Hinckley. Tel: 01455 230 952

**STEVE'S MODELS:** Bullens Courtyard, Mill Lane Mews, Ashby-de-la-Zouch. Tel: 01530 416827

## LINCOLNSHIRE AREA

**ACCESS MODELS:** 16 Market Place, Grantham.  
Tel: 01476 592001  
**CASTALINE:** 18-20 Uppgate, Louth. Tel: 01507 602149  
**MASON'S MODELS:** 20 New Road, Spalding. Tel: 01775 722456  
**WESTGATE DEPARTMENT STORE:** 7 Market Place, Spalding.

## MANCHESTER AREA

**STEVE WEBB MODELS & HOBBIES:** 80 Church Street, Frodsham, Warrington. Tel: 01928 735225  
**TOYMASTER:** 3/5 Silk Street, Leigh. Tel: 01942 671116

## MERSEYSIDE AREA

**FIRESIDE MINIATURES:** 206 Liscard Rd, Liscard, Waitasey.  
Tel: 0151 691 1683  
**RS MODELS:** 69 Telegraph Rd, Heswall, Wirral.  
Tel: 0151 348 4363

## MIDDLESEX

**A BOVILL WRIGHT LTD:** 127 High Street, Uxbridge.  
Tel: 01895 450 304

## NORFOLK

**AUTO LOCO BJ+MJ RX:** 10 Station Road, Sheringham.  
Tel: 01263 821777  
**EMPIRE:** 121 Norfolk Street, Kings Lynn. Tel: 01553 765 174  
**HUNSTANTON MODELS:** 248 High Street, Hunstanton.  
Tel: 01485 533324 / 834466  
**WESTGATE DEPARTMENT STORE:** Vancouver Centre, Kings Lynn. Tel: 01553 760981  
**MEDLAND TOYS:** 26-28 Church Street, Cromer.  
Tel: 01263 512177  
**STARLINGS - TOYMASTER:** 31/33 High Street, Sheringham.  
Tel: 01263 822368  
**STARLINGS-TOYMASTER:** 12 High Street, Holt.  
Tel: 01263 713101  
**TOYMASTER KINGDOM:** 15 Car Street, Ipswich.  
Tel: 01473 253045  
**YOUNGSTERS WORLD:** 28a High St, East Dereham.  
Tel: 01788 562 372  
**BLACKFISH GAMES:** North Walsham. Tel: 01692 403 372

## NORTHAMPTONSHIRE

**GREEN ANGEL CARDS & GAMES:** 165 Mill Road, Kettering.  
Tel: 01536 359 248  
**OSBORNE SPORTS & TOYS:** 118 High Street, Rushden.  
Tel: 01933 312415  
**TOYMASTER KINGDOM:** 53 Newlands, Kettering.  
Tel: 01536 512507  
**WESTGATE DEPARTMENT STORE:** Elizabeth Street, Corby.  
Tel: 01536 203525

## NORTHUMBERLAND

**FAIRPLAY:** 1A Pudding Mews, Hexham. Tel: 01434 606678

## NOTTINGHAMSHIRE

**ACCESS MODELS:** 43-45 Castle Gate, Newark.  
Tel: 01636 673116  
**GREENS SUPERSTORE:** 43 Stodman Street, Newark.  
Tel: 01636 611211  
**GREENS SUPERSTORE:** 4/5 Spa Lane, Retford.  
Tel: 01777 700330  
**GREENS SUPERSTORE:** 9 Bridge Court, Worksop.  
Tel: 01909 431330  
**GREENS SUPERSTORE:** Broadmarsh Centre, Nottingham.  
**GREENS SUPERSTORE:** The State Building, Church Street, Gainsborough. Tel: 01427 676000  
**ILKESTON CO-OP:** 12 South St, Ilkeston. Tel: 0115 932 7777  
**MODEL BASE:** 19 Gateford St, Worksop. Tel: 01909 501 752  
**MORTON'S MODELS:** 12 Bridge St, Mansfield. Tel: 01623 22215

## OXFORDSHIRE

**DENTONS:** 202 The Broadway, Didcot. Tel: 01235 816566  
**DENTONS:** 1 High Street, Witney. Tel: 01993 704 979  
**TRINDER BROS:** 2-4 Broad Street, Banbury. Tel: 01295 262 546

## SOMERSET

**BRIGHT SPARKS:** 4c Kenn Road, Clevedon. Tel: 01275 341819  
**GRIFFINS GAMES:** 9 The Centre, Weston Super-Mare.  
Tel: 01934 429799  
**G.W. HURLEY:** 27 / 29 High Street, Burnham On Sea.  
Tel: 01278 789281  
**JULIANS T/AS THE TOY CUPBOARD:** 1 Pier Street, Burnham On Sea. Tel: 01278 782980  
**JUST FOR FUN TOYMASTER:** 4C Ken Road, Clevedon.  
Tel: 01275 341819  
**KRACKERS:** 5 Bath Place, Taunton. Tel: 01823 335057  
**THE ELLENBRAY PRESS:** The Old Library, Westway, Frome.  
Tel: 01373 462139  
**WELLS MODELS:** The Old Chapel Bakery, Union St, Wells.  
Tel: 01749 675 262  
**YEOVIL COLLECTORS CENTRE:** 16 Hendford, Yeovil.  
Tel: 01935 433739

## SHROPSHIRE

**FUNFAYRE LTD:** 30 Church Street, Oswestry.  
**FUNFAYRE LTD:** 7 Claremont Street, Shrewsbury.  
Tel: 01743 233647  
**SANDA GAMES:** 4 Albert Place, Donnington, Telford.  
Tel: 01952 676722  
**QUESTING KNIGHT GAMES:** 6 Old Bakery Row, The Parade, Wellington, Telford. Tel: 01952 417747  
**HOBBY HORSE:** 62 Whitburn St, Bridgenorth.  
Tel: 01746 766 659

## STAFFORDSHIRE

**ALASAGER TOYS & MODELS:** 58 Sanbach Rd South, Alsager, Stoke on Trent. Tel: 01270 882871  
**J. W. BAGNALL:** 18-20 Salter Street, Stafford.  
Tel: 01785 223349  
**THE OLD BELL:** 9 Lower Gungate, Tamworth.  
Tel: 01827 310 320  
**TOO FAT GOBLINZ:** Unit 3, The Colonade, East Gate Street, Stafford. Tel: 01785 244499  
**THE TOYBOX:** The Maltings, Uttoxeter. Tel: 01889 565 357

## SUFFOLK

**HALESWORTH TOY SHOP:** The Thoroughfare, Halesworth.  
Tel: 01986 874270  
**MODEL JUNCTION:** 10 Whitting St, Bury St Edmunds.  
Tel: 01284 753 456  
**TOY BOX:** 32 New Market, Beccles. Tel: 01502 712785  
**TOYMASTER KINGDOM:** Gaoi Lane, Sudbury. Tel: 01787 372238  
**TOYMASTER KINGDOM:** 62 Cornhill, Bury St Edmunds.  
Tel: 01284 761646  
**TOYMASTER KINGDOM:** 56 London Rd (North), Lowestoft.  
Tel: 01502 565688  
**TOYTOWN:** 8 Church Street, Woodbridge. Tel: 01394 383170  
**WESTGATE DEPARTMENT STORE:** 141 London Road, Lowestoft. Tel: 01502 512444  
**WESTGATE DEPARTMENT STORE:** Market Place, Diss.

## SURREY

**DORKING MODELS:** 12-13 West Street, Dorking.  
Tel: 01306 881747  
**HAMMICKS BOOKSHOP:** 12-13 Belfry Ctr, Redhill.  
Tel: 01737 770334  
**HAPPICRAFT:** 144 The Centre, High Street. Tel: 0208 890 4211  
**NASEEM:** 58 High Street, Walton on Thames.  
Tel: 01932 262560  
**TAYLORS TOYS & SPORTS:** 10 Chipstead Valley Road, Coulsden.  
Tel: 0208 860 0710  
**THE TOY SHOP:** 69 High Street, Reigate. Tel: 01737 245300

## SUSSEX AREA

**BIG KIDS TOY SHOP:** 2 Clinton Place, Seaford.  
Tel: 01323 899099  
**CHICHESTER TOYS:** 53 South Street, Chichester.  
Tel: 01243 788055  
**GENTLE GALLERY:** 2 Shelly House, Bishopric, Horsham, West Sussex. Tel: 01403 258567  
**GENTLE GALLERY:** 94 High Street, Steyning, West Sussex.  
Tel: 01903 812933  
**HEATH MODELS & TOYS:** 25 Sussex Road, Haywards Heath.  
Tel: 01444 459785  
**IDEAL FOR KIDS:** 13 Guildbourne Centre, Worthing.  
Tel: 01903 208203  
**K C'S GAMES SHOP:** 31 West Buildings, Worthing.  
Tel: 01903 237983  
**TRAINS MODELS AND HOBBIES:** Shop 1, Hartfield Court, High Street, Bognor Regis. Tel: 01243 864727

## TYNE AND WEAR AREA

**S.R. GLADSTONE & SON:** 99 Bedford St, North Shields.  
Tel: 0191 257 0335  
**COATS MODELS:** 44 Market Place, South Shields.  
Tel: 0191 427 7644

## WILTSHIRE

**BOURTON MODEL RAILWAY:** Box Bush, High Street.  
Tel: 01451 820686  
**CYBERDYNE:** 15 The Shires Centre, Trowbridge.  
Tel: 01225 775980  
**H DUCK:** 114 High Street Marlborough. Tel: 01672 512170  
**HOGGSAURUS TOYSTORE:** 29-30 Maryport St, Devizes.  
Tel: 01380 723 841  
**RAW MODELS:** 3-5 East Street, Warminster. Tel: 01985 215418

## WARWICKSHIRE

**JOTO RAILWAYS & MODELS:** 7 Lawrence Sheriff St, Rugby.  
Tel: 01788 562 372  
**NEUNATEON BOOKSHOP:** 24 Abbey Street, Nuneaton.  
Tel: 02476 342000  
**WARGAMES WAREHOUSE:** Queens arcade, Nuneaton.

## WORCESTERSHIRE

**ELECTRONIC DUNGEON:** 4a Graham Road, Great Malvern, Worcester. Tel: 01684 891619  
**MODEL MAYHEM:** 51 Bridge St, Evesham. Tel: 01386 421431  
**THE STRONGHOLD:** 27 Unicorn Mill, Redditch. Tel: 01527 60799  
**T.P. ACTIVITY TOYS:** Severn Road, Stourport on Severn.  
Tel: 01299 872800

## YORKSHIRE AREA

**GREENS SUPERSTORE:** 6/8 Market Hill, Scunthorpe.  
Tel: 01724 271020  
**GREENS SUPERSTORE:** 49 Crystal Peaks Shopping Centre, Sheffield. Tel: 0114 247 5749  
**GREENS SUPERSTORE:** Meadowhall Shopping Centre, Sheffield.  
Tel: 0114 256 9979  
**GREENS SUPERSTORE:** 16 Market Street, Huddersfield.  
Tel: 01484 544664  
**KITCRAFT:** 46 Shambles St, Barnsley. Tel: 01226 206080  
**MAGAZINE WORLD:** 2-6 Commercial Street, Halifax.  
Tel: 01422 330547  
**MAYFAIR TOYMASTER:** Wednesday Market, Beverly, Hull.  
Tel: 0482 862777  
**SHERMANS MODEL SHOP:** 19 Dunstall Street, Scunthorpe, South Humberston. Tel: 01724 842439  
**SPACE MYTH & MAGIC:** 39-40 Queen Street, Scarborough.  
Tel: 01723 501821  
**WESTGATE DEPARTMENT STORE:** Middleton Grange Shopping Centre, Hartlepool.  
**WESTGATE DEPARTMENT STORE:** 17-25 High Street, Scunthorpe, South Humberston. Tel: 01724 281888  
**WHITEGRACE LTD T/AS KITCRAFT:** 3 Kendray Street, Barnsley.  
Tel: 01226 206080  
**COMPUTER & GAMES CENTRE:** 34 St Nicholas Cliff, Scarborough. Tel: 01723 500505

## LONDON

**FREDERICK BECK LTD:** 22-26 Camden Passage, Islington.  
Tel: 0207 226 3403  
**HARRODS:** Knightsbridge.  
**J.H. LORIMER LTD:** Satchwell House, Clifford Road.  
Tel: 0181 656 6625  
**JOHN SANDERS:** 77-79 High Street, Ruislip. Tel: 01895 634848  
**LEISURE GAMES:** 91 Ballards Lane, Finchley.  
Tel: 0208 346 2327  
**N20 TOYS:** 1348 High Road, Whetstone. Tel: 0208 445 7621  
**TOYSTOP:** 377 Upper Richmond Road West, East Sheen.  
Tel: 0208 876 5229  
**WESTGATE DEPARTMENT STORE:** 145 High Street, The Harlequin Centre, Watford.  
**ELYS:** 16 St Georges Rd, Wimbledon. Tel: 0208 946 9191  
**ROSSIS OF LONDON:** 265 Chingford Mount Rd, Chingford.  
Tel: 0207 529 1920

## CHANNEL ISLANDS

**ALADINS CAVE LTD:** Les Canus Road, Capelles, Jersey.  
Tel: 01481 728469  
**CARDUSEL:** 36 Commercial Arcade, St. Peters Port.  
Tel: 01481 721721  
**THE LITTLE SHOP:** 12 Conway Street, St. Helier.  
Tel: 01534 732187

## WALES

**ALBATROSS:** 29 Pier st, Aberystwyth, Dyfed. Tel: 01970 617836  
**ARTISTS CORNER:** 7 Beaufort Sq, Chepstow. Tel: 01291 627 393  
**BRITE IDEAS:** Unit 1, Bank Street, Wrexham. Tel: 01978 758451  
**CHARLIE'S STORES:** Market St, Newtown. Tel: 01686 625 313  
**COMIX SHOPPE:** 13 Shoppers Walk, Swansea.  
Tel: 01792 642097  
**J. CLARK TOYS & GIFTS:** 13-15 High St, Brecon.  
Tel: 01874 622 865

## SOUTH AFRICA

**WIZARDS WAREHOUSE:** Lower Level, Eden Mall, Van Riebeck Avenue, Eden Vale. Tel: 0027 21 683 0360  
**ESSWEX RETAIL:** Shop 20A, Northcliffe Corner Shopping Centre, Corner of D.F. Malan Drive & Lawley Avenue, Roosevelt Park, Johannesburg. Tel: 0027 11 8883619

## MALTA

**ICON LTD:** 83, Triq Misrah Il-Barrieri, Msida.  
Tel: 00356 227999

## GREECE

**FANTASY SHOP:** 3 Septemvriou 103, Athens 10434. Tel: 00301 8231072

## UNITED ARAB EMIRATES

**HOBBYLAND TRADING:** PO Box 26489, Dubai.  
Tel: 0097 14 3493326

# GAMES WORKSHOP

If you are 16 or older you can join the Games Workshop Store Club – a unique group whose members can participate in the various events and special schemes at selected Games Workshop stores.

## STORE CLUB NIGHTS...

Many GW stores run Store Club nights when the doors are closed to the general public, so they can concentrate on gaming, painting or whatever other hobby activities the club members prefer. The idea is that the staff and members can relax and play games in a friendly atmosphere, or use the shop facilities for demonstrations, scenery making, painting or whatever appeals to you and the group. Overall, we aim to provide a facility for hobbyists to either paint, game or just hang-out in a friendly, informal environment.

## CAN I STILL BUY STUFF ON STORE CLUB NIGHT?

Of course – though you might have to wait until the shop manager has rolled those dice and finished his round of combat! You can also order anything the store doesn't have, by means of the in-store Mail Order system. In fact, we plan to put extra staff on the Mail Order phones on Store Club nights to make sure there is always someone to take your order and answer any queries you might have about our extensive product ranges. This way you can all benefit from clubbing together and only pay the delivery charges once.

## WHAT ABOUT SPECIALIST GAMES?

You can play, paint or just chat about any of Games Workshop's ranges of games, including all the Specialist games, such as Necromunda, Epic 40,000 and Blood Bowl.

Organising the activities is up to the club members, with the approval of the store staff, and there's no



*Maybe you enjoy the immense firefights and dramatic sweeping conflict that is Epic 40,000...*



*...or perhaps you prefer the fantasy football carnage that is Blood Bowl.*

reason why you can't organise a Blood Bowl tournament, run a Necromunda league or demo Epic 40,000, to give just a few examples.

## WHAT ELSE WILL THE STORE CLUBS BE DOING?

The truth is we have loads of ideas and keep coming up with new ones every day! But we'll take our cue from what you, the club members, want to do. We'd like to see more inter-regional tournaments for example, and it would be great to organise seminars or painting masterclasses with some of the more well known players and painters (mentioning no names... we'll see who we can tempt to join in). Another idea is to hold preview evenings when we can show you new and forthcoming products – hot off the press as it were.

## GREAT – WHERE CAN I SIGN UP?


Registration is as simple as a phone call. Calling Mail Order will allow you to sign up to the scheme within a few minutes. You can do this from home, or just use the store's phone next time you are visiting. Once you have signed up, we'll send you your personal membership card.

## STORE CLUB TIPS

- Use the notice board. It's a good idea to let other gamers know what you're into or where your club is, and what activities you have planned.
- If you're leaving the area, let a member of staff know. They'll contact the nearest store to your new location.
- Welcome new members. The worst kind of club is one that no-one wants to join!
- You don't have to play a game or paint any models at a Games Workshop Store Club. Just drop in for a chat about the hobby whenever you like.
- Experiment! Use the time to explore the hobby in new ways.
- Share your own hobby skills. Run some masterclasses if you're an expert in a particular aspect of the hobby.
- Run some local events. Get in touch with other Games Workshop Store Clubs or local independent GW gaming clubs and run some events. Perhaps a regional tournament or painting competition would go down well.



*Clubs Nights are a chance for staff to join in.*



*Plan out your own campaigns and scenarios with other gamers.*

# STORE CLUBS



*Put your hobby knowledge to the test against other gamers.*



*Whatever your hobby interest, the club is a good place to meet people with similar ideas.*

## THE MAIDSTONE STORE CLUB IN ACTION!

The club has been operating successfully for about six months now. On average the number of guys and girls attending is about 25 members, and we have had over 30 on some occasions. Ages range from 17 to 45 years old at the moment.

Warhammer and Warhammer 40,000 are played most of the time, but Specialist games are also encouraged. Some of the games that have attracted interest are Inquisitor, Space Hulk, and Battlefleet Gothic. We currently have a Blood Bowl league running with about ten teams taking part, about half of which were purchased through the in-store Mail Order service.

Club members vary from complete novices to battle hardened veterans. We also have parents who were curious as to what the 'latest thing' is all about, then decided they quite like it too.

The club provides a friendly and relaxed environment where help and advice is shared between members on all aspects of the hobby,

anything from modelling tips, painting techniques and terrain building, to making an army list or building a gaming table.

When we asked members why they came to Tuesday nights, a number of common reasons kept cropping up. They come to enjoy themselves and have fun, make new friends who share a common interest, and get tips and advice about the hobby. As for the staff, we want our club (and ultimately the store) to be successful, so we do what it takes to make it that way, and have loads of fun along the way!

*Mick Clark*

*Games Workshop Maidstone*



*Exchange painting tips, modelling advice, and gaming tactics with other like minded hobbyists.*

## All of our Games Workshop stores run Veteran's Nights every Tuesday evening.

If you're an experienced gamer with plenty of experience on the battlefield, then Veteran's Night will suit you perfectly.

You can play games against equally experienced opponents, share ideas about all aspects of the hobby and play whatever Games Workshop games system you like. Alternatively, just come along and chat about the hobby with like-minded individuals.

This activity is run in every Games Workshop store that opens late on Tuesdays, however some of our stores, shown here, go one step further and run the Store Clubs!

## The following stores all run Store Clubs.

- ABERDEEN:** Unit 1, 30/40 Upper Kirkgate. Tel: 01224 621 261
- BIRMINGHAM:** 116 Corporation Street. Tel: 0121 236 7880
- BRIGHTON:** 7 Nile Street. Tel: 01273 203 333
- CANTERBURY:** Unit 5, Iron Bar Lane. Tel: 01227 452 880
- CHELMSFORD:** Unit 4C, Phase 2, The Meadows Centre. Tel: 01245 490 048
- DUNDEE:** 110 Commercial Street. Tel: 01382 202 382
- ENFIELD:** 3/5 Genotin Road. Tel: 0208 363 3238
- EXETER:** 12 Paris Street. Tel: 01392 490305
- HEMEL HEMPSTEAD:** 16 Bridge Street. Tel: 01442 249 752
- KINGSTON ON THAMES:** 33 Fife Road. Tel: 0208 549 5224
- LEICESTER:** Unit 2,16/20 Silver Street. Tel: 0116 253 0510
- LIVERPOOL:** 47 Lord Street. Tel: 0151 258 1404
- MAIDSTONE:** Unit 6, 1/9 Pudding Lane. Tel: 01622 677 435
- MANCHESTER:** Unit R35, Mardens Way South, Arndale Centre. Tel: 0161 834 6871
- NEWCASTLE:** 63 Clayton Street. Tel: 0191 232 2418
- NORWICH:** 12-14 Exchange Street. Tel: 01603 767 656
- NOTTINGHAM:** 34a Friar Lane. Tel: 0115 948 0651
- OXFORD:** 1A Bush House, New Inn, Hall Street. Tel: 01865 242 182
- POOLE:** Unit 12 Towngate Centre, High Street. Tel: 01202 685 634
- PORTSMOUTH:** 34 Arundel Street. Tel: 02392 876 266
- PRESTON:** 15 Miller Arcade. Tel: 01772 821 855
- SHEFFIELD:** 16 Fitzwilliam Gate. Tel: 0114 275 0114
- SOUTHEND:** 12 Southchurch Road. Tel: 01702 461 251
- STOCKPORT:** 32 Mersey Square. Tel: 0161 474 1427
- SWANSEA:** 45 Princess Way. Tel: 01792 463 969
- YORK:** 13A Lendal. Tel: 01904 628 014

Based on the popular strip in *Warhammer Monthly*, Bobby Wong's incredible *Bloodquest* diorama won the Slayer Sword at the 2001 US Golden Demon awards. We were so impressed that we asked Bobby to the GW Studio so we could take a closer look!

## BOBBY WONG'S BLOODQUEST

US Golden Demon Awards 2001 Slayer Sword Winner



### LEONATOS

Bobby wanted Leonatos to be the focal point of the diorama as he is the central character in *Bloodquest*. Leonatos is made from approximately 85 components, but the majority of these are tiny rivets! Most of the model is made from a variety of Space Marine plastic parts, demonstrating just how versatile the kits can be. His legs are from an Assault Marine and have been repositioned, whilst the torso is from the Tactical Squad command sprue.

Bobby is a very conscientious modeller and has recorded the development of his models every step of the way. You can see his excellent website at: <http://miniature-art.tripod.com>



### PROTEUS

In the *Bloodquest* comic, Proteus often runs into battle with Cloten. Bobby filed off the hair on the miniature and then added an antenna to the headset.





**VETERAN BROTHER CLOTEN**

Cloten is a favourite character of many Bloodquest fans and Bobby wanted to model him making a headlong charge into battle. Cloten's axe is made from plasticard, spikes from the Chaos Warriors accessory sprue and the front nozzle of a plastic Space Marine flamer.



**BROTHER PALEMON**

Brother Palemon was the easiest model to convert. Bobby chose a classic shooting pose as he is often depicted giving Cloten covering fire during an assault. Palemon's head is from the Warhammer Chaos Warriors accessory sprue.



**SERGEANT TRANIO**

Sergeant Tranio is often pictured directing the other Exiles into battle, so that's how Bobby chose to depict him. Bobby modelled Tranio with a receding hairline and repositioned both of his arms to give a more dramatic pose.



Bobby Wang, pictured receiving the Slayer Sword at the US Golden Demon Awards 2001.









**GAMESDAY GOLDEN DEMON 2002**

Entry Number *0744*

**OFFICIAL ENTRY FORM**  
IMPORTANT! Please fill in a separate entry form for each entry!

Name *Andy Bard*  
Address *34 High Street, Blidworth-on-Sea, Bindlesbire*  
Postcode *BD19 4CL*  
Telephone Number *0257 75356*

Category Name & Number *Warhammer 40,000 Single Miniature (1)*  
Description of entry *Khorne Bloodletter Champion*

**FOR OFFICIAL USE ONLY**  
Category Number  

1	2	3	4	5	6	7	8	9	10	YB	OC
---	---	---	---	---	---	---	---	---	----	----	----

**GOLDEN DEMON Competitor's Receipt**

0744

IMPORTANT: Retain this half of your receipt. You must present it when you collect your model, so do not lose it!

Category Number  

1	2	3	4	5	6	7	8	9	10	YB	OC
---	---	---	---	---	---	---	---	---	----	----	----

**GOLDEN DEMON Entry Number**

0744

Please give your entry and this half of your receipt to the Entry Marshal.

Category Number  

1	2	3	4	5	6	7	8	9	10	YB	OC
---	---	---	---	---	---	---	---	---	----	----	----

**GOLDEN DEMON Number**

0744

Category Number  

1	2	3	4	5	6	7	8	9	10	YB	OC
---	---	---	---	---	---	---	---	---	----	----	----

photocopied from the Golden Demon article in White Dwarf 267. Printed versions will also be handed out on the morning of the event. Obviously you should have filled in as much information as you can *before* you reach the booking-in tables.

Once you reach the booking-in table, hand over your entry form and you will receive a competitor's receipt/entry number card. A number will be printed on both parts of this card (see the example above). This number will be recorded on your entry form and the category number will be circled on all three items. Your entry card will then be carefully filed and you will be given a Golden Demon competitor's sticker.

Now your entry has been allocated a number, all that is left is to place your miniature on the appropriate category table. From the booking-in table, move through onto the balcony where you will find the individual categories designated by large, hard to miss posters!

**CATEGORY TABLES**

The first category you will reach is the Young Bloods, which is always the most popular. The Open Competition is situated at the far end. In between these two categories are the eleven Golden Demon categories including the new The Lord of The Rings film scene category and the winning entries area. When you reach the appropriate table, hand over your miniature and the entry

number part of the card to a staff member who will display the entry on the card behind a glass screen. Make sure you keep the competitor's receipt part of the card safe as you will need this to collect your entry later (no receipt – no miniature!).

**RUNNING REPAIRS**

If entries become damaged, repairs can be made at the repair table which will be situated next to the booking-in area. Carrying cases or packing you may have for transporting your entries cannot be left in the Golden Demon area and must be taken away by entrants (bringing a rucksack is a good idea).

**MAKING THE GRADE**

The judges mark all entries that have made the first round cut by placing a small, round, green sticker on the relevant entry number card. These successful entries are then moved to the winning entries area and displayed in the appropriate category. It is from these groups of entries that the first, second and third place winners for each category are chosen.

**COLLECTING YOUR ENTRIES**

After 1pm all entries not in the winning area can be collected. Simply locate your miniature and present your competitor's receipt to a staff member who will check that the number on your

receipt is the same as the number on the entry number card, and will hand you your entry.

**AND THE WINNER IS:**

By 2.45pm the names of the Golden Demon winners will be called out over the arena tannoy system and they will be asked to gather in the presentation area close to the booking-in area. At 3pm the judges will present the trophies to the winners of the 11 Golden Demon categories, the Young Bloods and the Open competition.

All the winners are invited to Nottingham where White Dwarf editor Paul Sawyer will give a tour around Games Workshop HQ, and the winning miniatures will be photographed for inclusion in a future issue of White Dwarf.

**THERE CAN BE ONLY ONE**

At 4pm the 1st place winners from each category will be introduced on the Games Day stage, and one of these twelve skilled painters will become the Slayer Sword winner. After a brief introduction, a GW Studio personality will open the all-important envelope and announce the winner of this year's tournament, who will then strike the traditional pose by lifting the Slayer Sword in triumph.

Good luck!

# SPECIALIST

## GAMES RANGE

Games for the Dedicated Hobbyist

Warhammer and Warhammer 40,000 are not the only great games that Games Workshop has produced over the years. Up until now these games were only released for a limited period of time and then taken off sale. However, such has been the demand to keep these games in print, we've decided to make seven of them available permanently. We've called them the Games Workshop Specialist Games Range, and below we answer some of the more commonly asked questions about the range.

### WHICH GAMES ARE IN THE SPECIALIST GAMES RANGE?

The range currently consists of Inquisitor, Warmaster, Mordheim, Battlefleet Gothic, Blood Bowl, Necromunda and Epic 40,000. If new specialist games are produced by Games Workshop then they will be added to the range as soon as they come out.

### WHY ARE THEY CALLED SPECIALIST GAMES?

We've decided to use the term 'specialist games' to cover these titles as they tend to appeal to older and more experienced gamers who have 'cut their teeth' on either Warhammer or Warhammer 40,000 and are looking for something new to try


out. Or, to put it another way, we see the specialist games as primarily for veteran players with specialised tastes. In addition, the specialist games tend to cover more specialised subjects than Warhammer or Warhammer 40,000. Mordheim, for example, is set in one city in the Warhammer world in a specific period of the Warhammer world's history, while Battlefleet Gothic deals with spaceship combat in the Warhammer 40,000 Galaxy, and so on.

### WILL THERE BE NEW STUFF FOR THESE GAMES?


Yes there will! We'll be bringing out magazines, annuals and new miniatures




*Blood Bowl:  
Thrud the Barbarian*



Control gigantic Titan war machines or command massive armies with Epic 40,000



Fight vicious battles in the hives of Necromunda with this Warhammer 40,000 skirmish game.



Command huge armies and lead them to victory to prove you are the greatest general in the Warhammer world!




Take on the role of a powerful Inquisitor and do battle against rival factions in this super-detailed narrative wargame.



Lead your warband into the ruined city of Mordheim in this Warhammer skirmish game



Fight huge battles between fleets of spacecraft with Battlefleet Gothic



Lead your team to bloody victory in Blood Bowl, the game of fantasy football.

*Warmaster:  
Knights of the White Wolf*



*Battlefleet Gothic:  
Retaliator Class Grand Cruiser*



for all of the games in the Specialist Games Range. This is already happening – all of the miniatures pictured on these pages were released within the last few months.

#### **WILL YOU KEEP MAKING NEW STUFF FOR THESE GAMES FOREVER?**

As long as the demand is there and you're playing the games then we'll keep on supporting them and bringing out new material for them. Watch out for details of new Specialist Games Range releases in each White Dwarf.

#### **CAN YOU TELL US MORE ABOUT THE MAGAZINES?**

Each of the games in the Specialist Games Range has its own magazine. The magazines provide new rules, articles, details of new releases, news and gossip, designer's notes, a gaming contact section and an events calendar. Our aim is to make the magazines a 'must-have' item for dedicated players of the game that the magazine covers. In addition, White Dwarf will also publish articles about the games in the range.

#### **WHAT ARE THE ANNUALS?**

Once a year we will bring out an annual for each game in the Specialist Games Range. These annuals will contain the rules for any new models released in the previous year, as well as official errata, Q&A and new rules for the game covered. Basically, as long as you have the game and the latest annual then you will know that you are completely up to date on the game rules.

#### **DOES THE SPECIALIST GAMES RANGE HAVE A WEBSITE?**

Yes it does! You can find out about new releases and order on-line by visiting the Specialist Games Range page of the Games Workshop website at [www.specialist-games.com](http://www.specialist-games.com). We're gradually adding community sites for each of the games in the range, which will include archives, chat rooms, links to cool fan sites and other bits and pieces.

#### **HOW DO I GET HOLD OF THE GAMES AND MINIATURES IN THE SPECIALIST GAMES RANGE?**

You should ask your local Games Workshop stockist if they carry the Specialist Games Range. If you can't get hold of the games from your local shop then the full range is carried by Games Workshop Mail Order, and can be ordered on-line from the Games Workshop website at [www.games-workshop.com](http://www.games-workshop.com).

#### **SO WHAT'S NEW THIS MONTH?**

This month we are re-releasing one of the all-time favourites of the Specialist Games Range. That's right, Blood Bowl is back, and it's better than ever! With new rules, brand new teams, and excellent new models, the game of fantasy football has just got even more fantastic! Also making a welcome return in the near future is the Blood Bowl Magazine. Full of news, articles and new releases, the Blood Bowl Magazine is an invaluable asset to all Blood Bowl players.



*Blood Bowl:  
Amazon*



*Blood Bowl:  
Lizardman Kroxigor*



*Blood Bowl:  
Lizardman Star Player*

The Specialist Games Range is available from selected stockists and Games Workshop Mail Order. Visit the Specialist Games Range website at [www.specialist-games.com](http://www.specialist-games.com)

Battlefleet Gothic is one of the seven superb games in our Specialist Games Range. The game covers ship to ship combat in the Warhammer 40,000 galaxy, and allows players to command fleets of mighty spaceships. In this short battle report we see what happens when an Imperial fleet takes on a new menace – the Necrons...

We've just put the finishing touches to the official rules for the Necron ship models recently released by the Fanatic design team. An early 'experimental' version of the Necron fleet rules have already been published in Fanatic's bimonthly Battlefleet Gothic Magazine, and feedback from players about these rules has allowed us to fine-tune the rules into the final version which will be

# DESTROY THE TOMBSHIP!

**A Battlefleet Gothic battle report by Jervis Johnson and Andy Hall**

published in the Battlefleet Gothic Annual later this year. As the new Codex Necrons for Warhammer 40,000 will be out soon too (*look out for a preview next month – ed*), we thought it would be fun to do a battle report in White Dwarf which coincided with this and also ran the new Necron ship rules through their paces.

One of the things we were keen to do in this battle report was to get away

from the idea that all games must be tournament style games where both players pick an army to an agreed points value and then line up and fight. Such games have their place, of course, but it's just as much fun to play games that don't use points values and have a unique scenario devised by the players specially for the game. This game was to be of the latter type.

## SETTING UP

We decided to play a game based around one of the first attacks in a sector by a Necron harvester fleet. As Codex Necron will explain, Necron activity has started to increase sharply all over the Warhammer 40,000 galaxy, though the reason for this

remains a mystery. All that is known for sure is that Imperial planets have started coming under attack from Necron forces, which invade a planetary system, brush aside any defending Imperial forces, and then spirit away the citizens inhabiting the planets in the system. The Necron fleet then vanish as mysteriously as they arrived, leaving a barren and uninhabited planetary system in their wake. The process has become known as harvesting, and the Necron fleets which do it have become known as Harvester fleets.

Although Necron activity has been increasing, attacks are still rare, and there have so far been very few major battles between Imperial and Necron fleets. This means that the majority of Imperial Navy commanders have little idea of the capabilities of Necron ships, or the best tactics to use against them. We decided to base our game on one of the first encounters between Imperial ships from a sector that had not previously been attacked by the Necrons, and a Necron Harvester fleet.

There is a particularly fine story in Codex Necrons describing the destruction of a Necron tomb complex by Deathwatch Space Marines on the planet Berien on the eastern reaches of the Ultima Segmentum. The Deathwatch become involved because of increasing numbers of Necron raids in the area, and so we decided that our game should act as a prequel to this tale, representing the first major encounter between ships of the Ultima Segmentum fleet and a force of Necron raiders.



*Jervis checks range to the enemy.*



*Andy makes another 'Brace For Impact' roll.*

In our scenario a Necron fleet heading towards a sparsely inhabited Imperial planet has been spotted in deep space by a small Imperial flotilla. The flotilla is heavily outnumbered by the Necrons, so instead of engaging them, they have sent out a call for reinforcements, and



### IMPERIAL SHADOWING FORCE

*Shield Of Jupiter*

Gothic class battlecruiser, Ld 9

*Patrol Group Berrin*

Firestorm class frigates x 3, Ld 8

### IMPERIAL REINFORCEMENTS

*Hammer Of Thor*

Retribution class battleship,  
Ld 9 (Admiral, two re-rolls)

*Lord Berrus*

Mars class battlecruiser, Ld 6

*Trident*

Dauntless class light cruiser, Ld 8

*Retanius Squadron*

Firestorm class frigates x 3, Ld 7



### NECRON HARVESTER FLEET

*Nightacre* – Tombship

*Reaver* – Scythe

*Stalker* – Scythe

*Nightcrawler* – Shroud

3 Dirges

2 Jackals

then shadowed while waiting for help to arrive. Fortunately a much larger Imperial fleet happened to be nearby, and it is speeding to intercept the Necron fleet while it is still in the outer reaches of the planetary system. The game starts at the point that the Imperial reinforcements turn up and attack the Necrons.

As already noted, we decided not to use points values for the two fleets, and instead simply used all of the Necron ships in the Fanatic collection against a roughly equal number of

ships and escorts from Fanatic's Imperial fleet. Necron ships cost more points than similarly-sized Imperial ships, so this meant that the Necrons had more points than the Imperial side, but we reasoned that the Imperial fleet commander was not to know this and so would engage as soon as his fleet was of roughly equal size to the Necron force. After all, real-life commanders don't have the benefit of always fighting against opposing armies that they know are the same strength as their own army.

The set-up for the game was dictated by the scenario described above. First of all we set up the scenery to represent the outer reaches of the Imperial system. In our game the Necrons have just passed a massive gas giant, ignoring the Imperial monitor station that orbits it, and are about to enter the asteroid field which surrounds the system's inner planets. Next we set up the Necron fleet in the middle of the table, heading in the direction of the asteroid field. The shadowing flotilla and the Imperial reinforcements were set up on the two

# BATTLEFLEET GOTHIC




table corners behind the Necron force, as shown on the map above.

Rather than using the formal victory conditions from the Battlefleet Gothic rules, we simply gave each side a set of objectives and agreed to judge which side had done best at achieving these objectives at the end of the game. The Imperial objective was to protect the Imperial planets in the system by destroying or driving off the Necrons, while the Necrons needed to brush aside the Imperial fleet so they could carry on with their harvest. Neither fleet could afford to suffer too much damage in achieving their objectives.

And with that we were ready to play. The battle commenced...

## OPENING MOVES – Turns One & Two

Jervis rolled highest to see who moved first and immediately ordered the ships of the shadowing force to go 'All Ahead Full' so they could join up with the Imperial reinforcements as quickly as possible. The reinforcements moved more slowly, so they could fire the nova cannon mounted on *Lord Berrus* and launch ordnance from both *Lord Berrus* and *Hammer of Thor*. Unfortunately the nova cannon shot fell short, but *Hammer of Thor's*

torpedoes plus two squadrons of fighters and two squadrons of bombers from *Lord Berrus* launched to streak towards the Necrons. No other weapons were in range at this point. (It's worth noting here that Jervis had never played against Necrons before, and didn't think it fitted the scenario to read up on them beforehand. This meant he was unaware that the Necrons had no fighters, so he included escorts for the bombers 'just in case'.)

Up until now the Necrons had been content to ignore the Imperial ships that were shadowing them, but they reacted quickly to the Imperial attack. One of the Necron Scythes accompanied by the Jackal escorts broke to the right, while the rest of the Necron fleet went left. The Necron ships moved incredibly quickly compared to their Imperial counterparts, and Jervis started to look a little worried. His composure was further unsettled when very long range fire by Necron particle whips destroyed two of the Firestorm escorts from Retarius Squadron. The Necron weapons ignore shields on a roll of six, and Andy rolled two sixes on three dice! Fortunately most of the Necron ships proved to be out of range, and no further serious damage was done at this stage.

Jervis decided leave the attack craft from *Lord Berrus* to tie up the main Necron force, and to concentrate the rest of the Imperial fleet against the Scythe and Jackals which had broken off to the right. If he could defeat them while they were on their own and outnumbered, then he would have a good chance against the rest of the fleet later on. To this end the Imperial fleet started to bear towards the smaller Necron force. *Hammer of Thor* reloaded its empty torpedo tubes, and *Lord Berrus* started to fuel and arm its second wave of attack craft. Unfortunately Jervis rolled a double when checking to see if *Lord Berrus* managed to rearm its attack craft, so the second wave would also be its last.

Jervis was much luckier with his shooting, however. First of all *Lord Berrus* scored a direct hit with his nova cannon on the Scythe breaking off to the right. The nova cannon proceeded to get six points of damage on the Scythe, and even though the Necrons 'Braced For Impact', giving them a 2+ save against each point of damage, two points of damage were inflicted on the Necron craft. (Most ships in Battlefleet Gothic only get a 4+ save when they Brace For Impact, but the Necrons receive a 2+ save instead.) To make matters worse for



the Necrons, further attacks from the long range weapon batteries on *Hammer of Thor* and *Lord Berrus* managed to inflict another two points of damage on the other Scythe class Necron ship!

However, despite the damage his ships had suffered, Andy was clearly undeterred. The Scythe and the Jackals closed with the ships from the Imperial Shadowing force, while the

remainder of the Necron fleet started to swing round behind the Imperial reinforcements. The Jackals opened fire on Patrol Group Berrin, taking out one of the Firestorms, and fire from the rest of the Necron fleet knocked down all of the *Hammer of Thor*'s shields and inflicted two points of damage. (Although Necron ships only have a few weapon batteries compared to comparably sized Imperial ships, their

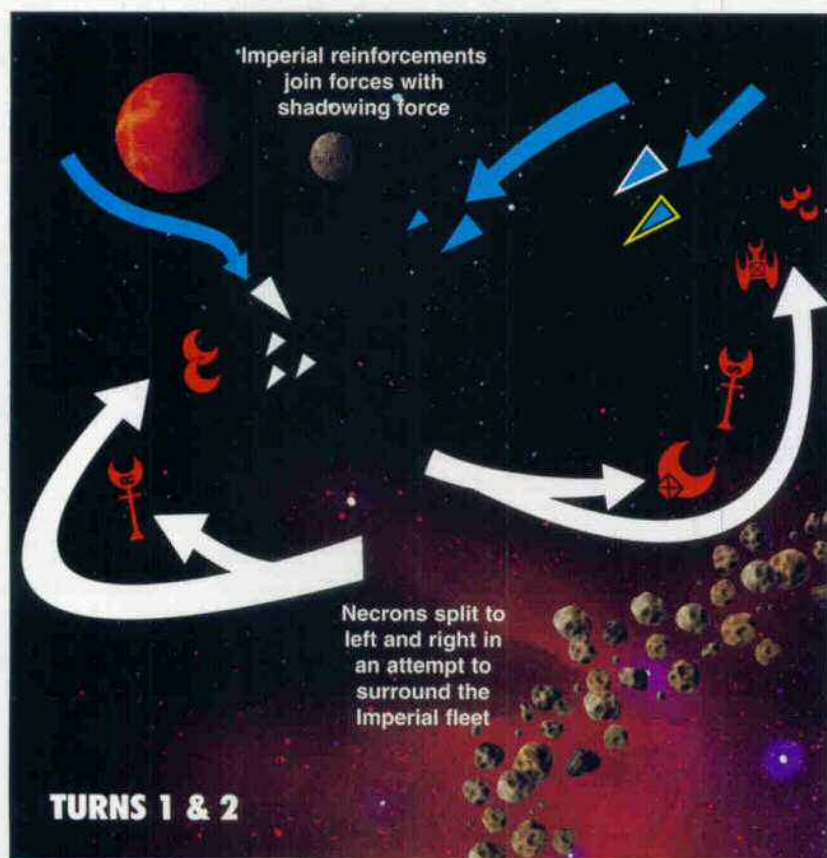
weapons are much more accurate thanks to the Necrons' sophisticated sensors. This meant that Andy was typically rolling almost double the number of to hit dice that he would have done with an equal number of Imperial weapon batteries. If Jervis had been aware of this he would probably have Braced For Impact against the Necron firing on *Hammer of Thor*.)

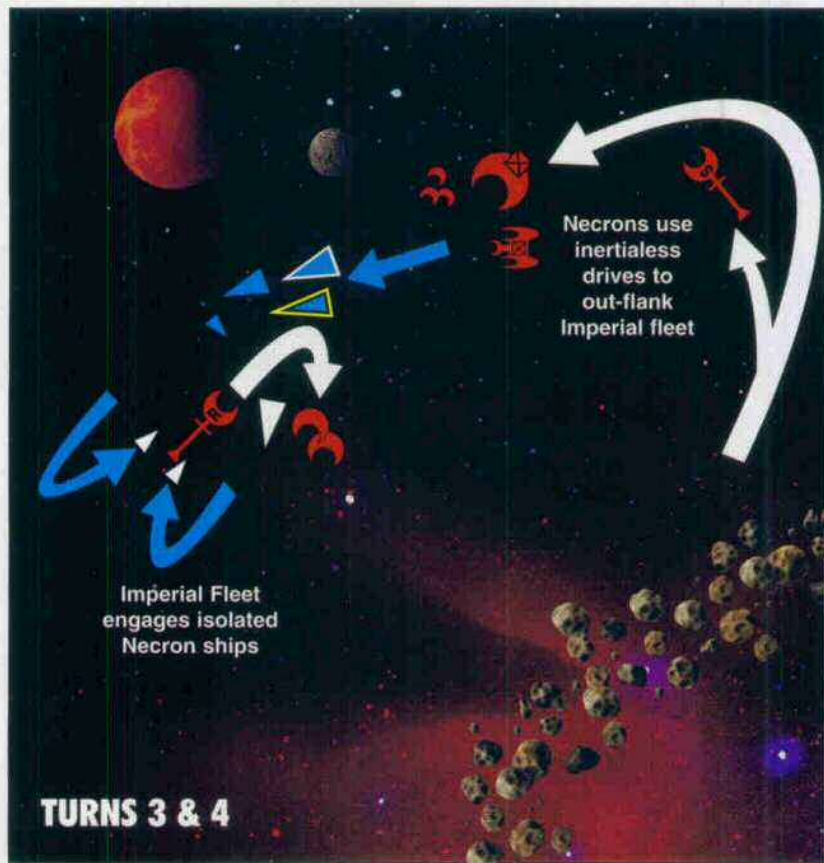
However, not everything went the Necrons' way. In the Ordnance phase of the Necron turn the fighters and bombers from *Lord Berrus* were able to launch an attack run on the Scythe that was coming round behind the *Hammer of Thor*. The Imperial Fighter escorts were destroyed by the Scythes' defensive turrets, but the two bomber squadrons made it through and inflicted another two points of damage on the Necron ship, crippling it. This was a heavy blow to the Necrons, as Andy could not risk having the ship destroyed – so it played no further part in the battle.

#### THE TRAP – Turns Three & Four

At this point things were looking very good for the Imperial side. They had split the Necrons in two and the whole of the Imperial fleet was heading towards the smaller part of the Necron fleet. One Necron ship had been crippled, and although the Imperial fleet had taken some damage none of it was serious.

As things were going well, Jervis decided to stick to his plan. The Imperial ships kept on closing with the Scythe and the Jackals, blasting them with as much fire as they could bring to bear. Unfortunately *Hammer of Thor* and *Lord Berrus* were still too far away to provide much help, and all of the hits scored on the isolated Necron





as they move(!). Andy used this rule to quickly close the distance with the Imperial fleet (the Tombship moved 80cm!!!), with the result that instead of the Imperial ships having isolated part of the Necron fleet, they were now caught in a trap between the two Necron forces! The only good news for Jervis was that the Necrons shooting was disrupted by the special move they had made, and so only caused a few points of damage on the Imperial ships. Nonetheless, both battlecruisers and the *Hammer of Thor* took damage from the Necron fire. It was suddenly very clear that the Imperial fleet was being outgunned and out-manoeuvred.

Jervis knew he had one last chance to turn the tables. The Scythe which had not yet been crippled was still isolated and could be attacked by the entire Imperial fleet. If they could destroy it there was still a chance to win the battle. To this end all of the Imperial ships started to bear down on the Scythe. Those that could locked onto the vessel, and both *Hammer of Thor* and *Lord Berrus* prepared to fire torpedoes and launch fighter bombers. A veritable tornado of fire erupted against the Necron ship, but none of the fire was able to get past the 2+ saving throw it received for being braced. Finally the Berrus's bombers managed to score a single point of damage, the only damage the entire Imperial fleet was able to inflict! This was just enough to cripple the Necron ship, but this was scant reward considering how much effort had been put into the attack.

Andy now prepared to make the Imperial fleet pay dearly for the damage it had done to the Necrons.

ships bounced off the 2+ saving throws they received for being braced. Still, the Imperial ships were in a good position, closing in on an isolated part of the Necron fleet and having left the main Necron force well behind...

Or so it seemed, because just as it looked like the game was in the bag for

the Imperial fleet, the Necron Tombship and its escorts suddenly made use of the Necrons' special 'inertialess drives'. Imperial ships add 4D6cm to their move when they go All Ahead Full, and they may not turn, but the inertialess drive allows Necron ships that use All Ahead Full orders to add 1D6x10cm(!) to their move and to make a turn every 20cm



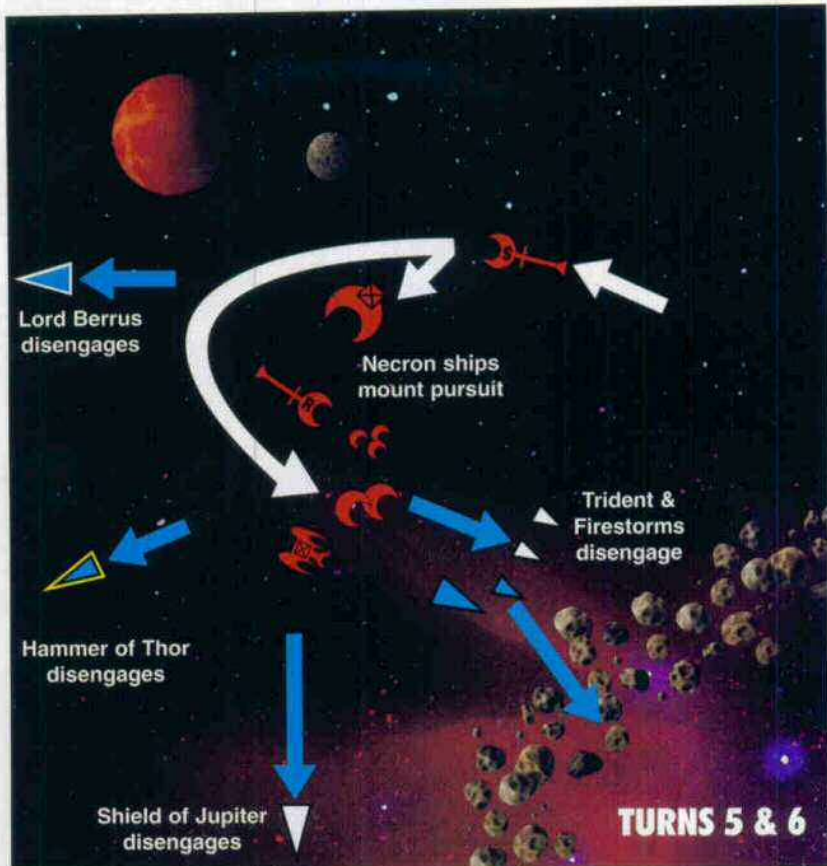


The Tombship and the bulk of the Necron fleet opened up on the Imperial ships at close range with all of their deadly weaponry. Shields flared and went down, and at the end of the round of shooting both *Lord Berrus* and *Shield of Jupiter* were crippled, and *Hammer of Thor* was within two points of being crippled too. It was a devastating blow.

#### END-GAME – Turns Five & Six

Jervis knew the game was up, and that the only thing to do now was to try and disengage before he lost any of his ships. Fortunately he was in a good position to do so, and although closely pursued by the Necron escorts, the bulk of the Imperial fleet was able to get away. Both *Lord Berrus* and *Shield of Jupiter* managed to disengage almost immediately, and although *Hammer of Thor* was crippled before it got away, the mighty vessel was able to disengage too. *The Trident* managed to escape undamaged (the only Imperial capital ship to do so!), but only three of the Firestorm escort craft managed to escape, the remaining three escorts being lost covering the retreat of the main fleet.

Having driven off the Imperial fleet the Necrons proceeded on their way. The Tombship had not been damaged. The harvest would take place as planned...



## CONCLUSION

It had been a thrilling and closely fought battle. Although the Imperial side had clearly been outmatched, and this told in the end, they had hung on in there for most of the game and with a bit of luck could have done a lot more damage to the Necron fleet. As it was the luck evened out, with Jervis having the luck at the start of the battle, and Andy getting the luck at the end. The result was that the Imperial fleet was forced to withdraw leaving the field to the enemy, and in these terms the battle was clearly a Necron victory.

However, when playing unbalanced scenarios like this, it's not really about who won or lost the battle, but how well each side did under the circumstances. When we sat down to discuss the game with Andy Chambers and Pete Haines, we came to the conclusion that the Imperial fleet had done rather well all things considered. After all, it had taken on a superior and previously unknown enemy, and had still managed to cripple two of the enemy capital ships without actually losing any of its own. Although the Imperial fleet had been forced to retreat, it had done so only once the battle was clearly lost and

after it had inflicted as much damage as possible on the enemy.

Most importantly it had disengaged without losing any of its capital ships. Because of these things we decided that the Imperial fleet had done slightly better than the Necron fleet, though in Andy's defence it must be said he is more used to playing against the Necrons than with them, and so the game had been a learning process for him as well.

However, questions of who won and lost after a game like this one are really moot. What was important was that both players had a great time and had their skills tested to the utmost, and that the battle which unfolded on the tabletop contained real drama and excitement. As long as the games you play achieve these things then everyone ends up a winner.

You can find out more about Battlefleet Gothic by visiting the Battlefleet Gothic website at

<http://www.battlefleetgothic.com>

The Battlefleet Gothic game and Battlefleet Gothic Magazine are available from good hobby shops everywhere, from your local

Games Workshop store or our Mail Order department. If you have any questions, suggestions or comments about this battle report then the Fanatic team would love to hear from you, and can be emailed at [fanatic@games-workshop.co.uk](mailto:fanatic@games-workshop.co.uk).



# BATTLEFLEET GOTHIC



## Battlefleet Gothic

£40 boxed set

The game of spaceship battles is set during the Gothic War in the 41st Millennium; a grim time when the Imperium of Man fights for survival in a hostile galaxy. Battlefleet Gothic lets you command fleets of warships in deadly conflict among the stars, though whether as Mankind's saviour or its destroyer is up to you!

The Battlefleet Gothic boxed game contains:

- Battlefleet Gothic rulebook with campaign rules
- 4 Imperial cruisers
- 4 Chaos cruisers
- 12 assorted dice
- Fleet Registry roster pad
- 2 plastic range rulers
- Over 100 game counters
- Two reference sheets
- Getting Started guide with exclusive comic strip



## The Official Battlefleet Gothic Magazine

£2 each

Battlefleet Gothic Magazine is a 24 page bi-monthly publication that no serious Battlefleet Gothic player should be without. Each issue features new ship classes, fleet lists, new rules and hobby articles which help supplement the Battlefleet Gothic hobby. Subscriptions are available. Ring Mail Order for details or look us up on the web at [www.specialist-games.com](http://www.specialist-games.com) and also at [www.battlefleetgothic.com](http://www.battlefleetgothic.com)

## Warp Storm

£12

Warp Storm is the ultimate Battlefleet Gothic compendium. It contains new rules and fleet lists for the likes of the Space Marines and the Ork Waaagh!, ship rules for the Eldar Void Stalker, and Abaddon and his Planet Killer. It also includes battle reports and tactics, so you can learn from the experts. An essential guide for all serious Battlefleet Gothic players.




For more information on Battlefleet Gothic, log on to [www.battlefleetgothic.com](http://www.battlefleetgothic.com)  
For more information on the Specialist Games Range, log on to [www.specialist-games.com](http://www.specialist-games.com)

# IMPERIAL NAVY

## Retribution Class Imperial Battleship £12

The pride of the Imperial Navy, the Retribution class battleship is one of the most heavily armed ships available to the Imperial fleet. Armed with multiple weapon batteries, the Retribution can reduce any foe to wreckage in mere moments.



## Imperial Cruisers


£8 for two

The mainstay of the Imperial Navy, the Imperial Cruiser is one of the most versatile ships in the Gothic Sector. Each of the two multi-part kits can be made into one of seven classes of cruiser.


## Imperial Dauntless Class Light Cruiser

£6 each

The Dauntless is a popular class of ship, as fast and manoeuvrable as a frigate but with a ferocious frontal lance armament.



# NECRON RAIDERS



## Cairn Class Tombship

£12

The most powerful ship in the Necron fleet, this battleship epitomises the terrifying dread of the Necrons. Armed with batteries of lightning arcs, and the dread powers contained within its Necron Sepulchre, the Cairn Class Tombship sweeps through the void decimating everything in its path.

## Scythe Class Harvest Ship

£9

This powerful cruiser is the mainstay of the Necron raiding fleet. Bristling with technologically advanced weaponry, the Scythe is a deadly opponent, more than a match for any cruiser of its size. If upgraded to a Reaper Class Harvest ship, the cruiser carries a Necron Sepulchre, and can utilise the terrifying nightmare field to disorientate and demoralise opponents.



## Dirge Class Raider

£6 for four

These light escorts harass the enemy with their lightning arcs, before closing and utilising their portals to board and overrun enemy ships.



## Jackal Class Raider

£6 for three

These heavier escorts are armed only with upgraded lightning arcs. Hunting in packs, they are more than capable of taking down larger foes.



Available from Mail Order (0115 91 40000), [www.games-workshop.com](http://www.games-workshop.com) and [www.specialist-games.com](http://www.specialist-games.com)

(models not shown actual size)

Warhammer Chronicles takes a look at the Warhammer game, its rules, background and game mechanics, frequently stolen from in-progress developments here at the Studio. It also acts as a forum for dedicated Warhammer players who have produced inspired, well thought out and exciting additions to the game.

*If you have a good item for Warhammer Chronicles then write to:*

*Gav Thorpe  
(Warhammer Chronicles)  
Games Workshop  
Willow Road, Lenton  
Nottingham, NG7 2WS*

*Please note that any letters containing rules queries, requests for a Mercedes Benz, or cooking recipes etc. will be terminated with Extreme Prejudice. You have been warned!*



# Warhammer Chronicles

By Gav Thorpe

Here for your scrutiny is the new Wood Elf 'work in progress' list. It replaces the one in *Ravens Hordes* and offers a hint of stuff to come in the future Wood Elf Armies book. Please use it in your battles and let Alessio know your impressions.

## Preview Army List: Wood Elves

By Alessio Cavatore

To the Wood Elves, their forest home of Loren is a sacred place. They guard it with all their strength and cunning, leading invaders to their doom in the darkest tangles of the thickest woods.


The Wood Elves of Loren are the masters of the bow, and it is said that an Elven marksman can hit the eye of a Goblin in the dark. Many strange tales are told in the land of Bretonnia about the fey Elven Lords of Loren.

Troubadours of Couronne sing of a cult of Wardancers, young Elves with lethal acrobatic abilities, as well as strange and terrible Beastmasters, Elves who live amongst the wild animals of the forests.

Tales also tell of Elves who sing to the trees and plants, shaping them to form their homes and make the paths of the forest misdirect intruders. The most fanciful tales speak of Forest Spirits, of giant trees that walk like men, but these are probably mere fables. Few ever venture to the glades of Loren, and fewer still return. When they do, they are found on the boundaries of the Loren Forest, their bodies broken and strung on the branches of the trees as warnings to trespassers. Bretonnians have learned to fear the 'Fayrie Folk', and leave their woodland kingdom alone.

So Loren rests, shrouded by mists and magic, brooding and forbidding. Be wary, traveller, and do not venture into the shadow of Loren. For even if you do not lose your life to an Elven arrow or sword, you might travel for three hundred years amongst the glades, never realising the time that has passed until you return to your home and the years take their toll on you in an eyeblink.

Wood Elves live in very few places besides Loren. The Forest of Shadows and Drakwald Forest are said to hold small Elven communities still. A man should be wary in these places, for many have died by unseen arrows when they have trespassed into the domains of Elves, without even knowing that they had passed their invisible borders.



## Wood Elves Special rules

- All units in a Wood Elves army (except flyers) ignore the movement penalties for moving through woods.
- All Wood Elves' non-magical arrows are Armour Piercing at short range (see page 90 of the Warhammer rulebook).
- Wood Elves never suffer the normal -1 to hit penalty when shooting at long range.
- Wood Elf Archmages may use any lore of magic from the Warhammer rulebook and get a +1 bonus to the total rolled when casting spells from the Lore of Beasts or the Lore of Life. Wood Elf Mages may only use the Lore of Beasts and the Lore of Life.
- All Wood Elf Wizards know the Tree-Singing spell in addition to their normal spells. This spell has a casting value of 4+. It can be cast on any wood within 18" of the caster, provided that there are no enemy models inside it. It can be cast on woods containing Wood Elf units, but the entire unit must be inside the wood. If one or more of the unit's models are outside the Wood, the spell cannot be cast on it. If cast successfully, the wood can be moved D6+1" in a direction nominated by the caster before rolling. The wood must stop as soon as it comes into contact with any other unit or piece of terrain. Friendly troops which are entirely inside the woods move together with the wood, but must end their move at least 1" away from enemy models. Troops that move with the wood count as having moved for the next shooting phase. Each wood can only be moved once per Magic phase.
- Wood Elves almost invariably fight defensive battles against invaders of their hidden realms. Their armies very rarely venture out of their sylvan realm. The following rule represents this:

In Pitched Battles (Scenario 1 on page 199 of the Warhammer rulebook), just after the roll for table side, the Wood Elf player can place one extra wood anywhere in his own half of the table (covering a maximum area roughly as large as a circle of 3" radius). They also have a +1 on all the rolls made during deployment: to choose the table side, to decide who starts deploying and who goes first (in

addition to other modifiers). They also have a +1 on the roll to determine in which order scouting units are deployed.

To counterbalance this, the enemy gets 100 Victory points for each of his units with a Unit Strength of 5 or more that ends the game completely inside the Wood Elves' deployment zone (fleeing units do not count). The enemy also gets an extra 100 Victory points (on top of the normal 100) for each of the table quarters containing the Wood Elves' deployment zone he controls at the end of the game (see page 198 of the Warhammer rulebook).

## Wood Elves Magic items

You may choose magic items for your characters and units from the following list and/or the common magic items on page 154 of the Warhammer rulebook.

### MAGIC WEAPONS

- The Spirit Sword** 75 pts  
Wounds automatically. Saves are modified by the Strength of the user.
- Hunting Spear** 55 pts  
Replaces the character's longbow. Counts as a magical hand weapon with no particular power in close combat. It can also be thrown like a javelin with a range of 18". If it hits, it counts as a bolt thrower with Strength 6. After resolving the damage, the spear will fly back into the hands of the bearer. Note that you may Stand & Shoot with this spear.

- Blade of Fury** 50 pts  
The bearer gains +2 Attacks when fighting with this sword.
- Bow of Loren** 40 pts  
Replaces the character's longbow. The Bow of Loren has a 36" range. It fires a number of shots equal to the bearer's Attacks at his Strength. All shots must be directed at the same target and count as magical.

- Hail of Doom Arrow** 25 pts  
When fired, the arrow splits into 3D6 magical S4 arrows. Roll to hit for each arrow. One use only.

### MAGIC ARMOUR

- Shield of Ptolos** 15 pts  
Counts as normal shield (6+ armour save). Gives the bearer a 1+ armour save against missile attacks that cannot be improved by any means.

### TALISMANS

- Vambraces of Lightning** 30 pts  
The bearer has a 5+ Ward save.



- Amber Amulet** 25 pts  
Bearer recovers 1 Wound at the start of each of his turns (stops working if the bearer is killed).

### ENCHANTED ITEMS

- The Acorn of Ages** 55 pts  
At the beginning of any of his Magic phases, the bearer can throw the Acorn towards a point of the table anywhere within the bearer's line of sight. Guess the range to the point you're aiming at and determine where the Acorn lands as you would for a stone thrower shot. Place a new wood (up to 3" radius) with its centre at the point where the Acorn has struck the ground. If a Misfire is rolled, the Acorn has no effect. One use only.

- Healing Potion** 50 pts  
Can be used at the beginning of any phase. The bearer or any one friendly model within 1" of the bearer recovers all Wounds suffered to that point in the battle. One use only.

- The Cloak of Mist** 25 pts  
The wearer can be deployed as a Scout.

### ARCANE ITEMS

- Wand of Jet** 50 pts  
Adds 1 dice to the Wood Elf army's pool of magic dice in each player's turn.
- Potion of Knowledge** 25 pts  
Can be drunk during any Wood Elf Magic phase. Bearer may cast a single spell for free (counts as being cast at the spell's casting value). One use only.

### MAGIC BANNERS

- Banner of the Forest** 100 pts  
The bearer and all friendly units within 12" are immune to psychology.
- Banner of the Lynx** 40 pts  
If the bearer or the unit he is with flee from a charge and are not destroyed by the charging enemy, they rally immediately and can act normally in their next turn.
- Banner of the Bear** 20 pts  
Enemies in base contact with the bearer or the unit he is with never count the +1 outnumbering bonus when working out combat resolution.



A Green Dragon ambushes an artillery train moving through the forest.

## SELECTING THE ARMY

See page 238-9 of the Warhammer rulebook with the following additions and amendments when choosing your Wood Elves army:

## CHOOSING CHARACTERS

Characters are divided into two broad categories: Lords (the most powerful characters) and Heroes (the rest). The maximum number of characters an army can include is shown on the chart below.

Army Value	Maximum Characters	Maximum Lords
< 2,000	0-3	0
2,000-2,999	0-4	up to 1
3,000-3,999	0-6	up to 2
+1,000	+2 max	+1 max

**IMPORTANT:** The number of characters is the total number of characters allowed in the army including Lords. For example: a 2,500 points Wood Elves army may have up to 4 characters in total, of which 1 may be a Lord (ie, 1 Lord +3 Heroes).

An army does not have to include the maximum number of characters allowed, and can always include fewer than indicated down to a minimum of one (the General). Similarly, an army does not have to include Lords; it can include all of its characters as Heroes if you prefer.

## LORDS

**FOREST LORD**..... 150 points each

	M	WS	BS	S	T	W	I	A	Ld
Forest Lord	5	7	7	4	3	3	8	4	10

**Weapons:** Hand weapon and longbow.

**Options:**

- May choose either a spear (+3 pts) or an additional hand weapon (+6 pts).
- May wear light armour (+3 pts) and/or carry a shield (+3 pts).
- May ride either an Elven Steed (+18 pts), a Great Eagle (+50 pts) or a Green Dragon (+320 pts, counts as an additional Hero choice).
- May choose magic items from the Common or Wood Elves magic items list to a maximum total value of 100 pts.

**ARCHMAGE**..... 200 points each

	M	WS	BS	S	T	W	I	A	Ld
Archmage	5	4	4	3	3	3	5	1	9

**Weapons:** Hand weapon and longbow.

**Magic:** An Archmage is a Level 3 Wizard. He may choose one of the eight lores described in the Warhammer rulebook.

**Options:**

- May ride either an Elven Steed (+18 pts), a Unicorn (+50 pts) or a Great Eagle (+50 pts).
- May choose magic items from the Common or Wood Elves magic items list to a maximum total value of 100 pts.
- May be upgraded to a Level 4 Wizard for +35 pts.

**Special Rules:** *Tree-Singing*.

# HEROES

**GLADE GUARDIAN\*** ..... 80 points each

	M	WS	BS	S	T	W	I	A	Ld
Glade Guardian	5	6	6	4	3	2	7	3	9

**Weapons:** Hand weapon and longbow.

**Options:**

- May choose either a spear (+2 pts) or an additional hand weapon (+4 pts).
- May wear light armour (+2 pts) and/or carry a shield (+2 pts).
- May ride either an Elven Steed (+12 pts) or a Great Eagle (+50 pts).
- May choose magic items from the Common or Wood Elves magic items list to a maximum total value of 50 pts.

**0-1 BLADESINGER** ..... 135 points each

	M	WS	BS	S	T	W	I	A	Ld
Bladesinger	5	7	4	4	3	2	8	3	9

**Weapons:** Two hand weapons.

**Options:**

- May choose magic items from the Common or Wood Elves magic items list to a maximum total value of 50 pts.

**Special Rules:** See Wardancers rules. Cannot join units except Wardancers. Cannot be the army's General. Cannot choose magical missile weapons or armour.

**MAGE** ..... 70 points each

	M	WS	BS	S	T	W	I	A	Ld
Mage	5	4	4	3	3	2	5	1	8

**Weapons:** Hand weapon and longbow.

**Magic:** A mage is a Level 1 Wizard. He may choose spells from the Lore of Beasts or the Lore of Life.

**Options:**

- May ride either an Elven Steed (+12 pts) or a Unicorn (+50 pts).
- May choose magic items from the Common or Wood Elves magic items list to a maximum total value of 50 pts.
- May be upgraded to a Level 2 Wizard for +35 pts.

**Special Rules:** *Tree-Singing*.

*Lords are severely limited in number and are quite expensive, but make the best army generals. Heroes are more numerous and cost less points, but still make potent leaders.*

## CHARACTERS' MOUNTS

*Here are the profiles for mounts that can be ridden by Wood Elf characters.*

	M	WS	BS	S	T	W	I	A	Ld
Elven Steed	9	3	0	3	3	1	4	1	5

Giant Eagle 2 5 0 4 4 3 4 2 8  
**Special Rules:** Fly

Unicorn 10 5 0 4 4 1 5 2 8  
**Special Rules:** +2 Strength on the charge. Rider and unit he is with have Magic Resistance (2).

Green Dragon 6 6 0 6 6 6 3 5 8  
**Special Rules:** Large Target; Terror; Fly; Breath Weapon (Strength 2, -3 armour save). A Dragon counts as a Hero choice in addition to its rider.

## \*ARMY BATTLE STANDARD

*One Glade Guardian in the army may carry the Battle Standard for +15 pts.*

*The Glade Guardian carrying the Battle Standard cannot choose any extra weapons, nor can he use a shield or his longbow. He cannot ride a Great Eagle.*

*If a Glade Guardian is carrying the Battle Standard, he can have any magic banner (no points limit), but if he carries a magic banner he cannot carry any other magic item.*



*Glade Riders react quickly to an Undead invasion.*

## CHOOSING TROOPS

Troops are divided into Core, Special and Rare units. The number of units of each type that are available to you depends upon the points value of your army. This is indicated on the chart below.

Army Value	Core	Special	Rare
< 2,000	2+	0-3	0-1
2,000-2,999	3+	0-4	0-2
3,000-3,999	4+	0-5	0-3
+1,000	+1	+1	+1

For example, if you are choosing a 2,000 points army you must take a minimum of 3 Core units and could choose to take up to 4 Special and/or up to 2 Rare units.

In addition, if an individual entry has a number limiting it, eg. 0-1, then you may only have that many in your army.

## UNIT ENTRIES

Each unit is represented by an entry in the army list. The unit's name is given and any limitations that apply are explained.

**Profiles.** The characteristic profiles for the troops in each unit are given in the unit entry. Where several profiles are required, these are also given even if, as in many cases, they are optional.

**Unit Sizes.** Each entry specifies the minimum size for each unit. In some cases, units also have a maximum size.

**Equipment.** Each entry lists the standard weapons and armour for that unit. The value of these items is included in the points cost.

**Options.** Additional or optional weapons and armour are listed here together with their extra cost.

**Special Rules.** Many troops have special rules which are described in this section.



Glade Riders

## CORE UNITS

### ARCHERS ..... 13 points per model

	M	WS	BS	S	T	W	I	A	Ld
Archer	5	4	4	3	3	1	5	1	8
Hawkeye	5	4	5	3	3	1	5	1	8

Unit Size: 5+

Weapons & Armour: Hand weapon, longbow.

Options:

- Any unit may upgrade one Archer to a Musician for +6 pts.
- Any unit may upgrade one Archer to a Standard Bearer for +12 pts.
- Any unit may upgrade one Archer to a Hawkeye for +6 pts.

### GLADE RIDERS ..... 21 points per model

	M	WS	BS	S	T	W	I	A	Ld
Glade Rider	5	4	4	3	3	1	5	1	8
Horse Master	5	4	4	3	3	1	5	2	8
Elven Steed	9	3	0	3	3	1	4	1	5

Unit Size: 5+

Weapons & Armour: Hand weapon, light armour, shield and spear.

Options:

- Any unit may swap their spears and shields for longbows for +4 pts/model.
- Any unit may upgrade one Glade Rider to a Musician for +8 pts.
- Any unit may upgrade one Glade Rider to a Standard Bearer for +16 pts.
- One unit in the army may carry a magic banner worth up to 50 pts.
- Any unit may upgrade one Glade Rider to a Horse Master for +16 pts.

Special Rules: *Fast Cavalry*.

### GLADE GUARD ..... 8 points per model

	M	WS	BS	S	T	W	I	A	Ld
Glade Guard	5	4	4	3	3	1	5	1	8
Captain	5	4	4	3	3	1	5	2	8

Unit Size: 10+

Weapons & Armour: Hand weapon and spear.

Options:

- Any unit may be equipped with light armour for +1 pt/model and/or carry shields for +1 pt/model.
- Any unit may upgrade one Glade Guard to a Musician for +5 pts.
- Any unit may upgrade one Glade Guard to a Standard Bearer for +10 pts.
- Any unit may upgrade one Glade Guard to a Captain for +10 pts.

## SPECIAL UNITS

### SCOUTS ..... 15 points per model

	M	WS	BS	S	T	W	I	A	Ld
Scout	5	4	4	3	3	1	5	1	8
Pathfinder	5	4	5	3	3	1	5	1	8

Unit Size: 5-15

Weapons & Armour: Hand weapon, longbow.

Options:

- Any unit may upgrade one Scout to a Pathfinder for +7 pts.

Special Rules: *Skirmish, Scout*.

### GREAT EAGLE ..... 50 points per model

	M	WS	BS	S	T	W	I	A	Ld
Great Eagle	2	5	0	4	4	3	4	2	8

Unit Size: 1

Weapons & Armour: None.

Special Rules: Great Eagles can *Fly*.





Warhawk Riders

**WARDANCERS ..... 15 points per model**

	M	WS	BS	S	T	W	I	A	Ld
Wardancer	5	5	4	3	3	1	6	1	8
First Dancer	5	5	4	3	3	1	6	2	8

Unit Size: 5+

Weapons & Armour: Two hand weapons.

Options:

- Any unit may upgrade one Wardancer to a First Dancer for +14 pts.
- Any unit may upgrade one Wardancer to a Musician for +7 pts.

**Special Rules:** Wardancers skirmish, are immune to psychology, and have a 6+ Ward save. They cannot be joined by characters, with the exception of a Bladesinger. Their talismanic war paint gives them Magic Resistance (1). Each turn in close combat they may choose one special wardance with the following effects: Storm of Blades (+1 Strength), Whirling Death (the unit has the *Killing Blow* special ability), The Shadows Coil (the unit is *Unbreakable*) or Woven Mist (if the Wardancers are fighting to the flank or rear of enemy units and have a Unit Strength of five or more, those units lose their rank bonus). You cannot choose the same dance in two consecutive turns of the same combat engagement.

**0-1 WARHAWK RIDERS ..... 20 points per model**

	M	WS	BS	S	T	W	I	A	Ld
Warhawk Rider	5	4	4	3	3	1	6	1	8
Wind Rider	5	4	5	3	3	1	6	1	8
Warhawk	1	4	0	3	3	1	6	1	5

Unit Size: 3-12

Weapons & Armour: Light armour and hand weapon.

Options:

- The unit must be equipped with either longbows for +7 pts/model or spears and shields for +3 pts/model.
- The unit may upgrade one Rider to a Musician for +10 pts.
- The unit may upgrade one Rider to a Standard Bearer for +20 pts.
- The unit may carry a magic banner worth up to 50 pts.
- The unit may upgrade one Rider to a Wind Rider for +10 pts.

**Special Rules:** *Unit of Flyers.*

**DRYADS ..... 20 points per model**

	M	WS	BS	S	T	W	I	A	Ld
Dryad	5	4	0	4	4	1	5	2	8
Forest Spirit	5	4	0	4	4	1	5	3	8

Unit Size: 5+

Weapons & Armour: None.

Options:


- Any unit may upgrade one Dryad to a Forest Spirit for +16 pts.

**Special Rules:** *Skirmish*, cause *fear*. Their tough skin gives them an armour save of 5+. Dryads are shapeshifters and in close combat may choose to assume either the Birch aspect (+1 A), Oak Aspect (+1 S, +1 T) or the Willow aspect (+1 A for attacking models attempting to strike the Dryad). All the models in the unit assume the same aspect and the effects only apply for the Close Combat phase. They cannot choose the same aspect in two consecutive turns of the same combat engagement.

*Special units are extremely specialized troops that appear on the battlefield less often than basic regiments.*

*There is a maximum number of Special units that can be fielded, and this varies with the size of the army.*

*A maximum of one unit of Warhawk Riders may be present on the battlefield.*



There is a maximum number of Rare units that can be fielded, and this varies with the size of the Wood Elf army.

## RARE UNITS

TREEMAN ..... 250 points per model

	M	WS	BS	S	T	W	I	A	Ld
Treeman	6	5	0	5	6	5	2	4	10

Unit Size: 1

Weapons and Armour: None.

**Special Rules:** *Flammable*, *cause terror*, *immune to psychology*. Their thick bark gives them a 3+ armour save. In combat they may elect to make a single S10 attack doing D6 wounds instead of their normal attacks. If they lose a round of combat, but do not suffer any wounds that Close Combat phase, they are not required to take a Break test. *Tree-Singing* (this ability works like a bound spell with a power level of 4+ and casts the *Tree-Singing* spell).



A Wood Elf army ready to defend the sacred forest.

**WAYWATCHERS** ..... 20 points per model

	M	WS	BS	S	T	W	I	A	Ld
Waywatcher	5	4	5	3	3	1	5	1	8
Ranger	5	4	6	3	3	1	5	1	8

Unit Size: 5-10

Weapons and Armour: Hand weapon, longbow.

**Options:**

- Any unit may upgrade one Waywatcher to a Ranger for +8 pts

**Special Rules:** Waywatchers skirmish and are scouts. In addition, they can deploy closer than 10" to the enemy (but must still be out of sight). Waywatchers can see through 4" of the wood they are in. If a Waywatcher unit charges into close combat from a wood, the enemy can only Hold as a reaction and the Waywatchers get +1 A on the first turn of the fight (the entire unit must be inside the wood when the charge is declared).



*Waywatchers*



In this Masterclass we take a look at how two of the larger character models from the Tyranid range were painted – Old One Eye and The Red Terror.

# 'EAVY METAL MASTERCLASS

Painted by Neil Green



THE RED TERROR

## ASSEMBLING THE MODEL

The arms were pinned to the model and then Green Stuff was applied to any gaps before it was given an undercoat with Chaos Black spray. Any sections that the paint had failed to reach were then covered with thinned-down Chaos Black paint.

## PAINTING THE MODEL

The skin of the Red Terror was given a basecoat of Red Gore all over. The first highlight stage was made with an equal parts mix of Red Gore and Dwarf Flesh. Once this had dried, these sections were given a wash with thinned down Magenta Ink. The first highlight mix

was reapplied and then successive highlights were made by adding small amounts of Dwarf Flesh to the mix.



The monster's talons were painted with a basecoat of Scorched Brown. Small amounts of Bleached Bone were then added to this for each successive highlight stage. For the final highlight stages, Skull White was added to the mix. Then the base of the talons were painted with a thinned down wash of Brown and Black Inks.



The same colour scheme used to paint the talons was also used to paint the bone and jaws of the Red Terror, except that far less Skull White was used in the final highlight stages.



A basecoat of Scorched Brown was used to paint the head and the spines of the creature. This was then highlighted with an equal parts mix of Scorched Brown and Red Gore. Small amounts of Fiery Orange were added to this mix for each successive highlight stage. For the final highlight stages, Bleached Bone was added to the mix. Once this had dried a



wash of Brown Ink was applied into the recesses of these sections.



The flesh areas between the Tyranid's armoured shell were painted with a basecoat mix of equal parts Codex Grey and Chaos Black. This was then highlighted with Codex Grey on its own.

## OLD ONE EYE

Painted by Martin Footitt



### ASSEMBLING THE MODEL

Both the arms and legs were first pinned to the body. Green Stuff was used to fill any gaps where these parts joined, especially in the section where the body meets the legs. The entire model was then given an undercoat of Chaos Black spray. Any areas which the spray had failed to cover were touched up with thinned-down Chaos Black paint.

### PAINTING THE MODEL

The entire model was painted with a mix of Chaos Black and a small



amount of Bleached Bone. More Bleached Bone was added to the mix for each successive highlight. To finish painting the claws of Old One Eye, a small amount of Skull White was added to the highlight mix.



Inspiration for the patterned colour scheme of Old One Eye came from pictures of

beetles found in a wide range of nature books. Once a suitable scheme had been found, it was then copied onto the carapace of the model.



Firstly Bubonic Brown was painted on the

carapace as a basecoat to the yellow areas of the pattern. This was then painted over with Sunburst Yellow. The edges of the patterning were then highlighted with Bad Moon Yellow. An equal amount of Bleached Bone was added to Bad Moon Yellow for the next highlight stage. Finally, a small amount of Skull White was added to the mix to finish off these highlights. The patterning was then given a glaze with Yellow Ink.



A basecoat of Scab Red was used to paint the red patterning. An equal amount of Blood Red was added to Scab Red for the

first highlight stage. This was followed by a highlight of Blood Red on its own. An equal quantity of Fiery Orange was added to Blood Red for the next highlight stage, then Fiery Orange was subtly stippled onto the patterning. Finally these sections were given a glaze with Red Ink.

### FINE DETAIL

The barnacles on the model were painted with a basecoat of Dark Flesh.



An equal quantity of Bleached Bone was added to this for the first highlight, followed by

adding small amounts of Skull White to the mix for successive highlight stages.

To paint the hooves and claws, a basecoat of Dark Flesh was used. An



equal quantity of Bubonic Brown was added to this for the first highlight stage. Small quantities of Bleached Bone were then added to the mix for successive highlights, followed by adding a small amount of Skull White to finish these sections. To paint the teeth, more Skull White was added to this same mix at the final highlight stage.



### FINISHING TOUCHES

Snakebite Leather was used as the basecoat to paint the bone showing through the carapace and around the model's damaged eye. This was then highlighted with Bubonic Brown followed by adding an equal quantity of Bleached Bone to Bubonic Brown



for the next highlight stage. Finally, a small amount of Skull White was added to the mix for the final highlight.



The sinew was painted with a basecoat of Scorched Brown. This was then highlighted with Dark Flesh followed by mixing a small amount of Bleached

Bone with Dark Flesh for the final highlight stage.



**GAMING  
CLUB**

# WARHAMMER AHOY!

By Che Webster and Space McQuirk

Tim Eagling won the Best Club Contribution award at Games Day 2001 for his game *Warhammer Ahoy!* We decided to visit his Essex home to find out more about this ship-based version of Warhammer.

To give Tim total credit for his award on Games Day is a little unfair. In truth Tim is part of a small gaming group based in the quiet village of Burnham-on-Crouch. The four members of the club are Tim and Heidi Eagling, and Matt and Jenny Owens-Smith. Meeting every week at home and enjoying comfortable surroundings, the group play games as their primary social activity.

For Tim and Matt, the hobby is their passion and has been for a long time. So much so that Heidi and Jenny were never quite sure when they would pry their husbands away from glue, balsa wood and impenetrable conversations about miniatures. This eventually led them to join in and the ladies are now committed gamers who enjoy painting both the miniatures and scenery that the boys produce. *Warhammer Ahoy!* is the result of their desire to game every week, playing Warhammer with a theme that they all enjoy.

## Warhammer Ahoy!

It started when Tim decided to build a ship for Warhammer. After producing *The Unicorn*, Matt began to draft up some rules for using the ship in games. Soon scenery, rules and miniatures had been produced and so began *Warhammer Ahoy!*

The basic premise for the game is built upon the Skirmish system taken from the Warhammer rulebook. The team have developed it to bring in new rules for ships, boats and anything else needed to cover a water-based skirmish game.

Once a scenario and opposing forces have been written by a referee, the players are then briefed separately. As the battle unfolds the referee then aims to make sure that



Tim Eagling (left) storms the port with *Warhammer Ahoy!* at Games Day 2001.

each player has a good time without having to worry about any of the rules. The referee also gets to use any secret and special models that the scenario might require.

The rules for ships treat the vessels as mobile scenery. This reflects the group's approach towards making sure the miniatures and scenery being represented interact meaningfully.

Ships have full notes for moving and fighting, how they are crewed, and what armaments and special rules they have. Each ship is constructed from a range of choices which are put together in a similar way to any regular Warhammer unit. For example, the powerful Dwarf steamship *The Anvil* is built by combining a hull with steam engines, naval cannons, a turret and a full crew complement.



*The Anvil* prepares to repel boarders.



Fierce close quarter fighting breaks out as the *Siren's* crew leap ashore.

## Scenery Masters

The standard and quality of the Warhammer Ahoy! scenery is testament to the benefits of working together in a club. Using the skills of each of the members, the group has produced some amazing scenery and set pieces. By utilising the strengths of each member, and sharing skills between you, any club can produce exceptional scenery and terrain pieces.



Warhammer Ahoy! also suggests rules for people moving through buildings, damaging structures and climbing over anything that is on the board. Much of this material is inspired by Mordheim and Necromunda – games that Tim and Matt have championed in the past and from which they have both drawn a passion for detail.

## The lads are discouraged from touching a paint brush because “the girls are so much better at it.”

The scenarios all lead on from previous battles, linking all of the action into an ongoing narrative campaign. Matt writes a report for 'The Reikland Chronicle' after each game and pins it up on the wall of the games room for all to read, adding to the sense of continuity. The group remembers every battle they have fought and often refer back to them when generating new scenario ideas.

The campaign focuses on the daring and exploits of the pirate captain known as *The Wolf*. This dastardly raider is pitted against the honourable leadership of Captain Otto Blick, the commander of the Reikland River Patrol.

The main focus for the action are the ships. These are given special attention as the link that holds the campaign and scenarios together. The scenery built to bring the shores of the Reik to life make Warhammer Ahoy! a feast for the eye and helps make it a unique gaming experience.

## Making the models

Warhammer Ahoy! offers Matt and Tim many opportunities to build detailed models of both ships and scenery for individual scenarios. Their efforts are then faithfully painted and finished by the combined efforts of Heidi and Jenny. The lads are discouraged from touching a paint brush because “the girls are so much better at it.”

For Tim and Matt, scenery is the best part of the hobby. They insist that once hesitation is overcome, anyone can build great models for the battlefield.

Tim recommends the use of simple, everyday materials. Tim tries to see every object of rubbish as ‘a shape that can be turned into a piece of scenery.’ Once this idea is accepted he insists that anything becomes possible.

In the beginning the ships were made from card and balsa wood. Tim has also turned a set of plastic toy boats into a series of sailing vessels perfect for Warhammer Ahoy! More recently, Matt has turned to using plasticard and various bits box spares to work on his latest creation.

To give it all a home, Matt and Jenny have converted one of their smaller bedrooms into a games room. It is complete with shelving, miniatures cabinet, and spotlights focused on a spectacular gaming table.

For the future Tim is working to add more scenery to the collection and seems tempted by putting together some Chaos incursion scenarios. He's also just finishing off a Dark Elf skiff and dreaming of a High Elf catamaran. Matt is currently building Snorri Maikasson's amazing underwater sailing vessel, *The Spirit of Grimnir*.

He is also working to finish his Bretonnian army. Heidi and Jenny are, as ever, painting the stuff that the chaps create.

## Want to know more?

If you like the idea of trying Warhammer Ahoy! then why not have a look at the group's website, which includes a downloadable version of the rules and loads of pictures:

<http://mysite.freeseerve.com/warhammerahoy>

## Join the Club Network

If you're already running a gaming club, but haven't got around to registering yet, here's how:

- Either log on to the Gaming Club website and fill in the on-line form
- Or drop into your local Games Workshop store and ask for a registration form.

## Contact details

If you would like to send in your news and photos, ask a question, or just drop us a line, you can:

E-mail us at:

[clubguy@games-workshop.co.uk](mailto:clubguy@games-workshop.co.uk)

or write to:

UK Gaming Clubs,  
Games Workshop HQ,  
Willow Road,  
Lenton,  
Nottingham NG7 2WS.



The scenery is of an amazing standard, making the scenarios even more fun to play.



Hero 'Longue Jean D'Argent' under attack.

# ABOMINATION

An Inquisitor battle report by Graham McNeill, Gav Thorpe, Rowland Cox, Phil Kelly & Paul Sawyer.



Graham McNeill

**Graham:** To round off this chapter of events on Karis Cephalon, we've decided to finish with a bang, and this game of Inquisitor, with no less than four players and FIFTEEN characters, promises to be a fitting climax. For this battle report we wanted to include not only Lichtenstein's, Kessel's and Tyrus's warbands, but also that of Kaludram the Deceiver (Paul Sawyer's Chaos warband) to add something new to the mix. These four warbands have real individual character, and setting them against one another would be the easy part. What would be more of a problem with a game of this size would be keeping it fast paced

enough and exciting for all concerned.

Fifteen characters is a lot more than you would normally use in one game, so it would be challenging to make sure that nobody's turn dragged on for so long that the other players got bored waiting for their own. The Speed based turn sequence of Inquisitor should keep things moving between players, but I wanted to ensure that nobody sat on the sidelines too long before their characters' turn to act arrived. To ensure this, I decided to limit the time each player had to decide how their character would act.

Another potential fly in the ointment would be the size of the battlefield

and the speed with which Inquisitor characters can get about. If a character managed to get all his actions off, he could potentially sprint almost all the way across the battlefield. To keep this in check for a while, I decided that none of the characters could move faster than a walk until they became aware of one of the other warbands. After that they could act normally. I've run and played games of Inquisitor for these players before and know that they'll be playing in the spirit of the game, inventing all manner of cool, cinematic things for their characters to do, so I'm not too worried that someone will go for the all-out-game-winning-ploy or not play in character. Now all I need is a story...

**B**lack smoke billowed upwards in stinking pillars from the pyres of corpses as Inquisitor Kessel stealthily made his way through the devastated township. Pharaa'gueotla, the daemon released from bondage beneath the Taberna Ostium mine workings, was here; he could sense its taint. The trail of horrifically distorted bodies it had left in its wake led from Cephalon to this place, and he was not surprised at the carnage he saw. It could not be coincidence that the Healer, the psyker-girl he was seeking, was said to dwell here also. The daemon craved a host body capable of containing its essence and if this girl truly existed, she would be the perfect vessel.

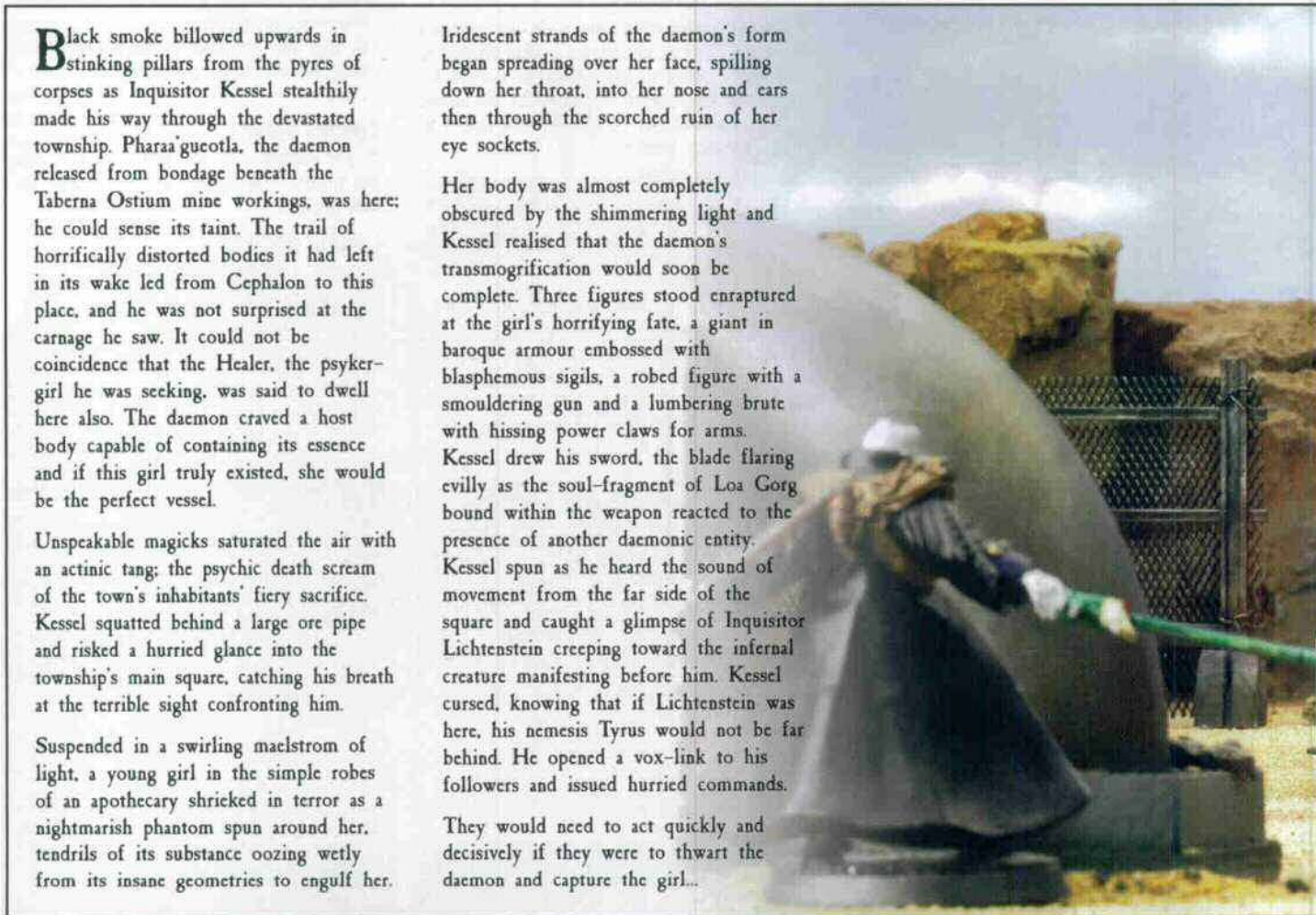
Unspeaking magicks saturated the air with an actinic tang; the psychic death scream of the town's inhabitants' fiery sacrifice. Kessel squatted behind a large ore pipe and risked a hurried glance into the township's main square, catching his breath at the terrible sight confronting him.

Suspended in a swirling maelstrom of light, a young girl in the simple robes of an apothecary shrieked in terror as a nightmarish phantom spun around her, tendrils of its substance oozing wetly from its insane geometries to engulf her.

Iridescent strands of the daemon's form began spreading over her face, spilling down her throat, into her nose and ears then through the scorched ruin of her eye sockets.

Her body was almost completely obscured by the shimmering light and Kessel realised that the daemon's transmogrification would soon be complete. Three figures stood enraptured at the girl's horrifying fate, a giant in baroque armour embossed with blasphemous sigils, a robed figure with a smouldering gun and a lumbering brute with hissing power claws for arms. Kessel drew his sword, the blade flaring evilly as the soul-fragment of Loa Gorg bound within the weapon reacted to the presence of another daemoniac entity. Kessel spun as he heard the sound of movement from the far side of the square and caught a glimpse of Inquisitor Lichtenstein creeping toward the infernal creature manifesting before him. Kessel cursed, knowing that if Lichtenstein was here, his nemesis Tyrus would not be far behind. He opened a vox-link to his followers and issued hurried commands.

They would need to act quickly and decisively if they were to thwart the daemon and capture the girl...





## PREVIOUSLY IN INQUISITOR...

Searching for the Librarium Hereticus, Inquisitor Lichtenstein followed the words of the heretic Tech-Adept Corteswain, to the world of Karis Cephalon, where he sought to question a daemon prince named Pharaa'gueotla.



Following rumours of haunted mineworkings, he discovered its prison and, after fighting off the warband of Witch Hunter Tyrus, succeeded in interrogating a fragment of its consciousness. Using his bound daemonhost, Ghaustos, Lichtenstein was able to learn the location of a warp portal that led to the Librarium, housed in a forgotten temple known as the Paraelix Configuration. Lichtenstein immediately set off, little realising that Pharaa'gueotla had lied to him and had escaped the shackles of its ancient imprisonment.

The Paraelix Configuration was in fact a dimensional plug, set in place thousands of years ago to prevent the Immaterium from pouring into realspace. Inquisitor Kessel also knew of the Paraelix Configuration and was able to prevent Lichtenstein from

unleashing hell on the planet's surface. The two Inquisitors were to meet again in Cephalon and formed an uneasy alliance, despite the violent intervention of Tyrus. However, Lichtenstein was still furious at having been fooled by Pharaa'gueotla and now bends his every effort to hunting down and destroying the Daemon Prince.



▲ WD264  
 ◀ WD257



## SCENARIO: ABOMINATION

The third chapter in the dark and mysterious events on Karis Cephalon takes place in the frontier town of Paganus Reach. A mining community owned and maintained by the Ministorum, Paganus Reach nestles in the foothills of the mountains to the south of the capital city of Cephalon and is home to nearly seventy indentured workers. A hard-working community, its peace was shattered by the arrival of followers of the Daemon Prince Pharaa'gueotla.

Since its release from its aeons-long imprisonment beneath the Taberna Ostium mine workings (see 'The Dweller Beneath' WD 257) this monstrous being has travelled from the mountains to Cephalon, flitting from body to body, seeking a host strong enough to hold its chaotic essence. It has left a trail of bodies in its wake in Cephalon as each host body rebels against the pollution of the Daemon Prince and warps horrifyingly out of shape. Pharaa'gueotla's minions secure it a fresh host before each rapidly-disintegrating body finally expires. The mutilated corpse is dumped in the mutant ghettos and the search for a suitable host continues. Whispered tales told around the fires of the ghettos of a young woman with miraculous healing powers in the mining town of Paganus Reach were overheard by Kaludram the Deceiver, a Chaos Magus in the service of Pharaa'gueotla, and he realised that if the stories were true, then this woman would be the perfect host body for his infernal master.

### KALUDRAM

#### THE DECEIVER:

Together with two of his fanatical henchmen and the rapidly-deteriorating host-victim containing Pharaa'gueotla, Kaludram arrived in Paganus Reach, quickly subduing the peaceful inhabitants and capturing the woman known simply as 'the Healer'. The woman turned out to be a powerful but unprotected psyker, easily capable of containing the Daemon Prince's power. The townsfolk were sacrificed in the fires as an offering to the dark gods, their deaths providing the necessary energy for Pharaa'gueotla to overcome the woman's psychic defences and begin transferring its daemonic presence within her...

**Objective:** Kill anyone who would attempt to prevent Pharaa'gueotla's transference to the Healer's body and, once the transference is complete, escape.

### INQUISITOR

#### LICHTENSTEIN:

After his narrow escape from the debacle of the Paraelix Configuration and his close call with Tyrus in the streets of Cephalon, Inquisitor Lichtenstein realised his folly at trusting the words of a Daemon, even

one supposedly compelled to speak the truth. Enraged at this spawn of the warp deceiving him, Lichtenstein has bent all his will to destroying the abomination. His psychic talents could sense the corruption of the Daemon Prince swirling in the ether of the planet, and his own experiences with the daemonic have led him to believe that Pharaa'gueotla is seeking a suitable host body. When horrendously disfigured corpses started turning up in the ghettos with more and more regularity and the mutant population began speaking of a curse, Lichtenstein's suspicions were confirmed.

He and Ghaustos followed the daemonic spoor of Pharaa'gueotla, tracking it to a mining community to the south of Cephalon. A surge in psychic energies alerted Lichtenstein to the fact that the daemon was in the process of possessing a new host and he prepared to wait for it to manifest before destroying its host body and banishing it back to the warp for a thousand years and a day.

**Objective:** Allow the Daemon Prince to manifest then utterly destroy its host body by any means, psychic or otherwise.




Shred BD259

The Healer

Kaludram the Deceiver

The Warband of Witch Hunter Tyrus

## The Warband of Inquisitor Kessel



## The Warband of Inquisitor Lichtenstein

### Cultist Zhenkang

### INQUISITOR KESSEL:

Like Lichtenstein, Kessel too was aware of the Daemon Prince Pharaa'gueotla's presence in Cephalon and had taken steps to discover its whereabouts. The tales sweeping Cephalon of a mysterious Healer had also reached him, and he was eager to study this girl should her powers prove to be as considerable as the tale-tellers made out. Kessel was quickly able to divine her whereabouts and journeyed

to Paganus Reach to find her. As he neared the township, the thick pillar of black smoke and greasy stench of cooked human meat told him that something was very wrong. Psychic emanations spoke of immense power and Kessel realised that that he had found both the Healer and the daemon prince. Should it possess the body of such a strong psyker, its power would be unthinkable and he knew he must stop the daemon creature from manifesting or finding another host body.

**Objective:** Destroy the Daemon Prince's host body before the transfer is complete, thus preventing its manifestation.

### WITCH HUNTER TYRUS:

Having tracked the traitor Lichtenstein from Taberna Ostium to Cephalon, Tyrus was not going to let him get away again. With his warband mostly returned to health after the battle at the mineworkings, Tyrus was ready to exact his revenge on the heretic. Having tapped into Lichtenstein's vox unit, it was a simple matter to shadow his movements around the city and wait for the right moment to strike. But before that moment came, Tyrus's prey fled the city. Tyrus lost no time in following Lichtenstein onto the plains to the south of Cephalon, curious to know what manner of treachery his foe was scheming now. Tyrus's auspex indicated that Lichtenstein had halted and reached his destination; a small mining community inexplicably wreathed in black smoke... no doubt more of Lichtenstein's heretical dealings.

**Objective:** Capture Lichtenstein. Alive if possible, dead... just as good.

## The Warband of Inquisitor Kessel



**Mechsimum Dilrelius**

**Logan Storm**

**Inquisitor Kessel**

**Daemonhost Loa Gorg**



**Gav:** After his run-in with Lichtenstein in The Paraelix Configuration (WD 264), Kessel has been keeping a low profile, whilst trying to track the potentially cataclysmic meddling of Lichtenstein. A furtive visit to the small Adeptus Mechanicus holdings in the capital Cephalon managed to garner bionics for the hideously burnt Logan Storm, replacing his legs with the track units from a battle-servitor. After an arranged meeting with Lichtenstein to hand over Magos Dimitri (gate-crashed by Witch Hunter Tyrus) it seemed evident that Logan's autogun was no longer up

to the task of providing Kessel with the required long-range firepower. Kessel called in a few favours from 'Red' Ivan Constantine, Cephalon's shady arms merchant, and acquired a multi-laser for Logan.

For this climactic encounter, the goal is clear – destroy the witch host of the daemon prince. However, the presence of the others provides a real problem. Pharaa'gueotla's worshippers would obviously defend the daemon prince until fully manifested. Lichtenstein would most likely try to subdue or otherwise capture the beast. Tyrus, oddly enough, would be intent on the same course, I suspect, but his personal hatred of Kessel and Lichtenstein makes him an unreliable ally, as

likely to turn on Kessel as aid him. So, Kessel's Heroes are pretty much on their own.

My plan is to get Tyrus and Lichtenstein to draw a lot of the Chaos worshippers' fire and then move in for the kill – literally. Mechsimum and Storm will hold off the others, while Kessel and Loa Gorg try to destroy the burgeoning daemonhost. However, Kessel will be keen to take the Chaos demagogue alive, to interrogate him for more information regarding the daemon entity he worships, although this is of course secondary to the goal of destroying Pharaa'gueotla's physical vessel – nobody wants to take on a fully manifested Daemon Prince!

## The Warband of Kaludram the Deceiver



**Shred BD259**

**Cultist Zhenkang**

**Kaludram the Deceiver**



**Paul:** My task was to stop anyone interfering with the transfer of the Daemon to the girl's body and, once the transfer was complete, make good my escape. That all sounded very straightforward until I realised I'd be facing three Imperial Inquisitors AND be deploying out in the open in the middle of the battlefield. Not the best position to be in. Luckily they are only Imperial lapdogs and of no real substance – the will of my master shall be carried out...

Ever since Inquisitor was released I've wanted to put together a warband but not follow the mainstream route of an Inquisitorial retinue. I chose a Chaos Magus, Kaludram the Deceiver. Replete in power armour and wielding a

daemon sword, he'd be a frightening opponent to face. His henchmen would fit well within the theme of a Chaotic cabal.

The Cultist Zhenkang is armed with his heavy stubber/flamer combination and a dangerous predilection for letting rip with a torrent of hot lead at anything that crosses his sights. He would provide the fire support for my assault elements and hopefully prevent my opponents from making good use of the disturbingly open terrain. Shred BD259 is a Chrono Gladiator – a living time-bomb whose life-clock is constantly ticking away and the only way to avoid its detonation is to spill more blood in combat. The model (sculpted by Aly Morrison and available from Fanatic) was so brutal it didn't need converting at all.

As for a battle plan, I was going to keep an open mind as each of us had our own secret objectives. I knew that Kessel and Lichtenstein had a history and hoped they would keep each other busy for a while, but I'd still have to keep an eye out for them. Tyrus was a more obvious worry. I'd have to deal with him before he came for me – I wouldn't be able to tackle three warbands all at once and none of these misguided fools could be counted on as allies. I reckoned I'd have three turns or so before anyone would be able to get to the girl and that might just give me enough time to deal with Tyrus.

The poor, naive fools – they know not what they face. Today shall bring their oblivion...

## The Warband of Inquisitor Lichtenstein



Magos  
Dimitri

Servitor-Warrior  
Gryx

Inquisitor  
Lichtenstein

Daemonhost  
Ghaustos



**Phil:** Well, Inquisitor Lichtenstein's got a couple of screws loose but this is verging on the ridiculous. He's about to go into the arena against power-armoured monstrosities on both sides of the law, hulking cyber-gladiators who could rip him in two, old enemies who hold deep grudges and of course a fully-fledged Daemon. Accompanying him are Gryx, a crippled servitor-warrior (whose warranty has more than expired) with one arm and a mechanical leg, Dimitri, a Tech-priest who just hasn't been the same since his brain was boiled in his skull, and Ghaustos, the

duplicitous Daemonhost who got him into this mess in the first place. Excellent news.

Still, there's life in the old dog yet, and it ain't all bad: Lichtenstein himself is still on top form despite the changes wreaked upon his warband. He has the psychic power Banishment, and intends to make good use of it to cast Pharaa'gueotla back into the hell from which it came, once it manifests in the body of the psyker. Although he hasn't changed that much since his last outing, the other characters have been modified in view of what happened in the last Inquisitor battle report. Gryx, having had his leg cut off by Mechsimum Oilrellius's chainblades, now sports

a dashing new bionic that I modified from a Tau Crisis Battlesuit. Dimitri now has a bionic head with an advanced bionic brain in place of his old-fashioned biological one, making him a better shot but a little less tough (green stuff ahoy!). The tremendous warp energies released by the Paraelix Configuration in the eponymous battle report have also made their mark on Lichtenstein and Ghaustos: we used the alien abilities table from Graham's Alien Bounty Hunter rules in Issue 1 of Exterminatus Magazine for the effects. I was lucky enough to roll Secondary Jaws and looked forward to Ghaustos delivering a nasty bite, Aliens style, to anyone who got too close...

## The Warband of Witch Hunter Tyrus



Hunt Leader  
Lucretia  
Bravus and  
cyber  
mastif

Witch  
Hunter  
Tyrus

Devotee  
Malicant

Sergeant  
Stone



**Rowland:** This time there would be a reckoning between Tyrus and Lichtenstein. Lichtenstein may have bested Tyrus once, but it will not happen again. Last time, Tyrus underestimated his opponent and the power of his psychic assaults. Tyrus has learnt his lesson, and now has protection in the form of hexagrammatic wards. Emperor be praised! Tyrus also felt outgunned last time whilst fighting such wily and devastating opponents, and that too has been rectified; Tyrus now has the use of gun and combat servo-skulls. The combination of these articles

and wards may tip the balance, and also shows that Tyrus has easy recourse to the very best Imperial equipment, as befits an Inquisitor of his standing. His strong ties with Imperial law enforcement agencies allowed Tyrus to replace the still crippled Barbaretta with another servant of the Emperor, Hunt Leader Lucretia Bravus.

My objective was to bring Lichtenstein in dead or alive, and to be honest, dead sounds pretty good to me. Yes, going in guns blazing would give Lichtenstein something to think about, curse his name. I'm hoping that Kessel will not interfere, but if he does then his demonic visage will be put before an Inquisitorial conclave; the Emperor's justice will be seen to

be done. Paul Sawyer's warband is a rogue element - Tyrus will want to put the foul Magus to the sword, but will he get the chance? After all it is Lichtenstein who Tyrus wants most, Emperor willing, Tyrus will be able to use the confusion of conflict to his advantage, and bring his quarry in.

I want to keep my warband close together, so they can't easily be ganged up on, and more importantly, can support each other when trouble arrives. I had a feeling that Sergeant Stone's medi-kit was going to come in useful for a start. Hopefully Malicant won't prove to be so incompetent this time, and the frothing maniac will get the chance to prove his worth to his master.



Dodge this! Zhenkang unleashes a hail of hot lead towards Tyrus and Lucretia.

Tyrus squinted through the bright, mid-morning sun, drawing his pistol while shielding his eyes with his free hand. The small community below baked in the relentless heat, a shimmering haze lending a subtle distortion to the view. Or perhaps it was more than just the heat that caused the haze. Black smoke rose from a stinking pyre on the outskirts of the township, the air was sour with the taint of the daemonic, and behind a large building to his front, Tyrus could see a swirling, pale light of unnatural origin. Was there no end to Lichtenstein's heresy? Tyrus had no doubt that Lichtenstein and the other corrupted Inquisitor were responsible for this blasphemy against the Emperor. He gestured for Bravus, his latest Enforcer, to follow him down the rocky slope towards the township. Today would be a day long remembered in the annals of Inquisitorial justice. It would see the rogue Lichtenstein and his unholy compatriot finally brought to justice.

At the foot of the escarpment, hidden in the shadows of a covered boardwalk, Zhenkang watched Tyrus and Bravus, easing back the cocking hammer of his heavy stubber and pointing the perforated barrel in their direction. These must be the interlopers Kaludram had warned him of, the ones who would try to prevent their glorious master's birth

into the world. Blood-flecked froth gathered at the corner of his mouth as he saw the woman spot him. Before she could warn the hugely armoured man who accompanied her, Zhenkang pulled the trigger, holding on for dear life as the heavy weapon bucked madly in his grip. Heavy calibre shells roared from the gun's muzzle, churning the rocky slopes to splinters and kicking up plumes of smoke and dust. He cackled insanely as he saw the woman drop, bleeding from a wound to her belly and sparks fly from a bizarre floating skull that followed the armoured man.

Hearing the roar of his minion's weapon, Kaludram tore his gaze from the unfolding majesty of his master's transmogrification, instantly alert for potential threats. He waved at Shred BD259, pointing around the far corner of the building as he slid to its corner and stared towards the hillside. A motionless dust cloud obscured whoever Zhenkang had been shooting at but, besides that, he could see a gold-masked warrior in red robes and a hugely muscled man carrying a fearsome glaive. He reached out with his psychic senses, probing for weaknesses, feathering a mind-touch on both interlopers. Sensing an opening he slid psychic tendrils of influence into his victim's mind, wrapping his power and desire around the man's individuality. He

felt resistance, but exerted his powerful will, utterly dominating his victim. He closed his eyes, opening them a heartbeat later and looking out through his puppet's eyes, seeing the warrior with the glaive lying in the sand before him, taking cover behind some rocks. With shaking hands he forced his puppet to raise his own pistols...

Malicant screamed inside his head, his self-will pushed into a creaking corner of his skull as the presence of another took control of his limbs. He fought against it, sweat bursting from his pores with the effort, but the will that had swallowed him was too strong and he could only watch in horror as he took trembling aim at Sergeant Stone's exposed back. His hands shook as he fought the loathsome influence in his mind, but he could not prevent himself from pulling the triggers. Bright las-bolts blasted the rocks around Stone's head to splinters and the massive guardsman rolled aside as Malicant's shots stitched the ground where he had lain. His mouth twisted in a silent scream, Malicant jerkily advanced towards Stone.

Inquisitor Lichtenstein flinched at the bark of gunfire from the far side of the township and motioned to Dimitri on the roof of the derrick-housing as he watched Kessel emerge from behind some rocks on the other side of the square. The



Treachery! Under Kaludram's control, Malicant turns on Stone.

damnable Daemonhost that had 'slain' Dimitri outside the chamber of the Paraelix Configuration floated beside him. Lichtenstein cursed; this complicated things. There could only be one reason Kessel was here: to banish the Daemon. Lichtenstein knew that the venerable Inquisitor would be content with simply preventing its manifestation, but Lichtenstein wanted more. He had a score to settle with this creature and he would not allow Kessel to get in his way. He sprinted towards the truck parked beside a weather-beaten building and shouted, "Kessel, stay your hand! The Daemon must manifest before it can be destroyed."

"How long do we have until then?" replied Kessel, also running for the truck.

Lichtenstein felt the almost unbearable psychic build up and said, "Not long. Moments only."

Tyrus turned at the sounds of las pistol fire behind him, his fury building as he saw Malicant blazing away at Stone. What in the name of all the holy saints was the fool playing at? The wards inscribed on his armour blazed with the proximity of psychic energy and Tyrus realised that Malicant was in the thrall of another. The Witch Hunter cursed Malicant and resolved to punish him severely for his weakness of spirit. He turned to Malicant and drew his pistol as the wounded Lucretia shouted a warning to him. He spun, seeing a mutated cultist below bringing his massive gun to bear once again, holding the muzzle pointed firmly in Tyrus's direction. He raised his bolt pistol, taking careful aim, but before he could shoot, his foe's weapon erupted with fire. Tyrus felt the hammering impacts against his armour and fiery pain as the heavy bullets tore through the

ceramite plates and into his flesh. He collapsed, clutching his pelvis as the fanatic's insane laughter rang in his ears. As he fell, he saw Stone leap to his feet, stumbling on a loose patch of scree as Malicant once more aimed his guns.

Lucretia saw Tyrus falling and rolled aside as his massive form crashed to the ground. She gritted her teeth and fought

back the waves of nausea and pain. Her breath caught in her throat as she saw a huge, mechanical behemoth lumber around the corner of the building below her and begin marching relentlessly towards her. Massive, piston-driven power claws snapped on the end of its rusted metal arms and its face was twisted in a snarl of hatred. Lucretia felt the ground shake under the impact of its footfalls and fought to unlimber her shotgun as the terrifying beast drew closer. The trigger guard caught on the leather catch of the shotgun's scabbard. She pulled again as the cyber warrior drew ever closer, the pneumatic hiss from its arms and the crackle of energy sheathing its claws getting louder and louder. She tugged frantically at her shotgun, at last freeing the weapon and racking the slide one handed. It was almost on top of her as she rolled and fired, putting a hail of shot into its groin. With a look that was more surprise than pain, the mechanised warrior dropped to its knees, blood coating its thick, canvas trousers as Lucretia's cyber-mastiff launched itself over its fallen mistress and sank its steel fangs into the warrior's chest.

Both Kessel and Lichtenstein jumped as the truck's engine roared into life, the corroded exhausts jetting filthy blue oilsmoke. Lichtenstein felt the tang of psychic energy permeate the vehicle and turned to see Dimitri moving his hands as though behind the wheel of the truck. A



With its mistress down, the cyber-mastiff rushes to defend her.



Kessel is dragged along as the truck demolishes the barbed wire fence.

side effect of the Pharaa'gueotla's daemonic presence in the Taberna Ostium mines had been the unlocking of Dimitri's latent mecha-psychic ability and, useful though it might prove to be, Lichtenstein knew he would need to keep a close eye on the Magos, as he was without the protection that shielded sanctioned psykers from daemonic intrusion. With a shriek of tyres spitting gravel, the truck suddenly sped off towards the centre of the township. Lichtenstein attempted to keep pace with the truck as its speed increased, while Kessel recklessly leapt onto its lowered tailgate. But he had misjudged the speed of the truck and was jolted from its back, only just managing to hold onto its side panels. The truck sped off, dragging Kessel behind it and

smashing through a wire fence in a shower of sparks towards the centre of the township.

Zhenkang turned at the sound of the truck smashing through the fence towards their master's chosen vessel. Shimmering light still surrounded her and it was all too clear what the driver of the truck's intention must be. He experienced a moment's confusion as he saw that there was no one driving the truck, but didn't let that stop him from swinging the heavy stubber around and pulling back the trigger. Firing at such close range and at such a large target, almost all the shells impacted on the truck, blasting great holes in the bodywork and punching through the engine block. Smoke belched from the speeding truck and the engine

exploded, wreathing it in flames. Kessel screamed in pain as the fires scorched his arms, but held on regardless. He could feel the tightness in the air, the fabric of reality twisted by the abomination attempting to force itself into existence. The air reeked of its foulness and he knew that he did not have much time.

Stone slid partially down the rocky slope and saw a figure clad in blasphemous runic armour at the corner of a building below him. The grinning figure was mimicking Malicant's every movement, and Stone realised that this must be the cause of the Redemptionist's treacherous behaviour. He snapped off a quick shot, blasting a chunk of timber from beside the man. The heretic ducked back and vanished from sight as Stone crawled back to the top of the slope. He rolled onto flat ground, allowing the glands implanted in his neck to release a cocktail of combat stimulants. He felt fresh strength flood his system and leapt to his feet. He turned in time to see Malicant's contorted features and the flash of gunfire from the Redemptionist's pistols. One shot scored across his leg and another slammed into his belly. He grunted in pain, reeling back and raising his own gun. But before he could pull the trigger, Malicant lowered his las pistols and the glaze of another's control dropped from his eyes. Sensing the threat from Malicant was over for now, Stone turned as he heard the sounds of battle over his shoulder and saw Lucretia's mastiff savaging an enormous warrior armed with power claws. He pointed at Malicant and growled, "This isn't over, zealot..."



Zhenkang shreds the truck from end to end with heavy calibre shells.



Lucretia used her shotgun to push herself upright, knowing that her cyber-mastiff wouldn't be able to hold the mechanised warrior for long. It bit into what little organic components remained of him, scoring deep grooves in his flesh. She unhooked a synthflesh spray from her belt and applied it to her wound, the pain fading as the quick-acting balm did its work. She pocketed the synthflesh canister and aimed her shotgun, cursing as Stone charged past her, swinging his enormous glaive at the thrashing warrior. With a shrug, she scabbarded her shotgun, unslung her shock-maul and charged after the Gland War veteran.

Lichtenstein followed the speeding truck across the buckled fencing, halting at the edge of the thick, steel pipe and watched as the lumbering form of Gryx emerged from behind the structure to his left. He shouted, "Angellus", then after a moment's pause added, "Do not attack Kessel or his companions!" The servitor warrior bellowed as his pacifier helm slid up and the injector implants grafted to the scar tissue of his left shoulder injected a flood of stimms directly into his bloodstream. Lichtenstein saw a robed fanatic ahead with a heavy stubber rapidly thumbing shells into the breech of his weapon and sent that image to his servitor-warrior with a pulse of thought. Gryx took off at a sprint, the replacement leg grafted on by Monque and Dimitri performing admirably as he hurdled crates in his frenzy to tear at his target. The fanatic pulled back the loading hammer and swung the weapon to bear, but it was too late – Gryx had him, swinging his power claw in a deadly arc at his belly. The energised blades of the claw sheared through the barrel of the heavy stubber and punched through the fanatic's belly, before smashing through the timber structure of the building behind. Gryx tore free his claw in a welter of blood as the fanatic slumped to the boardwalk, half his midsection torn away.



Gryx goes up to 4 on Zhenkang.



Graham checks to see who gets caught in the blast of the hydrogen tank's explosion.

Kessel decided enough was enough and released his grip on the truck's tailgate, rolling to his feet as the truck continued its lunatic course. His legs were bloody and torn after being dragged across the barbed wire fence. The Healer was just in front of him and Kessel could see that there was even less time left than Lichtenstein had said, Pharaa'gueotla was practically manifested. Blinding light poured from great rents in her flesh and her features twisted and ran like molten wax as the Daemon Prince warped her form to its own. Glistening wings, half formed out of the ether, flapped ghost-like from her back and a keening birth cry tore at the air. Kessel steeled himself against the Daemon Prince's corrupting presence and began to channel psychic energy into himself. As he did so, the truck smashed through a pile of barrels and crates, and an explosion mushroomed skyward, ripping through its thin underbelly and detonating the fuel in the vehicle. The blasts slammed Kessel into the ground and his grip on the psychic energy slipped, flaring from his head in a burst of power. Blood streamed from his nose and ears as the flaming wreck hurtled through the air, slamming into the

tall hydrogen tank on the township's edge. The metal skin of the container buckled and sheared away, sparks shrieking and igniting the highly compressed gas in a roaring pillar of blue flame. Seconds later the entire tank exploded, showering the township in whickering fragments of burning metal and an expanding sphere of flaming gas. Kessel covered his head as fiery debris rained down around him, his mind pounding with the pain of psychic backlash. He pushed himself to his knees, wincing as he pulled a smoking shard of metal from his arm, and took advantage of the confusion caused by the explosion to take stock. Mechsimum advanced behind him, his leg bleeding and scorched from the blast, while Logan Storm rumbled towards a rocky outcrop, seeking a good firing position. Loa Gorg was close; he could sense the Daemonhost's nearness and the scratching, insistent presence at the edge of his mind as the soul-fragment bound within the sword sensed his weakness. Quickly he suppressed its hunger. To his left he could see Lichtenstein's servitor warrior, its claw awash with blood, and the Daemonhost Ghaustos, drifting from the cover of the

pipe. On the hills above the town, a furious battle was raging, though it was impossible to make out the details through the smoke. Gripping his force staff, he stood and saw the leering form of the Daemon turn its attention his way as the last vestiges of the Healer were cast aside and Pharaa'gueotla's true corruption was revealed. Cold fury gripped the Inquisitor and he realised he had to act quickly.

Loa Gorg sensed its master's wishes and charged towards the burgeoning Daemon Prince, floating within the shimmering whirlwind that still surrounded it. Loa Gorg lashed out with clawed hands at Pharaa'gueotla but the Daemon laughed at his puny efforts. Kaludram roared in fury at the impertinence of Kessel's Daemonhost in attacking the majesty of his lord and unsheathed his glittering daemonsword, charging in with a ferocious battle cry. The sword sang, but Loa Gorg dodged each lethal thrust, darting aside with preternatural speed.

Surveying the battle from his vantage point, high on the derrick housing, Dimitri watched the unfolding battle dispassionately. He no longer saw the world as before, his bionic cortex exchanging information with his senses by artificially generated electrical impulses. He saw the soon-to-manifest Daemon as a series of vari-spectral hues with proportional vectors of unmeasurable energy, its form blurry and indistinct to him. A giant figure in power armour came into view, its surface pitted with symbols that registered on Dimitri's threat files. He mechanically engaged his targeting algorithms and opened fire. Both shots kicked up spurts of dust, but failed to find their mark. Dimitri compensated for the inaccuracies and prepared to fire again.

On the other side of the township, Malicant sheathed his pistols and drew



Outnumbered, Shred BD259 finally falls to Malicant's eviscerator.

out his eviscerator, furious beyond words at the violation visited upon him by the enemies of his master. The new enforcer and her mastiff were fighting alongside Stone against an enormous mechanical fighter, only just holding it at bay. Malicant charged down the slope, raising his eviscerator high above his head and screaming in hatred. The gladiator warrior swayed aside from a thrust of Stone's glaive and batted it aside, closing and snapping his power claw at the guardsman's head. The blow was intercepted by Lucretia's shock maul, the enforcer spinning low behind the gladiator and thundering her weapon against the base of his skull. The gladiator dropped to his knees, blood pouring from his cracked head as Malicant joined the fray, slashing his shrieking chainblade across his foe's chest. Blood sprayed from the wound and the gladiator toppled backwards. Malicant leapt on top of him and drove the sword downwards through his chest with a howl of fury. The

eviscerator juddered in Malicant's grip, the barbed teeth grinding against the Gladiator's ribs. Smoke boiled from the motor in the hilt as Malicant ripped the weapon clear and stood, his heart hammering against his ribs, breath hot in his throat.

Slaved to the imperative to kill, Gryx swung his lolling head in search of fresh targets. Two figures battled in the shadow of a swirling maelstrom of light, one of which was off limits, while the other was a viable target. Growling with battle-lust, the servitor warrior set off to kill again.

Kaludram heard the sound of heavy footfalls behind him and risked a glance over his shoulder in time to see a one-armed servitor warrior charging him with murder in his eyes. He turned from the nimble Daemonhost and barely managed to dodge a swipe aimed at his head. Gryx attacked again, furiously slashing his power claw at the Magus, but the man moved like quicksilver, swaying aside,



Loa Gorg avoids Kaludram's attack as Gryx charges in to deliver the coup de grace.



Man against Daemon. Kessel fights for his life against Pharaa'gueotla.

ducking, and leaping above the servitor warrior's frenzied attacks. Metre by metre, Kaludram was forced backwards, the glamour encased within his sword failing to ensnare his attacker's gaze. Another flurry of blows came at him, each one dodged by the narrowest of margins. Kaludram spun away from yet another blow, desperately backing away from the maniacal warrior. He saw an opening to break from this combat and took it, turning away from Gryx as an incandescent blast of light, like a miniature sun, exploded between them. In the confusion he stumbled away from the fight, almost tripping over the remains of the shattered hydrogen tank and into the staggering form of yet another cybernetically-augmented warrior. Who had unleashed the psychic attack, he could not tell, but obviously this warrior had not been lucky enough to avoid being blinded by it. He lashed out with his crackling power fist, catching the warrior high on the temple and almost

tearing his head clean off. The warrior dropped, his legs spasming weakly, and the Magus turned back to where his master shimmered in the throes of its final transmogrification. He experienced a moment of pure horror as the servitor-warrior he had just escaped from charged from the dimming light, and this time there was no escape. The power claw slashed across his leg, the return stroke closing around his arm and ripping it from his body as easily as a man might snap a twig. Blood fountained from the wound and Kaludram collapsed, pain like nothing he had ever known flaring around his body like an electric charge. Even as consciousness slipped away he felt a surge of vindication as he felt his master ascend to this mortal plane.

With a hollow crack that pounded the air with its violence, the last remnants of the Healer's flesh exploded from the newly-birthed Daemon Prince's form. A creature older than time stood revealed in all its chaotic majesty. Iridescent wings flapped

from its back and its skin glittered as though studded with diamonds. Its movements were sluggish, as though not yet used to physical form. Its eyes burned with the thirst of ages and an anger that had seen civilisations exterminated on a whim.

Lichtenstein chanted the Verses of Banishment, intoning the names of the holy saints of exorcism as he drew vast amounts of psychic power into his body. He would only get one shot at this and thought it fitting that since he had brought this monster into the world, he should be the one to send it back to the hell from whence it came. Blood ran from his nose as the accumulated warp energy threatened to spill out from his fragile human frame. He took a step towards the Daemon Prince, raised his hands above his head and yelled, "Foul beast! Back to the pit from which you were spawned!"

Bolts of pure white energy leapt from his outstretched hands, lashing the beast with coruscating energy and enveloping its

form in binding chains of power. Lichtenstein kept pouring power into his banishment, but Pharaa'gueotla merely laughed, swelling its barrel chest and splitting the bindings asunder.

On the hillside above the township, Tyrus ran stiffly towards the exhausted members of his warband where they stood over the body of the fallen gladiator. Malicant's features shone and his huge chainblade was coated in blood. Perhaps the Redemptionist had done something right for a change. The wound in his groin pulled painfully every step he took, but Tyrus was damned if he would miss this fight. Stone's medi-kit should keep the bleeding down and minister to the pain for long enough. With a curt nod, he led his followers towards the centre of the town. Lichtenstein was there, and there was soon to be a reckoning.

Kessel groaned in frustration as he saw the Daemon Prince shrug off Lichtenstein's banishment. It was still groggy, unable yet to take advantage of its stolen physical form, and Kessel realised what he had to do. Silently he commended his soul to the Emperor and raised his force staff to his lips. The blessed saint of Ulantrix herself had touched the weapon and Kessel reverently kissed the inlaid scrollwork there. The Daemon towered above him as he charged towards it, its fanged maw leering at him malevolently. With a scream of revulsion, Kessel ducked beneath the Daemon's claws and swung his force staff in an upward arc. The skull-topped staff connected with the Daemon's midriff and Kessel channelled

all his rage and disgust through the psychically attuned material of the weapon. Foul ichor splattered him as the Daemon's substance burst apart under the impact. Pharaa'gueotla shrieked in sudden pain, reeling from Kessel's blow. The Inquisitor stepped aside a sweep of the Daemon's talons, narrowly avoiding being crushed under its gnarled foot. The Daemon stepped back, closing its claws around Kessel's body, but the inquisitor stepped forward and hammered his force staff into the rippling tear in the Daemon Prince's body where he had struck before. He screamed as power he had not dreamed or dared he could tap poured through his body, along his arms and into the force weapon. Kessel's staff ripped upwards through the substance of the Daemon's body, cleaving it in two, blazing arcs of dark light vomiting from the wound. The fluid matter of the Daemon Prince disintegrated under the assault, exploding with a burst of tainted light and a shriek of tortured anguish as it was once again banished to the haunted depths of the warp. Kessel dropped to his knees, utterly drained as he saw Loa Gorg floating towards him.

Grinning with vindicated triumph, Lichtenstein staggered forward towards Kessel, his reserves of energy stretched to the limit by this encounter. Pharaa'gueotla was gone, destroyed while in physical form and cast back to the Immaterium. No matter that he had not been the one to dispatch the Daemon; the deed was done, and that was what mattered. He leaned on the pipe and called out, "Impressive, Kessel. Most impressive." He saw Gryx standing over the body of the

fallen Magus and telepathically sent the shut-down command to his berserker, feeling the weight of the past few months wash from him. Kessel nodded, too weary to respond and hauled himself to his feet using his force staff. He turned to face Lichtenstein as a crack of gunfire echoed across the square and Gryx went down, twin holes blasted in his groin. Lichtenstein ducked into the cover of the pipe and drew his stubber as Kessel spun to face the new threat.

Tyrus stepped into the square beside an enforcer carrying a smoking stubber. His fanatic sprinted around the flanks while a burly soldier followed behind. Lichtenstein returned fire as Logan Storm opened up with his multi-laser, having worked his way into a covering position. The enforcer went down under the hail of fire and the square became a death-trap of bullets and laser fire. Kessel ducked and hurled another pyrotechnic burst of psychic energy into the centre of the square. He strode forward and shouted, "Cease this madness! The foe is defeated!"

Tyrus fired off a volley of bolter shells as he saw Lichtenstein sheltering behind a giant ore pipe, cursing as he saw the majority of his shots ricochet from the ironwork. The meddling fool Kessel stepped in his way, blocking his line of sight, foolishly thinking that this would prevent him from shooting. He drew a bead on Kessel and fired, putting him down with bolter fire, one shot clipping his leg, another grazing his skull. Kessel dropped, blood pouring down his face as he heard Tyrus bellow, "There is no escaping the Emperor's justice, sinners!"



Face to face again. Bitter rivals, Tyrus and Lichtenstein, square off as Kessel tries to halt the bloodshed.

Once more, Lichtenstein cursed Tyrus's name as he saw Kessel fall. In the confusion of the battle against the Daemon, he had allowed Tyrus to slip from his mind. It was time to leave this place. But not before he had exacted a measure of vengeance on Tyrus. He sent a psychic thought to Dimitri and seconds later, a Kraken penetrator bolt hammered into Tyrus' leg, pitching him to the ground. Lichtenstein ducked back as another volley of fire rang from the metal of the pipe and swiftly spun from cover to take aim at Tyrus. He squeezed the trigger and grinned as the round punched through the Witch Hunter's thigh armour, hurling him backwards. Kessel was down, but Lichtenstein owed him nothing and, as Tyrus struggled to rise, he realised he would never get a better chance than this to make his escape.

Keeping his pistol trained on Tyrus's warband, Lichtenstein and his followers left the devastated township of Paganus Reach to make their way back to Cephalon. Their work here was done.



After a deadly gun battle, Lichtenstein is the last man standing.

**T**yrus fought through the pain of his wounded leg and pushed himself to his feet. Blood washed down his thigh cuissart and his every nerve screamed in pain. But he had suffered worse before this and could not show weakness before his followers. No matter that each of them had allowed their wounds to debilitate them to the extent that they were unable to fulfil their obligations to him. He would decide their punishments later, but for now he had more pressing concerns. He limped painfully to where the bleeding form of Kessel lay, a long gash torn in his temple where Tyrus had shot him. Lichtenstein had escaped him once more, but the capture of Kessel was a prize that almost made up for the renegade's escape. Kessel groaned, and even a cursory glance told Tyrus that these wounds were not mortal. The rogue Inquisitor's disfigured face was testament to the dangers of Radicalism and Tyrus shook his head at such folly. The misguided fool would soon learn through pain the error of his ways.

Tyrus waved the wounded enforcer forward. "Bravus, restrain this one. And do not touch the sword; it is corrupted. Leave that to me."

Bravus nodded and removed binders from her belt as Tyrus and Stone walked through the devastated township towards the fallen warrior in power armour. Tyrus' lip curled in

contempt, recognising the blasphemous sigils engraved upon the figure's armour as Stone knelt beside the man. This was a follower of the Ruinous Powers, and Tyrus would take great pleasure in bringing agonising retribution down upon him. The heretic's arm was crudely severed just above the elbow, blood pumping steadily from the ragged stump.

"His wounds are grievous," confirmed Stone with relish. "He will die soon."

"Make sure that he does not," snapped Tyrus.

Stone rose, a puzzled look on his face. "You wish him to live?"

"I do," confirmed Tyrus. "He must be seen to be punished, so that all who see his fate shall know the price of heresy. He will die without your skills."

"So let him die," sneered Stone.

Tyrus lashed out with his fist, gripping Stone's bandolier and lifting the heavy sergeant from his feet.

The Witch Hunter hauled Stone level with his own scarred face.

"If he dies, so do you. Now do as I command."

Tyrus dropped the shocked Stone and turned away.



## MORE BANG FOR YOUR BUCK



Graham McNeill

**Graham:** I don't think I've ever seen such a destructive game of Inquisitor, and I've run plenty of games. Setting the scenario in a mining complex was a gift for fans of explosions and destruction, and I knew that these guys weren't going to be happy unless they managed to destroy half the settlement as well as the Daemon. And they didn't disappoint. I saw this game as the climax of a movie. I could picture the truck laden with ammo careening into the hydrogen tank in slow-mo and the chain reaction of explosions that followed. Equally as vivid were the psychic pyrotechnics when Kessel destroyed the Daemon's physical vessel before it could act, and the final shoot-out between Lichtenstein and Tyrus. I was very pleased at the way things worked out and none of the worries I'd had before the game cropped up.

I remember Rowland once describing games of Inquisitor as being like the last

ten minutes of an episode of Buffy the Vampire Slayer, the point in the show where everyone knows what's going on and it's time for Buffy to kick some bad guy butt. That description really struck a chord in me, and it's a feeling I've tried to carry over into my games of Inquisitor. Keeping things moving quickly and giving the players a sense of urgency is essential for an exciting game of Inquisitor, and it makes it a much more involving experience when players are getting into their roles to the extent that they're yelling, "Die evil Chaos-scum!" across the board. I was also pleased that the vehicle rules I'd written also got a try out. Though the truck was being 'remote-driven' by Dimitri, the rules worked pretty much as I had hoped and if you want to give them a try, be sure to check out issue 2 of Exterminatus magazine.

I had great fun running this scenario and it developed nicely as the game went on, with tensions escalating steadily from gunfire to explosions, to bigger explosions, to a dramatic finale with a brave Inquisitor

taking on a Daemon Prince single-handed! After the game, we talked about what would happen next. The wounded Tyrus has now taken Kessel and Kaludram prisoner and is preparing them for their Trial by Ordeal. This is another of Inquisitor's great strengths, where the ending of one game naturally leads into the next. As we talked over the scenario's ending, a number of potential story arcs immediately suggested themselves. Would Loa Gorg attempt to rescue his master? What would happen if someone else were to pick up Kessel's sword containing the soul-fragment of Loa Gorg? Might Lichtenstein attempt to free Kessel from the Witch Hunter's clutches – as much to annoy Tyrus as for any altruistic motives?

There's plenty more to be told in the adventures of these Inquisitors and we're already planning their next encounter as part of our own Studio campaign. It seems that there is yet more blood to be spilt and intrigue to be had on the streets of Karis Cephalon.

## BETWEEN A ROCK...

**Paul:** I've not had so much fun in a game in ages – Inquisitor really does allow for some superb, action-packed moments, plus many moments of hilarity. The game had everything and despite my eventual demise I had a great time. I even got time off at the end of the game for bad behaviour...

It was fairly predictable that Kaludram and his retinue would struggle against the odds arrayed against him, and so it proved. Kessel and Lichtenstein kissing and making up didn't help my cause and was my eventual downfall. As they say, 'it's a game of two halves'.

For the first part of the game Kaludram's warband totally dominated, but being outnumbered eventually counted against them. That, and not being able to actually put Tyrus's retinue out of the game. Kaludram himself started proceedings nicely by taking control of the already confused mind of Malicant. Unfortunately his deranged faculties meant that control wasn't as absolute as I'd have liked. It was also unfortunate that Malicant started with his las pistols drawn and not his deadly eviscerator, as that would have made a severe mess of Stone. In the end, some very

poor shooting meant that Malicant did no damage to Stone but did tie the two of them up for a considerable period of time.

Zhenkang blazing away on full auto at the start of the game was a riot – 40 shots, of which only two hit, but imagine the hail of hot lead tearing chunks out of everything in its path (apart from Tyrus's lot sadly...). Zhenkang did very well early on but caused more fear than actual damage in the end.

Shred BD259 was an immense disappointment, but then he did take on Tyrus's whole retinue pretty much alone. His rules mean he has to move towards the nearest visible enemy each turn and I had the choice of letting him go or joining him but leaving my main objective, the Healer, unprotected. In the end, Shred charged in and, whilst he tied the Imperial lackeys up for a turn or two, did little damage himself as he was up against too many opponents – I really wanted to see what damage his power claws could do...

As the game drew on the writing was firmly on the wall, and so it proved as one-by-one the valiant defenders fell to the bullyboy tactics of the false Imperium. Kaludram alone stood against the so-called might of the Imperium, driving all before him until they turned a cheap trick and set upon him from behind, typical behaviour that shows just why they have no future in this galaxy or any other. The might of my masters will prevail.

They think they have me prisoner, debilitated with one arm ripped from this mortal coil. How terribly naive they are – I have them right where I want them...



The aftergame handshake took many minutes to untangle...

## MIXED SUCCESS

**Gav:** As expected, this turned out to be another classic episode in the saga of Inquisitor Kessel, with plenty of gunplay, sword fights, explosions and, of course, raging daemonic entities hell-bent on subjugating the world of Karis Cephalon.

Well, the shaky alliance with Lichtenstein just about managed to hold together, despite Kessel having the feeling that Lichtenstein knows more about the Daemon Prince than he's been telling. In the end, the Chaos Magus and his nefarious followers were dealt with in pretty short order, mainly because Phil and I agreed to settle our differences and concentrate on the main objective.

Overall then, Kessel had a moment of great victory and a moment of shaming defeat. His single-handed banishment (or pummelling, to be more precise) of the Daemon Prince has to go down as one of the most heroic and downright impressive things he's ever done. Never before has a force staff served such a great purpose! Okay, it was a little lucky to destroy the Daemon's manifestation in a single turn, and it could have spelled real

problems for our daemon-hunting hero if it had been given the chance to attack back, but it all turned out good in the end. Really, it was a just reward for his bravery in challenging the Daemon alone and unaided.

The real fly in the ointment is that bombastic, meddling fool Tyrus! If only he had listened to reason, much bloodshed could have been avoided. Despite Kessel's selfless attempt to resolve the dispute between the Witch Hunter and the dubious Lichtenstein, the knuckle-headed oaf simply opened fire on him and has now taken Kessel into custody. In fact, though I say it myself, I thought it was quite impressive – the blinding flash to attract attention, and the booming demand to everyone to lay down their weapons. Kessel's no stranger to Inquisitorial Conclaves, and will probably make short work of any accusations Tyrus tries to level at him. After all, he has been valiantly protecting the Emperor for several centuries now, and no upstart with a power armour complex is going to get in his way now... Oh, and yes there were some slightly iffy moments. After Kessel's Willpower was



Graham and Gav plot the next Inquisitor scenario.

reduced by a failed psychic attack, he spent the rest of the battle staving off Loa Gorg's attempts to take him over. There'll be some chastisements for a certain Daemonhost, and probably the addition of a few more charms and wards to keep him in place when the two meet again.

## FIRE AND BRIMSTONE

**Phil:** I just love blowing stuff up in Inquisitor. A game's just not the same for me unless I've caused substantial property damage and wrecked at least one terrain feature. For me, one of the highlights of the game was Dimitri's overly successful distraction tactics – the psychic commandeering of a munitions truck. His impromptu ram-raid took down a fence, blew up a couple of piles of crates, the truck itself and ultimately a hydrogen tank, causing an explosion of monumental proportions. Excellent news.

As far as my mission was concerned, perhaps the most important action I took was talking to Kessel. As far as I knew he intended to go in guns blazing and obliterate the witch before Pharaa'gueotla manifested; in no way a solution to its rampage. Because I took the time to

role-play an exchange between the two Inquisitors, Gav's warband acted as my allies rather than as my enemies. Although my attempt at banishing the Daemon failed by the smallest of margins, Kessel was on hand to beat seven kinds of hell out of the manifested Daemon Prince with his force staff (who needs psychic chicanery when you've got a big old stick). Where does he get those wonderful toys...?

As for Tyrus, well, the big bully didn't even get close. Due to the intervention of Paul's warband, Rowland didn't really get off the starting blocks until the Daemon was dealt with. By then, Gryx had taken down two thirds of the Chaos warband, including snipping the arm off the Magus himself (good dog!). That meant that by the time Tyrus had hauled himself over to the town square, I was good and ready for him;

Lichtenstein's rock steady aim and the cover afforded by the pipe sealed the deal. So when it came down to the high-noon style shootout, I was able to take out Tyrus' legs (again) whilst sustaining practically no damage in return. I was very lucky that Dimitri came back online just in time to slam one of his two Kraken penetrator rounds into Tyrus's kneecap. It happened I'd stacked the rounds in his bolt pistol's magazine just right.

So the Daemon was banished back to its hell for a millennium, Lichtenstein thwarted his old enemy Tyrus yet again, and my warband came away with no more than the odd scratch. Definitely a success. I'm so chuffed at the way things panned out, I'm even considering a rescue mission to free Kessel from the self-righteous clutches of Tyrus...

## BATTERED AND BLOODY

**Rowland:** All Tyrus had to do was shoot Lichtenstein in the head. Pretty simple? It might have helped if I'd aimed, but like Tyrus himself, I was pretty fired up by that point in the game. Barring Lucretia's man-hating shot to Gryx's groin, Lichtenstein's warband was pretty much unscathed. With his quarry so tantalisingly close, Tyrus only had to win a gunfight and his nemesis would be at his knees at last. It was not to be.

I have to say that I was feeling rather confident to start with, a sure sign of failure perhaps. Tyrus hadn't counted on fighting his way through two other warbands before coming up against Lichtenstein. Graham had endeavoured to make Tyrus's task as difficult as possible. Any initial confidence that had

existed was soon blown away. Literally. A heavy stubber on full auto is a frightening thing. In all my games of Inquisitor, not once had I came up against a heavy weapon, and after that opening salvo, I wished the rules for the damn things hadn't been written. Or that I had one in my warband. Then to make matters worse, the ever-reliable Malicant suddenly didn't feel himself. One thing's for sure, you can always trust Malicant to mess everything up.

Luckily, Sergeant Stone didn't hold any grudges, until after the game, where he will pistol-whip him into unconsciousness! After such a bad start, I didn't think I could get back into the game. However after a timely groin shot, some band-aids from Stone's medi-kit, and out-of-character competence

from Malicant with his eviscerator, things looked better. It's the ups and downs of fortune that makes Inquisitor so much fun to play. One minute you're doomed and the next, your warband stands triumphant! Even though Tyrus couldn't bring Lichtenstein in, some considerable solace can be taken from the capturing of Kessel and the Chaos Magus. In story terms, Tyrus will obviously put the Chaos Magus through various ordeals before sentencing him to a painful, perhaps even fiery death. As for Kessel, an Inquisitorial Conclave will have to be arranged to pass judgment on the wayward Inquisitor. Next time Tyrus meets Lichtenstein, Tyrus will have a new plan, a resourceful plan, a plan involving using Malicant as a bullet shield...

# INQUISITOR



## Inquisitor Rulebook

£20

For ten thousand years the Emperor has reigned over the Imperium of Man. For ten thousand years his armies have conquered worlds and battled across the vastness of space in the defence of his empire. And for ten thousand years the forces of the Emperor's Inquisition have fought a secret war to defend Humanity from its worst enemies – the alien, the heretic and the daemon. This is a war fought as much with heart and mind as with guns and blades. It is a war without mercy, without end. This is the battle for the Emperor's Soul.

This rulebook contains all the rules you need to play Inquisitor.

(Models shown at 60% of actual size)



Inquisitor Eisenhorn £15



Artemis £18



Inquisitor Covenant £15



Witch Hunter Tyrus £15



Delphan Gruss £12



Damien 1427 £12



Malicant £12



Cherubael £12



Severina and Sevora £15



Preacher Josef £12



Duke von Castellan £12

Available from selected Games Workshop stores, Mail Order (0115 91 40000)  
and online at [www.games-workshop.com](http://www.games-workshop.com)





**Barbarettta** £12  
includes cyber-mastiff



**'Slick' Devlan** £12



**Sergeant Stone** £12



**Quovandius** £12

## MAIL ORDER ONLY INQUISITOR MODELS



**Krashrak** £12



**Damian Bloodhound** £12



**Techpriest Tezla** £12



**Jan van Yastobel** £12



**Simeon 38X** £12



**Lucretia Bravus** £12  
includes cyber-mastiff



**Sergeant Black** £12



**Fabian** £12



**Krieger 'Krash' Thrax** £12



**Kal Jerico** £15

This is by no means a complete selection of the Inquisitor models available. There are several more Inquisitor models, along with extra components and variants, that have been released as part of the Mail Order ONLY Inquisitor range. You can now order Major Jaxon, servo skulls, mutant accessories, weaponry and much, much more. Don't forget that you can also order individual components for your models, to make creating and customising your own Inquisitor characters even easier. Just phone Mail Order on 0115 91 40000 for more details.



# CONFLICT

**EDINBURGH**  
Regional Tournament

Sunday 19th May 2002

Royal Highland Exhibition Centre  
Ingliston Road, Edinburgh



# CONFLICT

**BRISTOL**  
Regional Tournament

Saturday 22nd June 2002

The University of Bristol Union (UBU)  
Queens Road, Clifton, Central Bristol

## ARE YOU THE GREATEST LEADER OF YOUR REGION?

Register your army for your regional tournament and prove your worth! The Conflict Tournaments will also feature participation games, Mail Order, Forge World, the chance to meet the Fanatic team, and special guests.

To get your ticket, talk to your local Store staff now!

Full Tournament rules will be sent with your ticket.

Warhammer 40,000 Tournament - 1,500pts

Warhammer Tournament - 2,000pts

£25 in advance for each tournament.

£10 in advance for spectators.

Tournament tickets only available in advance.

Don't miss out, get your ticket today!

Check out [www.games-workshop.com/ukevents](http://www.games-workshop.com/ukevents) for more details about these tournaments and other events.

# THE LORD OF THE RINGS

THE FELLOWSHIP OF THE RING

In This Issue:



Tactics



New Scenario!



Gimli & Legolas  
Masterclass

OUT THIS MONTH

Mounted  
Boromir  
£6.00

Available from  
Games Workshop  
stores, Mail Order  
and independent  
stockists, or visit  
our online store  
at [www.games-workshop.com](http://www.games-workshop.com)



Alessio Cavatore delves into some of the tricks and tactics that can be used in The Lord of The Rings strategy battle game, proving that the game is not as easy as it might first appear.

The first thing that hits you after playing a few games of The Lord of The Rings battle game is that this is most definitely not Warhammer!

The true novelty of The Lord of The Rings game is that all our main games until now have shared a common structure: player A does his entire turn, then player B completes his and then back to player A, and so on.

The Lord of The Rings game is deeply different, because first both players move their pieces, then both players shoot, and finally close-quarter combats are solved. This new structure creates a completely different gaming experience. For gaming veterans like myself who have grown up with an alternating turn system it can take some getting used to. Getting to grips with the new system meant I would make silly mistakes such as when it was my turn to move first, I placed my archers in a position where they had a clear line of sight to the enemy, thinking "this is a very good shot!" Too late I realised that before my Shoot phase, my opponent had his own Move phase, so he could move his models into cover, out of sight or even out of range of my archers!

This example leads us to the first part of this article, dealing with the first phase in the turn.

### PRIORITY PHASE

Well, the only tactic I can recommend for this phase, consisting of a single roll-off, is 'roll well'. I'd just like to point out that rolling well does not necessarily mean to win the priority roll! You will soon realise that in the early turns of the game, when the models are too far away for close combat, it is actually better to lose the roll and go second, because this allows you to see what your opponent is doing and react to his moves. Later on, when the models are in charge range, going first becomes more of an advantage, allowing you to pin enemies in place before they can move, and even stopping Heroes from using their special powers!

Not as straightforward as it first seemed, is it?

### MOVE PHASE

This is certainly the most interesting phase in the game, where you can show all your tactical acumen! It makes a great

# CORE TACTICS

## *Tactics for The Lord of The Rings strategy battle game*

deal of difference whether you have the priority or not in this phase, so let us examine the two cases separately.

If you have priority, remember that the enemy will move after you, before you get to do anything else! If you want to charge, try to surround each enemy with at least three models, in order to trap them. Remember that if you charge a model and

engage it in combat, it won't be able to move, cast spells or shoot, so it is often well worth getting stuck in. If you don't want to charge because you are clearly outmatched in close combat or you want to shoot and/or wait for reinforcements, keep a distance from the enemy of double the enemy's Move value if at all possible. This is because if the enemy wins priority


### PRIORITY AND THE DOUBLE MOVE



**1** The Good side and Evil side are more than 12" (28cm) away from each other, meaning that neither side will be able to charge this turn.



**2** The Good side wins priority and elects to advance. The Evil side moves second, also deciding to advance.



**3** When rolling for priority this turn, the Evil side has a better chance of winning and moving first, allowing them to charge and give themselves a better chance of winning by being able to choose who they attack.

in the next turn (and they are more likely to win it than you are) they will move again before you can do anything. You therefore need to be two moves away from them to be safe. It's important to think one turn ahead and that makes the game very interesting. Also, as you move, always remember to cast your spells, to move only half distance if you want to shoot and to position your archers so that the enemy cannot hide from them.

If you don't have priority, observe the enemy's moves and react to them. Try to charge against enemies that have ganged up on some of your models to help them out. Move your models so that there is something between them and enemy archers that are free to shoot (possibly a house!). Finally, consider that in the following turn you have more chance of getting priority, so you can place your models in a position from where they can launch an attack if they get to move first next turn.

You have probably noticed by now that for both players it's vital not to think exclusively about the current turn, but about the following one as well. This makes for a very challenging game, where you must constantly think ahead and where you are invariably punished if you let your opponent surprise you with a double move which you were not expecting.



Gimli and Boromir's high Defence value makes them very difficult to wound with Strength 2 Orc bows (to wound Gimli you need sixes followed by fives). The Hobbits make a much better target as they have low Defence values.

### SHOOT PHASE

Well, one thing is very important to understand here: the enemy cannot shoot you if they are dead.

In other words, if you have priority it's normally a good idea to target enemy archers and try to take them out before they can shoot. Another good reason to aim at them is that they normally have a lower Defence value than close combat

troops armed with shields, which makes it easier for you to score a wound if you hit.

In any case, always try to keep an eye on the Wound chart and pick on softer targets. This is particularly important if your bows have Strength 2 (ie, you're not an Elf!), in which case it's better not to shoot at anything with a Defence of 5 or more, because you will need to roll at least a 6 to wound.

In the battle report in White Dwarf 265 the Moria Goblins' bowfire was concentrated on Gandalf. The Moria Goblins managed to wound Gandalf forcing Gandalf to use a valuable point of Fate.



Elf bows have Strength 3, which makes them far more efficient than other bows, especially when coupled with the Elves' great shooting value of 3+. Lethal!

On the other hand, even the lowliest Moria Goblin has a chance of wounding the mightiest of Heroes with his bow without risking his neck in hand-to-hand combat. It is true that your chances of scoring a wound against very high Defences are not too good, but remember that everything counts in great numbers (as the episode of the death of Boromir shows all too clearly).

One last thing – always keep in mind your objective for the scenario. Sometimes you can get a bit too carried away with your shooting, and that will slow you down long enough for the enemy to fulfil their victory conditions. If you are shooting you are moving at half speed and that might cost you dearly. Sometimes it's better just to forget your bows and rush towards your objective.

## FIGHT PHASE

In this phase more than any other, numbers count for a great deal. If you manage to surround and trap an enemy, your chances of winning the fight and taking him out are vastly increased.

Heroes are a different problem because, having a very high Fighting value and several points of Might, they are likely to win fights even when completely surrounded by scores of lowlier enemies. Patience is the best solution here – their reserves of Might are not unlimited and once they use them all they become vulnerable, so just mob them and keep attacking; they will grow tired and then



Using warriors armed with spears allows you to gain extra attacks against models fighting from defensive positions.

you'll be able to hit them. In the long term perseverance (some may call it stubbornness) does pay out.

## ABOUT WEAPONS

Spears are brilliant because they allow you to concentrate more manpower where you need it without exposing your models to the enemy's counter-attacks. I would recommend that you always buy a spear-armed model for each of your sword and shield wielding models when you are selecting your force, and you might consider doing the same for your archers.

Two-handed weapons are trickier to use. It's true that you're more likely to kill your opponent if you hit him, but your

chance of winning the fight and consequently your chance of striking your blow are greatly reduced. I would say, always use these models in conjunction with others equipped with normal weapons. With such clumsy weapons, teamwork is fundamental.

Finally, a word on shields. If you're definitely outmatched in combat and you have reinforcements on the way, it's often a good idea to 'defend by shielding' to buy some time, but I would not overuse this tactic. The fact that you cannot strike means that you cannot take advantage of those rare situations when an enemy, even a very powerful one, has a particularly bad roll offering you a precious occasion to damage him. Having 'shielded' in these cases is really frustrating, trust me!



Even Gimli can be beaten in close combat if sufficient numbers can be brought to bear. Surrounding a single model also gives you double rolls to wound if you win the combat.

## ABOUT COURAGE

The most common circumstance when Courage affects a game of The Lord of The Rings is when half or more of your models have been killed. At this critical point, Good armies still have a vague chance of continuing the fight on account of their superior Courage value (especially if they are Elves!). It is more difficult to reach the breaking point for Evil players, because their forces are normally larger than the Good ones. On the other hand, if they do reach it, this is normally the moment when the game is over. The problem is that, left to his own devices when the situation becomes difficult, your average Orc will turn tail and run (only the Uruk-Hai have a decent Courage). My advice for the Evil player is to take good care of your Heroes, because their superior Courage is invaluable to keep your force going once half of it has been killed.



Moria Goblins flee from Boromir after he blows the Horn of Gondor. If a Moria Goblin Captain had been in the combat, the story could have been very different.

Magical powers are often very useful, but once again you cannot keep casting over and over again, because you'll soon use up your Will, leaving you both powerless and vulnerable to the magic of the enemy.

To conclude, I'll delve into one of the reasons why Heroes are so powerful in The Lord of The Rings game: the advanced rule I call 'Heroics'. By spending a point of Might, Heroes and models around them can move/shoot/fight out of sequence, snatching the initiative from the player with priority and anticipating his moves. This can sometimes prove decisive and it certainly adds a further layer to the game. Players not only have to think ahead, but must also consider what would happen if the enemy was to sacrifice his precious Might and do something Heroic. The only chance of tackling such outbursts is to commit your own Heroes and anticipate the Heroics of the enemy with yours. This can easily escalate and lead to a huge waste of Might points in order to 'out-Heroic' the enemy, and players really need to keep their nerve and be cautious about an excessive use of this powerful tactic.

Anyway, we are now bordering on the realm of quite advanced tactics and I do recommend that you begin playing The Lord of The Rings game without the advanced rules. I hope I have managed to convince you that it's not as simple as it might first appear.

Enjoy!

## HEROES AND HEROICS

In The Lord of The Rings game, Heroes are very, very powerful. A Hero with a lot of Attacks, a very high Fighting value and a reserve of points of Might is nearly invincible in close quarters against normal warriors. If you can use your Might to raise your Combat score to 6, your superior Fighting will ensure that you win

any fight, against any number of enemies. This reliability is decisive in many cases, allowing you to win difficult fights and get out of the most carefully laid trap. The only problem is that your reserves of Might have a limit, so you can't maintain to such a super-human level for too long (unless you're Aragorn, that is!). So, don't waste your points – use them well!



The 'Orcs Attack' battle report in WD263 only contained four characters, but they still played a major part in the game, eventually tipping the balance of the battle and handing the Evil side a victory.

# PAINTING MASTERCLASS

*Heroes of The Fellowship of The Ring*

To complete our painting guide for the models from the Fellowship of the Ring boxed set, this month we take a look at how the 'Eavy Metal team painted Legolas and Gimli.

## LEGOLAS

Sculpted by Brian Nelson  
Painted by Martin Footitt



### ASSEMBLING THE MODEL

The model was given an undercoat spray with Chaos Black. Any sections where the paint had failed to catch were then covered with thinned Chaos Black paint.

### PAINTING THE MODEL

To paint the face, a basecoat of Dwarf Flesh was used. This was then given a



wash with Chestnut Ink, followed by a second coat of Dwarf Flesh. Small amounts of Pallid Flesh were then added to Dwarf Flesh for successive highlights.



Legolas's trousers were first painted with a basecoat mix of Chaos Black and Space Wolves Grey. Small amounts of Space Wolves Grey were then added to this for each successive highlight stage.



A basecoat of Shadow Grey was used to paint the shirt. This was highlighted by adding Space Wolves Grey. To finish, a wash of thinned Light Blue Ink was applied.



An equal parts mix of Dark Angels Green, Scorched Brown and Chaos Black mix was used as the basecoat colour for the tunic. Fortress Grey was added to this to highlight the darker sections of the tunic. These were then given a wash with thinned Black Ink.



For the lighter sections of the tunic an equal parts mix of Dark Angels Green and Scorched Brown was used as the first highlight. Fortress Grey was then added to this for successive highlights.



Legolas's hair was painted with a basecoat mix of Bestial Brown and Snakebite Leather. Snakebite Leather was used for the first highlight stage, to which small amounts of Bleached Bone was added for each successive highlight stage.

### FINE DETAIL

The belt was painted with a basecoat of Scorched Brown to which Bestial Brown was added for the first highlight followed by the addition of Bleached Bone for the final highlight.



A basecoat mix of Scorched Brown and Chaos Black was used for the quiver. Scorched Brown was used on its own for the first highlight, followed by adding Vermin Brown to this for successive highlights. Finally, the quiver was given a light glaze with thinned Black Ink.

The straps of the quiver were painted with a basecoat of Dark Flesh, which was highlighted by adding Snakebite Leather. For the final highlights, Bleached Bone was added to the mix before a wash of Brown Ink was applied.



The bow was painted with a basecoat of Scorched Brown. This was then highlighted with Dark Flesh to which Vermin Brown was added for the final highlight stages.

### FINISHING TOUCHES

The arrow shafts were painted with a basecoat of Scorched Brown. Bestial Brown was added to this for the highlight stages.



The feathers were painted with a basecoat of Bestial Brown, which was highlighted by first adding Snakebite Leather, then Bubonic Brown for the last highlight stage.



A basecoat mix of Chaos Black and Scorched Brown was used to paint the wrist guards and boots. Scorched Brown was used for the first highlight stage followed by adding a small amount of Bleached Bone for successive highlight stages.



All the gold sections were painted with a basecoat of Shining Gold. An equal quantity of Mithril Silver was added to Shining Gold for the first highlight stage, followed by adding more Mithril Silver to the mix for a final highlight.



*Legolas prepares to fire his bow.*



# GIMLI

Sculpted by Brian Nelson  
Painted by Neil Green



## PAINTING THE MODEL

The red overcoat, glove fingers and weapon shaft were painted with a basecoat mix of equal parts Scab Red and Scorched

Brown. Scab Red on its own was used as the first highlight stage followed by adding a small amount of Bleached Bone to this for the final highlight stage. These sections were then given a wash with a thinned mix of equal parts Brown and Black Inks.



The chainmail coat, axe blade and metal sections of the helmet were painted with a basecoat of Boltgun Metal. This was then highlighted with Chainmail. The helmet sections were then given a wash with thinned Black Ink.



A basecoat of Scorched Brown was used to paint the boots, gauntlets, belt and helmet. Small amounts of Bleached Bone were added to this for each successive highlight stage. These parts of the model were given a wash with a thinned



mix of Brown and Black Inks. The gauntlet was then re-highlighted with the original mix in a criss-cross pattern.



The inner metallic part of the axe was painted with a basecoat of Tin Bitz, which was highlighted with Beaten Copper.



*Gimli hacks his way through yet another Uruk-Hai.*

A basecoat of Bestial Brown was used to paint the flesh. This was highlighted with Dwarf Flesh, then given a wash with thinned Chestnut Ink. The final highlight

was an equal parts mix of Dwarf Flesh and Elf Flesh.



Gimli's beard was painted with a basecoat of Scorched Brown. This was highlighted with Dark Flesh before being



given a wash with a thinned mix of Black and Brown Inks. A second highlight of Dark Flesh was applied before finishing the beard by painting a highlight mix of Dark Flesh, with a small amount of Bleached Bone added to it.



The backpack was painted with Chaos Black and highlighted by adding an equal quantity of Codex Grey to Chaos Black.

The cloth attached to the backpack was painted with a basecoat mix of equal parts Regal Blue and Chaos Black. Small amounts of Hideous Blue were added to the basecoat mix for each successive highlight stage.



## ELVEN CLOAKS

Gimli and Legolas have alternative models with Elven cloaks, which can

be bought in the Ambush at Amon Hen boxed set. These cloaks were painted with a basecoat of Chaos Black. An equal quantity of Bleached Bone was added to this for the first highlight stage. Small amounts of Bleached Bone were then added to the mix for each successive highlight.



## BASING

Sand was glued onto the base with PVA and then, once dry, given a Brown Ink wash. This was drybrushed with a mix of Snakebite Leather and Fortress Grey, and was finally flocked with static grass.



# THE LORD OF THE RINGS

## THE FELLOWSHIP OF THE RING



### SERIES ONE

Figures



Gandalf the Grey  
Item # 9304 12.5"H



Orc Overseer  
Item # 9302 9"H



Frodo Baggins  
Item # 9301 9"H



Lurtz  
Item # 9303 13"H

### Busts



Pippin  
Item # 9402 6.5"H



Aragorn  
Item # 9404 8.5"H



Gandalf  
Item # 9403 9"H



Frodo  
Item # 9401 6.75"H



Orc Swordsman  
Item # 9405 7"H



Orc Overseer  
Item # 9406 6.5"H

### Helms



Orc Hide Helm  
Item # 9501 5"H



Orc Crowfaced Helm  
Item # 9502 5"H



Orc Trapjaw Helm  
Item # 9503 5.5"H



Orc Squinter Helm  
Item # 9504 5"H

**SIDESHOW**  
**WETA**  
**COLLECTIBLES**

(800) 474-3746  
[www.sideshowweta.com](http://www.sideshowweta.com)

Distributed in the U.K. by  
Amerang, Ltd., W. Sussex,  
Tel: 01903-765496

Weta Workshop Ltd. is New Zealand's foremost special effects facility. The Lord of the Rings, Weta Workshop's latest project, has immersed the company for the past four years in the conceptualization, creation and on set operation of the creatures, miniatures, armor, weapons and special make-up effects for these epic films. Now Weta Workshop, in partnership with Sideshow Toy of the U.S., are proud to offer a wide range of collectible product that is an amazing representation of The Lord of the Rings motion pictures.

## SERIES TWO

### Figures



Moria Orc Swordsman  
Item # 9308 9.5"H



Orc Pitmaster  
Item # 9312 10.5"H



Orc Warrior  
Item # 9307 9"H



Legolas Greenleaf  
Item # 9306 12.5"H

### Busts



Boromir,  
Son of Denethor  
Item # 9408 8.25"H



Uruk-hai Scout  
Item # 9407 9"H



Lurtz  
Uruk-hai Captain  
Item # 9415 8.5"H



Samwise Gamgee  
Item # 9412 6.75"H



Gimli, Son of Gloin  
Item # 9409 7.5"H



Numenorean  
Infantryman  
Item # 9411 8.5"H

### Helms



Numenorean  
Infantry Helm  
Item # 9509 5.5"H



High Elven  
War Helm  
Item # 9507 5.5"H




Orc Iron Cap  
Item # 9513 5"H



Gimli's Helm  
Item # 9506 5"H

There will be six different series of products released over a 10 month period. Look for the upcoming editions in future issues of White Dwarf or visit our web site.

 AOL Keyword: Lord of the Rings [www.lordoftherings.net](http://www.lordoftherings.net)

© 2002 New Line Productions, Inc. All rights reserved. "The Lord of the Rings, The Fellowship of the Ring and the characters and the places therein," TM The Saul Zaentz Company d/b/a Tolkien Enterprises under license to New Line Productions, Inc. All rights reserved. © 2002 Sideshow.

Have you ever been reading a book or watching a movie and wondered what would have happened if a character had chosen a completely different course of action?

The Fellowship of The Rings game is perfect to try and find out answers to such "what if?" questions. The following two scenarios, by Alessio Cavatore and Dave Cross, are just examples of what you can do by combining The Lord of The Rings game rules and your imagination.

If you come up with your own scenarios, send them in to us (after very thorough playtesting, of course!) – they might even get published...

## EVIL IN BREE

### DESCRIPTION

Imagine what could have happened if the Ringwraiths had caught up with the Hobbits in Bree and attacked them before they had met up with Aragorn in the Prancing Pony.

### PARTICIPANTS

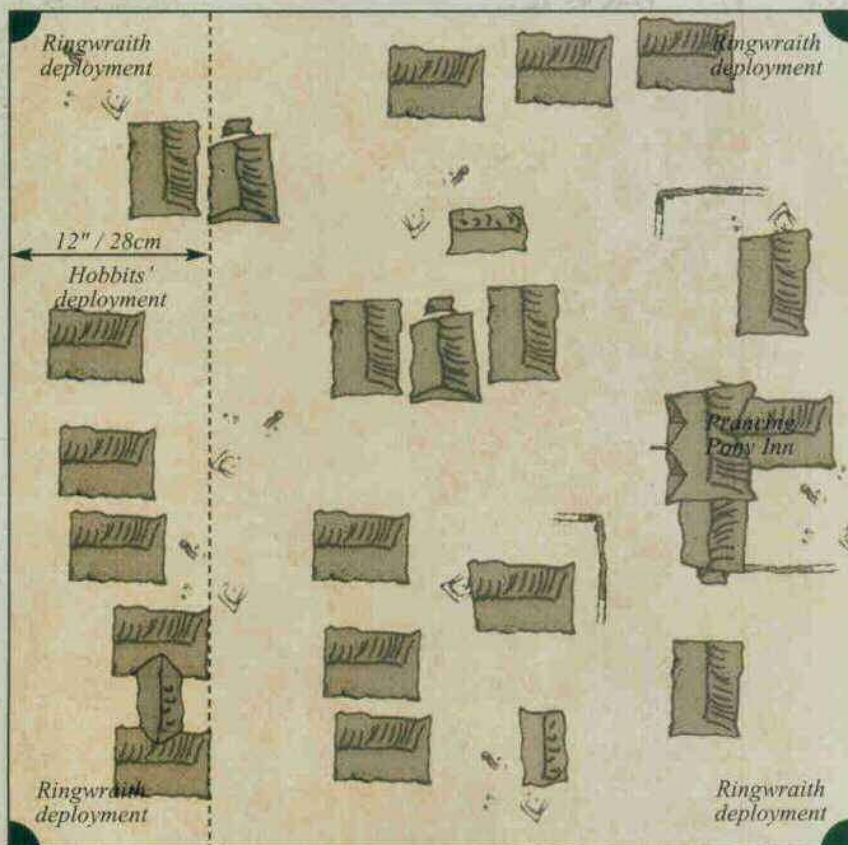
On the Good side are Frodo, Sam, Merry and Pippin. They cannot choose any optional wargear. On the Evil side there are four Ringwraiths. All the Ringwraiths are on foot, having left their mounts to hunt the Ringbearer in the alleys of Bree.

# WHAT IF?

## Two new scenarios for *The Lord of The Ring*



*The Ringwraiths succeed in compelling Frodo to put the Ring on.*



### POINTS MATCH

If you want to play the game with other forces, choose an equal points value for each side. The Good force must include a Hero with the Ring and the Evil force must include at least one Ringwraith.

### LAYOUT

The game is played on a 48" (112cm) square table. As many houses and other pieces of urban terrain as you can lay your hands on are scattered throughout the table. Place a house at the centre of a short table edge with a door facing towards the centre of the table. This represents the Prancing Pony. The door must be no more than 6" away from the table edge.

### STARTING POSITIONS

Frodo is deployed up to 12" (28cm) away from the table edge opposite the Prancing Pony. The other Hobbits are deployed anywhere within 3" (7cm) of Frodo. Each Ringwraith starts at a table corner.

### OBJECTIVES

The game ends when Frodo moves off the table through the Prancing Pony's main doors (Good side victory) or when he is killed (Evil side victory). If Frodo is killed and all the Ringwraiths are banished in the same turn, the game is a draw.

# AMBUSH ON THE ROAD TO RIVENDELL

## DESCRIPTION

This scenario deals with what might have happened to Boromir on his long and perilous journey to Rivendell. In this scenario he travels through a wooded valley on a misty morning, and the forces of the evil Lord Sauron ambush him.

## PARTICIPANTS

On the Good side there is Boromir mounted on his trusty steed.

On the Evil side there are 20 Mordor Orcs led by an Orc Captain. Three of the Orc warriors are armed with bows and the rest with a mixture of swords and shields, spears or two-handed weapons.

## POINTS MATCH

If you want to fight this ambush with different forces, the Good side gets to choose a hero and the Evil side gets troops to the value of the Hero + 50% (with a maximum of 20% of the warriors armed with bows).

For example if the Good side use a Hero with a points value of 100, the Evil side gets to spend 150 points on its force.

## LAYOUT

You will need an area of at least 48" (112cm) square. The area represents a road running through a lightly wooded valley (perfect ambush country). The road runs the length of the table from west to east, and the woods are on either side of the road.

## STARTING POSITIONS

The Good side sets up first with the Hero starting on the road within 3" (7cm) of the board edge.

The Evil side then places its force counters (see special rules for details) anywhere on the table that is out of sight of the Good forces.

## OBJECTIVES

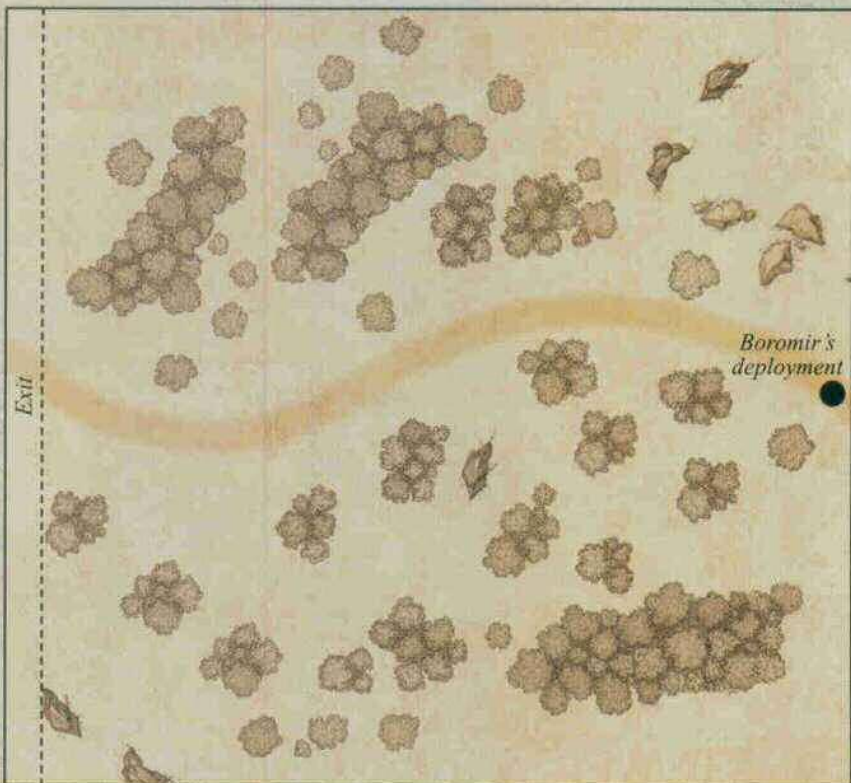
The Good side wins if the Hero escapes off the opposite edge to the one he started on.

The Evil side wins if they kill the Hero.

## SPECIAL RULES

As the game is played on a misty morning, the Evil force starts the game represented by ten individually numbered counters (1-10). This represents the fact that in these conditions it would be very difficult to spot troops laying an ambush.

25mm round bases with numbers painted on them make great counters, although pieces of paper with numbers written on them will do.



Before the start of the game the Evil player makes a note of which counters hold his troops. Each counter can hold between 0 and 6 troops. He keeps this information hidden from his opponent until during the game.

The Evil player may replace a counter with its contents at any time, and from that moment on he may move and fight with those troops as normal. The new troops must be placed within 2" (5cm) of the counter.

The Good player may force the Evil player to replace the counter with the forces it represents if he moves into direct line of sight with the counter or he moves within 6" (14cm) of the counter. As soon as the Good player triggers the revealing of one

of the Evil player's counters he stops. The models are placed on the board and then the Good player finishes his move.

*The following is a new wargear option for Boromir, so that you can use the new mounted model in your games.*


### Wargear

*Boromir can ride a horse at the following points cost:*

*Horse ..... 10 pts.*

*Horse, Rules for horses and riders are given in the main rules.*

	F	S	D	A	W	C
Horse	0	3	4	0	1	3



*Boromir fights his way through the ambush.*

# THE LORD OF THE RINGS

## THE FELLOWSHIP OF THE RING™

Relive the battles and adventures of *The Fellowship of The Ring* with *The Lord of The Rings* battle game – a tabletop strategy game for two or more players. In this box you'll find a rulebook, dice and 48 highly detailed plastic miniatures – the ideal start to your collection.



### The Strategy Battle Game £40

The *Lord of The Rings* game contains a 128 page full colour rulebook, 48 highly detailed plastic miniatures (8 Men of Gondor, 16 Elves & 24 Moria Goblins), a ruined building and dice.



### Paint Set £8

Contains 10 paint pots (4ml each), starter brush & painting guide.



### Warriors of Middle-earth £12

The *Warriors of Middle-earth* boxed set contains 4 Men of Gondor, 8 Elves and 12 Moria Goblins.



### Ambush at Amon Hen £20

The *Ambush at Amon Hen* boxed set contains Aragorn, Dying Boromir, Legolas, Gimli, Lurtz, an Uruk-Hai with Pippin, an Uruk-Hai with Merry and 3 Uruk-Hai.





## Bridge at Khazad-Dûm £40

*The Bridge at Khazad-Dûm boxed set contains Gandalf and the Balrog.*

*This is an expert modeller's set.*



## The Fellowship of the Ring £25

*The Fellowship of the Ring boxed set contains Gandalf, Aragorn, Frodo, Sam, Merry, Pippin, Boromir, Legolas & Gimli.*



## Attack at Weathertop £20

*The Attack at Weathertop boxed set contains Aragorn, Frodo, Sam, Merry, Pippin, the Witch King & 4 Ring Wraiths.*



## Escape from Orthanc £20

*The Escape from Orthanc boxed set contains Gandalf, Saruman, Gwaihir and Saruman's plinth.*



# MAIL ORDER

## WARHAMMER WOOD ELVES

There is a huge selection of Wood Elf miniatures available from your local Games Workshop, independent stockist, Mail Order and online at [www.games-workshop.com](http://www.games-workshop.com). On these pages are a selection of characters and units from the new Wood Elf army list in this issue.

Call Mail Order now on 0115 91 40000 to buy the models from these units, and find out about the rest of the Wood Elf range.



**Wood Elf General on Elven Steed** £7 blister pack

The General of a Wood Elf army will also be the Lord of one of the Kindreds of Loren. Ferocious in battle, and bearing magical weaponry gifted to him by the King of the Woods, the Wood Elf General leads his kin to battle astride one of the fabled Elven steeds from the Meadow Glades of Loren.



**Wood Elf Mages** £8 blister pack

Wood Elf Mages are experts in divination and are able to communicate with trees simply by touching them. They can rouse dormant Treemen, invoke Dryads and cause trees to grow rapidly in any shape they desire by chanting their strange and arcane songs. Each blister pack contains one Wood Elf Mage on foot, and one mounted Wood Elf Mage.



**Wood Elf Archers** £6 blister pack  
**Archers Command** £7 blister pack

Without doubt, Wood Elf Archers are the masters of their craft. Able to hit their targets at the most extreme ranges, and capable of sending an arrow straight through the heaviest of armour, Archers are an invaluable unit for any Wood Elf army. The Archer blister pack contains three Wood Elf Archers. The Command blister pack contains a Champion, Standard Bearer and Musician.





**Wood Elf Glade Guard  
Glade Guard Command**

**£6 blister pack  
£7 blister pack**

Guardians of the Wood Elf realm of Athel Loren, the Glade Guards protect its borders from those who would defile its tranquillity. Steadfast in combat and skilled in the use of their spears, the Glade Guard are the first line of defence of the Wood Elf heartland. The Glade Guard blister pack contains three Glade Guards. The Command blister pack contains a Champion, Standard Bearer and Musician.

**Wood Elf Wardancers £6 blister pack**

Performing the ancient ritual dances of war, the Wardancers take to the battlefield in a whirling blur of blades. Dealing death with contemptuous ease, these specialist troops can hold up enemy units of far greater strength and skill. Few foes can stand against the assault of these warriors. Each blister pack contains three Wardancers.



**Wood Elf Treeman**

**£10 each**

With their massive trunk-like legs and thick, branching arms, Treemen look like great trees with their clawed feet spreading like roots into the ground. In battle, Treemen use their immense bulk and powerful limbs to smash anything that stands in their path.

**MAIL ORDER EXCLUSIVE!**

**Wood Elf Unicorn**

**£6**


Wood Elf Mages and Archmages can ride into battle on a Unicorn. These graceful creatures are innately magical, providing their rider with resistance to enemy spells. When a Unicorn charges, it is capable of skewering enemies upon its gleaming horn. This model is available separately from Mail Order. Give them a call now on 0115 91 40000 for more details.



*Models not shown at actual size*

# SUBSCRIPTION OFFER!

Subscribe to White Dwarf magazine today and you'll not only get the world's best-selling wargames magazine delivered to your door every month, but you'll also receive a free gift voucher and regular special offers!



## WHITE DWARF

Take out a one year subscription today for £40 and you'll get a free £10 gift voucher!

Or take out a two year subscription for £80 and you'll get a free £25 gift voucher!

Both subscriptions give you savings on the cover price, regular subscriber-only special offers, and your magazine is delivered straight to your door!

Call now on 0115 91 40000  
or visit our online store at  
[www.games-workshop.com](http://www.games-workshop.com)  
for more details!



# GW MAIL ORDER

WILLOW ROAD, LENTON, NOTTINGHAM, NG7 2WS, UK

**• Open 7 days a week**

8am to 10pm every day. Hours may vary on Bank Holidays.

**• Component part service**

Mail Order has an extensive range of current and back catalogue miniatures, and can supply individual components from many of our multi-part kits.

**• Rules service and advice**

If you have a gaming or hobby question, give us a call.

**• Delivered to your door**

You can order and receive your miniatures in the comfort of your own home. Set postage rates no matter how much you order. Why not ask about our next day delivery service!

**• Advance order**

Why wait for that new release? If you like a product, place an advance order. You benefit from special postage rates and receive your order on the day of release!

**Contacting us by phone**

Mail Order have set up phone lines specifically for different European language speakers to make using Mail Order even simpler! These lines offer all of the great Mail Order services, including the archive service, the rules & advice service and component part service.



**UK**  
0115 91 40000

We have a dedicated team ready and waiting to take your calls. Phone us now to place your order, and also find out the latest deals, special offers, and upcoming new releases.



**Dutch**  
++44115 9168255

Deze telefoonlijn is speciaal opgezet voor onze Nederlandstalige klanten. Een Nederlandstalige telefoon operateur is ter beschikking voor al uw telefoontjes. Indien de lijn bezet is wordt u doorverbonden met een Engelstalige operateur.



**Danish**  
++44115 9188506

Denne linie er specielt lavet til de danske kunder. En Dansk talende trold sidder klar og venter på dit opkald. Hvis linien er optaget vil du blive sendt videre til en Engelsktalende operatør.



**Swedish**  
++44115 9188507

Denna linje är speciellt för svenska kunder. En svensk talande operatör väntar på ditt samtal. Om det är upptaget koplas samtalet till en engelskoperatör.

**USING MAIL ORDER**

Using Mail Order couldn't be easier. You're just four steps away from the miniatures or army that you've always wanted:

**1: Choose your purchases**

Choose the miniatures and products that you would like to order from these White Dwarf pages, the 2002 Catalogue or some of the many mailshots that we send to regular Mail Order customers.

**2: Place your order**

- You can contact us by phone on one of the numbers in the box above.
- You can FAX us on 0115 916 8002.
- Make your order in your local Games Workshop store.
- Or, if you prefer, you can use our online store at [www.games-workshop.co.uk](http://www.games-workshop.co.uk).
- You could also fill in the form below and pop it in the post to the address at the top of the page.

**3: Postage & Packaging**

- If you live in the UK you have three choices.
- For £7 your order will be picked and dispatched by Special Delivery, and will be delivered the next day (Mon-Thurs) if you place your order before 1pm.
  - For £4 your order will be picked and dispatched by First Class post, and should be with you within 3-4 working days.
  - For £3 your order will be picked and dispatched by Second Class post and should be with you within 7-10 working days.

Postage and packing on overseas orders is dealt with by weight. Please call one of our phone operators for details. If you notify us within seven days of receipt that you wish to cancel your order, Mail Order will be pleased to offer you a credit note or refund your money as soon as you return the items in question.

**4: Unpacking & Playing**

All that remains now is to unpack your purchases and get them on the battlefield!

DESCRIPTION/CODE	PUBLICATION/PAGE	PRICE	QTY	TOTAL

Cheques to be made payable to *Games Workshop Ltd.*  
Cheques over £100 must be guaranteed. Sterling only.

SUBTOTAL: \_\_\_\_\_  
POSTAGE & PACKAGING: \_\_\_\_\_  
GRAND TOTAL: \_\_\_\_\_

Name: ..... Date of Birth: .....

Address: .....

Postcode: ..... Country: ..... Tel: .....

Email Address: .....

Method of Payment: Postal Order(UK only)  Cheque  Mastercard  Visa  Switch/Delta

Card No:

Expiry Date ..... Switch/Delta Valid from: ..... Switch/Delta Issue No: .....

Cardholder Name: .....

Cardholder Signature: .....

Please note that we cannot offer refunds on sealed video recordings or computer software which have been opened by you, or on magazines and periodicals.

**NEXT MONTH:**

# CHAOS INCURSION!

## WARHAMMER

### HORDES OF CHAOS

From the twisted lands of the far north come the rampaging hordes of Chaos, led by bloodthirsty Champions and hideous Daemons.



**Index Astartes**  
**WORD BEARERS**



THE  
**LORD OF THE RINGS**  
THE FELLOWSHIP OF THE RING™



**BREE!**