

GAMES WORKSHOP

PRESENTS ITS MONTHLY HOBBY SUPPLEMENT AND MINIATURES CATALOGUE



CITADEL
MINIATURES

WHITE DWARF

183
£2.50



ISSN 0265-8712



9 770265 871035

03



TYRANIDS OVERRUNNING A REMOTE ORK SETTLEMENT



A POWERFUL TRYGON ASSAULTS A SQUAT CYCLOPS



AN IMPERATOR TITAN LEADS A DESPERATE DEFENCE AGAINST A TYRANID SWARM

CONTENTS

COVER: HIVE WAR – *Dave Gallagher*

GW AND CITADEL NEWS

All the latest news from Games Workshop and Citadel Miniatures. **2**

ICE WARRIORS OF VALHALLA – *Rick Priestley*

The Ice Warriors of Valhalla are the latest release in our series of **Imperial Guard** regiments for **Warhammer 40,000**. Rick gives the lowdown and provides the rules for their deadly attack mortar. **6**

'EAVY METAL – *Studio 'Eavy Metal Team*

The Ice Warriors of Valhalla. **7**

Imperial Guard Lieutenants and Standard Bearers. **9**

'EAVY METAL – *Studio 'Eavy Metal Team*

Undead Characters and the Hordes of Chaos. **14**

VLAD AND ISABELLA VON CARSTEIN – *Jervis Johnson*

Rules for including Vlad and Isabella von Carstein in your **Warhammer** games. **15**

'EAVY METAL – *Studio 'Eavy Metal Team*

Ork Deathskull Lootas. **18**

EPIC HIVE WAR – *Andy Chambers*

The latest supplement for the **Epic** game system is now ready for release. Andy describes the horrific alien forces of the extra-galactic Hive Mind and their effects on the battlefield. **19**

'EAVY METAL – *Studio 'Eavy Metal Team*

Epic Tyranids and Chaos. **21**

DUG OUT OF DOOM – *Andy Chambers*

For over a year now, Andy has kept his Skaven and Chaos teams at top of the Studio league. We asked him to spill the beans on just what makes a successful Chaos **Blood Bowl** coach. **29**

'EAVY METAL – *Studio 'Eavy Metal Team*

Blood Bowl Star Players and Chaos Mutants plus The Zharr-Naggrund Ziggurats. **31**

'EAVY METAL MASTERCLASS – *Mike McVey*

For the last couple of months Mike has been working on his dazzling diorama of the Emperor and Horus battling for the fate of the Earth. Here is the model in all its glory. **40**

CHRONICLES OF WAR – *Jervis Johnson*

In this article Jervis explains how to link your games of **Warhammer** into a narrative campaign that enables your armies to march to victory across the entire face of the Old World! **47**

THE TALE UNFOLDS – *Jervis Johnson*

To demonstrate the idea of the narrative campaign, Jervis provides two linked **Warhammer** scenarios based on the on-going campaign run at the Games Workshop Studio. **50**

TURNING THE TIDE – *Jake Thornton and Gavin Thorpe*

This month's **Warhammer** battle report follows the fate of the Orc invasion of the Empire as Karl Franz desperately tries to halt their advance in a final bloody battle. **53**

ADVERTS

The Exterminatus Roadshow	5	Games Workshop – Bradford Grand Opening	38
Games Workshop Retail Stores.....	12	Games Workshop – St Albans Grand Opening	39
Games Workshop New Stores.....	17	Space Marine Dreadnought	46
Games Workshop – Gloucester Grand Opening ...	26	Games Workshop Mail Order	70
Games Workshop – Croydon Grand Opening	27	Citadel Miniatures Catalogue	75
The Battle for Bugman's Brewery	28	Epic Hive War	Inside back cover





WHITE DWARF

Over the last few months, the Games Workshop Studio has been buzzing with activity as two brand new projects have come to completion. This month sees the release of **Epic Hive War** and a whole new race of alien miniatures for the Epic system.

Since completing **Titan Legions**, Andy Chambers has been kept chained to his word processor inventing hordes of new and malevolent creatures with which to assault the Imperium. At the same time, assistant games developers Gavin and Ian have been kept hard at work (hard at work playing games!) making sure that all the rules work, and that the Emperor's finest, or the Orks, Eldar, Chaos and Squats for that matter, still stand a chance! We asked Andy to take some time out to chat about this new supplement and you can see the results in this issue.

The other cause for excitement has been the arrival of the full-colour card floorplans, miniatures and cards for the new **Warhammer Quest** game. Due for release in April, Warhammer Quest allows you to go adventuring into the dark and dangerous catacombs beneath the Warhammer world. Not only does the game come with what have to be the best full-colour card components we've ever done, but it also includes over 90 plastic Citadel miniatures! In fact there was doubt for a while as to whether we'd be able to get it all into one of our standard boxes! We'll be bringing you a full progress report on Warhammer Quest in the next issue.

WARHAMMER TOURNAMENT

On the **15th-16th April** Games Workshop will be holding the **First Official Warhammer Tournament**. Over 200 gamers will come together at

Nottingham University for a weekend of Warhammer battles, seminars and other special events. Tickets are available **now** from GW Mail Order and cost £40.00, which includes entry into the tournament plus bed and breakfast accommodation in the University halls of residence. For more information, either write to Games Workshop Mail Order and ask for an entry form, or phone the Mail Order Hotline on **01773 713213**.

Finally... a date has now been set for this year's combined **Games Day and Golden Demon Awards**. The 1995 event will be held on **Sunday 1st October** at the **Birmingham National Indoor Arena**. We'll be publishing full details on all of the categories for the Golden Demon painting competition in next month's White Dwarf so that all you painters and modellers can get going!

See you next month



GAMES WORKSHOP



RETAIL STAFF

Throughout 1995, Games Workshop is planning to open dozens of new hobby stores throughout the UK. In order to staff this expansion, we need to recruit more enthusiastic and energetic people as Sales Staff and Retail Managers.



Retail Managers

As well as having a thorough knowledge and understanding of Warhammer, Warhammer 40,000 and the Epic game system, our ideal applicant will be bright, enthusiastic and have had some previous experience in a retail environment, preferably with some supervisory duties.

Sales Staff

If you are young, energetic and have a good knowledge of all our games, you should be working for Games Workshop!

How to Apply

First of all, you need to apply in writing on a Games Workshop staff application form. These are available from all Games Workshop stores, or by phoning Janet in personnel on: 0773-769731

Once you have completed you application form, send it to:

Rob Griffiths, Retail Operations Manager
Games Workshop Ltd, Chewton Street, Hilltop, Eastwood Nottingham NG16 3HY

**THIS MONTH'S
WARHAMMER 40,000 RELEASES**

Ultramarines Paint Set (Boxed set of six paints)	£5.99
Cadian Shock Troops Lieutenant (One model per blister)	£2.75
Deathskull Lootas (One model per blister)	2.99
Terminator Sergeant (One model per blister)	2.99
Terminator with Heavy Flamer (One model per blister)	2.99
Imperial Guard	£12.99
Ice Warriors of Valhalla (Boxed set of ten miniatures)	
Rough Riders of Attila Lieutenant (One model per blister)	£2.99
Rough Riders of Attila Std Bearer (One model per blister)	£2.99
Cadian Shock Troops (Four miniatures per blister)	£4.99

**ICE WARRIORS
OF VALHALLA**

It seems that the general response to the newly released Imperial Guard boxed sets has been an overwhelming thumbs up, with many of our stores being unable to keep up with demand. Even we have to admit that the Perry



twins – Alan and Michael, have completely surpassed themselves with this exciting range of models. The miniatures have in turn inspired our miniature painters to do some absolutely outstanding work.

The newest addition to the Imperial Guard army comes in the form of the **Ice Warriors of Valhalla**. Together with an 'Eavy Metal page, full rules for the **Ice Warriors** can be found elsewhere in this issue.

Many of the other Imperial Guard miniatures are now available in blister packs or from Mail Order, and details of these are in the catalogue pages at the back of the magazine.

DEATHSKULL LOOTAS

Adding some heavy metal to the Ork army come the **Deathskull Lootas**. These scavenging Orks come with an awesome array of deadly kustom kombi-weapons.



Terminator with a heavy flamer.

Last of all... two of Jes Goodwin's new Terminator models are also available in blisters. The **Terminator Sergeant** and Terminator armed with a **Heavy Flamer** can be painted in any Chapter colour scheme to add to your Space Marine army.



EPIC HIVE WAR

As we announced in last month's news, **Epic Hive War**, Andy Chambers' brand new supplement for **Space Marine** and **Titan Legions** is now available. **Hive War** brings horrifying swarms of genetically engineered creatures to your Epic battles.

Elsewhere in this issue, you'll find an article by Andy describing the background to the development of **Hive War** plus 'Eavy Metal pages showing the first releases for this brand new and very deadly alien army.

The **Tyranid Swarm** boxed set contains over 140 plastic miniatures including **Termagants**, **Hormagaunts**, **Gargoyles**, **Lictors**, **Genestealers** and **Tyranid Warriors**. These miniatures make up the bulk of the Hive's forces.

In addition, the first of the larger Tyranid bio-creatures in the form of the awesome **Dominatrix**, and the deadly **Hive Tyrants**, **Malefactors**, **Trygons** and **Exocrines** are now available.

Having fully immersed himself, for the last few months, in the nightmare world of the Tyranid Hive Mind and how to unleash their forces into the Epic game,

**THIS MONTH'S
EPIC RELEASES**

Epic Hive War (Boxed supplement)	£14.99
Tyranid Swarm (Boxed set of miniatures)	£7.99
Tyranid Dominatrix (One miniature per blister)	£7.99
Tyranid Malefactor (Three models per blister)	£4.99
Tyranid Hive Tyrant (One miniature per blister)	£4.99
Tyranid Trygon (Two models per blister)	£4.99
Tyranid Exocrine (Three models per blister)	£4.99
Fulgrim – Daemon Primarch (One miniature per blister)	£2.75
Greater Daemon of Slaanesh (One miniature per blister)	£2.75

Andy has now turned his attention to Warhammer 40,000...!

CHAOS DAEMONS

Fulgrim – Daemon Primarch of Slaanesh and the **Greater Daemon** of Slaanesh are also now available to include on your Epic Chaos armies. You can see all these miniatures on the 'Eavy Metal pages in this issue.



**THIS MONTH'S
WARHAMMER RELEASES**

Isabella von Carstein (One model per blister)	£4.99
Count von Carstein (One model per blister)	£4.99
Heinrich Kemmler the Lichemaster (One model per blister)	£4.99
Aekold Helbrass (One model per blister)	£4.99
Fiends of Slaanesh (One model per blister)	£3.50

NIGHT OF THE UNDEAD!

It's a great month for the forces of evil in the Warhammer world with the release of four new characters and some terrifying Fiends of Slaanesh for the Undead and Chaos armies.

First up we have **Vlad and Isabella von Carstein** plus the now infamous **Lichemaster - Heinrich Kemmler**. These superb models were all designed by Gary 'Blood Bowl' Morley and have been superbly painted by Dave Perry and Neil Hodgson from the Studio 'Eavy Metal team.

You can find the full rules for these characters in the Warhammer Armies - Undead book, but to give you a flavour of their evil power, we've reprinted the rules for the von Carsteins alongside the 'Eavy Metal page in this issue.

BLOOD BOWL

Judging from your letters, almost a year after its release, **Blood Bowl** is still one of your favourite games. Although it's not played on the grand scale of Warhammer 40,000 or Warhammer, most gamers seem happy to paint up a team or two in order to get down to some serious mayhem!

This month sees the release of the final boxed set for the system in the form of the malevolent and sneaky **Chaos Dwarf - Zharr-Naggrund Ziggurats**

together with their powerful Star Player **Hthark the Unstoppable** (everyone goes down on double skulls! - Ed). Full rules for the Chaos Dwarfs are in **Death Zone**.

Not to be outdone, the Dwarf team can now field their own 'unstoppable' force in the form of the **Dwarf Death Roller**. Despite claims that they are merely "looking after the turf", this machine has long been banned as an illegal weapon by the game officials.

THE CURSE OF CHAOS

Following on from last month's release of the Daemonettes riding Steeds of Slaanesh, this month the power of Chaos grows with the appearance of the **Fiends of Slaanesh and Aekold Helbrass - Champion of Tzeentch**.

Designed by Trish and Aly Morrison, these miniatures place even more power into the claws of Chaos Generals. All of these miniatures can be seen in this White Dwarf.

BLOOD BOWL RELEASES

Zharr-Naggrund Ziggurats (Boxed set of twelve players)	£14.99
Hthark the Unstoppable (One model per blister)	£4.99
Dwarf Death Roller (One model per blister)	£7.99
Chaos Mutants (Three miniatures per blister)	£4.99
Hakflem Skuttlespike (One model per blister)	£2.75

Finally, the forces of **Chaos** also fight back with three new mutated players to keep their opponents on their toes! (Actually, whenever I play against Chaos teams my players end up face down in the dirt!)

GAMES WORKSHOP

ALTRINCHAM
19 Grafton St,
Altrincham,
WA14 1EB

**NEW
RETAIL
STORES**

CARLISLE
Unit 2, Earls Lane,
Lowther Street, Carlisle
Tel: 01228 598216




GAMES WORKSHOP®

Presents

EXTERMINATUS



WARHAMMER
40,000



THE WARHAMMER 40,000 EXTERMINATUS ROADSHOW

The Imperial planet of Trantis IX has been overrun by the foul World Eaters Chaos Space Marines. Can the Ultramarines plant the Exterminatus device and destroy the infestation or will their efforts be crushed by the dark forces of Chaos?

At each Exterminatus Roadshow everything is provided. There's no need to bring miniatures, dice or rulebooks – you just turn up and play!

And, at every event, there will be special prizes of a brilliant limited edition Exterminatus Poster so see you there!


MARCH

- 4th Oxford
- 11th Portsmouth
- 18th Bolton
- 25th Edinburgh

APRIL

- 1st Maidstone

With loads more dates to come...



WARHAMMER

40,000

ICE WARRIORS OF VALHALLA

By Rick Priestley

Raised on a frozen and desolate homeland, the Ice Warriors of Valhalla have a long and glorious history of victories against the Orks and other enemies of the Imperium. Famed as one of the toughest regiments of the Imperial Guard, these grim and tenacious warriors never retreat and never surrender.

VALHALLA

The planet of Valhalla was once a temperate paradise of forests and broad fertile plains. There is no record of its settlement, but legends recall a world ripe for colonisation and development. Its people spread across the world and prospered. The planet's main land masses were distributed more or less evenly, one centred at the northern pole and the other at the south. The equatorial regions themselves were dominated by a huge warm ocean eleven thousand miles wide.



Approximately ten thousand years ago Valhalla was struck by a comet of immense size and weight. The planet's defence lasers poured shot after shot into the comet. This did nothing more than break off several smaller fragments of what proved to be virtually solid iron. A mile wide fragment struck the northern continent causing massive earthquakes and destruction, but the main comet body landed in the sea.

At first the confusion and devastation made it hard to gauge the full effect of the strike. The boiling seas, clouds of vapour and pall of dust cut off the light. Temperatures plunged to freezing over the whole planet. Even more significantly, the impact had knocked the whole world from its orbit. For ten years Valhalla spun eccentrically until it finally settled some fifteen million miles further from its sun. By then the planet was a very different place indeed.

ICE WORLD

Valhalla had become a frozen world of ice. The survivors of the disaster found themselves pushed further and further towards the equatorial oceans as glaciers engulfed the polar continents. Eventually, there was no more land left, and they were forced to live upon the ice itself. Though 99% of all life

had been destroyed the people struggled through, building their cities deep inside the ice, beneath the glaciers and upon the frozen ocean. What little life remained they carefully cultivated, growing nutrient slimes and algae in vats heated by thermal stills.

Fate had dealt the world a cruel blow but had not finished with Valhalla. Just as the threat of starvation seemed to be receding, another and equally dangerous foe appeared. Orks came in their thousands, their damaged spacefleet blown upon the winds of the warp to the ice world. Finding little to sustain even their undemanding appetites, the Orks launched themselves upon the Valhallans with a ferocity sharpened by hunger. It was a fight for survival, the Orks were marooned and the only food on the whole planet lay inside the cities of the Valhallans – the precious organic cultures and the inhabitants themselves!



ICE WARRIORS OF VALHALLA



SERGEANT



MORTAR TEAM



TROOPER WITH FLAMER



ICE WARRIORS WITH LASGUNS



THE ICE WARRIORS OF VALHALLA SKIRMISH WITH A GROUP OF INVADING ELДАР



Ice Warriors of Valhalla lead the Imperial Guard's assault against an Ork horde.

A DESPERATE STRUGGLE

The fighting raged throughout the sub-glacial cities of the Valhallans. The thermal stills which rose above the ice were easy targets for the Orks, but the green-skinned creatures plunged downwards instead, into the heart of the ice cities. The fighting raged through the galleries and tunnels of Valhalla. The defenders knew every inch of their frozen domain, every gallery and shaft, and they made good use of their familiarity in each encounter. As the Orks fought inward they found themselves constantly ambushed, or led unwittingly into dead ends where tunnels would be collapsed behind them.



By the sixth week of fighting the Orks reached the main food chamber with its hundreds of nutrient slime vats. Almost half the Orks had been killed, but the remainder were every bit as determined as ever. The scent of the bubbling green slime assailed their keen nostrils and they licked their scaly lips in anticipation. The Valhallans prepared to put up a final resistance. If the chamber was captured they'd starve within a week. Every man, woman and child that could carry a gun crowded into the chamber and its surrounding galleries. The battle would decide which race would survive on Valhalla.

THE FINAL BATTLE

The Orks attacked in a great mass. The green-skinned warriors were maddened with hunger and no longer seemed capable of rational thought. If the attack had been better planned it might have succeeded, but as it was the Orks were repelled though at great cost. Almost half the defenders were slain or hurt. The Orks retreated and prepared for another rush.

The second attack came in two simultaneous thrusts. The first was repelled easily but this proved to be nothing more than a feint. The second was directed against a small side-chamber, part of the nutrient packaging plant that adjoined the main production vats. The packaging plant eventually fell to the Orks, its defenders dead at their posts after exacting a heavy toll amongst the enemy.

From their newly won position the Orks rapidly moved reinforcements forwards. The humans found themselves in a crossfire, and were soon forced to give ground in the main chamber itself. The Orks were amongst the huge vats. These were pits hewn into the ground and filled with the sticky green algal slime. The raised sides of the pits provided cover for attacker and defender alike. The fighting intensified as the Orks struggled forward, pit by pit, and the humans gradually retreated or fell at their places.

VICTORY!

After three hours the Orks had lost half their number but had forced the Valhallans back against the ice wall. The defenders' prospects looked pretty grim as they prepared for a fresh assault, determined to sell their lives as dearly as possible. As



CADIAN SHOCK TROOPS
LIEUTENANT



JUNGLE FIGHTERS OF
CATACHAN LIEUTENANT

IMPERIAL GUARD



ROUGH RIDERS OF ATTILA LIEUTENANT



ROUGH RIDERS OF ATTILA STANDARD BEARER



THE ROUGH RIDERS OF ATTILA CHARGE AN ELDAR POSITION



the Orks rose as one and howled their battle cry, a mighty explosion tore through the cavern. Ice pillars toppled and fell into the nutrient pools, and the floor heaved and broke under the Orks' feet. The Valhallans rose in their turn and with an almighty scream fell upon their attackers. The Orks broke in confusion as fiery machines smashed through the floor, and the cavern swam in a mixture of slime and green ichor.

The Valhallans had won the day because their stiff resistance gave their engineers time to bore an ice shaft under the cavern floor. At the vital moment the old ice burners, industrial machines used to form the sub-glacial chambers themselves, had been allowed to burst through and run amok amongst the Orks. The intensely hot burners, carried by their own high pressure steam, had terrified the Orks. Those who did not run were badly burned or melted, and those who escaped were cut down by the vengeful Valhallans.

Though the planet of Valhalla is no longer a populous or affluent world, the Valhallans are famous throughout the galaxy. After destroying the Orks on their own world, regiments of Valhallans joined with other Imperial Guard to rid many worlds of the Ork invaders. Always the Valhallans fought with the same grim determination which they displayed in the ice cities of their homeworld. In battle their courage and tenacity earned them the respect of other regiments from all over the Imperium.

IMPERIAL GUARD MORTAR

The mortar fires a shell on a high, arcing trajectory, which flies over the heads of the nearby troops and crashes down onto the rear ranks of the enemy with a devastating explosion. Mortars are popular weapons in many Imperial Guard regiments because they are simple to construct and don't malfunction as often as some other heavy weapons. The following rules reflect the unusual way the mortar works. To fire it you will need both the Scatter dice (marked with arrows and hit symbols) and Artillery dice (marked 2, 4, 6, 8, 10 and Misfire).

The Imperial Guard mortar has two crew and is covered by the rules for weapon teams described previously in White Dwarf issues 180 and 182. The mortar fires in the shooting phase as normal but remember that the mortar is a heavy weapon and cannot move and fire in the same turn.

FIRING THE MORTAR

The first step in firing the mortar is to nominate the direction you wish to fire in – this must be within the model's 90 degree fire arc, centred in the direction faced by the mortar. The easiest way to do this is to pick an enemy model or a bit of scenery and declare that you are aiming directly towards that point. You can aim anywhere on the table that you think is within range of the weapon, regardless of whether you or any other model in your army can see the target point. This is the chief advantage of the mortar over other weapons. The mortar's unique system means that it is not subject to the usual Choosing a Target rules.

Once you've established the direction you are firing in you must declare the range. *Without measuring*, guess the range you wish to fire. You may guess up to a maximum range of 60". The mortar fires its shell high into the air and has a minimum range, so you cannot guess a range less than 12". It's important that you *guess* this range. If you wish to shoot other weapons in the same direction as the mortar then it's only fair to announce the mortar's range first, so that you can't measure the range beforehand! This makes the Imperial Guard mortar somewhat inaccurate but great fun to play.



Having guessed the range between 12" and 60", measure this distance towards the aiming point and place the centre of the 2" blast marker there. This may be bang on target or you might have guessed too much or too little. However accurate your initial guess was, you now have to roll the Scatter and Artillery dice together to see where the shot actually lands. It's best if you roll both dice near the blast marker, so that it's easy to work out where the shot ends up if it misses. Remember that the shot will scatter from the point you *guessed*, not necessarily the place you originally aimed towards.

A The Imperial Guard player decides to fire his mortar at the Deathskulls mob (in blue) behind the main Ork assault. He nominates the Deathskulls Nob as his target and guesses the range is 30".

B Note that he is allowed to aim wherever he likes as long as it is in range. Mortars ignore the normal 'Choosing a Target' rule. In fact, the mortar is positioned behind a rock spire and can't see any of the Orks at all!

C His guess proves to be not quite far enough and the 2" template is placed in front of the Deathskulls.

D Rolling the Scatter and Artillery dice together, the Imperial Guard player gets an arrow and an eight. He moves the template 8" in the direction shown by the arrow. This is where the shot actually lands.
One Ork is fully under the template and a second is partly under and will be hit on a roll of 4, 5 or 6. Rolling a 5, the mortar shot hits the second Ork and the Imperial Guard player now rolls to wound as normal.

SCATTER AND HITS

If you roll an arrow and a number, move the blast marker the number of inches indicated by the artillery dice in the direction shown by the scatter dice arrow. Mortars are not subject to the maximum scatter rule on page 37 of the Warhammer 40,000 Rulebook, so the shell may scatter over the weapon's range of 60" or land closer than 12" away if this is indicated by the

Scatter and Artillery dice rolls. Each model completely under the template is automatically hit, models partially under are hit on a further D6 roll of 4, 5 or 6 as with other weapons that use a blast marker.

Note that there is a slight difference to the Scatter and Artillery dice rolls compared to the normal chart on the Warhammer 40,000 quick reference sheet. This means the mortar will not explode on a Misfire and Hit result. Instead, this result simply counts as a dud just like a Misfire and arrow normally would.

ROLLING TO HIT

If you roll a Misfire on the Artillery dice, ignore the Scatter dice result. The shell is a dud and either fails to explode or goes off harmlessly in mid-air.

If you don't roll a Misfire, and the Scatter dice is a Hit then the mortar shell is bang on target and lands right where you have guessed. Ignore the Artillery dice and work out any hits using the rules given.

If you roll an arrow and a number, the shell has scattered from the point of aim in the direction indicated. The distance the shell scatters is determined by the Artillery dice.

ICE WARRIORS OF VALHALLA

For every Command section in your Imperial Guard army you may include up to three squads of Imperial Guard. These could be Ice Warriors of Valhalla, Rough Riders of Attila, Cadian Shock Troops, Catachan Jungle Fighters or any other Imperial Guard regiment.

ICE WARRIOR SQUADS136 points

Squad consists of 1 Sergeant and 9 Imperial Guard armed with lasgun, frag grenades and flak armour (6+ save). The Sergeant is armed with bolt pistol, chainsword, frag grenades and flak armour (6+ save). One trooper is equipped with a flamer, and the squad includes a two man weapons team armed with an Imperial Guard mortar.

PROFILE	M	WS	BS	S	T	W	I	A	Ld
Imperial Guard	4	3	3	3	3	1	3	1	7

Short Range	Long Range	To Hit Short	To Hit Long	Strength	Damage	Save Modifier	Armour Penetration	Special
Guess between 12-60"		Special		4	1	-1	D6+4	Move or fire. 2" radius. See rules. 25 points

GAMES WORKSHOP®

A WORLD OF FANTASY GAMING

The first thing you notice when entering a Games Workshop store is how different it is from nearly every other shop.

Here you'll find not only all you need for the gaming hobby, but much more besides.

With friendly, approachable staff and a vast range of Citadel Miniatures, you'll find everything you need to build up an army or team for Warhammer 40,000, Blood Bowl, Warhammer, or the Titan Legions/Space Marine Epic game system.



Above: Every Thursday night your local store runs a Games Night where you can battle with your favourite armies. Here is an exciting game of Warhammer 40,000.

GAMES WORKSHOP®

STORE OPENING TIMES

10 am to 6pm Monday to Friday
9.30am to 5.30pm Saturday

Every Thursday is **Games Night** when all our stores stay open until 8pm. Whether you're an experienced gamer or a total novice our staff will be happy to see you, so why not come along and join in the fun!

SUNDAY OPENING

The following stores are also now open every Sunday:

Edinburgh, Manchester, Dudley, Thurrock, Metrocentre and Meadowhall.

GAMES WORKSHOP®

UK STORES™

ABERDEEN: UNIT 1, 30/40 KIRKGATE, TEL: 01224 621261
BATH: 30 UPPER BOROUGH WALLS, BA1 1RC TEL: 01225 314414
BECKENHAM: 292-294 HIGH ST. TEL: 0181 658 8102
BELFAST: 20A CASTLE COURT, TEL: 01232 233684
BIRMINGHAM: 116 CORPORATION STREET, TEL: 0121 236 7880
BLACKPOOL: 8 BIRLEY STREET, TEL: 01253 752056
BOLTON: UNIT 25, FIRST FLOOR GALLERY, SHIPGATES CENTRE TEL: 01204 362131
BOURNEMOUTH: 24 POST OFFICE ROAD, TEL: 01202 319292
BRADFORD: 5 BROADWAY, TEL: 01274 739353

BRIGHTON: 7 NILE PAVILIONS, NILE ST. TEL: 01273 203333
BRISTOL: 13 BROAD WEIR, TEL: 0117 9251533
BROMLEY: 8 BROMLEY MALL TEL: 0181 466 0678
CAMBRIDGE: 4 QUAYSIDE, (OFF BRIDGE ST). TEL: 01223 313350
CARDIFF: 29-30 HIGH STREET, TEL: 01222 644917
CHELMSFORD: UNIT K5, THE GALLERY, THE MEADOWS CENTRE, TEL: 01245 490048
CHELTENHAM: 16 PITVILLE STREET, TEL: 01242 228419
CHESTER: 112 FOREGATE STREET, TEL: 01244 311967
COLCHESTER: 2 SHORT WYRE STREET, TEL: 01206 767279
COVENTRY: 14 CITY ARCADE, TEL: 01203 227311
CRAWLEY: 11 BROADWAY, TEL: 01293 552072
CROYDON: UNIT 35, DRUMMOND CENTRE, KEELEY RD. TEL: 0181 680 4600
DERBY: 42 SADLER GATE, TEL: 01332 371657
DUDLEY: KIOSK U, UPPER LEVEL, MERRY HILL CENTRE, DUDLEY, TEL: 01384 481818

EALING: 52D ST SAVIOURS MALL, EALING BROADWAY CENTRE, TEL: 0181 8400171
EDINBURGH: 136 HIGH ST. TEL: 0131 220 6540
EXETER: 37 PRINCESS HAY, TEL: 01392 490305
GLASGOW: 66 QUEEN ST. TEL: 0141 226 3762
GLOUCESTER: 35 CLARENCE ST. TEL: 01452 505033
GUILDFORD: 12 TUNSGATE, TEL: 01483 451793
HAMMERSMITH: 1 DALLING ROAD, TEL: 0181 741 3445
HARROW: 296 STATION RD. TEL: 0181 861 2350
HIGH WYCOMBE: UNIT 29, THE BALCONY, THE OCTAGON CENTRE, TEL: 01494 531494
HULL: 30 PARAGON STREET, TEL: 01482 589576
IPSWICH: 2ND FLOOR, DEBENHAMS, WESTGATE STREET, TEL: 01473 210031
KINGSTON ON THAMES: 33, FIFE ROAD, TEL: 0181 549 5224
LEEDS: 12-16 CENTRAL ROAD, TEL: 0113 2420834
LEICESTER: 16/20 SILVER ST. TEL: 0116 2530510
LIVERPOOL: 47 LORD STREET, TEL: 0151 258 1404

MANCHESTER STORE BATTLE DAY

11th March 1995



WARHAMMER



BLOOD ON THE SAND

On Saturday the 11th March, our Manchester store will be running the second in their series of gigantic battle days. A vast Skaven horde has sailed from Skavenblight, bent on sacking the Dwarf shore fort of Barak Varr. Will the verminous Skaven overrun the stalwart Dwarfs or will they be pushed back into the sea?



The battle will be fought on a massive 30 foot table with dozens of players on each side. We will provide the superbly painted miniatures and terrain, all **YOU** have to do is turn up on the day! Phone the Manchester store now on 0161 8346871 for more details.

CENTRAL LONDON: UNIT F10, THE PLAZA,
116-128 OXFORD STREET. TEL: 0171 436 0839

LUTON: 12 PARK STREET. TEL: 01582 417474

MAIDSTONE: UNIT 6, 1-9 PUDDING LANE.
TEL: 01622 677435

MAIDENHEAD: 2 BLANDY HSE, 3/5 KING ST.
TEL: 01628 21854

MANCHESTER: 69/70 MARSDEN COURT,
ARNDALE CENTRE. TEL: 0161 834 6871

MEADOWHALL CENTRE SHEFFIELD:
91B, HIGH ST, UPPER MALL. TEL: 0114569836

METROCENTRE NEWCASTLE: UNIT B14,
FIRST FLOOR. TEL: 0191 461 0950

MIDDLESBROUGH: 39 DUNDAS ST.
TEL: 01642 254091

NEWCASTLE: 63 CLAYTON STREET.
TEL: 0191 232 2418

NORWICH: 12-14 EXCHANGE STREET.
TEL: 01603 767656

NOTTINGHAM: 34a FRIAR LANE.
TEL: 0115 9480651

OXFORD: 1A NEW INN HALL ST.
TEL: 01865 242182

PETERBOROUGH: 3 WENTWORTH STREET.
TEL: 01733 890052

PLYMOUTH: 84 CORNWALL STREET.
TEL: 01752 254121

PORTSMOUTH: 34 ARUNDEL STREET.
TEL: 01705 876266

PRESTON: 15 MILLER ARCADE. TEL: 01772 821855

READING: UNIT 3, CHEAPSIDE. TEL: 01734 598693

ROMFORD: 12 QUADRANT ARCADE.
TEL: 01708 742140

ST ALBANS: 18 HERITAGE CLOSE, HIGH STREET
TEL: 0727 861183

SHEFFIELD: 16 FITZWILLIAM GATE.
TEL: 0114 2750114

SHREWSBURY: UNIT 2, BRIDGE ST.
TEL: 01743 362007

SOUTHAMPTON: 23 EAST STREET.
TEL: 01703 331962

SOUTHEND: 12 SOUTHCHURCH RD.
TEL: 01702 461251

STAINES: ELMSLEIGH CENTRE. TEL: 01784 460675

STOCKPORT: 32 MERSEY SQUARE
TEL: 0161 4741427

STOKE ON TRENT: 27 STAFFORD ST, HANLEY
TEL: 01782 205287

SUTTON ON THAMES: UNIT 26, UPPER MALL,
TIMES SQUARE SHOPPING CENTRE.
TEL: 0181 770 9454

SWANSEA: 45 PRINCESS WAY. TEL: 01792 463969

SWINDON: 17 FLEET STREET. TEL: 01793 436036

THURROCK LAKESIDE: UNIT 415,
LEVEL 3/FOOD COURT, THURROCK LAKESIDE.
TEL: 01708 867133.

TORQUAY: 12 MARKET ST. TEL: 01803 201036.

WATFORD: UNIT Q1A,
HARLEQUIN CENTRE, QUEENS ROAD.
TEL: 01923 245388

WORCESTER: 4 CHARLES STREET.
TEL: 01905 616707

YORK: 26 GOODRAMGATE. TEL: 01904 653575



UNDEAD CHARACTERS



VLAD VON CARSTEIN
VAMPIRE LORD



ISABELLA VON CARSTEIN
VAMPIRE COUNTESS



HEINRICH KEMMLER
THE LICHEMASTER

HORDES OF CHAOS



FIENDS OF-SLAANESH



AEKOLD HELBRASS
CHAMPION OF TZEENTCH



FIENDS OF SLAANESH



WARHAMMER

VLAD AND ISABELLA VON CARSTEIN

By Jervis Johnson

From the cursed lands of Sylvania comes the first of the legendary Vampire Counts – the malevolent Vlad von Carstein. With his beautiful wife Isabella, he leads the vast legions of Undead to battle against any who dare to confront them, cutting down his foes and using their shattered bodies to swell the ranks of his army.

VLAD VON CARSTEIN

Vampire Lord 375 points
 +50 points Carstein Ring
 +75 points Sword of Unholy Power

Your army may include Vlad von Carstein. He may lead the army if you wish, though he does not have to. If you choose him to lead the army then he replaces the general described in the main army list.

Vlad von Carstein was the first and greatest of the Vampire Counts of Sylvania. It was he who tainted the once human aristocracy of Sylvania with the curse of undeath, and in so doing created an Undead kingdom in the very heart of the Empire. Vlad von Carstein was a towering figure of a man, with a mane of black hair and piercing eyes. Those who met him and survived the encounter described him as having a feral charm and being extremely intelligent, but with an evil temper that could turn into a berserk fury if he was thwarted in his endeavours. It was said that at such times only his wife Isabella could calm him without blood being spilt.

In battle Vlad wields the *Sword of Unholy Power*, an enchanted blade that grants its owner great magical power. On his left hand he wears the infamous *Carstein Ring*, a magical artifact which gave Vlad the ability to cheat death time and again. It was only after the *Carstein Ring* had been stolen from him that Vlad von Carstein was finally defeated.

WEAPONS/ARMOUR: Vlad von Carstein may ride a Skeleton Steed (+2 points).

MAGIC ITEMS: Vlad may take up to four magic items in total. Usually he carries the *Carstein Ring* and the *Sword of Unholy Power*. The magic item card for the *Carstein Ring* can be found in Warhammer Battle Magic, while the card for the *Sword of Unholy Power* can be found in the Warhammer – Arcane Magic and Warhammer Armies – Undead supplements. The rules for the the items Vlad von Carstein carries are summarised below for your convenience.

CARSTEIN RING

If Vlad is slain, he may return to life immediately. The model is replaced within 12" of the position where he was slain. All of his wounds are recovered and any magic items, spells etc are returned. If Vlad was leading the Undead army this means that his death does not destroy the army, and he may continue to fight as normal. The ring may only be used once per battle. If Vlad von Carstein is slain a second time he cannot return from the dead again.

SWORD OF UNHOLY POWER

Vlad may draw on the power of this sword to cast one of his Dark Magic or Necromantic Magic spells per magic phase.



PROFILE	M	WS	BS	S	T	W	I	A	Ld
---------	---	----	----	---	---	---	---	---	----

VLAD VON CARSTEIN	6	8	6	7	6	4	9	4	10
-------------------	---	---	---	---	---	---	---	---	----



The spell is cast automatically, without Vlad having to expend any power cards to cast it. The spell may be dispelled as normal. Roll a D6 each time the sword is used. If the dice roll is less than or equal to the power normally required for the spell that was just cast, then the energies of the sword are exhausted and it cannot be used again for the rest of the battle. For example, if Vlad cast a power 3 spell, then the sword would become exhausted on a D6 roll of 3 or less.

If Vlad von Carstein is resurrected by the *Carstein Ring of Unholy Power* does not regain its power if it was exhausted when he was killed. This also applies to any other items he has which can be exhausted or have a limited number of uses during a game.



SPECIAL RULES

As a Vampire Lord, Vlad von Carstein has a Magic Level of 3 and can have two spell cards. He can take his cards from either the Necromantic or Dark Magic decks. Alternatively, one of his spells may be drawn from one of the colour decks. Whatever else he chooses, Vlad must always take at least one Necromantic spell. When he casts a Necromantic spell, roll a D6. On a roll of 5 or 6 Vlad may cast that spell again this turn (as long as he has enough power cards left to do so).

ISABELLA VON CARSTEIN

Vampire Countess 175 points

Your army may include Isabella von Carstein, but only if it includes Vlad von Carstein as well.

Isabella was the daughter of Duke Otto von Drak. Vlad married Isabella, and then inherited her father's estates when both Otto and his brother Leopold died soon after the marriage. Isabella was a highly intelligent and darkly beautiful woman, and soon what had started out as a marriage of convenience developed into something far more. Vlad long resisted Isabella's requests to join him in undeath, but when she lay dying from a fatal wasting illness Vlad realised that he could not carry on without her, and reluctantly inducted her into the ranks of the Undead.

Isabella was Vlad's most valued confidante, and the only person whose advice he fully trusted. When Vlad was killed by Grand Theogonist Wilhelm at the Siege of Altdorf, Isabella committed suicide rather than carry on through eternity without him.

WEAPONS/ARMOUR: Isabella von Carstein is armed with a sword. She may ride a Skeleton Steed (+2 points).

MAGIC ITEMS: Isabella may take up to two magic items.

SPECIAL RULES

As a Vampire Countess, Isabella von Carstein has a Magic Level of 2 and can have one spell card. She must take her card from the Necromantic spell deck. When she casts a Necromantic spell, roll a D6. On a roll of a 6, Isabella may cast that spell again this turn (as long as she has enough power cards left to do so).



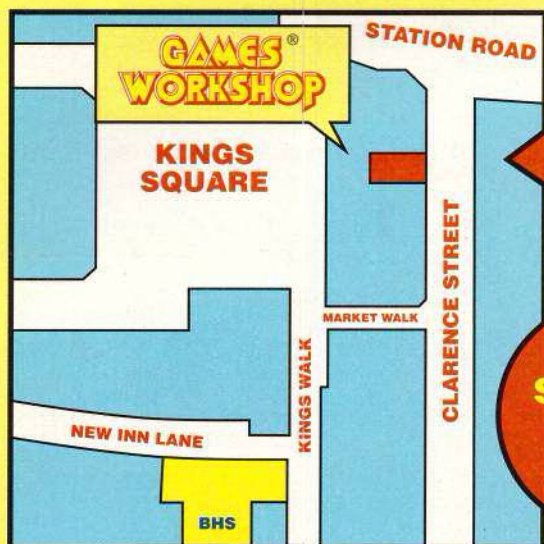
If Isabella is killed, then Vlad will be overcome by grief and go into a berserk fury. For the rest of the battle he will be subject to *frenzy*, as described on page 41 of the Warhammer rules. In addition, he becomes subject to *hatred* against the model or unit that killed Isabella.

If Vlad is killed then exactly the same special rules apply to Isabella – she becomes frenzied and subject to *hatred* against Vlad's killers. If the battle is part of an ongoing campaign and either Vlad or Isabella is killed, then you should roll a D6 for the surviving partner. On a roll of 1-3 they are overcome by despair and will kill themselves rather than face an eternity alone. On a roll of 4-6 they are driven mad by anger and grief, and swear vengeance against all living creatures – from now on the character is subject to *frenzy* and *hatred* as described above in every battle that they take part in.



GAMES WORKSHOP®

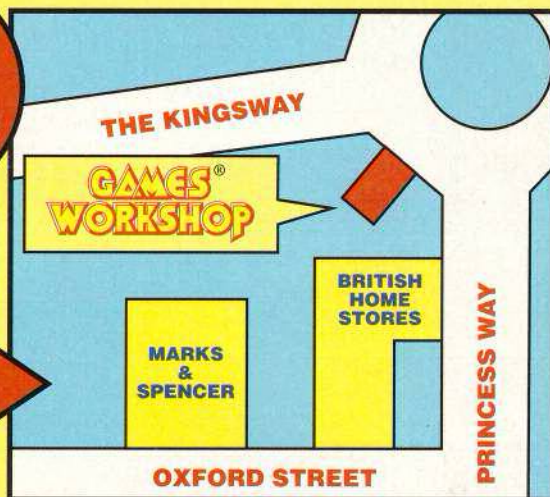
NEW STORES



GLOUCESTER

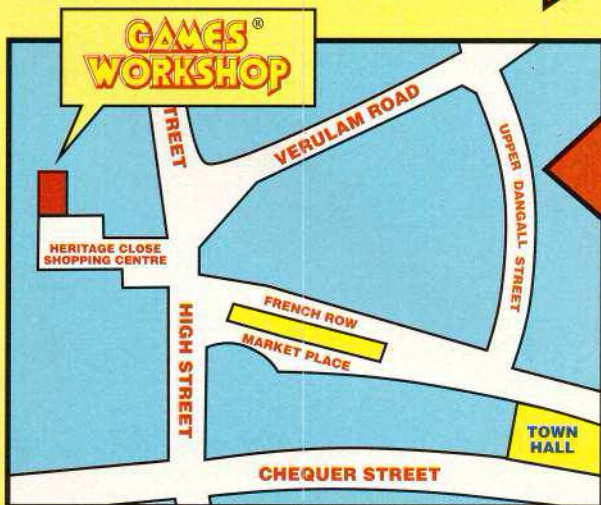
35 Clarence Street
Gloucester
Tel: 01452 505033

ALL
STORES
OPEN
NOW!



SWANSEA

45 Princess Way
Swansea
Tel: 0792 463969



ST ALBANS

18 Heritage Close
High Street, St Albans
Tel: 0727 861193

BRADFORD

5 Broadway, Bradford
Tel: 01274 739353





DEATHSKULL LOOTAS



Deathskull Lootas are armed with potent kustom kombi-weapons, constructed from several different guns. The barrels are all fired together, letting off a wild fusillade of shots which tears the intended target to shreds. After a battle, the Deathskulls rummage around amongst the debris in order to scavenge new weapons and anything else they can lay their hands on, which they use to construct more of these devastating 'big gunz'.

The image displays ten different Deathskull Loota miniatures, each with a unique kustom kombi-weapon. The miniatures are arranged in a grid-like fashion. Each miniature is accompanied by a set of icons representing the parts used in its construction. The icons are small squares with various symbols, colors, and patterns. A central skull icon with horns is also present.

- Top-left: Miniature with a large, multi-barreled weapon. Icons: a black square with a white 'L', a pink square with a white crown, a white square with a black 'T', an orange square with a white 'E', a yellow square with a black 'H', and a blue square with a white crown.
- Top-right: Miniature with a red and black weapon. Icons: a blue square with a white 'M', a white square with a black skull, and a black square with a white 'X'.
- Middle-left: Miniature with a red and black weapon. Icons: a red square, a white square with a black 'M', a yellow square with a black 'H', a blue square with a white 'E', a green square with a white 'E', and a purple square with a white 'E'.
- Middle-right: Miniature with a red and black weapon. Icons: a red square, a white square with a black 'M', a yellow square with a black 'H', a blue square with a white 'E', a green square with a white 'E', and a purple square with a white 'E'.
- Bottom-left: Miniature with a red and black weapon. Icons: a blue square with a white 'M', a red square with a black 'H', a yellow square with a black 'H', a green square, a blue square with a white 'E', and a blue square with a white 'E'.
- Bottom-right: Miniature with a red and black weapon. Icons: a blue square with a white 'M', a red square with a black 'H', a yellow square with a black 'H', a green square, a blue square with a white 'E', and a blue square with a white 'E'.

Central skull icon: A blue and yellow skull with large yellow horns and a small gold bell hanging from its chin.

EPIC[®] TITAN LEGIONS[™]

EPIC HIVE WAR!

By Andy Chambers

The new Epic Hive War boxed set unleashes the horrific alien forces of the Tyranids into the Epic games system. In this article, Andy tells us how he developed the background, creatures and battle tactics of the extra-galactic Hive Mind.

EPIC GAMES SYSTEM

The Epic game system has been available for over four years now and covers a lot of subjects in the 41st Millennium. The Epic game rules and miniature ranges are aimed at letting the players fight really massive battles involving whole battalions of troops and fighting machines. Space Marine, the first game in the Epic series, details some of the Space Marine forces of the embattled Imperium of mankind and the alien races of the Eldar and the Orks. Subsequent supplements have expanded

on the basic troop types and war machines presented in Space Marine and introduced the other major allies and enemies of the Imperium – the Squats and the dark forces of Chaos. Most recently a second Epic game, Titan Legions, has stomped into the shops. This game concentrates on the most gigantic war machines deployed by the fighting forces of the galaxy – Imperial and Eldar Titans and Ork Gargants, and includes models of the monstrous Ork Mega-Gargants and the humungous Emperor Emperor class Titan.





The Tyranids do not occupy worlds, instead they form vast hive fleets which move from one world to another, stripping them of all nutrients and genetic material like a plague of locusts. The organic warships of the Tyranid hive fleets have long threatened the fragile human Imperium but never before have the Tyranid hordes been able to swarm their way onto the Epic battlefield.

UNTIL NOW...

Hive War is the long awaited Epic Game supplement detailing the fighting forces of the Tyranids. Because the Tyranids have never been explored in Epic scale before, Hive War covers a lot of new details of their history, strategies and fighting style as well as the bio-engineered creatures they deploy in battle. This formed a daunting prospect for me at first – where to begin? How could I fit everything in?

Fortunately, Epic Hive War concentrates entirely on a single race (unlike previous Epic supplements which have included two races or forces in each). This meant that I had plenty of room to get the Tyranids to feel suitably alien. I wanted not only to make the Tyranids play differently to other races on the battlefield, but also to expand the history of the galaxy's contacts with the Tyranids and interlink the various bits and pieces of information I had found about them.

TYRANID FORCES

The entire Tyranid Epic range has been created from scratch, including a new plastic set which includes Termagants, Genestealers, Tyranid Warriors and many previously unknown Tyranid creatures. In Hive War I've included information about all the Tyranid models in the pipeline at the time of going to press. As new models are released, rules and army cards for them will appear in White Dwarf magazine. Coming up with new ideas for Tyranid creatures was the most exciting and challenging part of Hive War and I must say I'm very pleased with the results. The miniature designers have excelled themselves in producing a brilliant range of models for the Tyranids to ravage the galaxy with.

However, one race has long been conspicuous by its absence on the Epic battlefield – the Tyranids. The lurking threat of the Tyranids has been alluded to in Jervis Johnson's board games Tyranid Attack, and Doom of The Eldar as well as the Codex Imperialis entries for them in Warhammer 40,000. This terrifying race use bio-technology in place of the inorganic machines common to our galaxy. They genetically engineer creatures to fulfill the roles mankind uses machines for – warp drives, spacecraft, weapons and tanks. All of these things are bred from living flesh by the Tyranids. The Tyranids themselves are interlinked by a higher form of telepathy, a group mind which encompasses every living Tyranid, making them a kind of giant super-organism whose cells are individual creatures.

The first step was to work out the size and look of the larger Tyranid war-creatures. I was keen to avoid the Tyranids becoming a race that relied exclusively on close combat in battle, even though this was pretty much the way they worked in Warhammer 40,000. The reason for this was twofold. Firstly, an

HIEROPHANT

The Hierophant is a single Bio-Titan.

650 Points

DOMINATRIX

The Dominatrix is a Tyranid commander and Synapse creature.

500 Points

TRYGON

The Trygon is a single creature.

100 Points

TYRANID BROODS

Tyranid creatures are incredibly variable in their overall appearance and colouration. However, swarms often have similar markings and colouration with their genetic brothers, even though the evolutionary purpose of such solidarity has long since been rendered obsolete by the unifying influence of the hive mind. The colours exhibited by Tyranid creatures tend towards the red portion of the spectrum, possibly indicating they were first spawned beneath an older, redder star than Sol and that their visual perception remains mostly in the infrared band.




A CARNIFEX BROOD



A ZOANTHROPE BROOD




A HARUSPEX BROOD



A DACTYLIS BROOD

EPIC® TYRANIDS™ AND CHAOS



TYRANID DOMINATRIX



A CHAOS ARMY IS ATTACKED BY THE ALIEN FORCES OF THE TYRANID HIVE FLEET



FULGRIM
DAEMON PRIMARCH OF SLAANESH



KEEPER OF SECRETS
GREATER DAEMON OF SLAANESH


army with only one attack mode becomes easy to beat because its tactics are limited by the army itself. Secondly, I reckoned that a race as mutable as the Tyranids would quickly evolve to fight the forces of the galaxy at their own game. Once they had been confronted with tanks and artillery the Tyranids would soon genetically engineer creatures to fight at a distance as a reaction to them. Naturally the Tyranids would remain horrendously powerful in close assault as well, but they would have more than one trick up their bio-sleeve!

BIO-WARFARE

On this premise I spent a number of sleepless nights feverishly working out ways that the Tyranids could deal death at long range. A variety of lethal corrosive or poisonous projectiles which were spat, thrown or shot by muscle contractions came first, followed by electrical and psychic energy bolts later. It's amazing what a diversity of unpleasantness mother nature can

evolve when she tries. Armed with such bio-weaponry and armoured with polymer bonded carapaces and carbon-based chitin, I felt quite confident the war beasts of the Tyranids could battle the flimsy metal tanks so favoured by Ork, Imperial and Eldar forces.

Diversifying the Tyranid infantry forces proved much easier. Evolution of the lowly Termagant into winged and leaping forms has created Gargoyles and Hormagaunts to harass and overwhelm the enemy. Specially engineered Tyranid warriors has created the deadly, stalking Lictors which infiltrate enemy held areas to seek concentrations of opposing forces and murder lone opponents. Further manipulation of the Tyranid Warrior genes has created the powerfully psychic Zoanthropes. These creatures are physically weak but bloated with psychic energy which they can use to protect themselves and (more importantly) vapourise the enemy with ravaging blasts of warp energy.





BIO-TITANS

The last element of Tyranid forces were the Titans. Would the Tyranid forces include something as big as Titans? Undoubtedly. Would they resemble the bipedal and roughly humanoid Imperial or Eldar Titans? Doubtful. A multi-legged form more reminiscent of spiders or scorpions seemed more interesting and feasible for bio-construction. Naturally these bio-Titans are very different to ordinary Titans. For example, Tyranid Titans have no energy shields but they do have incredibly tough armour and a capacity to regenerate damage very quickly. Bio-Titan weaponry includes such horrors as frag spines, stinger salvoes, ripper tentacles and bile launchers.

Now the Tyranid forces included a whole host of creatures ranging upwards from the broods of Termagants, Genestealers, Tyranid Warriors and Carnifexes which are familiar to Warhammer 40,000 players. The new arrivals run from the compact but deadly Hormagaunts through tank-sized war beasts such as Haruspex and Malefactors, super heavy creatures like Trygons and Harridans to the mighty Hierophant and Hierodule bio-Titans.

As a final twist after some early playtesting I included special rules to allow several kinds of Tyranid creatures to deploy further forward than most armies. This was done to emphasise the overwhelming impetus of Tyranid assaults and make opposing forces feel under pressure from the very outset of the game. I also figured that Tyranid forces are invariably landed from space, often being held in reserve until the enemy has been brought to battle. To bring this factor into tabletop battles I came up with rules for the Tyranids to land their forces in Mycetic Spores, an organic equivalent of the Drop Pods used by Space Marines. These extra flourishes make the Tyranids a frightening foe to play against because they can attack from almost any direction, nicely representing the fact that forces fighting Tyranids are likely to be battling a planetwide invasion force instead of an isolated army.

TYRANIDS ON THE BATTLEFIELD

Of course coming up with the creatures and their different abilities was really the fun part. The next thing to work out was how to integrate all the broods together into an alien horde on the battlefield. Forces in the Epic game are chosen using army cards. These army cards have set points values and represent companies of troops, tanks or artillery. Companies can in turn be supported with extra squadrons of fighting vehicles or platoons of troops. Obviously the Tyranids would not have a strict military organisation like this, their's would have to be far more, well, organic...

To this end I redesigned the army cards for Tyranids so that they build up into an interlocking swarm structure. Each army card (or swarm card to use its correct title) represents a single brood of Tyranid creatures. A single brood is roughly equivalent in size to a platoon or squadron of more conventional troops. Each swarm is built up around an





Tyranids battle against Eldar Tempests and Nightwings in a dense forest.

exceedingly powerful Tyranid queen called a Dominatrix. The number of swarms in a battle force depends on the size of the game and the preferences of individual players as the swarm cards offer a great deal of flexibility in selecting an army.

THE HIVE MIND

These differences in organisation have helped to reflect the influence of the Hive Mind on the Tyranid fighting swarms. I also wanted to use the swarm structure and the influence of the Hive Mind to control Tyranid battlefield tactics to a certain extent. This has been achieved by coming up with a unique system for giving orders to Tyranid broods.



A lot of the Tyranid creatures are relatively unintelligent and will fight according to their instincts when not instructed otherwise by the hive mind. This is represented in Epic scale by not allowing them to choose their orders like ordinary troops and tanks, instead they do whatever they do best – charge forward into close combat, stay in place and shoot, or whatever. This instinctive behaviour is not a problem in itself but it does make the Tyranid swarms harder to co-ordinate in an overall plan.

To overcome this the Tyranid player receives Hive Mind cards. The Hive Mind cards represent the Tyranid gestalt consciousness controlling its minions in combat as well as providing support and special events like *psychic barrages* and *bio-assasins*. Playing Hive Mind cards allows the Tyranid player to control his instinctive creatures directly, so these cards are vital to the execution of any plan. The number of Hive Mind cards a player gets to use each game turn depends on the size of the swarms in his army. However, as the swarm suffers casualties its structure gradually disintegrates and the amount of Hive Mind cards it receives is reduced.

This all means that the Tyranid army becomes increasingly uncoordinated as it suffers more and more damage. These special rules ensure that a Tyranid commander is best off when working to a plan that places his instinctive creatures where they can support each other, rather than scattering his forces all over the battlefield.

The final difference between Tyranids and conventional forces is that Tyranids gain an increased number of victory points for breaking and destroying enemy forces and nothing for capturing Objectives. This is because holding particular pieces of a planet is of little importance to the Hive Mind in comparison to eliminating all enemy resistance on a world so that it can be stripped bare by the Hive Fleet.

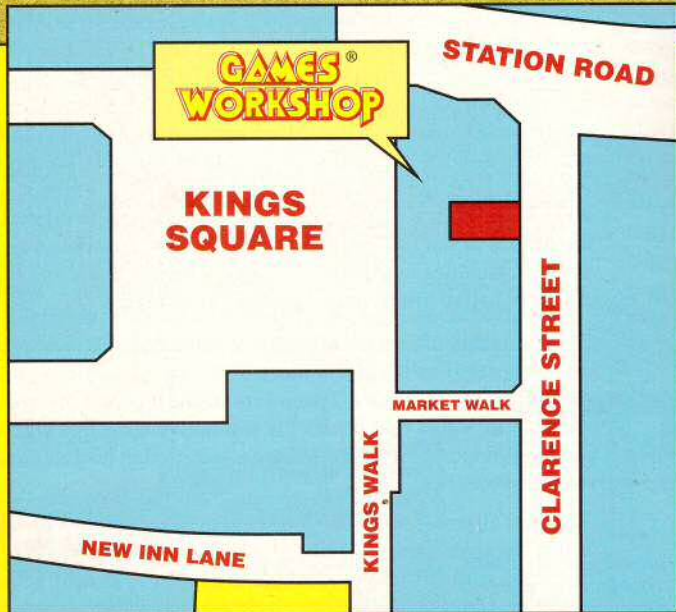
The result of all these adjustments has proved most satisfactory and makes the Tyranids very different and challenging to play with or against. When this is combined with the stunning artwork and miniatures created for Hive War and the exceedingly handsome full colour cards, counters and templates in the box, I reckon that Hive War has turned out brilliantly well and will soon become a "Must Have" army for Epic players. I hope that it brings as much enjoyment to all you Epic players as it has given me working on it.

GAMES WORKSHOP

GLOUCESTER GRAND OPENING

SATURDAY 25th & SUNDAY 26th MARCH

35 Clarence Street. TEL: 01452 505033



**MASSIVE DEALS ALL DAY
ONLY £48.50 EACH!**

That's up to a 33% saving!
Don't miss these amazing offers and massive discounts on the whole range of exciting Games Workshop products.



WARHAMMER
plus!
**WARHAMMER
BATTLE MAGIC**
plus! any one
ARMIES BOOK
Normal price
£69.97



**SPACE MARINE
OR TITAN LEGIONS**
plus!
**SPACE MARINE
BATTLES BOOK**
plus! any one
BOXED SUPPLEMENT
Normal price
£64.97



BLOOD BOWL
plus!
**DEATH
ZONE**
plus! any one
BOXED TEAM
Normal price
£59.97



**WARHAMMER
40,000**
plus!
DARK MILLENNIUM
plus! any one
CODEX BOOK
Normal price
£69.97

REDEEMABLE AT GAMES WORKSHOP
GLOUCESTER 25TH & 26TH MARCH 1995

25% OFF GAMES WORKSHOP
OR CITADEL PRODUCTS.

ONLY ONE VOUCHER PER PRODUCT, NOT
TO BE USED WITH ANY OTHER OFFER.

REDEEMABLE AT GAMES WORKSHOP
GLOUCESTER 25TH & 26TH MARCH 1995

10% OFF GAMES WORKSHOP
OR CITADEL PRODUCTS.

ONLY ONE VOUCHER PER PRODUCT, NOT
TO BE USED WITH ANY OTHER OFFER.

REDEEMABLE AT GAMES WORKSHOP
GLOUCESTER 25TH & 26TH MARCH 1995

10% OFF GAMES WORKSHOP
OR CITADEL PRODUCTS.

ONLY ONE VOUCHER PER PRODUCT, NOT
TO BE USED WITH ANY OTHER OFFER.

REDEEMABLE AT GAMES WORKSHOP
GLOUCESTER 25TH & 26TH MARCH 1995

10% OFF GAMES WORKSHOP
OR CITADEL PRODUCTS.

ONLY ONE VOUCHER PER PRODUCT, NOT
TO BE USED WITH ANY OTHER OFFER.

REDEEMABLE AT GAMES WORKSHOP
GLOUCESTER 25TH & 26TH MARCH 1995

25% OFF GAMES WORKSHOP
OR CITADEL PRODUCTS.

ONLY ONE VOUCHER PER PRODUCT, NOT
TO BE USED WITH ANY OTHER OFFER.

REDEEMABLE AT GAMES WORKSHOP
GLOUCESTER 25TH & 26TH MARCH 1995

10% OFF GAMES WORKSHOP
OR CITADEL PRODUCTS.

ONLY ONE VOUCHER PER PRODUCT, NOT
TO BE USED WITH ANY OTHER OFFER.

REDEEMABLE AT GAMES WORKSHOP
GLOUCESTER 25TH & 26TH MARCH 1995

10% OFF GAMES WORKSHOP
OR CITADEL PRODUCTS.

ONLY ONE VOUCHER PER PRODUCT, NOT
TO BE USED WITH ANY OTHER OFFER.

REDEEMABLE AT GAMES WORKSHOP
GLOUCESTER 25TH & 26TH MARCH 1995

10% OFF GAMES WORKSHOP
OR CITADEL PRODUCTS.

ONLY ONE VOUCHER PER PRODUCT, NOT
TO BE USED WITH ANY OTHER OFFER.

PLEASE NOTE: NONE OF THE VOUCHERS ON THIS PAGE MAY BE USED IN COMBINATION WITH ANY OTHER OFFER.
NOR MAY THEY BE USED ON BOXTRÉE BOOKS' WARHAMMER NOVELS; OR ELECTRONIC ARTS' SPACE HULK COMPUTER GAME.

GAMES WORKSHOP®



CROYDON GRAND RE-OPENING



SATURDAY 1st & SUNDAY 2nd APRIL

Unit 35, Drummond Centre, Keeley Road. TEL: 0181 680 4600



MASSIVE DEALS ALL DAY ONLY £48.50 EACH!


That's up to a 33% saving!
Don't miss these amazing offers and massive discounts on the whole range of exciting Games Workshop products.



WARHAMMER
plus!
WARHAMMER
BATTLE MAGIC
plus! any one
ARMIES BOOK
Normal price
£69.97



SPACE MARINE
OR **TITAN LEGIONS**
plus!
SPACE MARINE
BATTLES BOOK
plus! any one
BOXED SUPPLEMENT
Normal price
£64.97



BLOOD BOWL
plus!
DEATH
ZONE
plus! any one
BOXED TEAM
Normal price
£59.97



WARHAMMER
40,000
plus!
DARK MILLENNIUM
plus! any one
CODEX BOOK
Normal price
£69.97

REDEEMABLE AT GAMES WORKSHOP
CROYDON 1ST & 2ND APRIL 1995

25% OFF GAMES WORKSHOP
OR CITADEL PRODUCTS.

ONLY ONE VOUCHER PER PRODUCT. NOT
TO BE USED WITH ANY OTHER OFFER.

REDEEMABLE AT GAMES WORKSHOP
CROYDON 1ST & 2ND APRIL 1995

10% OFF GAMES WORKSHOP
OR CITADEL PRODUCTS.

ONLY ONE VOUCHER PER PRODUCT. NOT
TO BE USED WITH ANY OTHER OFFER.

REDEEMABLE AT GAMES WORKSHOP
CROYDON 1ST & 2ND APRIL 1995

10% OFF GAMES WORKSHOP
OR CITADEL PRODUCTS.

ONLY ONE VOUCHER PER PRODUCT. NOT
TO BE USED WITH ANY OTHER OFFER.

REDEEMABLE AT GAMES WORKSHOP
CROYDON 1ST & 2ND APRIL 1995

10% OFF GAMES WORKSHOP
OR CITADEL PRODUCTS.

ONLY ONE VOUCHER PER PRODUCT. NOT
TO BE USED WITH ANY OTHER OFFER.

REDEEMABLE AT GAMES WORKSHOP
CROYDON 1ST & 2ND APRIL 1995

25% OFF GAMES WORKSHOP
OR CITADEL PRODUCTS.

ONLY ONE VOUCHER PER PRODUCT. NOT
TO BE USED WITH ANY OTHER OFFER.

REDEEMABLE AT GAMES WORKSHOP
CROYDON 1ST & 2ND APRIL 1995

10% OFF GAMES WORKSHOP
OR CITADEL PRODUCTS.

ONLY ONE VOUCHER PER PRODUCT. NOT
TO BE USED WITH ANY OTHER OFFER.

REDEEMABLE AT GAMES WORKSHOP
CROYDON 1ST & 2ND APRIL 1995

10% OFF GAMES WORKSHOP
OR CITADEL PRODUCTS.

ONLY ONE VOUCHER PER PRODUCT. NOT
TO BE USED WITH ANY OTHER OFFER.

REDEEMABLE AT GAMES WORKSHOP
CROYDON 1ST & 2ND APRIL 1995

10% OFF GAMES WORKSHOP
OR CITADEL PRODUCTS.

ONLY ONE VOUCHER PER PRODUCT. NOT
TO BE USED WITH ANY OTHER OFFER.


PLEASE NOTE: NONE OF THE VOUCHERS ON THIS PAGE MAY BE USED IN COMBINATION WITH ANY OTHER OFFER.
NOR MAY THEY BE USED ON BOXTREE BOOKS' WARHAMMER NOVELS; OR ELECTRONIC ARTS' SPACE HULK COMPUTER GAME.

GAMES WORKSHOP®

Presents

THE BATTLE FOR BUGMAN'S BREWERY

WARHAMMER




Come along and join in our massive battle at the **EMPIRE IN FLAMES ROADSHOW**

The Brewery of Josef Bugman is under siege. Will the Imperial army defeat the Chaos horde or will the forces of darkness smash the walls asunder and drink the legendary Bugman's Brew?

At each Empire in Flames Roadshow everything is provided. There's no need to bring miniatures, dice or rulebooks – you just turn up and play!

And, at every event, there will be special prizes of a special limited edition **Bugman's Mug** so see you there!



MARCH

4th Crawley

11th Plaza

18th Nottingham

25th High Wycombe



APRIL

1st Stoke

With loads more dates
to come...

BLOOD BOWL®

DUG-OUT OF DOOM

By Andy Chambers

As the cruel and heartless coach of the Doomlords, one of the top-ranking teams in the Studio League, Andy knows one end of a death ball from the other. Now he's going to let you in on a few dark secrets...

THE LURE OF CHAOS

After a long and successful career as coach of the Skavenblight Scramblers I finally decided to hang up my running shoes and try something different. I wanted to play with a slower but harder team than the Skaven, a team with players which didn't give me a sick feeling in the pit of my stomach every time they got blocked. Although I was tempted by the Orcs, I was eventually seduced by the lack of subtlety of the Chaos team and the mouth-watering selection of hideous monsters that will play for them. After winning both the Spike Trophy and the Chaos Cup and getting to the semi-finals for the Blood Bowl, I must say I'm delighted with my choice.

DARK BLESSINGS

There are only two kinds of players available to a Chaos team: Chaos Warriors and Beastmen. There is only one skill possessed by these players and even that isn't a skill, it's the physical ability *Horns* which is possessed by the Beastmen. This ability has nothing to do with clever stuff, it just makes them Strength 4 if they move at least one square while blitzing. Other than this, no skills. None! Natch! Zero! Nil!

But wait, the players themselves are quite good. Chaos Warriors have Strength of 4 and an Agility of 3 which makes them exceedingly tough players who can punch out most



opponents, handle the ball well and dodge with a good chance of success, unlike the Black Orcs or Dwarf Long Beards they often end up facing. Though their slowish Movement of 5 stops Chaos Warriors being real Blitzier types they can still outpace the Blockers from other teams and once they've got the ball they're very hard to stop. The only real downside to Chaos Warriors is that you can't have more than four in your team and they cost the earth to recruit!

The Beastmen are less well armoured than the Chaos Warriors and a bit quicker, so with the help of their *Horns* they can do some blitzing and chase opposing Catchers around in the backfield. Other than this, the Beastmen have to fill in for all the other duties on the team – Thrower, Catcher, Lineman, etc as best they can. The main advantage of Beastmen is that they are relatively cheap so they can be used to pad the team out and replace losses.

So the Chaos team has players which are good basic all rounders and particularly adept at breaking heads. This means that if you are playing in a league you get a clean slate to start developing your team with. As your players earn skills and you get enough cash to buy Star Players you can take the team in whatever direction you like. Whichever way you want to go, there are a number of plays you can use to confound your opponent and improve your chances of winning.



BLOOD AND SHEKELS

Because the initial Chaos line-up is so lacking in skills it's a good idea to start off your team with a Star Player to take some of the pressure off your rookies. This means the rest of your team won't have to perform flawlessly for the first few matches. Another thing to consider carefully is how many team re-rolls to buy when you start out. Team re-rolls are expensive for Chaos teams (doubtless because the players are too busy ravaging cities to practice together regularly!) but they are vital to keep your game alive because you won't be getting any re-rolls for handy skills like *Catch*, *Dodge* and *Sure Hands* that other teams take for granted. Here's the team I started our Studio League with:

Gnashrak Blackhoof, Minotaur Star player	160,000
4 Chaos Warriors	400,000
6 Beastmen	360,000
1 Team re-roll	70,000
Fan Factor 1	10,000
TOTAL	1,000,000

★ ★ ★ Did you know...

The Minotaur Star Player Gnashrak Blackhoof has one of the most lucrative contracts in Blood Bowl. He gets his pick of the crowd, his own straw and a custom built maze in the dug-out. When asked about his perks, Blackhoof simply said "I'm milking them for everything they've got..."!

With the benefit of hindsight I can tell you that one team re-roll isn't enough! This is especially true in a league because once the team is set up you have to pay double to purchase extra team re-rolls unless you're lucky enough to draw an *Extra Training* Special Play card. Having *Extra Training* is only useful if you just happen to have 70,000 hanging around in the bank (which is like waiting for the spirit of Christmas to come to the Chaos wastes). This means that each extra team re-roll costs you 140,000! That's equivalent to the price of a new Star Player, so get them early while they're cheap.

Of course one solution is to take Lord Borak the Despoiler as your first Star Player and get an extra team re-roll for his *Leader* skill, or in a League take *Leader* as the first skill you get. But neither of these options takes advantage of this golden opportunity to kit yourself out with team re-rolls while they're cheap. Personally I'd now replace either the Minotaur or two of the Chaos Warriors with Beastmen in the starting line up, buy an extra team re-roll, and spend the excess on improving my Fan Factor. Additional fans are always handy as they can give you an advantage on some of the results on the Kick-off table, and they bring in much needed extra cash.


FEAR IS THE KEY

You'll note that my starting line up only includes eleven players and no Apothecary. This isn't as bad as it seems as you should be able to afford an Apothecary after your first or second match (getting one is highly recommended) and soon after that a few extra players to pad out the squad. The thing to remember is that Chaos teams aren't going to start off being well-balanced no matter what squad you pick. The only sure way forward is to get in some games and progress.

In these early games you might end up playing with only nine or ten players for part of the match, so practice some defensive and offensive set-ups with less players – this is good practice to prevent panic setting in half way through a game if you are a few men down. Overall the toughness of the Chaos team means that your casualties should be light, especially if you pick on weaker opponents like Elves, Humans or Skaven for your first few games.

These early games are also a vital stage in creating the best weapon in your armoury – a fearsome reputation. If opposing coaches perceive your team as being terrifyingly strong and aggressive they will be scared stiff of leaving their players in range to get blocked or blitzed and this will inhibit their plans. If you utter a few choice phrases like "Well we've got no other skills so we'll just have to smash you up a bit before we score" you'll reinforce the opposing Head Coach's growing sense of apprehension.

BLOOD BOWL® STAR PLAYERS



HAKFLEM SKUTTLESPIKE
SKAVEN STAR PLAYER




JORDELL FRESHBREEZE
WOOD ELF STAR PLAYER




DWARF DEATH-ROLLER


BLOOD BOWL® CHAOS MUTANTS



CHAOS BEASTMAN WITH
EXTRA ARM



CHAOS WARRIOR WITH CLAW
AND FOUL APPEARANCE



CHAOS BEASTMAN WITH
TENTACLES



THE CHAOS ALL-STARS SMASH INTO THE POCKET AS THE ATHELORN AVENGERS ATTEMPT A PASS.



ZHARR-NAGGRUND ZIGGURATS



HTHARK THE UNSTOPPABLE
CHAOS DWARF STAR PLAYER



CHAOS DWARF BLOCKER



HOBGOBLIN



HOBGOBLIN



CHAOS DWARF BLOCKER



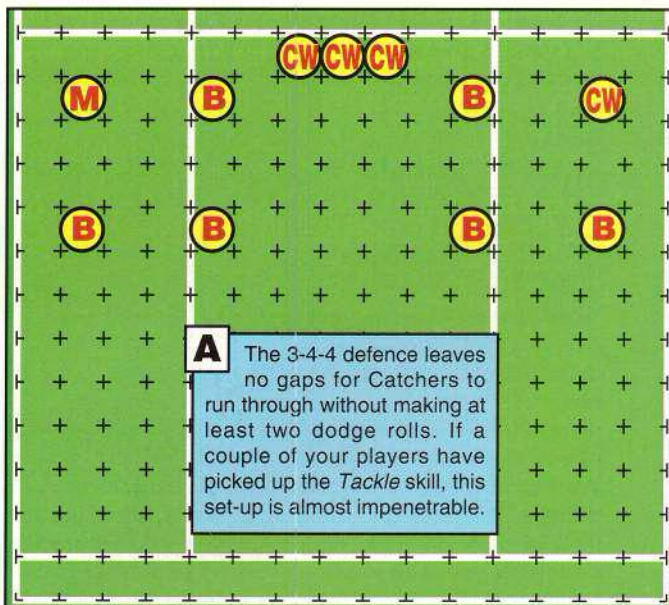
HOBGOBLIN



CHAOS DWARF BLOCKER



ZHARR-NAGGRUND ZIGGURATS CHAOS DWARF BLOOD BOWL TEAM



The Chaos 3-4-4 formation.

Naturally, if you actually inflict a few actual casualties, you will drive the point home even further. This is where having a Minotaur or Lord Borak in your starting line-up is essential. Both of these well 'ard Star Players can flatten the toughest opponent's and with their *Mighty Blow* skills can often put them out of the game altogether!

CHILLY KHORNE CARNAGE

So, what about game winning strategies? Personally I think that a powerful and aggressive defense is what wins games of Blood bowl, after all its so much easier to carry the ball into your opponent's End Zone from his half of the field than your own. To this end I use one of two defensive formations depending on the opposition.

The first formation, the 3-4-4, is for use against faster teams which use passing or lightning quick runs to get the ball down field; Elves, Skaven, Humans etc. Although this formation spreads your players a bit, it does make it near impossible for the opposing team to blitz a hole and make a straight sprint for the End Zone without having to make a string of dodge rolls.

On your turn, you should attack any of the opposing Catchers who might have broken through, remembering that if you can



get an assisted block against a Strength 2 Catcher your Chaos Warriors or Beastmen will count as Strength 5 and roll three block dice. This will make splattering the little scuttler a virtual certainty.

By using your stronger Chaos Warriors to bolster up your Wide Zones you can force the opposing team more towards the centre of the field where your whole back row can move in and shut down any Catchers that slip through. Alternatively you can place the Chaos Warriors on the inside and force the Catchers towards the side lines so you can smash them into the crowd.

While this is going on, you just concentrate on holding the centre and front line while you batter anything left in contact and try to cause some casualties. If this goes stunningly well you could be in a position to threaten the opposing Thrower in the next turn but it's more likely that you'll end up grinding down the opposition for a few downs before the ball-carrier starts to panic and you get an opportunity to pile on the pressure.

When you play against a fast team it's always advisable to keep two or three of your own guys covering open areas of the field in case the opposition makes a break for it. Nothing is so frustrating as being caught with no one close enough to bring down a player who's going to score. This sounds obvious but in the heat of a game it's all too easy for most of your players to get drawn into the fight to get through to the ball-carrier, leaving you vulnerable to a passing play.

The disadvantage of the 3-4-4 formation is that you can't fully capitalise on the Kick-off table 'Blitz' result because your players are too far back. It also leaves your players vulnerable to being outnumbered and dragged down if your opponent has tough Blitzers or Star Players, although the greater strength of your players will make this difficult. Having said all that, the 3-4-4 has served me very well through the seasons and remains my favourite set-up if I'm unsure about my opponent's plans.

KILL THE GOOD!

The second defence is for nasty, crunchy opponents who can give as good as they get; Orcs, Dwarfs, Undead etc. Trying to beat up this sort of team is about as effective as trying to outrun a Skaven on a ratwheel! As these teams are slower, a defence in depth becomes less important, though against Orc teams you must keep a wary eye out for Goblins slipping (or being thrown) past the front line. In this formation, you should move your players up and place two models shoulder to shoulder for mutual support in each wide zone. The players in the middle can also move up to support the line of scrimmage. This should weigh the odds in your favour if a full scale rumble develops.

Against Orc, Dwarf and Undead teams the minions of Chaos can happily hold the line but are unlikely to pummel the enemy hard enough to win a battle of attrition. To overcome this, you can fall back on an unexpected advantage – speed! Because the Chaos players are slightly faster than most strong teams you can use your speed and power to break around the line of scrimmage before the opposing team manages to form a pocket around their ball carrier (which is the most common thing for them to do).

Once you're around the line a huge slugfest will ensue but after a few downs you can hopefully get your big, spiky gauntlets on the ball carrier and bring him down (preferably



for the rest of the match...!). When the ball is free, bash any opposing players out of the way so their tackle zones won't interfere with you scooping up the ball. This achieved, get the nearest player to grab the ball and then leg it off downfield covered by as many players as you can extricate from the centre. Simple really...

SKILLS – THE UNHOLY ASCENSION

So, you've left a trail of mangled bodies through your first few games and earned enough Star Player Points to gain a few skills, now what skills do you take?

You'll find that your first few skills are likely to be dictated more by who your regular opponents are than anything else, particularly if you've been losing your initial matches. For example, one or two players with the *Tackle* and *Pass Block* skills are going to be a necessity if you're constantly chasing Catchers, Gutter Runners and their like. Against tougher opponents *Block* and *Guard* will be required to prevent them gradually overpowering you as they earn their own skills.



Chaos mutants overwhelm the High Elf defence and run in to score a touchdown!

However, in between plugging the gaps in your own defence you need to give a little thought to developing some new attacking strategies. The first strategy is to develop a stand-in for a Thrower who you can rely on to pick the ball up with either *Sure Hands* skill or (more preferably) the *Big Hand* physical ability. If the player also has *Pro* or *Pass* skill he can manage the odd passing play to catch opponents on the hop. Extra speed can give the opposing coach an extra shock too, *Sure Feet* or *Very Long Legs* will give your players a better chance of smashing clear and sprinting for the open backfield.

When you pick skills for players try to think ahead and pick ones that will complement each other in the long run, for example *Block* and *Mighty Blow* are two skills that work with each other by helping to ensure a block works and then (hopefully) keeping the opponent down with an injury. Its also a good idea to have in mind a specific role for a player when you pick his skills. Ask yourself if the player is offensive or defensive – is he going to storm up and beat a path all the way through to the End Zone or is he going to stomp around to mangle the opposing players as they try to pass the line of scrimmage?




CURSED INHERITANCE

If you roll any doubles when you're rolling for skills you can take a physical ability rather than choosing any skill. Whether to go for a physical ability or not really depends on the player and his position more than anything else. Chaos Warriors always benefit hugely from *Claw*, *Razor Sharp Fangs*, *Very Long Legs* or *Tentacles*, because they make them even harder hitting or difficult to run away from. On the other hand if you roll a double for your Beastmen it is usually better to take Agility skills like *Dodge* or *Sure Feet* (Sure Hooves?). Because you have no skills to start off with there are several skills which aren't worth worrying about until the team is well established, things like *Strip Ball*, *Dauntless* and *Shadowing*. These are all very worthy talents but more basic skills like *Block* are usually far more useful.

If you are truly fortunate you may roll statistic increases for some of your players. Players with improved Movement or Agility scores should be groomed for specific jobs such as throwing or blitzing by the addition of a few more complimentary skills. Agility increases are particularly welcome because they give you someone who can pass, pick up the ball and dodge with a good basic chance of success. Blackmane, my precious Agility 4 Beastman, has served as an excellent Thrower with only the addition of *Pro* skill to give him a chance of re-rolling the dice when the chips are down. In my opinion, Strength increases are rather excess to requirements in an already strong team like Chaos, those double 6's are best used to pick physical abilities or hard-to-get skills.

With all this in mind here's my shortlist of skills for Chaos players.

CHAOS WARRIORS



To my mind Chaos warriors are destined to either become Blockers on the line of scrimmage or Blitz types who lurk in the Wide Zones. Blockers absolutely need *Block* as their first skill followed by something that increases their chance of harming anybody they knock over - *Mighty Blow*, *Claw* or *Razor Sharp Fangs*, possibly even *Piling On*. Other skills

such as *Stand Firm* and *Guard* should be chosen to make your line even harder to push back.

Blitzer-style Chaos Warriors are harder to create because they really need one or two agility skills or physical abilities to give them enough speed to catch who ever they're after. They still need *Block* (though they can get away without it) as well as some skills to keep them moving - *Break Tackle* is useful but the real peaches are things like *Dodge*, *Sure Feet* or the essential *Very Long Legs*.

A final thing to note is that either type of Chaos Warriors can make very good use of the *Frenzy* skill, because they keep blocking their opponent until they knock him over or they run out of movement allowance. Frenzied Chaos Warriors can use their superior strength to drive straight through the opponent's line or hoik opposing players off the pitch. If you want Chaos Warriors with *Frenzy*, I would strongly advise taking *Block* first of all so that they are less likely to mess up and fall over at some crucial moment.

BEASTMEN

As mentioned earlier in this article, Beastmen get the less glamorous tasks of backfield security and picking the ball up. You really should have at least one Beastman with the *Sure Hands* skill or *Big Hand* physical ability which makes it easy to recover the ball after the kick off. It's likely that the player that picks up the ball will end up carrying it all the way to the



opposing End Zone because you can't usually afford the luxury of risking hand offs, so *Dodge* and/or *Block* will also come in handy for keeping the player upright.

The other roles for Beastmen are providing assists for Chaos Warriors and Star Players and covering the rear against fast running plays and passing plays. To keep a lid on dodging types, the *Tackle* skill is invaluable, in fact I have found that a Beastman with the *Tackle* and *Mighty Blow* skills is an

excellent remedy for Catchers who think they can dodge around your line and get away with it. If they try to dodge out of their tackle zone there is a greater chance they'll fall over, if they don't try to dodge they're going to end up eating dirt! *Pass Block* is also very useful against passing plays, though you really need two players with this skill for total coverage.

SOULED OUT

The last piece of Chaotic wisdom I can pass on is about buying Star Players. The Chaos team enjoys one of the widest selections of Star Players available to any team. Considering the dearth of skills available to the minions of Chaos and the psychological impact of 'uge slobberin' monsters, buying Star Players when you can afford them is highly recommended. Here's your player-by-player guide to Chaos nasty guys!

LORD BORAK THE DESPOILER CHAOS CHAMPION



Lord Borak makes a natural team captain because he has the *Leader* skill. His awesome Strength of 5, *Block* and *Mighty Blow* skills make him a good player to place on the line of scrimmage, though he also has the movement and agility of a Chaos Warrior so he can also blitz and carry the ball reasonably well. Lord Borak has the *Dirty Player* skill so he's deadly at fouling though I usually

only use him to foul if the Ref' has been got at somehow (either through a Kick Off result or Special Play card) so I can be sure he won't be sent off - Lord Borak is just too tough and useful to spend the game kicking his heels on the side-lines.

MORG'N'THORG OGRE BLOCKER

The mighty Morg'n'Thorg is not only an excellent Blocker with Strength 6 and the *Block* and *Mighty Blow* skills, but also fast and passably agile so he can dodge (a bit) and carry the ball (a bit). However such all-round talent doesn't come cheap so I would recommend either taking a cheaper Star Player instead (so you can afford more in the long run) or hiring old



Morg as one of your last team members when you can better spare the cash. In terms of player position Morg can play pretty much anywhere he likes (and who would argue) as he has the speed to move rapidly up through the Wide Zones and the strength to wade through the line of scrimmage.

'RIPPER' BOLGROT TROLL BLOCKER



Ripper Bolgrot is strong, slow and very hard to injure. This makes him a perfect player to start in the middle of the line of scrimmage, facing up against the worst the opposition has to offer. Because Bolgrot is cheap as Star Players go, and has the *Regenerate* ability you can pretty much leave him to lumber up

and down the line of scrimmage making the odd block here and there. Bolgrot's appalling Agility of 1 means that he is useless for pretty much anything except blocking so just stick him in the front line and let him biff people and you can't go far wrong.



GNASHRAK BLACKHOOF MINOTAUR BLOCKER

Gnashrak is a very useful player because he's got a good movement and has *Horns* which increase his strength to a deadly 7 when he's blitzing. This means that Gnashrak will roll three block dice against most opposing players, almost certainly knocking them over and hopefully injuring them with his *Mighty Blow* skill. Painful experiences like having Gnashrak KO'd on the first turn of the game has convinced me that Gnashrak has no real advantages over Bolgrot on the line of scrimmage and is more vulnerable to being knocked over and injured. Overall I've found Gnashrak plays best by starting in the Wide Zones and blitzing his way forward through the thinly spread opposition. The terrifying sight of Gnashrak stampeding into the opponent's Wide Zone tends to make them panic a lot and upsets their plans no end!

SCRAPPA SOREHEAD GOBLIN WITH POGO STICK

Scrappa offers some interesting options because he's quick, he can leap over things with his pogo stick, he has the *Dodge* skill and he can be thrown by a suitably large team mate like Morg or Bolgrot. These are all abilities not normally afforded to the Chaos team so initially Scrappa has loads of surprise value. The problem with the little feller is that he's very puny and to make good use of any of his abilities



he has to leave the protection of his beefier team mates and venture out on his own. Getting the ball to Scrappa is difficult

without a decent Thrower and the only alternative is for him to make a lone run for the End Zone with the ball, which is asking for trouble. I always found that opposing coaches kept a close eye on Scrappa and marked him too well to try either of the above.

However, at the end of the day Scrappa is the cheapest Star Player available to Chaos teams and he does offer the opportunity of scoring a one-down Touchdown if he is given a helping hand over the line of scrimmage by the aforementioned big guys. Hence he makes a good choice as a Freebooter for those more tricky matches.

NOBBLA BLACKWART GOBLIN WITH CHAINSAW



Nobbla is a useful Star Player for Chaos teams because he may only be a Goblin but he's got a chainsaw! Nobbla's presence puts opposing coaches in fear of their player's lives even more than monsters like Gnashrak and contributes considerably to your team's fear factor. In point of

fact Nobbla's best use is to foul opposing players when they've been knocked over by some of your larger and more robust players. He can be used to blitz of course but this is best left to bigger, meaner players on your team like Gnashrak as Nobbla is liable to get flattened if he doesn't get in a good



enough hit with his chainsaw to take down whoever he's attacking. Nobbla needs to be protected because the opposing coach will take any opportunity to lay him out and he's almost guaranteed to get injured if he falls over. Nobbla is cheap and therefore a good choice as a Freebooter, although when you can afford it he is a useful fellow to have permanently on the team roster.

SUMMING UP

Coaching a Chaos team can be a gruelling, bloody experience. Sometimes you will gnash your teeth in frustration as your opponents 'dance' past in a flurry of skills. Most of the time your opponent will weep in terror as his carefully constructed team gets consigned to the injury area or a black box!

Above all...hit 'em...hit 'em again...then kick 'em when they're down! And may the dark gods smile on you!



The mighty Chaos front line pulps some 'stunties'.

GAMES WORKSHOP



BRADFORD GRAND OPENING



SATURDAY 1st & SUNDAY 2nd APRIL
5 Broadway. TEL: 01274 739353



MASSIVE DEALS ALL DAY
ONLY £48.50 EACH!

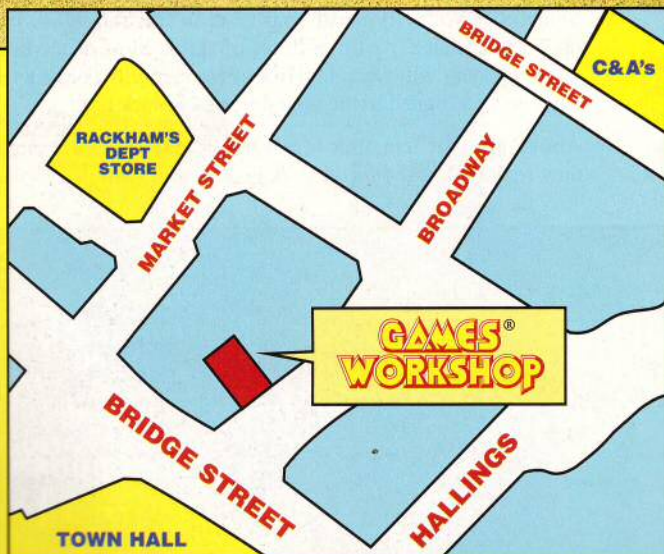
That's up to a 33% saving!
Don't miss these amazing offers and massive discounts on the whole range of exciting Games Workshop products.



WARHAMMER
plus!
WARHAMMER
BATTLE MAGIC
plus! any one
ARMIES BOOK
Normal price
£69.97



SPACE MARINE
OR **TITAN LEGIONS**
plus!
SPACE MARINE
BATTLES BOOK
plus! any one
BOXED SUPPLEMENT
Normal price
£64.97



BLOOD BOWL
plus!
DEATH
ZONE
plus! any one
BOXED TEAM
Normal price
£59.97



WARHAMMER
40,000
plus!
DARK MILLENNIUM
plus! any one
CODEX BOOK
Normal price
£69.97

REDEEMABLE AT GAMES WORKSHOP
BRADFORD 1ST & 2ND APRIL 1995

25% OFF GAMES WORKSHOP
OR CITADEL PRODUCTS.

ONLY ONE VOUCHER PER PRODUCT. NOT
TO BE USED WITH ANY OTHER OFFER.

REDEEMABLE AT GAMES WORKSHOP
BRADFORD 1ST & 2ND APRIL 1995

10% OFF GAMES WORKSHOP
OR CITADEL PRODUCTS.

ONLY ONE VOUCHER PER PRODUCT. NOT
TO BE USED WITH ANY OTHER OFFER.

REDEEMABLE AT GAMES WORKSHOP
BRADFORD 1ST & 2ND APRIL 1995

10% OFF GAMES WORKSHOP
OR CITADEL PRODUCTS.

ONLY ONE VOUCHER PER PRODUCT. NOT
TO BE USED WITH ANY OTHER OFFER.

REDEEMABLE AT GAMES WORKSHOP
BRADFORD 1ST & 2ND APRIL 1995

10% OFF GAMES WORKSHOP
OR CITADEL PRODUCTS.

ONLY ONE VOUCHER PER PRODUCT. NOT
TO BE USED WITH ANY OTHER OFFER.

REDEEMABLE AT GAMES WORKSHOP
BRADFORD 1ST & 2ND APRIL 1995

25% OFF GAMES WORKSHOP
OR CITADEL PRODUCTS.

ONLY ONE VOUCHER PER PRODUCT. NOT
TO BE USED WITH ANY OTHER OFFER.

REDEEMABLE AT GAMES WORKSHOP
BRADFORD 1ST & 2ND APRIL 1995

10% OFF GAMES WORKSHOP
OR CITADEL PRODUCTS.

ONLY ONE VOUCHER PER PRODUCT. NOT
TO BE USED WITH ANY OTHER OFFER.

REDEEMABLE AT GAMES WORKSHOP
BRADFORD 1ST & 2ND APRIL 1995

10% OFF GAMES WORKSHOP
OR CITADEL PRODUCTS.

ONLY ONE VOUCHER PER PRODUCT. NOT
TO BE USED WITH ANY OTHER OFFER.

REDEEMABLE AT GAMES WORKSHOP
BRADFORD 1ST & 2ND APRIL 1995

10% OFF GAMES WORKSHOP
OR CITADEL PRODUCTS.

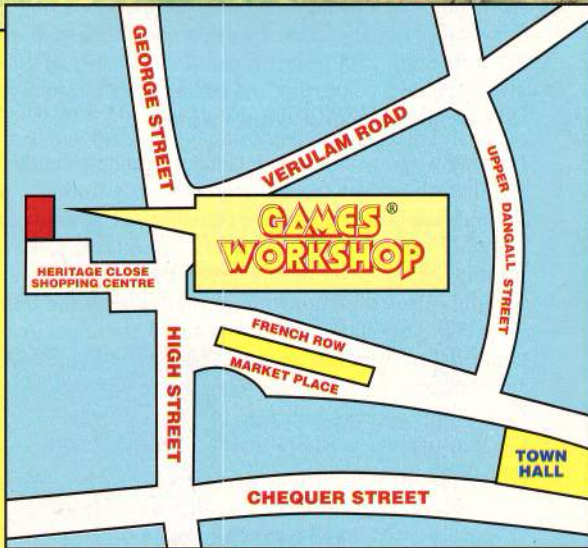
ONLY ONE VOUCHER PER PRODUCT. NOT
TO BE USED WITH ANY OTHER OFFER.

PLEASE NOTE: NONE OF THE VOUCHERS ON THIS PAGE MAY BE USED IN COMBINATION WITH ANY OTHER OFFER
NOR MAY THEY BE USED ON BOXSET BOOKS, WARHAMMER NOVELS, OR ELECTRONIC ARTS' SPACE HULK COMPUTER GAME.

GAMES WORKSHOP®

ST ALBANS GRAND OPENING

SATURDAY 1st & SUNDAY 2nd APRIL
18 Heritage Close, High Street. TEL: 0727 861183



MASSIVE DEALS ALL DAY ONLY £48.50 EACH!

That's up to a 33% saving!
Don't miss these amazing offers and massive discounts on the whole range of exciting Games Workshop products.



**WARHAMMER
plus!
WARHAMMER
BATTLE MAGIC
plus1 any one
ARMIES BOOK
Normal price
£69.97**



**SPACE MARINE
OR TITAN LEGIONS
plus!
SPACE MARINE
BATTLES BOOK
plus! any one
BOXED SUPPLEMENT
Normal price
£64.97**



**BLOOD BOWL
plus!
DEATH
ZONE
plus! any one
BOXED TEAM
Normal price
£59.97**



**WARHAMMER
40,000
plus!
DARK MILLENNIUM
plus1 any one
CODEX BOOK
Normal price
£69.97**

REDEEMABLE AT GAMES WORKSHOP
ST ALBANS 1ST & 2ND APRIL 1995

25% OFF GAMES WORKSHOP
OR CITADEL PRODUCTS.

ONLY ONE VOUCHER PER PRODUCT. NOT
TO BE USED WITH ANY OTHER OFFER.

REDEEMABLE AT GAMES WORKSHOP
ST ALBANS 1ST & 2ND APRIL 1995

10% OFF GAMES WORKSHOP
OR CITADEL PRODUCTS.

ONLY ONE VOUCHER PER PRODUCT. NOT
TO BE USED WITH ANY OTHER OFFER.

REDEEMABLE AT GAMES WORKSHOP
ST ALBANS 1ST & 2ND APRIL 1995

10% OFF GAMES WORKSHOP
OR CITADEL PRODUCTS.

ONLY ONE VOUCHER PER PRODUCT. NOT
TO BE USED WITH ANY OTHER OFFER.

REDEEMABLE AT GAMES WORKSHOP
ST ALBANS 1ST & 2ND APRIL 1995

10% OFF GAMES WORKSHOP
OR CITADEL PRODUCTS.

ONLY ONE VOUCHER PER PRODUCT. NOT
TO BE USED WITH ANY OTHER OFFER.

REDEEMABLE AT GAMES WORKSHOP
ST ALBANS 1ST & 2ND APRIL 1995

25% OFF GAMES WORKSHOP
OR CITADEL PRODUCTS.

ONLY ONE VOUCHER PER PRODUCT. NOT
TO BE USED WITH ANY OTHER OFFER.

REDEEMABLE AT GAMES WORKSHOP
ST ALBANS 1ST & 2ND APRIL 1995

10% OFF GAMES WORKSHOP
OR CITADEL PRODUCTS.

ONLY ONE VOUCHER PER PRODUCT. NOT
TO BE USED WITH ANY OTHER OFFER.

REDEEMABLE AT GAMES WORKSHOP
ST ALBANS 1ST & 2ND APRIL 1995

10% OFF GAMES WORKSHOP
OR CITADEL PRODUCTS.

ONLY ONE VOUCHER PER PRODUCT. NOT
TO BE USED WITH ANY OTHER OFFER.

REDEEMABLE AT GAMES WORKSHOP
ST ALBANS 1ST & 2ND APRIL 1995

10% OFF GAMES WORKSHOP
OR CITADEL PRODUCTS.

ONLY ONE VOUCHER PER PRODUCT. NOT
TO BE USED WITH ANY OTHER OFFER.

PLEASE NOTE: NONE OF THE VOUCHERS ON THIS PAGE MAY BE USED IN COMBINATION WITH ANY OTHER OFFER
NOR MAY THEY BE USED ON BOXTREE BOOKS' WARHAMMER NOVELS, OR ELECTRONIC ARTS' SPACE HULK COMPUTER GAME.

'EAVY METAL[®]

THE EMPEROR AND HORUS

By Mike McVey

Over the last few months, Mike McVey's corner of the Studio has been besieged by a constant stream of staff and visitors all vying to get a sneak peak at his model of the final battle between the Emperor and Horus. Mike's diorama is now complete and so we bring you a full report in this White Dwarf special 'Eavy Metal Masterclass.

MINIATURE MODELLING

Although it might sound like a contradiction, over the last year or so I've been kept so busy working on the 'Eavy Metal series of painting guides that I've barely had the time to just sit down and paint some models! The demands of preparing miniatures, writing text and captions, organising the photography and completing the dozens of other tasks that have to be done in order to publish a book, left very little time for anything else.

With the main guides now all in print, I've decided to take a break from writing and just sit down in order to create a series of dioramas based upon scenes from the Warhammer and Warhammer 40,000 universes.



'EAVY METAL MASTERCLASS

For some time now, White Dwarf hasn't contained any regular articles covering the miniatures and modelling end of the Games Workshop hobby. Each month, White Dwarf publishes all the new rules for the latest releases together with strategy and tactics articles plus the regular battle reports. This is all as it should be, as for most of us painting our models to the highest standard we can achieve is just a precursor to getting them onto the tabletop for a battle.

However, for many people, myself included, the thing that first attracts them to the Games Workshop hobby is the jewel-like quality of Citadel miniatures themselves. Long before I began to play the games, I was painting Citadel miniatures, experimenting with different colours, washes and glazes and always cutting, converting and adding extra bits to my models to create just the look and feel I wanted.


In many ways, working with Citadel miniatures in this way is not that dissimilar from the process of painting a picture. When Mark Gibbons or Dave Gallagher sit down to create an image of the Warhammer universe (like Dave's 'Hive War' painting on the cover of this issue), they always have a stock of miniatures on hand to help them check the detail and proportions of all the main characters. They might even set up some of the models next to their drawing board in the semblance of a battle scene. What I wanted to try and do was to push this process one stage further and 'paint' a picture of the Warhammer world in three-dimensions using the actual miniatures themselves!

INSPIRATION

I started out by leafing through the Warhammer Armies and Codex books, searching for some ideas and inspiration and it wasn't too long before I found what I was looking for. The battle between the Emperor and Warmaster Horus to decide the fate of mankind is one of the most exciting episodes in the Warhammer 40,000 universe. Artist Adrian Smith and writer Bill King had illustrated and described this dramatic scene and both of them had managed to capture the scale and power of the encounter in an equally vivid way.

The initial inspiration for my model came from Adrian's drawing. He managed to create strong visual images for both the Emperor and Horus. It was these two single figures that

first grabbed my attention, and made me want to pick up my pin vice and needle file and start modelling. The more I looked at the picture, the more powerful the scene became. The titanic clash is poised to begin with the Earth, the prize they both seek, framed in the viewport behind. Dead Space Marines lie everywhere, and at Horus's feet lies the broken body of Sanguinius, the winged primarch of the Blood Angels.



GETTING STARTED

The first thing I did was to create the conversions for the Emperor and Horus. This was many many months ago and some of you will remember seeing them in the Citadel Modelling Guide. Actually, once I'd got started on the whole scene, I realised that my Emperor miniature conversion just wouldn't work because I really wanted him to be positioned on the steps as in Adrian's illustration. Unfortunately this meant that I had to do the whole conversion over again!

This provides a good example of why you should really make a rough mock-up of your battle scene before you actually start work. This enables you to avoid the problems of bits not fitting together, or just not looking right when you make the real model. Making the mock-up also allowed me to put the miniature conversions in place to see if any fine adjustments were needed. I also made a rough backdrop at this stage so that I could work out the size and position of the Earth in relation to the rest of the composition.

ORDER OF CONSTRUCTION

Most of the techniques I used to construct this model have been covered in previous White Dwarf modelling articles or in the 'Eavy Metal modelling guide and so I won't go into too much detail here.



The basic structure of the diorama, the base, platform, stairs, pillar and back wall plus background were all constructed as separate pieces from plasticard, foam board and resin sheet (the pillar was actually made out of a length of plastic drainage piping!). These were then painted with Citadel paints before they were joined together with polystyrene cement or superglue. I also used strengthening pins where they were needed, such as fixing the altar to

the platform. The converted miniatures were completely painted and then carefully pinned and glued into position on the model only when the different sections were all finished and assembled. The only exception to this procedure was where the dead and dying Space Marines were going to be partly concealed beneath the level of the floor. These obviously had to be put into position before the raised platform was finally glued into place.

ADDING DETAIL

Much of the detail on the model was created by taking bits from other Citadel miniatures or kits and attaching them to the basic plasticard frame. The Chaos Alter was constructed from a piece of plastic sheet, cut to the right shape and then carved and painted to make it look like marble. Plasticard is great for adding flat detail, as you can draw out the design and carefully cut it out before gluing it to the model.

This is exactly what I did with the Chaos star design. Once I had cut out the basic shapes, I sharpened the points and straightened the edges with an emery board. I cut tiny discs off a length of plastic rod to use as rivets. The final touch was to cut the head of a map pin in half and glue it to the centre of the star as a gem-stone.

I used lots of spare skulls from the Citadel Undead plastic kits on various parts of the model and to the left of the archway you can see where I carefully cut away the skull from a Citadel plastic shield and glued it to the wall.



The photographs above are a good example of how other areas of detail were created. The photo on the left shows the wall section before it was painted and illustrates the wide variety of materials that were used. The wall itself was made from plain plasti-card, into which I cut a rough hole for the battle damaged area. I then used the foil from the top of a wine bottle to simulate the bent and twisted panelling. The exposed cables and wires were then constructed from lengths of tube and wire, cut and twisted into the right shape.

Overall, I am very pleased with the model. Although the basic structure was derived from Adrian's illustration, the diorama has acquired a life of its own and fully conveys the dark and brooding atmosphere of the Warhammer 40,000 universe. I've now started work on my next project, set in the Warhammer Old World, which will feature in a future White Dwarf.

THE CAST OF CHARACTERS

HORUS

The conversion of Horus was the first model I completed for the diorama. It is based on the body of a standard Chaos Terminator with the old head removed and replaced with a new one.

Finding a suitably evil and sinister looking head was not an easy task. In the end I used the head from the Lemman Russ Space Wolf model as this has very harsh features and, once the hair had been carved away, looked just right

By painting the face with an extremely pale skin tone, and applying deep shading to the eye sockets I was able to really give the model a thoroughly nasty appearance. This effect was further enhanced by painting on the blood red veins on the skull. I think that the conversion really conveys the image of Horus as an immensely powerful but deadly evil warrior, hovering on the brink between total triumph or destruction and death.

The face is often the focal point of any miniature and can be used to really characterise your models. Most of the time, when painting rank and file miniatures for an army, a simple base coat followed by an ink wash and a little detail around the mouth and eyes will suffice. However, for your character models and commanders, you should always try to put in a little extra effort.

Finally, I added a few other small areas of detail such as the skulls and hanging chain in order to keep the model in character with the image in Adrian's picture.




SANGUINIUS

The conversion of Sanguinius was one of the the very last models I completed. There are a couple of reasons for this. It would have been impossible to build the model before the rest of the scenery was finished because his pose is reliant on the shape of the diorama. The main reason that I left him until last though, is that I really wasn't sure how I wanted him to look! The appearance of both the Emperor and Horus is fixed by the picture, but Sanguinius is only hinted at. In fact he is given a very minor role in Adrian's drawing and I wanted to give him a far higher profile and make him a central element in the composition. It took me a while to decide how I wanted Sanguinius to look and in the end I decided to give him the classical appearance of an angel. This caused a few problems with the conversions and meant that extensive scratch building was needed. The nearest thing to an angel in the Citadel range is Blood Angels Captain Tycho, so I used the head and torso from this model, adding eyes and long hair to give a more natural look. The lower body and robes were scratch built, the wings were adapted from an old Citadel eagle I had in my bits box and bare arms were salvaged from a Blood Bowl miniature!



THE EMPEROR

This is in fact the second conversion that I have done of the Emperor. The first one, shown in the Modelling Guide, was not intended to be used in a diorama setting so was in an unsuitable position. The one shown here was made specifically for this project. One of the most difficult things when converting Terminators is achieving a dynamic pose. In the end, I used components from over eight different miniatures in order to make the Emperor look like he was walking up the stairs!



POSING DEAD MINIATURES

One of the most evocative parts of the diorama are the dead and dying Space Marines lying under the platform and behind the pillar.

These are all fairly complex conversions in their own right involving much cutting and repositioning of the limbs. This is no easy matter with Space Marines as their rigid power armour makes it tricky to get the limp into the relaxed position necessary to suggest that the model is dead. This is even harder if you keep the backpack on the model as it makes the miniature lie at a rather strange elevated angle. The important thing is to pose the miniature so that it becomes part of the ground and is lying in a realistic way. One of the easiest ways to do this is to remove one of the legs at the hip and twist it so that the foot is pointing sideways rather than straight up.

Because my miniatures would be partly concealed under the platform, I found that the best compromise was that unless the





figure was lying on its front, then I would take the backpack off. The two miniatures below show of examples of these two different types of pose. Because the focus of the model was the Emperor and Horus, I also tried and think of the dead figures as pieces of scenery rather than individual models and so I gave their armour a blasted and battle-damaged look.





The Emperor and Horus by Adrian Smith.



THE FINAL COMPOSITION

This photograph shows the placing of the three main figures – Horus, the Emperor and Sanguinius, in relation to each other. The positioning of the finished miniatures in the composition is one of the most tricky decisions you have to make when creating a model diorama.

What you are trying to achieve is a natural relationship between the main characters in which they all appear to be looking and responding to each other as they would in real life. No matter how good your modelling and conversion efforts, if the composition doesn't work as a whole then your miniatures will look wooden and stiff and the final image won't quite work.

THE COMPLETED DIORAMA

This picture shows the finished diorama in all its glory. As you can see, it's by no means an exact copy of the picture, but the overall scene is unmistakable. I added several new elements that are not included in the drawing and left out others to achieve the right balance. The painting of the individual miniatures is one of the most important elements in the overall appearance. I purposefully painted the Emperor and Sanguinius in bright, almost radiant white and Horus in a deeper and much more sinister looking colour scheme. The background is all basically the same colour and is designed to create a contrast with the miniatures, the marbling on the floor and pillar adds interest and gives a richer, more detailed feel to the large flat areas.



The Warmaster stood bestride the body of a broken angel. Behind him the tortured earth filled the viewport, a bauble for Horus to seize with one clawed hand. Corpses of massacred Space Marines lay everywhere.

His face glowing with internal bloodlight, Horus spoke. "Poor Sanguinius. I offered him a position of power in the new order. He could have sat at the right hand of a god. Alas he chose to align himself with the losing side!"

The Emperor stood transfixed, trying to force frozen words from his tongue. In the end he could only whisper; "Why?"

Mad laughter rang out. "Why? You ask me why? Have all those millennia taught you nothing? Weak fool, your timidity prevented you from binding the forces of Chaos. You shied away from the ultimate power. I have bound it to my will and will lead humanity into the new age. I, Horus, Master Of Chaos."

The Emperor looked at his former friend and shook his head. He saw the trap that had ensnared Horus. "No man can master Chaos," he said quietly. "You have deluded yourself. You are the servant not the master."

A look of rage transfigured the Warmaster's countenance. He stretched out a hand and a bolt of force leapt forth. The Emperor screamed as agony wracked his body. "Feel the true nature of my power then tell me I am deluded," roared Horus, in the voice of an angry god.

Beads of sweat stood out on the Emperor's forehead as he steeled himself against the pain. "You are deluded!" he cried.

Once again Horus gestured and lances of pure poison seared through the Emperor's veins. "I let you come here, old friend, so that you could witness my triumph. Kneel before me and I will spare you. Acknowledge the new master of mankind."

WARHAMMER

40,000

SPACE MARINE DREADNOUGHT

Designed by Jes Goodwin.



Model supplied unpainted.

Space Marine Dreadnoughts are the living embodiment of their chapter's fighting spirit. Striding across the war-torn battlefields of the 41st millennium, they easily cut down their enemies with a deadly hail of fire from their assault cannon, or utterly crush them with their mighty power fists.

This boxed set contains a complete Space Marine Dreadnought. The box also includes 4 full-colour, self-adhesive banner sheets and 4 Citadel waterslide transfer sheets so that you can paint your Dreadnought in the Chapter colours of your choice.

This model requires assembly. We recommend that the parts are cleaned and trimmed with a modelling knife before being painted with Citadel paints.

WARNING! This model contains lead which may be harmful if chewed or swallowed. Citadel Miniatures are not recommended for children under 14 years of age.

Citadel, the Citadel castle, Dark Angels, Games Workshop, Space Marine and Warhammer are registered trademarks of Games Workshop Ltd. Blood Angels, Space Wolves and Ultramarines are trademarks of Games Workshop Ltd.

© Games Workshop Ltd, 1995. All rights reserved.



**INCLUDES
4 SPACE MARINE®
DREADNOUGHT
TRANSFER
SHEETS**



**GAMES
WORKSHOP**

WARHAMMER

CHRONICLES OF WAR

by Jervis Johnson

Whether you're a stalwart Dwarf General or a scuttling Skaven Grey Seer, this article explains how to link your Warhammer battles together to form an ongoing campaign. By following these simple guidelines, you can lead your army on an epic trail of conquest!

LINKING YOUR BATTLES

A couple of months ago in the *Gathering of Might* battle report we described a huge, multi-player game of Warhammer that we played at the Studio. Astute readers will have realised that the introductory story written by Robin Dews made reference to two previous battle reports, namely the *Battle of Skull River* in WD170, and the *Gauntlet of Fear* battle report from WD178. If you re-read these articles you will see that they link together to form a single story which acts as the backdrop to a series of games we played at the Studio. This method of linking games together by writing a short story is called playing a *narrative campaign* and, as I hope I will show below, it's a most satisfactory way of adding even more interest and excitement to your Warhammer games.

THE NARRATIVE CAMPAIGN

Narrative campaigns are simplicity themselves to set up and run. All that's required is two or more players, a reasonable understanding of the Warhammer world's background and history, and some imagination. The important thing to remember is that the games that form a narrative campaign are assumed to take place as part of the history of the Warhammer world, rather than in total isolation. This means that when you fight a battle, you need to decide when and where it happens, who is fighting it, and what are the reasons for the battle being fought in the first place.

Working out the narrative to link two battles is really very simple. We find that it's easiest for one player to carry the story along from the previous game so that it links in with the next battle to be fought. There is no need to write down the narrative as a short story, a series of notes will do, but it has to be said that the more effort that is put into the narrative, the better the campaign will be. All the battle reports we have published include a short narrative introduction, and so studying the games in your back issues of *White Dwarf* will give you a good idea of the length and amount detail that is required to make a good narrative.

Here's an example of how this process can work. Recently I've been fighting a series of battles against Nigel Stillman's Bretonnians with my Dark Elves. We're each developing new Warhammer Armies books and needed to play a series of

games to test out the new rules and troop types we were working on. Rather than just playing isolated games we decided to link them together to form a narrative campaign – after all, not only would this be more fun, but it might also provide us with material for the background sections of the army books! We decided that the battles would represent a campaign fought between the Bretonnians and a raiding Dark Elf army landed from a Black Ark. The Dark Elves would be in search of slaves, and once they had enough they would return to the Black Ark and head back to Naggaroth.





This proved the basis for a most entertaining narrative campaign, in the which the Dark Elf Admiral Kurl Vraneth (that's me!) fought a string of battles against a range of Bretonnians Barons. Throughout the campaign he suffered only one minor defeat, and escaped with a vast haul of Bretonnians prisoners destined for the Dark Elf slave plantations. In the process he pillaged numerous Bretonnians towns and villages, and completed his campaign by defeating the forces of the Duke of Brionne (that's Nigel) in a pitched battle. The thoroughly cowed defenders of the port of Brionne surrendered to Admiral Vraneth's Black Ark, *Joyous Proclamation of Damnation*, as it sailed into the city's harbour! Now that Nigel is working on the Wood Elf army book we are planning on fighting a second narrative campaign, featuring the return of Kurl Vraneth to the Old World on an expedition to the Wood Elf forests of Loren...

SPECIAL SCENARIOS

Although a narrative campaign will work perfectly well as a method of linking together battles between equal point value armies, it can also provide an ideal opportunity to fight battles with uneven forces and special rules. The narrative campaign that I played against Nigel with my Dark Elves was one of the former type, and each battle was between two equally pointed armies. The narrative simply served as an entertaining backdrop for the campaign and made the series of battles far more memorable. Sometimes, however, you will find that the narrative element in your campaign will start to develop a life of its own, and situations will arise that just beg for a few special rules to be added to the next battle.


An excellent example of how a narrative campaign can provide the inspiration for a special 'one-off' battles was the

narrative campaign we played at the Studio following the *Gathering of Might* battle report in White Dwarf 181. This battle had proved so exciting that we decided to carry the action by playing a narrative campaign to see what happened next. As those of you who read the battle report will know, a combined Wood Elf and Empire army commanded by Karl Franz was defeated by a confederation of Orcs, Goblins and Chaos Dwarfs. The Wood Elf army that fought at the battle had been largely destroyed, but the Emperor Karl Franz still had roughly 50% of his army still intact. If he could save the survivors of the battle then he would still have a sizeable force with which to slow up and hinder the victorious Orc, Goblin and Chaos Dwarf army.

WHERE NEXT?

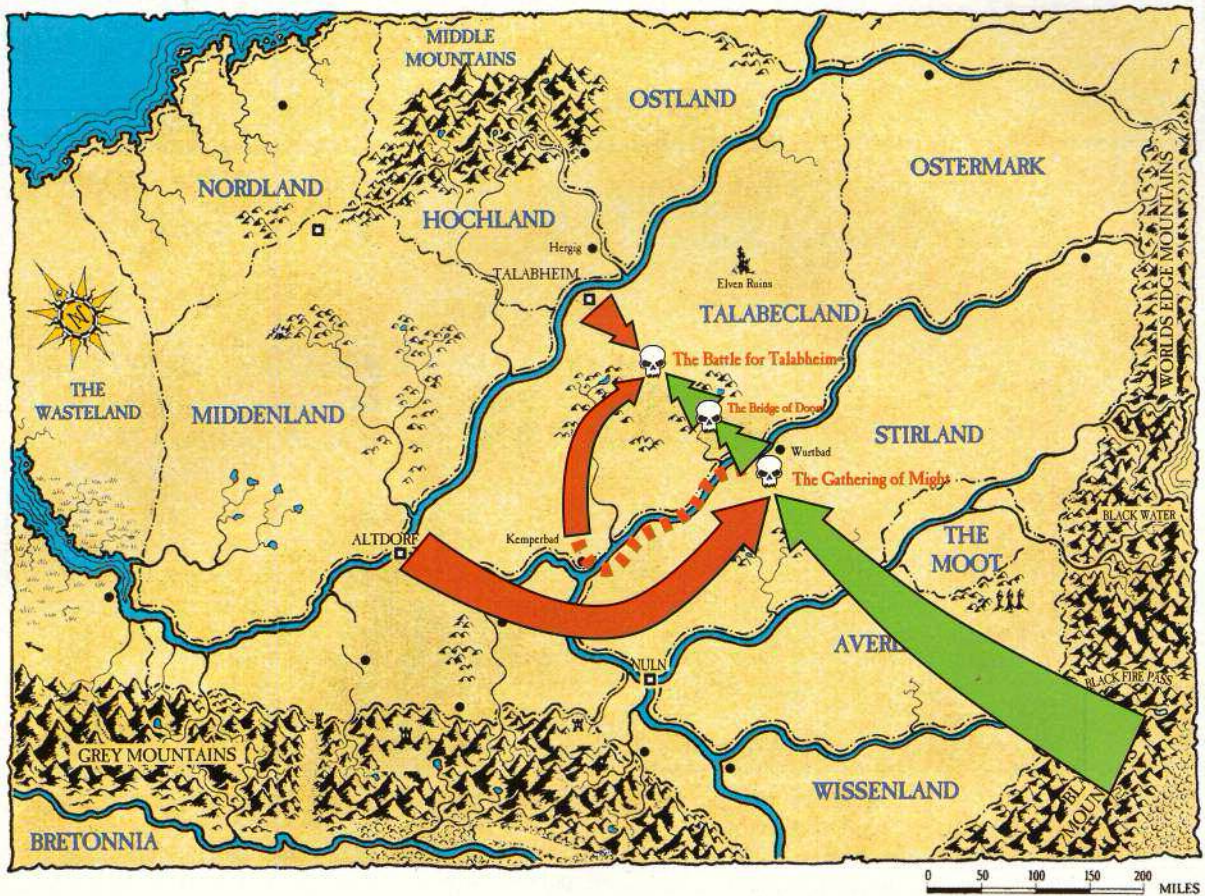
The accompanying map shows the location where the battle took place, close to the Empire town of Wurtbad in the province of Stirland. Because Karl Franz had been defeated he had to retreat, the question was where? Studying the map I decided that Karl Franz had three choices: he could either retreat into Wurtbad and take refuge behind its thick stone walls, retreat towards Talabheim and the Empire reinforcements that were marching along the Old Dwarf Road from Talabheim to Wurtbad, or he could retreat along the southern bank of the river Stir towards Kemperbad. Each choice had advantages and disadvantages. Wurtbad offered safety, but Karl Franz would be trapped within its walls, there were reinforcements on the road to Talabheim, but crossing the River Stir while being hotly pursued would be highly risky, while heading off south-west was quite safe and left the army free to manoeuvre, but was heading away from the Empire reinforcements on the Old Dwarf Road.

When faced with a number of choices like this when you are developing a narrative, you can either decide randomly which choice is taken, decide for yourself what happens, or ask another player to make the decision for you. In this case I decided to ask Robin Dews (who had taken the role of Empire commander in the *Gathering of Might*) to make the choice for Karl Franz. Ever cautious, he decided to take the prudent option and retreat south-west along the River Stir.



With the Empire forces in full retreat it was now time to decide what the Orc, Goblin and Chaos Dwarf army would do. Again there were three obvious choices: besiege Wurtbad, strike out along the Old Dwarf Road towards Talabheim, or pursue Karl Franz and attempt to force him to give battle and wipe him completely! As the commander of the baddies in the *Gathering of Might* battle report, I decided to allow myself to make the choice for the Orc, Goblin and Chaos Dwarf army. After much pondering, I decided to attempt all three options. I would dispatch the Chaos Dwarfs to besiege Wurtbad, while Grom the Paunch and the more mobile elements of the Orc and Goblin army chased after Karl Franz. Meanwhile, the rest of the Orc army would strike north towards the city of Talabheim.

THE CAMPAIGN SO FAR



The narrative was now starting to take shape. I decided that the siege of Wurtbad would take some time to complete and so could be ignored for the time being. After working out the points value of Grom the Paunch's forces and comparing them to what left of Karl Franz's army, I realised that the Goblins were not really strong enough to defeat Karl Franz's army on their own. This being the case, I decided that they would give up their pursuit and rejoin the main Orc army as it advanced on Talabheim. This meant that if Karl Franz struck northwards there was a slim chance for him to join up with his forces on the Old Dwarf road and defeat the combined Orc and Goblin army before the Chaos Dwarfs could rejoin them. However, something would have to be done to slow the Orcs down otherwise they would almost certainly reach Talabheim well before Karl Franz.

As I studied the map wondering what the Empire could do to slow down the Orcs, I noticed that the Old Dwarf Road crossed a tributary of the River Stir, and that this also happened to be the point which we had marked the Middenland contingent as having reached. If, I thought, the Middenlanders were able to destroy the bridge at this point it would delay the Orcs long enough for Karl Franz to join up with the rest of the Empire's forces. If not, then the Empire troops on the Old Dwarf road would have to fight alone against the Orcs until Karl Franz arrived with the reinforcements.

The only question that remained was to decide if the Middenlanders would be able to destroy the bridge in time or not? Rather than resolve this by a random dice roll, I decided it

would be more fun to fight a small battle between the Middenlanders and the Orcs' advance guard for control of the bridge. If the Middenlanders managed to fight off the Orcs' advance guard they would gain the time they needed to destroy the bridge.

This completed the narrative and formed the basis for the next two battles that we fought, as well as the siege which we have yet to complete. The first battle would be between the Middenlanders and the advance guard of the Orc army. The result of this battle would determine what forces were available for the second, much larger, battle between the forces of the Empire and the entire Orc and Goblin army. The details of the special rules that applied to the two battles are included in the following two scenarios, and they show extremely well just how much a narrative campaign can add to the games of Warhammer that you play.

FINALLY

As I hope this article has shown, playing a narrative campaign has a lot to offer any Warhammer player. Whether you use a narrative campaign simply to act as a backdrop for the battles that you fight, or get completely carried away and develop special scenarios based on the storyline you have invented, you'll find that running a narrative campaign is well worth the little bit of extra effort involved in setting it up. Now I must be going, as I've got to start organising Duke Vranarth's next slave raid...

WARHAMMER

THE TALE UNFOLDS

by Jervis Johnson

Following on from the previous article, Jervis describes two scenarios which form part of an ongoing Warhammer campaign at the Studio. These scenarios can either be used as part of your own campaigns or simply as interesting one-off battles.

GAME 1

THE BRIDGE OF DOOM, TALABECLAND, 2506

Following the defeat of the Empire army at the battle now known as *The Gathering Of Might* (see WD181), Karl Franz and the remains of his army retreated south-west along the banks of the river Stir. Grom the Paunch, accompanied by his Wolf Riders, pursued and harried the Empire force for many miles before turning back to rejoin the victorious Orc and Goblin army. While the Chaos Dwarfs besieged the town of Wurtbad, the remainder of the Orc and Goblin army then marched along the Old Dwarf Road towards the city of Talabheim. All that stood in their way was a small contingent of troops from Middenland. In a desperate bid to slow down the Orc army and give Karl Franz a chance to save Talabheim, the commander of Middenland contingent ordered his men to destroy the only bridge which crossed the River Fenrar.



This tributary of the Stir cuts across the Old Dwarf Road along which the Orcs were advancing. If it could be destroyed then the Orcs would be delayed for many days. However, before the Middenlanders could start demolishing the bridge, the advance guard of the Orc army marched over the horizon and started to deploy for battle! The Middenlanders would have to hold off the Orcs' advance guard if they were to have any chance of destroying the bridge and giving the Empire army and Karl Franz the time to regroup...

THE FORCES

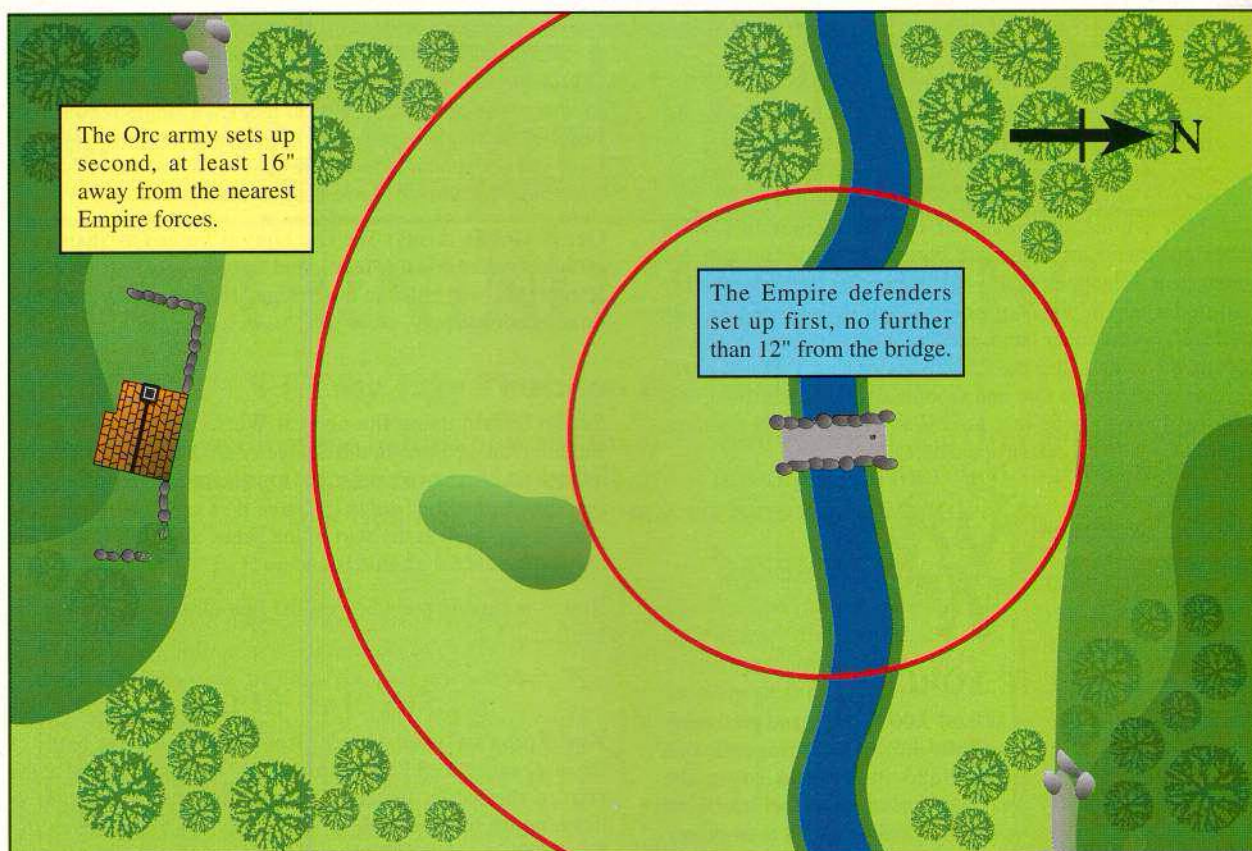
Select two armies up to a maximum points value of 1500 points (a lower limit can be used if the players wish, but it should not be greater than 1500 points). One player fields an Orc and Goblin army representing Morglum's advance guard, and the other has an Empire army representing the contingent of Middenland troops defending the bridge. Neither army may use allies, and neither side may take any magic items with a value of greater than 75 points. In addition the following specific restrictions apply to the armies.

ORC & GOBLIN ADVANCE GUARD

The army may not have a Warlord, Battle Standard or any special characters apart from Gorfang Rotgut and is limited to one Shaman who may not be higher than Master level. Characters may not be mounted on monsters, but can have any other type of mount. In addition, the army may *not* include any of the following troops: Boar Boyz, Wolf Riders, Spider Riders, Big 'Uns, Black Orcs, Giants and any type of war machine or monster.

MIDDENLAND CONTINGENT

The Middenland contingent may include 1 Hero (who may be Boris Todbringer, Elector Count of Middenland if you wish), 1 Wizard or Wizard Champion, and any number of Champions. Characters may not be mounted on monsters, but can have any other type of mount. In addition, the army may *not* include any of the following troops: any type of Knight, Outriders, Reiksguard infantry, any type of Kislev troops, Dwarfs, Halflings, Ogres or any type of monster. The army is limited to a single regiment of no more than eight Pistoliers, and the only war machine it may have is a single Great Cannon.



An example deployment map for the Bridge of Doom scenario with some additional woods and hills in place.

SET UP

The game is played down the length of the table. One narrow table edge needs to be designated as the north edge. Place a river with a stone bridge across the table, running west to east, about a third of the way down the table from the north edge. The river may only be crossed at the bridge. If you want, additional terrain can be generated using the normal rules, and we did this for our battle as you can see from the map above. The Middenland contingent sets up first. All units must deploy within 12" of the bridge, with half their regiments (rounding down) on the north side of the river, and the remaining half (rounding up) to the south. Characters and the Great Cannon (if one is taken) may be set up north or south of the river as desired, apart from Champions who must set up with their regiment. Any detachments must set up on the same side of the river as their parent regiment.

The Orc & Goblin advance guard set up second, south of the river, and at least 16" away from any Middenland troops.

Roll as normal to see who gets the first turn and how long the battle will last.

SPECIAL RULES

The River: The river is considered to be uncrossable except at the bridge, which should be wide enough to allow a column three figures wide to use it. Fleeing units that are on the 'wrong' side of the river (ie north of the river for Orcs & Goblins, or south of the river for Middenland troops) will head for the bridge and flee across it, unless the bridge is held by enemy forces. If the bridge is held by the enemy, then fleeing troops on the wrong side of the river will run until they reach the river bank, and will then stop (even if this means that they are caught by pursuers).

The Bridge: The Empire player may choose to attack the bridge as long as all his forces are north of the river. The bridge has a toughness of 9 and can take 5 points of damage. Models that are standing on or are in base-to-base contact with the bridge can 'attack' it in their own hand-to-hand combat phase, and will hit automatically. If the Middenland contingent has a Great Cannon then they can try and fire it at the bridge. However, the cannon ball will only hit the bridge if it lands directly on it at either the start or the end of its 'bounce' – in other words a cannon ball can only hit the bridge when it strikes the ground, not while it's travelling through the air.



VICTORY CONDITIONS

The Orc and Goblin advance guard win if they have any models on the bridge at the end of the game, or if they have crossed the bridge and are closer to it than any Empire troops.

Any other result counts as a Middenland victory.

GAME 2

THE BATTLE OF TALABHEIM, 2506

The forces that are available for this battle will depend on the outcome of the *Bridge of Doom* scenario described above. By this time Grom the Punch will have rejoined the Orc army, so the Empire will be facing the combined might of the Orc & Goblin armies. However, if the Middenlanders were victorious then Karl Franz will have time to join up with his forces near Talabheim which will mean that the Empire army will be larger (in terms of points) than the Orc and Goblin horde. If, on the other hand, the Orc advance guard is able to capture the bridge, then the Empire troops near Talabheim will have to confront the Orc and Goblin army on their own, and will just have to hope that Karl Franz is able to reach them before they suffer a catastrophic defeat!



THE FORCES

Select an Empire army of at least 3,000 points, and preferably more. The Empire force is split into two contingents, one commanded by Karl Franz, and one representing the reinforcements from Ostland, Middenland and Hochland. Karl Franz's contingent receives 60% of the Empire's total points, and the reinforcements make up the remaining 40% of the points. Each of the contingents is treated as a separate army and is selected using the normal rules (apart from the restrictions noted below). The size of the Orc and Goblin army is equal to 80% of the total size of the Empire force. All of this is summarised on the following table:

Total Empire Force	Karl Franz's Army	Empire Reinforcements	Orc & Goblin Army
8,000*	4,800	3,200	6,400
7,000	4,200	2,800	5,600
6,000	3,600	2,400	4,800
5,000	3,000	2,000	4,000
4,000	2,400	1,600	3,200
3,000	1,800	1,200	2,400

* This is the 'historical' size of the action, based on the survivors of the forces that fought in the *Gathering of Might* battle report.

LIMITATIONS

Select the armies up to the points value shown above. None of the armies may use allies. In addition the following specific restrictions apply to the armies:

Karl Franz's Army: Karl Franz's army must have Karl Franz as the Army General. Apart from that no restrictions apply.

Empire Reinforcements: The Empire reinforcements may not have an Army General or Battle Standard, and the only special characters that may be taken are the Elector counts of Hochland, Ostland and Middenland (unless he was killed in the *Bridge of Doom*). Characters may not be mounted on

monsters, but can have any other type of mount. In addition, the army may *not* include any of the following troops: Outriders, Reiksguard infantry, Halflings, Ogres or any type of Monster. The army is allowed to include a single regiment of Pistoliers, a single regiment of Reiksguard Knights, and up to three Great Cannon. No other Knights or War Machines apart from those mentioned above may be used.

Orc & Goblin Army: The Orc army is limited to Shaman of no higher than Master level, and may not include Gorfang Rotgut if he was killed in the *Bridge of Doom*. Apart from that no restrictions apply.

SET UP

Set up terrain using the normal Warhammer rules. If the Empire managed to win the *Bridge of Doom*, then the Empire and reinforcements are deployed together as one large army. If the Empire lost the *Bridge of Doom* then only the reinforcing army is deployed at the start of the game, although Karl Franz may arrive once the battle is underway.

Roll as normal to see who gets the first turn and how long the battle will last.

SPECIAL RULES

Karl Franz's Forced March: If the Empire lost the battle of the bridge then Karl Franz and his army are not deployed at the start of the battle. Instead, it's assumed that Karl Franz is desperately force-marching his army in a bid to reach the Empire forces on the Old Dwarf Road before they are defeated by the much larger Orc and Goblin army. To see if Karl Franz arrives in time, the Empire player rolls a D6 at the start of each of his turns, starting with the first. For the first three turns Karl Franz will arrive on a D6 roll of a 6. Starting with the fourth Empire turn, and until the end of the battle, Karl Franz will arrive on a D6 roll of 4, 5 or 6. When (or if...!) Karl Franz arrives, he and his army enter play in the same way as the reserves in the *Gathering of Might* battle report (see WD181). Some of the reinforcements may be held back and brought on at the start of a later turn if the Empire player desires.

Empire Army General and Battle Standard: Karl Franz is treated as the army General for both his army and the reinforcing army. This means that any unit from either army that is within 12" of Karl Franz may use his leadership when they take a leadership based test. By the same token, the Battle Standard in Karl Franz's army is treated as the Battle Standard for the both his army and the reinforcing army, and so any unit within 12" of the standard may re-roll any failed break tests.

VICTORY CONDITIONS

The normal Warhammer victory conditions apply.

ADAPTING THE FORCES

Although we use our narrative campaign to provide a linked series of battles for our two largest armies, the Empire and the Orcs and Goblins, you should feel free to adapt these rules to include any of the armies that you or your friends have.

Your own campaign might be set in another part of the Old World, where a High Elf army is defending a bridge against a Skaven horde, or any other such combination. The important thing is to experiment, use your imagination and most of all have fun!



TURNING THE TIDE

by Jake Thornton and Gavin Thorpe

In the aftermath of the battle known as the *Gathering of Might*, the Orcs pushed north, trying to capture a vital bridge. Meanwhile, the Empire forces marched south to destroy this vital link. The scene was set for a bloody battle.

The breathless and tattered messenger staggered into the Empire camp, falling at the feet of the burly sentry. "The Orcs are coming" he gasped, "the Orcs are coming..."

The camp erupted into frenzied activity as battle horns sounded the call to arms. Halberdiers ran to form their ranks as horsemen calmed their whinnying steeds. As the final soldiers found their places and the dust began to settle, the commander of the small force strode into the clearing in front of them.

"Men" he said, "our time for glory has come. Even now the Orc horde approaches and we are all that stands between them and the walls of Talabheim itself. Karl Franz rides to our aid but his army is tired and has marched far. It cannot reach the city before the enemy."

He stared at each of his followers in turn, their grim faces showing neither fear nor sadness – only determination.

"The Orcs have a mighty army but we cannot falter. We will either live forever in glory or the Orcs will feast on our bones!"

INTRODUCTION

After we'd played the *Gathering of Might* and Jervis had come up with the narrative and scenarios described in the previous articles, we were all eager to try them out! Gavin and Jake were chosen to fight out this continuation of the Studio's Warhammer campaign as both of them had taken part in several of the previous battles and knew the armies well. With so much resting on the outcome of the first battle, and even more on the second, excitement ran high as the Studio again rang with the sounds of war.

Although we used the Orc and Empire armies to fight this battle, there is no reason why you couldn't use any combination of armies. As Jervis said in his article, we are using these armies because they are the largest we have, and we are in the middle of an ongoing campaign. In fact, the scenarios were so much fun that we're going to fight them again to see what happens when Chaos fights the Dwarfs or the Elves defend the bridge against the Undead!

LISSEN UP!

Gavin: The bloody rampage continues! Following my victorious command of the Goblins at the *Gathering of Might*, I was chosen to lead the attack to secure a vital bridge. My green chest swelled with pride as I set about selecting my crack company of troops to perform the deed. Looking at the special rules for the scenario I saw that it didn't matter one jot how many of my units were destroyed, or how many Empire soldiers fell. The only thing that counted was the bridge. I decided straight away that a small 'elite' force was what was required. However, as Jervis had placed tight restrictions on the troops I could pick, my definition of 'elite' rapidly became 'well quite good, really...!'

Since my army would have to converge on a small portion of the battlefield, I felt that the usual tactic of getting as many big units as possible would not be such a good idea. I could see the inevitable pile-up as the units failed Animosity tests, fled from combat and did all the other things they do to spoil your plans. I needed a force that could strike quickly and cleanly for the bridge without falling over each other on the way!

My first choice was a unit of Orcs with Gorfang Rotgut at their head. This mighty Orc leader was equipped with a *Potion of Strength* and the *Sword of Fortitude* which allows the bearer and the unit he is with to ignore fear, terror and panic tests. I wasn't worried about fear or terror, but panic can spell doom for an army, no matter how tough it is. Once a unit breaks this can cause a chain reaction and, before you know it, your whole army has run off!

Next I took thirty Night Goblins carrying the *Evil Sun Banner*, led by a Big Boss and hiding two Fanatics within their ranks. The regiment also concealed a Night Goblin Master Shaman with a *Spell Familiar*. Just for spite I decided to give the Goblin Big Boss *Mad Cap Mushrooms*. This devious magic item can be fed to a Night Goblin Fanatic, causing him to inflict an extra D6 hits against the first unit he hits. With two Fanatics and the *Mad Cap Mushrooms* that meant a potential of 3D6 Strength 5 hits on the unfortunate enemy regiment that triggered the release of these ball and chain loonies!



TURNING THE TIDE

For extra punchin' power I also dragged along three Stone Trolls. Their magical resistance and ability to regenerate made me sure they'd get into the heart of the fighting intact.

Looking down my mental list of RGU's (really good units!), I next chose twenty Savage Orcs. These primitive boyz are always subject to frenzy unless they are actually charged themselves. As I knew that Jake would be going for a largely defensive force and in all likelihood I would be the one doing the charging, the extra points were a worthwhile investment.

With some points left over I smoothed out the rough edges. I chose some Snotlings because I've never used them in a game. This may seem bit risky, but part of the fun of Warhammer is trying out stuff you've not played with before. The Orc regiment was given the *Dread Banner*, captured from some Reiksguard Knights as they fled the field of battle during the **Gathering of Might**. To the Savage Orc regiment I added a Big Boss with the *Amulet of Fire* and the mighty sword *Heart Seeker*. The *Amulet of Fire* would give the regiment a 4+ Dispel once each magic phase. Like my choice of Stone Trolls, I didn't want Jake's magic to start upsetting my plans.

GETTIN' READY

I had a distinct advantage in this battle as Jervis' special scenario rules stated that Jake had to set up his troops before I did. Looking at his deployment, there weren't any great surprises. I thought he would go for Halberdiers as their +1 Strength bonus counteracts the Orcs' Toughness of 4 and makes them a good choice.

I placed my Trolls and Gorfang's Orcs directly opposite the bridge. They were to lead the fighting and advance as quickly as they could. The Savage Orcs and Night Goblins were placed slightly to either side. I hoped to march around both flanks, drawing off one of the Halberdier units or, failing that, to at least attract a fair amount of the incoming missile fire.

The scene was all set for me to roll over the feeble Empire defence and onto the bridge...



... AT ALL COSTS

Jake: My orders were simple. I had to defend the bridge and buy time for both parts of the main Empire army to link up. If the Orcs captured it then the rest of the army would be massacred before Karl Franz could arrive. I had to hold that bridge, whatever the cost.

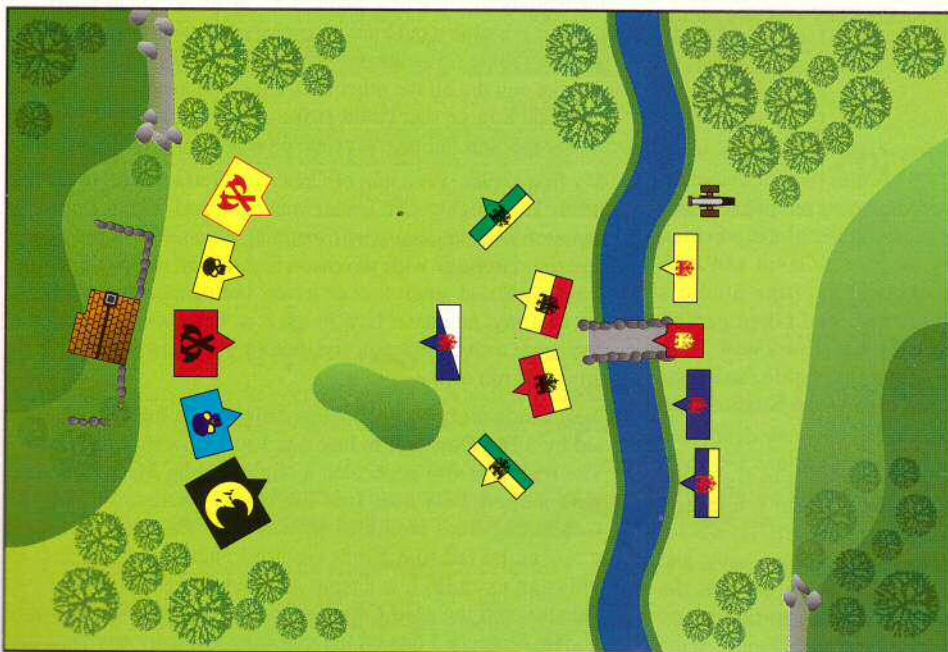
With this simple objective in mind I began to choose my (hopefully) valiant defenders. I was restricted to taking an army of foot soldiers apart from one regiment of Pistoliers which I quickly realised would be of little use defending a static position like the bridge. However, they did have one important ability – speed. This meant that they could advance ahead of the rest of my army and draw out the inevitable Night Goblin Fanatics. If these lethal troops weren't dealt with at a distance and they managed to get in amongst my dense ranks of Halberdiers then all would be lost. It was a suicide mission, but a vital one for the fate of the entire Empire army. With grim faces the Pistoliers bravely took up their position.

The rest of my army consisted of foot soldiers. These fell into two basic types: those who would pepper the approaching Orcs and Goblins with crossbow bolts, arrows and cannon balls, and the resilient blocks of Halberdiers who would resist the enemy once they had closed in.

I took two Halberdier regiments, both eighteen strong with standard bearers and Champions. This would enable them to form up many ranks deep and get the maximum bonus to their combat results. In addition, both of these regiments contained a second character and several magic items. The first was led by an Empire Hero with the *Amulet of Fire*. Their Champion held the *Ruby Chalice* and the regiment carried a *War Banner*. The second regiment was led by a Grey Wizard Champion with the *Book of Ashur* and the *Staff of Flaming Death*. Not taking *Dispel Magic Scrolls* was a bit of a risk, but it was one I was willing to take. Their Champion wore the *Crown of Command* and the regiment also carried the *Dread Banner*. As you can see, these regiments were very well equipped.

A third, smaller regiment of eight Spearmen would stay on the bridge itself, to bar the way. As they would be in the centre of my army, I chose to give their Champion the *Horn of Urgok* to rally any of my troops that fled.

My missile troops consisted of four six-man Crossbow regiments, two of Archers, and the single Great Cannon I was allowed. With these few men I had to hold back the hordes of greenskins!



The opposing armies deploy for the Bridge of Doom scenario.



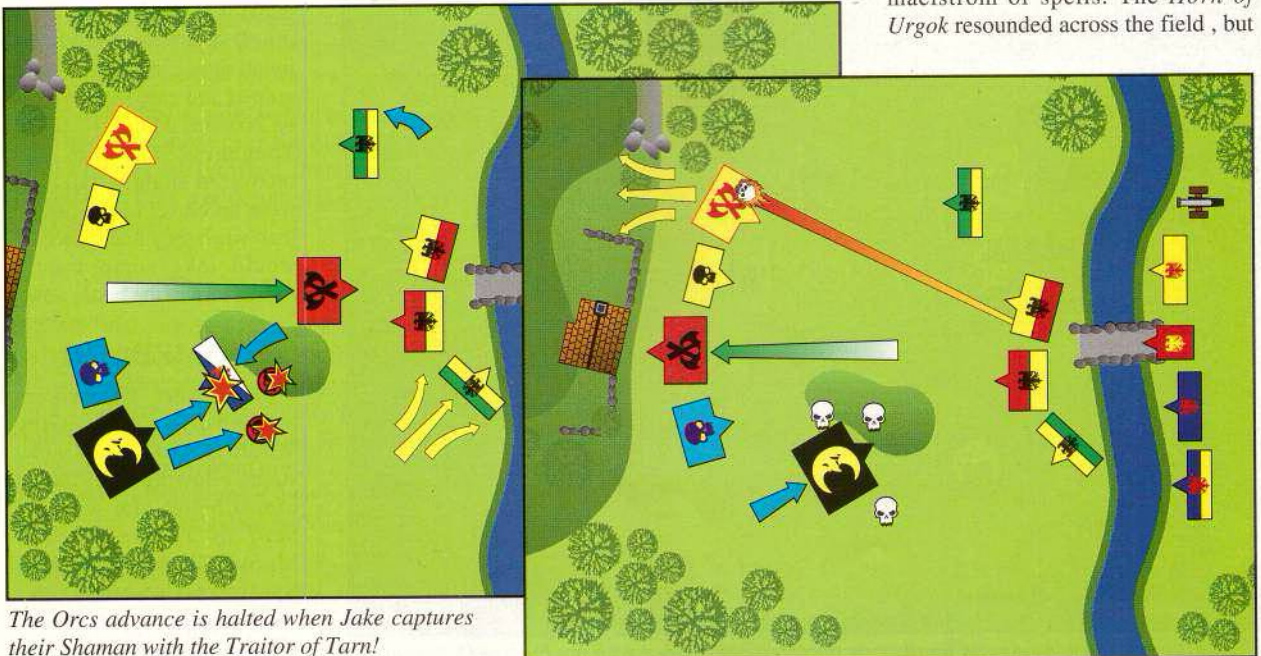
The Pistoliers are slaughtered by the crazed attack of the Night Goblin Fanatics.

LET BATTLE COMMENCE!

The Pistoliers spurred their horses and galloped towards the Night Goblins on the other side of the hill. With a manic gleam in their eyes two Night Goblin Fanatics whirled out of the unit and crashed into the Pistoliers' ranks, killing them all! Seeing the gore-spattered Fanatics so close to them, the unit of Archers on the Empire's left failed their panic test miserably

and turned tail to flee. In reply, the Fanatics were easily cut down by the massed Empire missile fire. With a deafening roar the Great Cannon fired too, the master gunner aiming at Gorfang Rotgut himself. Luckily Gavin made his 'Look out sir!' roll and another Orc took the cannonball right between the eyes! As the iron ball tore through the regiment, two more Orcs were smashed to pieces.

The first Magic Phase was a maelstrom of spells. The *Horn of Urgok* resounded across the field, but

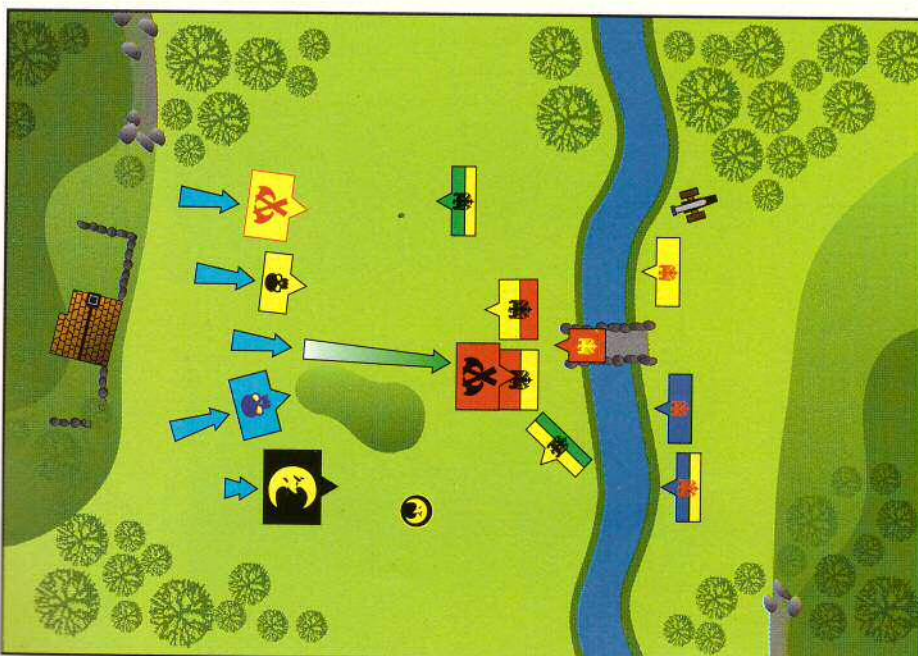


The Orcs advance is halted when Jake captures their Shaman with the Traitor of Tarn!

Gavin dispelled it. He didn't want the fleeing Archers to rally as there was a good chance that their panic would spread along the Imperial line. Then the ghostly green *Hand of Gork* grabbed the Orc regiment and lifted them high above the battle to plonk them unceremoniously down in front of the surprised Halberdiers. Seizing his chance, the Grey Wizard pointed his *Staff of Flaming Death* at the newly-arrived Orcs. However, the blazing doom failed to appear as Jake rolled only a single hit and even this failed to wound the greenskins...!

With their customary blare of horns and pounding of drums, the Orcs and Goblins began their advance on the small Empire force facing them. Well they tried to. One of the Savage Orcs trod on the foot of another, who turned round and lashed out angrily. Soon the whole unit had forgotten about the battle and started squabbling amongst themselves. The Orc boyz started arguing over which regiment of Halberdiers they were going to charge, and in the end didn't charge at all! Standing next to the Savage Orcs, the Snotlings looked confused. They started to half-heartedly slap each other about, copying their brawling big cousins. The Trolls squinted stupidly at the Orcs, and pondered this strange occurrence. On the far right, the Night Goblins were also tempted to join in the fun, but the waves of power from the *Evil Sun Banner* they carried exerted itself and they marched forward.

Once again magic played its part, this time to the benefit of the Empire. Jake started off the spell casting and played *Tarn* with *Total Power*. As Gavin looked helplessly on, Jake proceeded to take over every single model in the Night Goblin unit, including the Shaman and his familiar! With both magic users on his side now, Jake had a free rein in the magic phase. The Orc boyz felt the *Hand of Gork* gripping them again, but this time they were dragged back to where they had started – facing the wrong way! The *Horn of Urgok* rang out again and the unit of Archers rallied instantly. Following this, the *Staff of Flaming Death* lived up to its name and hurled a fatal bolt of fire into the Savage Orcs. A single Orc was sheathed into flames, but this sight so unnerved his comrades that they failed their panic test and fled for the table edge.



After turns of frustration, Gavin finally gets the Orcs into combat with the Empire Halberdiers.

DISASTER!

Even though they were now magically aligned to Jake's army, the traitor unit of Night Goblins still needed their re-roll from the *Evil Sun Banner* to pass their Animosity test! The Shaman himself wandered away from the rest of the unit, conveniently placing himself right in front of Jake's Crossbowmen. As the rest of the Night Goblins turned and shuffled away from the river, the hiss of crossbow bolts and arrows filled the air. Despite the hail of missiles fired at him, the Shaman only lost a single wound! Mork was obviously watching over him.

In the magic phase the Orc boyz were once again swept away as the *Hand of Gork* reached down and moved them even further from the river. Still under Jake's control, the Night Goblin Shaman turned on his fellow greenskins, unleashing the power of the *Gaze of Mork* on the nearest regiment. Five Goblins died in writhing agony and some surprise, as the stream of energy ploughed through their unit and on into the supposedly magic-resistant Stone Trolls.

Bashing a few heads, the Savage Orc Big Boss managed to get his unruly mob to rally, and they reformed in front of the woods. The Snotlings, who were just about to start to play 'running away' themselves, saw the Savage Orcs reorganising and stopped dead in their tracks. The Trolls once again stared dumbly around and didn't move at all!

Gavin's hand trembled as he lay down his only dispel card. He had to get his Shaman back, otherwise he might as well pack up his fungus beer and go home now. Rolling the dice with quivering fingers, his shout of triumph echoed across the Studio. He'd rolled a six! Snatching the Shaman's Spell cards back from Jake he swore he'd get his revenge now. And he did. As the Grey Wizard attempted to cast the *Dance of Despair* on the Night Goblin Shaman, Gavin played *Destroy Power*, and then won the dice roll. The power was sucked from the Grey Wizard's memory forever. A very tired *Hand of Gork* stretched lazily across the battlefield, to lift up the Orc boyz and drop them down almost exactly where they had started.

The *Staff of Flaming Death* killed another Orc, but Gorfang's *Sword of Fortitude* stopped the unit having to take a panic test (much to Gavin's relief). Looking at the bows pointing at him, the Shaman gulped and cast *Ere We Go* on himself, adding +1 to his Toughness. The Orcs had recovered slightly, but they were no closer to the bridge than when they had started. It would take some frantic moves to win the battle now.

COMEBACK

The stalwart Halberdiers accompanying the Grey Wizard moved forward a few steps, allowing their magic user a better aim with his *Staff of Flaming Death*. Meanwhile, the regiment of Spearmen lowered their weapons and started to advance across the bridge.



The Orcs' attack is repulsed the Empire defenders.

Gorfang was again pushed from the path of a Great Cannon shot by his comrades, four of whom were cut down by the speeding metal ball. Another potentially devastating volley of bowfire bounced off the Night Goblin Shaman without inflicting a single wound! Then the Shaman was thrown off his feet by a sudden blast from the *Staff of Flaming Death*, but as the smoke cleared the Shaman stood up, singed and spitting ash from his mouth, but still alive! What mystical energy protected this lucky greenskin? He had survived spells and volleys that would have wiped out scores of lesser gobbos!

The Orc boyz started running towards the distant Empire regiments, keeping a strong line with the Snotlings and Savage Orcs, while the Night Goblins turned around again. It suddenly looked like there may be some real fighting after all!

Accompanied by a godly sigh of exhaustion, the *Hand of Gork* appeared once more over the battlefield, picked up the Orc boyz and casually tossed them into combat against the Halberdiers. This was despite Jake's best efforts to dispel this much-used Spell.

IN THE BALANCE

In their final turn, the Empire army stood solidly and fired everything they had at the approaching Orc and Goblin hordes. The Goblin Shaman was again the centre of a hail of crossbow bolts and arrows which finally made a pincushion of the resilient Gobbo. As he died, his *Spell Familiar* was hit too and disintegrated into a cloud of raw magic. The Savage Orcs lost three more of their number, two being struck by a cannonball, just as the third went down with an arrow in his eye.

In the centre, the Halberdiers' Champion stepped forward and yelled a tirade of abuse and references to their parentage at the Orcs. Gorfang Rotgut quivered with rage and with a mighty blow cut down the brave but impetuous soldier!

Then the Empire Hero struck at the Orcs, two of the greenskins falling prey to his flashing sword. Defeated but desperate, the Orcs grimly fought on.

With the death of the Goblin Shaman, the winds of magic were reduced to the roll of a single dice and not much happened. The *Horn of Urgok* blew loudly, but Gorfang Rotgut's *Sword of Fortitude* meant the Orcs in combat with the Halberdiers were immune to the panic tests it should have caused.

Better late than never, the rest of the Orc army surged forward, all their Animosity tests passed with rolls of sixes! Even the Trolls managed to drag themselves a few steps toward the bridge. Bellowing a war cry, Gorfang drank down his *Potion of Strength* and set about destroying the Halberdiers. This time it was the Hero of the Empire who challenged him. Although faster than the Orc Big Boss, he failed to land a single blow. In return, with his magically enchanted Strength of 8, Gorfang cleaved his sword through the impudent challenger. Unfortunately, the Halberdiers had now closed ranks, and two of the Orcs fell trying to get through the solid wall of steel before them. The Orcs' blows failed to harm the Halberdiers, and the calamity of the situation was obvious. Seeing the weight of numbers pressed against them the Orcs turned and ran, only to be wiped out by the jubilantly pursuing Halberdiers. Seeing that everything was over, the Night Goblins failed their panic test and fled too. Even the slow brains of the Stone Trolls realised something was up and they also decided to flee from the chasing Imperial army – running further than they had in the previous four turns put together!

And so the bridge was held against the mass of the Orc and Goblin army. Imperial Engineers from Altdorf arrived shortly after with kegs of black powder to blow up the bridge. The Orcs had failed and would now face the combined might of Karl Franz's army and the reinforcements from Middenland.



The battle unfolds as Jervis looks on.

ORC CONCLUSION

Gavin: Hah! They only delay the inevitable! Although it was a disappointing result, this must rank as one of the most interesting battles I have ever fought. With a traitorous Goblin Shaman and a regiment of Orc boyz impersonating a yo-yo, this bizarre battle never ceased to surprise us! I think the biggest lesson I learnt from this battle was to keep in mind any special rules that apply to the scenario you are going to play.

Throughout the formulation of my plan I forgot that Gorfang didn't count as a Warlord and was only acting as a Big Boss. If I had remembered this I would certainly have left the Stone Trolls behind. Usually a unit of Trolls' stupidity has little effect if you can keep them within 12" of your Warlord and make the psychology test using his Leadership (as I did during the *Gathering of Might*). In this case they were testing against their Leadership of 4 and did nothing at all!

The poor Snotlings didn't know whether they were coming or going! One minute they were copying the Orcs, the next they're pretending to be Savage Orcs. After that the Savage Orcs ran off and they're left feeling a bit lonely. Then the Orc boyz reappeared again only to be carried off by a magical hand moments later! My plan had been to keep the Snotlings close to the Savage Orcs which would have made them frenzy when the Savage Orcs attacked. Although Snotlings might not be the most threatening creatures in the Warhammer World, anything with six attacks demands at least a little respect.

Animosity played its part, as it stopped me charging to possible victory right at the start of the battle. Once I had lost that golden opportunity I was racing against the clock to claw my way back into a winning position. The fact that I only had four turns

to reach the bridge meant I had to get stuck in straight away. This was fine, since I had opted not to take any missile weapons at all for my army. When I saw that my Shaman had *Hand of Gork* I was overjoyed, to say the least. Providing that I could keep him alive I was virtually guaranteed to win.

My basic theory of quality over quantity worked against me in these circumstances, when one or two of my units acted beyond my control I had insufficient replacements to make up the odds. Despite this, I still think that having lots of units would have led to them getting in each others' way once I had closed in on the bridge.

Once again circumstances conspired against me, and halfway through the battle I was actually no closer to the bridge than when I had started. Obviously Sigmar was watching over the Empire while Gork and Mork sat in the corner and beat each other over the head with large clubs...

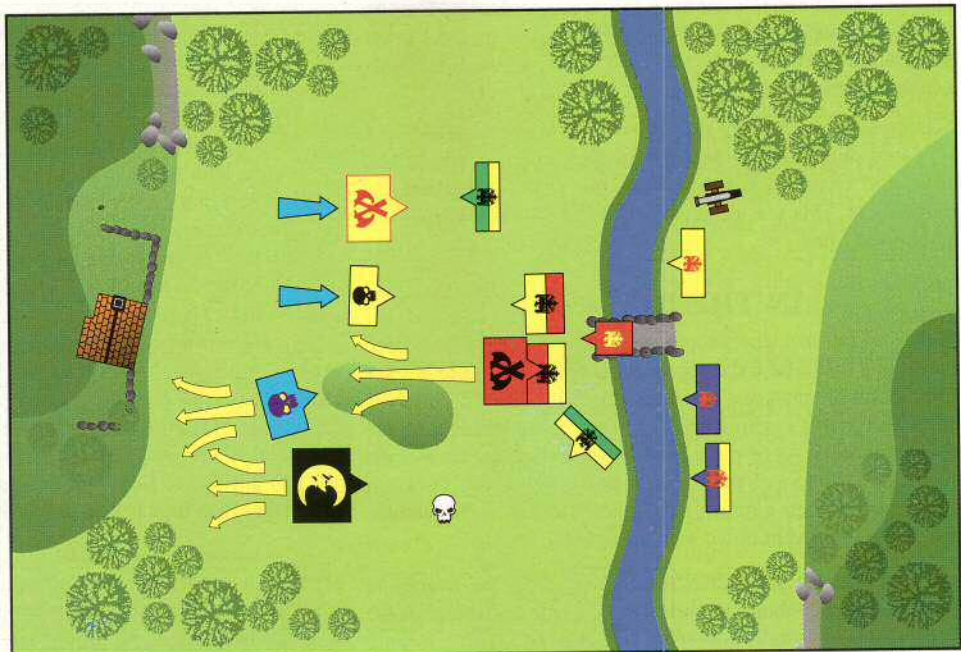
EMPIRE CONCLUSION

Jake: That has to be one of the weirdest games of Warhammer I've ever played, what with the *Traitor of Tarn* capturing thirty-odd Goblins, and a regiment of airsick Orcs being flung from one end of the battlefield to the other.

Gavin tried his best but the luck of the dice were against him from the start. He was plagued by Animosity and my capture of his Shaman was the last straw. The *Hand of Gork* which looked like a battle-winning spell actually turned out to be something of a double-edged sword as I used it to move his Orcs to the far end of the battlefield.

I think that my plan was a good one but with Gavin's luck I was never really threatened. In fact, my main worry was Gavin using *Hand of Gork* to transport the Goblin Shaman onto the bridge itself. A regiment wouldn't fit on it, but a single character would...

All in all, a most unusual and entertaining game which I'd recommend for anyone wanting something a little different for their Warhammer battles.



Gorfang's Orcs break and the attack dissolves as the Night Goblins and Trolls also turn and flee.

THE BATTLE FOR TALABHEIM

by Jake Thornton and Gavin Thorpe

Following on from the *Bridge of Doom*, the Emperor Karl Franz led the combined might of two Empire armies against the marauding horde of Orcs & Goblins. This time, the greenskins would be outnumbered, but they weren't going to give up without a fight...!

WHAT NEXT?

After the Empire victory in the *Bridge of Doom* scenario, the Orc army was delayed long enough for both parts of the Empire force to join up. With the Emperor Karl Franz at their head, the combined Empire army waited for the approaching Orcs just south of Talabheim...

Looking at Jervis' notes for this second scenario earlier in this issue, you'll see that the size of this battle isn't fixed. To fight the 'historical' battle, we'd need several players for each side, and as only Jake and Gavin were free at the time, we decided to fight a smaller version. Jake took 4000 points of Empire troops and Gavin chose 3200 points of Orcs and Gobins. This kept the right ratio of forces, but was a size of battle that we could easily play in one day. We fought the battle over an eight foot by four foot table, taking notes and photos as we played. Later, these notes and snapshots enabled us to recreate the most exciting moments of the battle under proper photographic conditions, where we took the photos you see here.

NO PRISONERS!

Jake: Well the odds were stacked in my favour and that's alright by me! I had struggled through the first scenario, which Jervis kept telling me was weighted towards the Orcs', and won. In this second battle, I was now going to make maximum advantage of my superior numbers and slaughter as many Orcs as I possibly could.

To this end, I chose an army with a high proportion of artillery and missile troops. These would form a solid base from which my two regiments of Reiksguard Knights could strike out and destroy the Orc units which had been crippled by my cannonade. I would also take lots of *Dispel Magic Scrolls* to stop the *Hand of Gork* and any other nasty surprises Gavin might have thought up. In addition, one of my wizards would carry the *Skull Staff* to aid any normal attempts to dispel the enemy magic. I had everything going for me and felt very confident. With a 20% points advantage in what was basically a normal game I just had to win. Didn't I?



Karl Franz leads the combined army of the Empire.



Morglum's Orc and Goblin horde.

IT'S NOW OR NEVER!

Gavin: This was the final showdown, and I was the underdog. This suited me fine as an overconfident opponent can make some serious slips. I wasn't particularly hopeful though, as Jake is an experienced gamer and was bound to devote as much attention to this battle as normal.

With 800 points more than me, the Empire army would probably outnumber my troops, or at worst be equal in size. For an Orc and Goblin army this is particularly bad as strength in numbers is their main advantage. If I couldn't outnumber the Imperial soldiers I would have to try and outclass them. Not easy when you're going to face tough opponents like Reiksguard Knights and Karl Franz on a Griffon!

First on my list was Morglum Necksnapper himself. Morglum was going to be the toughest component of my army and I was going to equip him for the job. Taking a look through Warhammer – Arcane Magic, I chose *Morgor the Mangler* to be Morglum's weapon. This mighty axe adds +1 to a character's Weapon Skill, Strength and Toughness. Not only that, the bearer always strikes first in combat, and the axe allows no saving throws for normal armour! This seemed the perfect choice – Morglum would cut through any units of mounted Knights like a red-hot knife through butter. To keep him alive until he was in a position to attack, I also gave Morglum the *Black Amulet* and *Armour of Protection*.

My next problem was getting Morglum into combat. It's all well and good loading your characters down with death-dealing weapons of destruction, but it only takes a single challenge from an enemy Champion to scupper your plans. Single characters fare badly against large units as they don't get a rank bonus or carry a standard. This means that your

character can still lose even when every one of his attacks kills an enemy soldier! I needed some cheap support for Morglum, and peering into the Studio figure cabinets I saw the answer. In a fit of greed I took all the Wolf Riders available – all thirty six of them! A Goblin Boss and Big Boss were added to the unit, to answer any challenges that may otherwise stop Morglum getting in close and hacking the enemy regiment to pieces!

My two other main units were a regiment of Black Orcs and a regiment of Savage Orcs. These are both really hard units that can really put some pressure on your opponent. A Savage Orc Master Shaman was added to the Savage Orc boyz, allowing him an extra magic card every turn, and giving the whole unit a +1 bonus to their 'magical tattoos' saving throw. My next choice of two units of Night Goblins was essential. Their Fanatics are such a threat that your opponent has to take evasive action when they get too close. One unit was equipped with short bows, but this was for annoyance value rather than any hope of inflicting serious damage. Both units were led by Orc Big Bosses to counteract the Goblins' terrible Leadership.

I was certain that Jake would take two or three units of Kislev Horse Archers to draw out my Fanatics. To try and prevent this I gave one of the Orc Big Bosses the *Pipes of Doom* to take out the Horse Archers and allow my Goblin units to advance on the Imperial line with their Fanatics still unused. I also took two Doom Divers and a Rock Lobber to try to wipe out those pesky Horse Archers before they got too close.

The rest of my points went on a Night Goblin Shaman Champion, some *Dispel Magic Scrolls* and a few other odds and ends (especially the *Evil Sun Banner* and *Sword of Bork* which help prevent Animosity). We were ready to sell our lives as dearly as possible.

MORGLUM NECKSNAPPER'S ORC HORDE



Morglum Necksnapper on a war boar, equipped with *Morgor the Mangler*, the *Black Amulet*, and the *Armour of Protection*.



36 Goblin Wolf Riders with light armour and shields. The regiment includes a **Goblin Boss** and a **Goblin Big Boss** with an *Enchanted Shield* and the *Sword of Fortitude*.



15 Black Orcs with extra hand weapons and a standard.



15 Goblins with spears.



12 Orc Arrier Boyz.



2 Goblin Doom Divers.



Rock Lobber.



6 Squig Hoppers.



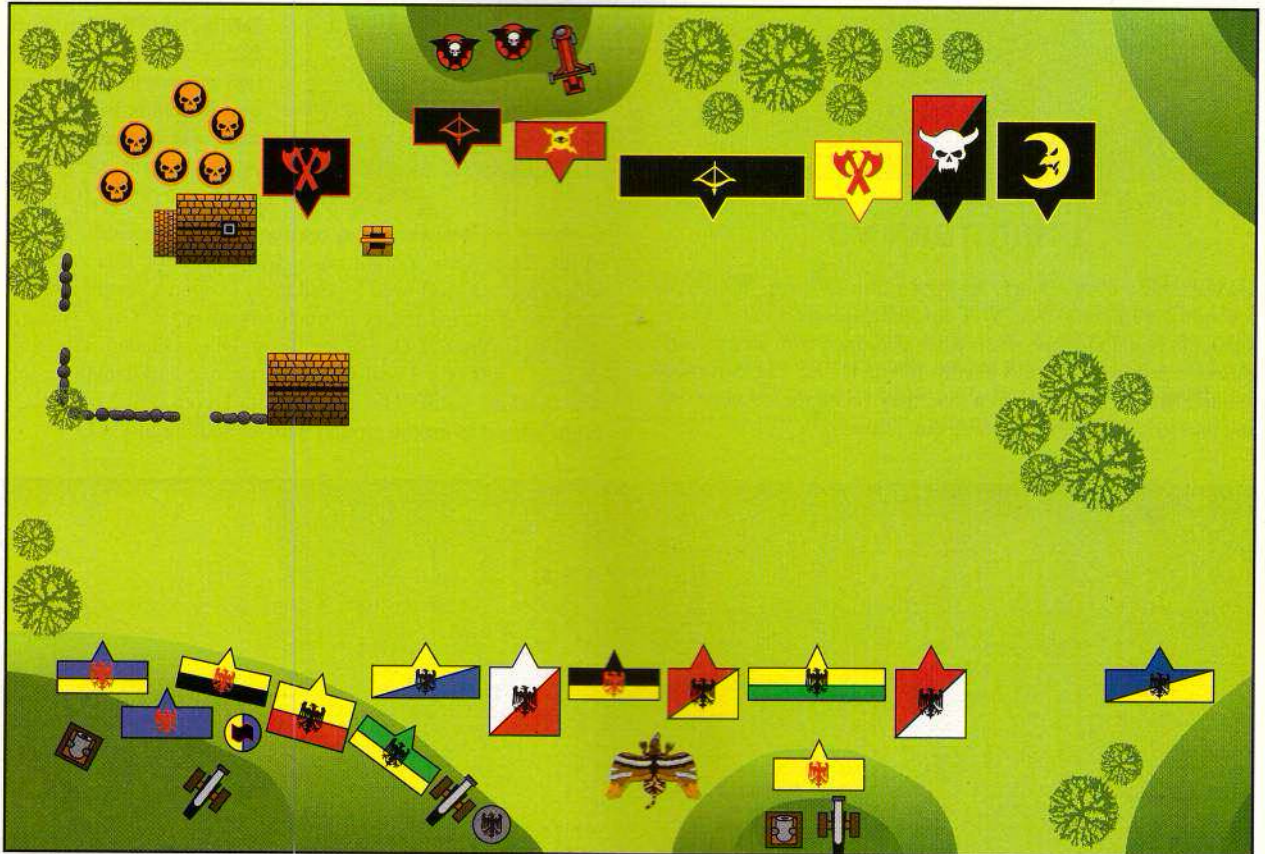
40 Night Goblins and **3 Fanatics** with the *Evil Sun Banner*. The regiment includes a **Night Goblin Shaman Champion** with a *Dispel Scroll* and the *Orb of Thunder*, the **Orc Battle Standard** with the *Valourous Standard* and an **Orc Big Boss** with the *Pipes of Doom*.



40 Night Goblins with short bows led by an **Orc Big Boss** with the *Sword of Bork*. The regiment includes **3 Fanatics**.



20 Savage Orcs with shields and a standard. They are led by a **Savage Orc Master Shaman** who carries the *Book of Ashur* and two *Dispel Magic Scrolls*.



KARL FRANZ'S EMPIRE ARMY



Emperor Karl Franz riding **Deathclaw the Griffon**. He is armed with the *Hammer of Sigmar* and carries the *Silver Seal* and the *Horn of Urgok*.



Two regiments of **Reikguard Knights**, one with a **Champion** and the *Standard of Shielding*.



Two regiments, each of **9 Halflings Archers**.



Two regiments, each of **12 Archers**.



Ludwig Schwarzhelm, the Imperial Battle Standard bearer.



Grey Wizard Lord riding a Warhorse and carrying **3 Dispel Magic Scrolls** and the *Skull Staff*.



2 Mortars.



3 Great Cannons.



The **Supreme Patriarch of the Colleges of Magic** with a *Destroy Magic Scroll*, a *Dispel Magic Scroll* and the *Chalice of Sorcery*.



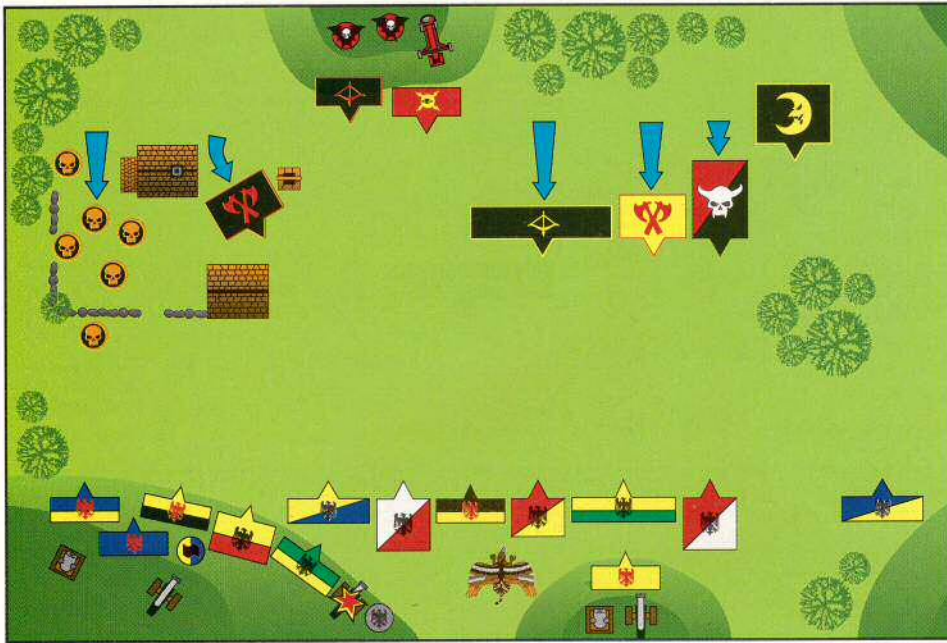
22 Halberdiers with light armour, shields and including a standard bearer. They are led by a **Champion**, and a **Hero** who carries the *Amulet of Fire*.



Three regiments, each of **9 Crossbowmen**.



Three regiments, each of **5 Kislev Horse Archers**.



ORC TURN 1

ORC TURN 1

Gavin: As a single mass the Orcs and Goblins marched towards the Imperial line. Well almost as a single mass. Once again the Night Goblins, even when equipped with an *Evil Sun Banner*, proved to be too unruly for their Orc Big Boss to handle. Rolling a 1 twice in a row, they failed their Animosity test and stood squabbling where they were!

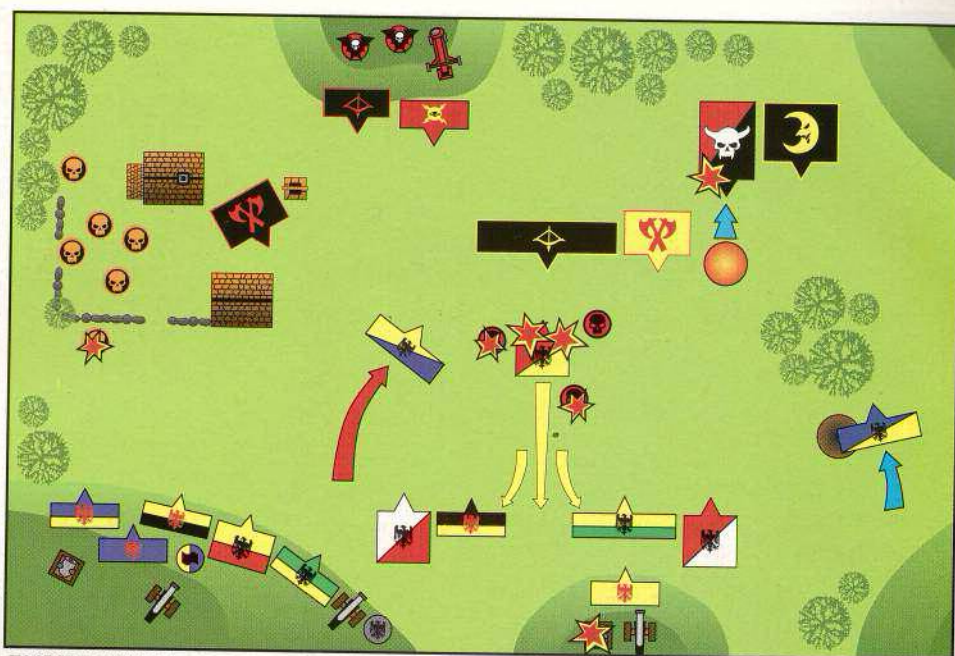
My Wolf Riders were slowed down to Morglum's movement of 7", but I didn't want them to go this far anyway. If they went their full distance they would come within charge range of the Reiksguard Knights on the other side of the battlefield. Even if they weren't charged, it can be risky leaving a unit out on its own where they're vulnerable. In this case I was especially concerned about Karl Franz and Deathclaw. So the Wolf Riders moved 8" with the rest of the army, unwilling to stick their little green necks out just yet.

Guessing the range perfectly, I sent the Rock

Lobber's crude ammunition soaring towards the centre of one of the Reiksguard Knight units. Unfortunately, this amazing judgement was followed by bad luck. I rolled a scatter and the rock wobbled off target to narrowly miss the Grey Wizard standing on the hill. One of the Doom Divers landed slap-bang on target, killing a Great Cannon crewman and damaging the war machine itself. The other Doom Diver sailed over Karl Franz's head to hit the ground with an audible SPLAT!



The winds of magic were a five but since my Night Goblin regiment was suffering from Animosity, their Shaman Champion was unable to do anything this turn. I did, however, get an extra card for my Savage Orc Shaman because he was with a unit of Savage Orcs. On the Empire side, the Supreme Patriarch also gained a card from the *Chalice of Sorcery*. To begin the attack, my Savage Orc Shaman attempted to cast *Radiance of Ptolos* on the Wolf Riders. This spell would stop all missile fire at the unit (including war machines and missile-type spells) so Jake quickly dispelled it with the aid of the *Skull Staff*.





EMPIRE TURN 1

EMPIRE TURN 1

Jake then tried to cast *Bridge of Shadows* on my Wolfboyz, intending to move them back to the edge of the table again. Not wanting to suffer the same problem as I had in the *Bridge of Doom*, I had no choice but to use a *Dispel Magic Scroll* to prevent the magic from working. One scroll down and this was only the first magic phase.

Jake: With a shriek, Deathclaw opened his wings and took off, lifting Karl Franz high over the battlefield. As the Emperor and his Griffon soared above, a unit of Kislev Horse Archers shouted their battle cry and charged the Night Goblin Archers. As they advanced, a volley of shots whistled past them, wounding one of the lightly armed troopers. I made his saving





ORC TURN 2

throw only to find that they had run the gauntlet of arrows for nothing – the Goblins were more than 16" away and the Kislevites' charge failed to strike home.

Since this first regiment of Kislevites hadn't approached within 8" of the Night Goblins I was forced to advance another unit of Horse Archers into range. As expected, three spinning Fanatics emerged and swept into the unfortunate Kislevites. Three of the Horse Archers were bludgeoned by the Fanatics' huge ball and chains while the survivors turned their mounts around and fled for safety.

With a deafening roar my artillery let loose a devastating salvo. The mortar on the far left sent its shells as far as possible towards the Wolf Riders. Although it didn't have the power to reach that distant target the shell fell among the Savage Orcs blowing up three of the tattooed savages. Even so, one of them stood up again, saved by his magical tattoos!

The other mortar exploded in a plume of smoke, ripping itself apart as it misfired. Gavin's laughter was short-lived though, as two cannonballs tore into the massive unit of Wolf Riders, slaying five of them. With confused shouts the other Great Cannon crew clustered around their war machine. It had also misfired, but would be back in action next turn. Morglum himself had been saved from the fusillade by the 'Look out sir!' rule, as he was shoved aside by his diminutive bodyguards just in time!

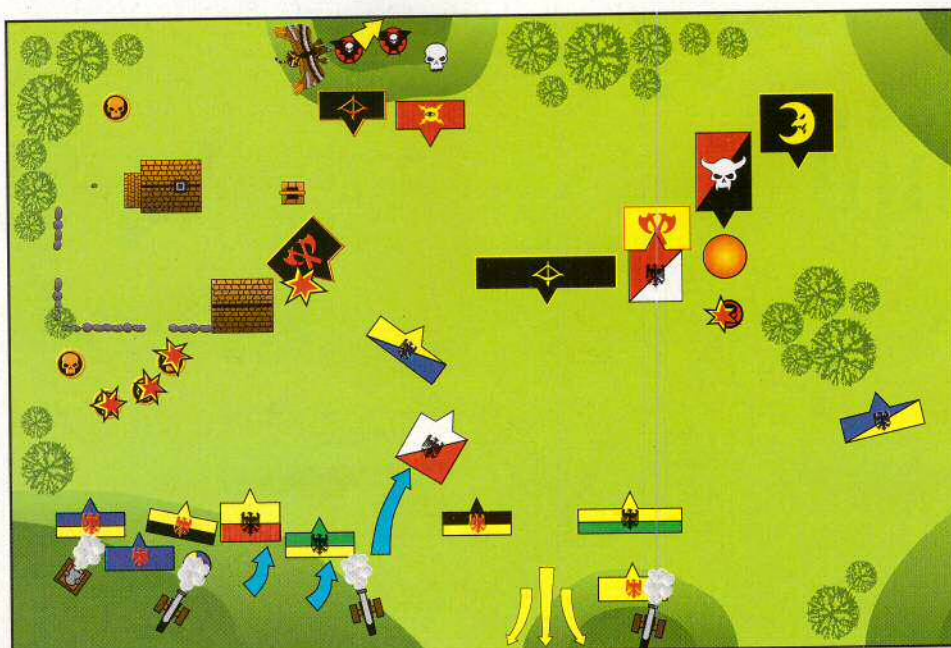
The Wolfboyz were also the target of the Crossbowmen directly in front of them, the Kislev Horse Archers trotting around the woods and the Stirland Archers. Another two of their number fell as the sky was filled with the darkness of speeding arrows and bolts.

The plucky Halflings in the centre of my army managed to pick off two of the whirling Fanatics in front of them, much to the relief of the nearby Reiksguard Knights. One of the green dervishes is usually bad enough, but three of them can be downright murderous. The other units of missile troops fired, and a Black

Orc fell to the ground, shot through the throat. The madly bouncing Squig Hoppers proved a difficult target for the Crossbowmen and Halflings who fired at them, but a keen-eyed archer from the Moot managed to take one of them down.

With the Horse Archers' failed charge there was no hand-to-hand combat so I rolled for the winds of magic and scored a six. The extra cards for the Savage Orc Master Shaman and the Supreme Patriarch were dealt out without incident, and both of the greenskin magic users passed their Waaagh! tests. Gobbling down a rather mouldy piece of magical fungus, the Night Goblin Shaman also gained himself a single extra card.

Using the immense power of the *Staff of Volans*, the Supreme Patriarch unleashed the spell *Flamestorm* upon the already depleted ranks of the Wolf Riders. Morglum Necksnapper, the Goblin Big Boss and the Goblin Boss all managed to avoid the



EMPIRE TURN 2



With a mighty crash the Reiksguard Knights charge into the Savage Orcs.

blast, and in their stead three other mounted Goblins were flung from their giant wolves' backs. The best part about *Flamestorm* is its effect on movement. The targeted unit is immediately shifted 4" backwards, and the template remains in play to block further movement until it's dispelled. Those Gobbos wouldn't be coming towards my troops next turn!

Gavin continued his plan of killing my Horse Archers and cast the Savage Orc Master Shaman's *Pit of Tarnus* on one unit. I failed to dispel the magic and one unfortunate horseman disappeared into the ground, never to be seen again.

ORC TURN 2

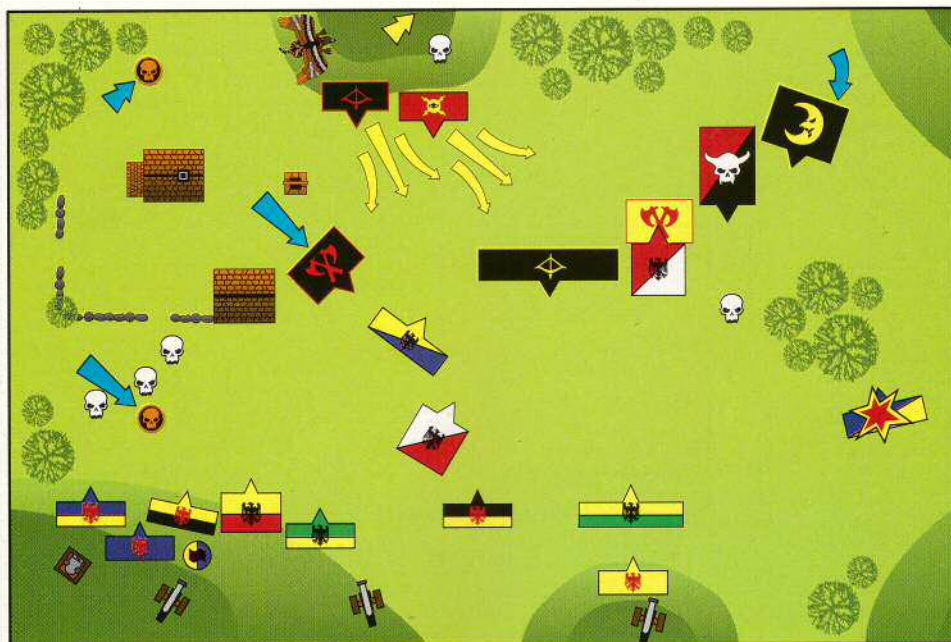
Gavin: The Curse of the House of Thorpe fell upon my shoulders again as Animosity struck at the heart of my army. Both the Savage Orcs and the Night Goblins stopped to squabble amongst themselves and I began to quietly fume. For the second turn in a row the truculent little gitz wouldn't do anything – including the Shaman! The Night Goblin Archers also failed their test, but the Orc Big Boss leading them drew his *Sword of Bork* which allowed me to ignore this result. The remaining Fanatic zoomed in front of the Savage Orcs, while all but one of the Squig Hoppers continued their comical bounce towards the Empire lines. One of them, however, got completely the wrong idea. I rolled a double six and the fat Squig launched itself 12" towards my own table edge. "No, NO NO!" I screamed, "You're going the wrong way!"

With a loud "*Sproing – Kerthunk!*" the Rock Lobber misfired, destroying itself and its crew in a splendid display of Orc engineering. I hopelessly overestimated the ranges for my Doom Divers, and they soared high over their targets. The Night Goblin Archers looked around for a target and their evil

red eyes picked out the only things on the battlefield that were smaller than them – Halflings. However, their shots were mostly way off target, and only one of the rotund little chaps was killed by the volley. The Orc Arrer Boyz were more effective against the Kislev Horse Archers directly in front of them, striking down two of them and forcing the small unit to take a panic test. In a rather forlorn manner Jake rolled the dice, but against his expectations the Kislevites managed to pass their Leadership test.

The winds of magic blew strongly, and I dealt out nine cards. Typical! Both my Night Goblin Shaman and Savage Orc Master Shaman were breaking heads to restore order. Not only that, I was sure Karl Franz was going to dive down next turn and I couldn't use the Night Goblin Shaman's *Orb of Thunder*. There was nothing I could do to stop him. As I gnashed my teeth in frustration, the Waaagh! power overcame the Night Goblin Shaman and his head exploded! Luckily, I had the *Escape* card and he was transported to the warp to recover. As I couldn't cast any spells, the first thing I tried to do was dispel that blasted *Flamestorm* that was blocking my route to glorious victory. Morglum fumed with anger as I failed and the magic flames continued to burn.

Obviously planning to do something sneaky, the Supreme Patriarch conjured up a *Scarlet Scimitar* in his hand. Then Jake's plan became clear as the Grey Wizard transported the Reiksguard and Supreme Patriarch using his *Bridge of Shadows* spell. Borne upon the magical bridge, the Reiksguard crashed into the Savage Orcs, lances lowered and grim-faced. If one of my Shamans had been available I would have used a *Dispel Magic Scroll* to stop what was surely going to be a deadly attack. It had been my turn and he was charging units at me! I don't like these transportation spells one bit.



ORC TURN 3

EMPIRE TURN 2

Jake: As Gavin had feared, Karl Franz swooped down from flying high to charge one of the Goblin Doom Divers. Squeaking hysterically the living artillery piece failed its terror test and ran from the battlefield. Then the Reiksguard advanced, trotting across the field where they were joined by the Grey Wizard. After the close call with the Rock Lobber in turn one, I decided he was too vulnerable left out in the open and I moved him into the safety of the regiment.

My artillery battery spoke again, this time concentrating on the Black Orcs who were getting a bit too close for comfort. Four Orcs fell to the combined fire of two Great Cannons, but my mortar shot scattered off target and exploded harmlessly. Gavin easily passed the Black Orcs' panic test, and the unit readied its weapons in anticipation of some revenge. My third Great Cannon fired at the Wolfboyz again, and a solitary Gobbo was flattened by the hurtling cannonball.



My next task was to get rid of the Fanatic that was still whirling around in front of my line. The Kislevite Horse Archers on the far right showed an appalling lack of accuracy but the Stirland bowmen came to my rescue and landed four well-placed arrows in the greenskin. Even a mushroom-crazed Fanatic wouldn't be getting up from that! Another Wolf Rider was plucked from the saddle by a crossbow bolt, while the Halfling regiment in the centre avenged the loss of their comrade and killed two of the Night Goblin Archers. On the far left of my line, another Black Orc fell, cut down by an arrow fired by my Nordland Archers. The Squig Hoppers proved too unpredictable for the second regiment of Halflings, but three were killed as a hail of crossbow bolts thudded into their bloated bodies.

The triumphant charge of the Reiksguard Knights was not very impressive after all. The three Knights and their Warhorses all

failed to hit the Savage Orcs! The Supreme Patriarch managed to cut down two of the primitive greenskins, while his Warhorse felled another! In return, the Savage Orc standard bearer managed to wound the wizard, smashing him in the chest with his crude stone axe.

In the magic phase, the *Scarlet Scimitar* flashed in the Supreme Patriarch's hand, ripping through the protective tattoos of a Savage Orc.

Continuing with the Supreme Patriarch's attacks, I cast *Piercing Bolts of Burning* at the Savage Orcs, but Gav smiled and laid down the

Destroy Spell card. I lost the roll-off and the spell was wiped from my wizard's mind.

In return, the Savage Orc Shaman cast the Grey Magic spell *Radiance of Ptolos* on the Black Orcs, clumsily reciting the words from the *Book of Ashur* he carried. With all my artillery and missile troops on that side I didn't hesitate for a second. I was determined to annihilate the unit and so used a *Dispel Magic Scroll* to stop the spell from working.

It was Gavin's turn next to use a *Dispel Magic Scroll* to stop me casting *Bridge of Shadows* on my second regiment of Reiksguard Knights. Seeing that I intended to charge the Night Goblin Archers he was forced to do something to prevent the Reiksguard smashing through the centre of his army. Now that they were engaged in combat, Gavin tried to cast *'Ere We Go* on the Savage Orc boyz. This would have added +1 to their Toughness and allowed them to strike first in the next round of hand-to-hand combat. My Knights were in enough trouble as it was, so I used another *Dispel Magic Scroll*.

Three *Dispel Magic Scrolls* in one turn! We'd both come prepared this time! This was obviously a pivotal moment – the outcome of the struggle between the Savage Orcs and Reiksguard Knights might well decide the whole battle.

ORC TURN 3

Gavin: With Deathclaw at my back, the first thing I had to do was take some terror tests. The remaining Doom Diver, Orc Arrer Boyz and Goblin spearmen were all within 8" and not one of them passed their test. The Doom Diver followed his mate off the battlefield, while the others ran away from the deadly Griffon. This meant they actually fled towards the rest of the Empire army! With any luck they might rally next turn and with no more artillery left to protect they could get stuck right in!

The Night Goblins on my left flank once again failed their Animosity test! Fortunately for them the *Evil Sun Banner* worked this turn and I passed the test with the re-roll. There wasn't much they could do though, as the Wolf Riders were blocking the way forward. Hoping that I could dispel the *Flamestorm* and get going, I wheeled the Night Goblins so that

they could follow the Wolf Riders past the woods. The errant Squig Hopper continued going the wrong way, as I rolled another double and he bounced 2" towards my baseline.

A half-hearted volley of arrows flew from my Night Goblins towards the Reiksguard Knights. As I expected, every shot pattered off the armour of this elite cavalry. With no artillery left and my Orc Arrer boyz fleeing in terror, it was time to resolve the hand-to-hand combat. Both Jake and I were tense – who would lose this turn, the Savage Orcs or the Reiksguard?

To swing things in my favour a little, the Savage Orc Master Shaman issued a challenge. As the only Empire character actually fighting was the Supreme Patriarch himself, he would have to answer it or retire to the back of the unit. Sneering in contempt the wizard turned his mount towards the Shaman and struck out with his sword. Three times he attacked, but the Savage Orc was only wounded once, his high Toughness proving too much for the Supreme Patriarch. The Shaman's return blows also caused a wound, but this was saved by the regiment's *Standard of Shielding*. Our attention turned to the ordinary warriors, and a single Savage Orc fell dead after a blow from one of the armoured knights.

To my horror I realised I there was no point fighting back. With their *Standard of Shielding* the Knights had a 1+ armour saving throw. My Savage Orcs have no saving throw modifier, and no matter how many wounds I caused the Knights would always make their saving throws. Jake had got one over on me again, the cunning rat! Not surprisingly, the Savage Orcs lost the combat and almost failed their break test. However, the Army Standard had now moved within 12" and the unit passed with the re-roll that this allowed.

With a flash of multi-coloured lights and a sharp crack of thunder, the Night Goblin Shaman Champion reappeared from his convalescence in the warp, right next to the Reiksguard battling the Savage Orcs. Unfortunately his return was rather

risky. I needed to roll a six for him to pass his Waaagh! test but I did it! Maybe this time things would start to swing in my favour! The Savage Orc Shaman Lord wasn't so resistant though, and after rolling on the 'Eadbangerz chart I discovered he wouldn't be able to cast any spells this turn. The winds of magic provided a paltry three cards, and the Supreme Patriarch gained another from the *Chalice of Sorcery*. I also drew a card for my Savage Orc Shaman. Although he couldn't cast any spells he could use dispels and other special cards as normal.

Before any new spells were cast, the *Scarlet Scimitar* in the Supreme Patriarch's hand lashed out at the Savage Orc Shaman he was duelling with. The blow struck the tattooed and he was left with only a single remaining wound. Things could be a bit touch and go from now on...

With a shout of triumph I managed to dispel the *Flamestorm*. I had been in two minds whether to do this, after all it was Jake's turn to move next. However, I couldn't risk the chance that I wouldn't get any more dispel cards. That template had to be removed for me to attack the weaker units of Jake's right flank.

As I tried desperately to hold my plan together I used the *Pipes of Doom* on the unit of Kislev Horse Archers nearest the small copse of trees to my left. Inflicting the full six Strength 4 hits, I managed to wipe out the unit to a man! Yes! Now we were getting somewhere!

Trying to swing things further in my favour, the Night Goblin Shaman cast *Fists of Gork* on himself. This would allow him to inflict D6 Strength 6 hits on a unit he was fighting in hand-to-hand combat, namely the Reiksguard Knights. With a slightly wild look in his eye at the prospect of this attack, Jake threw down yet another *Dispel Magic Scroll*. Surely that was the last one, he couldn't have any more! After the beating that my Savage Orc Shaman had already taken, my final act for the turn was to dispel the Supreme Patriarch's *Scarlet Scimitar*.



The Grey Wizard Lord draws the Fanatics to their doom as he appears inside a wood.

EMPIRE TURN 3

Jake: Since they had been unable to use *Bridge of Shadows*, my Reiksguard Knights galloped across the battlefield, lances lowered at the Night Goblin Archers. Choosing to stand and fire, the Gobbos loosed off a volley of shots and much to my embarrassment, one of the noble horsemen tumbled from his mount, a Goblin arrow poking from his visor!

The Kislevite Horse Archers charged at the fleeing Orc Arrer Boyz, causing them to flee again, back towards Gavin's table edge. They carried on towards the Goblin Spearmen, who also managed to run out of charge range. Their charge having failed, the Kislevites slowed their mounts and laughed at the greenskins as they scampered away. Making sure that units broken in combat don't rally and return to fight is very important and herding fleeing units like this is one of the best uses for light cavalry once battle has been joined.

Deathclaw kicked off the hill, intent upon charging the flank of the Savage Orcs. However, even his powerful wings couldn't cover the distance, and the tattooed primitives were safe from Karl Franz for this turn. So that the Battle Standard he carried would be of more use, Ludwig Schwarzhelm spurred his on his Warhorse and galloped into the middle of the Empire army. Both regiments of Halflings wheeled to get the Squig Hoppers in their sights and my Halberdiers marched off the hill, eyes fixed grimly on the Black Orcs

Yet again, Morglum Necksnapper was saved from a cannonball by the Wolf Riders around him, and the deadly shot tore into three of the Goblins. More Black Orcs were smashed to the ground by another of the Great Cannons, but the third misfired and couldn't shoot this turn. I continued to rain destruction on the Black Orc regiment, killing two with a direct hit from my remaining mortar. My Crossbowmen managed to cut down two more with their deadly bolts and finally only the standard bearer remained, stubbornly refusing to panic despite the loss of his unit.

Meanwhile, back on the other flank, three more Goblins on giant wolves were killed by the Stirland Archers. As the last

slumped to the ground the devastating round of shooting was over. The clash of stone axe, sword and lance echoed across the hillsides as the bitter hand-to-hand fighting continued.

The two wizards exchanged blows with each other again. The Supreme Patriarch struck home but gasped in horror as his fatal attack was warded off by the Savage Orc Shaman's magical tattoos. In return the Supreme Patriarch was again wounded by a crushing blow from the greenskin's stone club. The newly-appeared Night Goblin Shaman Champion lashed out wildly, and managed to land a blow, but this was easily turned away by the Reiksguard's armour. The Knights and their horses managed to kill another two of the Savage Orcs and the frenzied savages could do nothing in return. Refusing to give up the struggle, the Savage Orcs carried on fighting.

The other combat was more decisive. Stepping forward, the Orc Big Boss shouted a challenge, and was answered by the Reiksguard Champion. To my horror I rolled nothing but ones for the Champion's attacks. Cringing slightly I waited for the return blows, but managed to make all of the Champion's saving throws. The rest of the unit was more successful and smashed four Night Goblins to the ground. This was too much for the reluctant Gobbos, who ignored the desperate shouts of the Orc Big Boss and fled. As they did so, the Reiksguard Knights swept on and totally annihilated the fleeing unit.

As he was standing in the thick of the fighting, it was no surprise when the Night Goblin Shaman failed his Waaagh! test. Luckily for Gavin he only had to discard a single magic card. Using the *Staff of Volans*, the Supreme Patriarch once again cast *Flamestorm* on the Goblin Wolf Riders. The mounted Gobbos were hurled back and two more of their number left dead. They were going to stay where they were if I had anything to say about it! My fortune continued as the *Staff of Volans* still wasn't exhausted. The Savage Orc Shaman Lord initiated a *Mental Duel* with the Supreme Patriarch, which he then lost. Gavin looked on glumly as he was forced to discard the *Pit of Tarnus* spell. Now that the Kislevites on my right were gone, I had to do something about the Fanatics in the large Night Goblin unit. Casting *Grey Wings* on himself, the

Grey Wizard Lord transported across the battlefield and appeared in the copse of trees to my right. As he was now within 8" of the Night Goblins the Fanatics came whirling out. One actually reached him, but as soon as he entered the woods the Fanatic was killed, hopelessly entangled in the dense undergrowth!

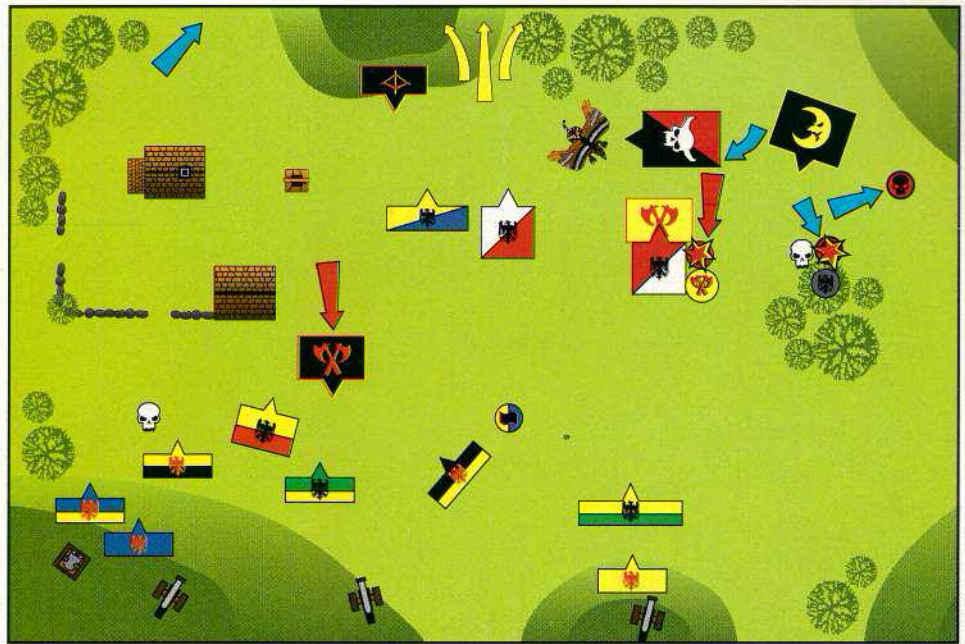
Trying desperately to kill some of my Reiksguard Knights, the Night Goblin Shaman used *Fists of Gork* again, only for me to dispel it. Then I made a bit of a mistake. Blowing loudly on the *Horn of Urgok*, Karl Franz hoped to force the Savage Orcs to take a panic test. The Savage Orcs, however,



EMPIRE TURN 3

were now under the effects of their frenzy, and so were immune to all other psychology for the time being. The *Horn of Urgok* can only be used three times, and in the fury of battle I had wasted one of those attempts. Still determined to kill at least one Reiksguard Knight, Gavin used the *Pipes of Doom* on the unit in combat with the Savage Orcs. To my alarm, one of the Knights failed his saving throw (despite the fact it was a 2+) and was killed when he was thrown by his madly bucking horse.

The Wolfboyz were trapped again, all of the Fanatics had emerged and the Night Goblin Archers were dead. Things looked good for me. The only disappointment was the grim resilience of the Savage Orcs who didn't really stand a chance of winning but resolutely continued to fight.



ORC TURN 4

ORC TURN 4

Gavin: Sudden inspiration struck me! There might not be enough room for my whole unit of Wolf Riders to get past the *Flamestorm*, but this didn't stop a character or two from leaving the unit and squeezing past. Declaring a charge against the Reiksguard, Morglum Necksnapper and the Goblin Big Boss burst from the ranks of the Wolfboyz and hurtled into the flank of the Empire Knights. Across the battlefield, the last Black Orc boldly charged the Nordland Archers, but his legs couldn't carry him far enough and he stumbled to a halt.

The Orc Arrer boyz managed to rally, but the Goblins with spears weren't so bold and fled right off the table. Still affected by their frenzy, the Savage Orcs were immune to the terror caused by Deathclaw screeching just behind them. My remanding Squig Hopper had obviously been sitting backward on his Squig, as I rolled yet another double and the crazed Gobbo bounced off the table edge! On my left, the Wolfboyz turned and started heading across the field behind what was left of my army. The two Fanatics moved too, one killing himself by moving into the trees, while the other, thankfully, moved away from my army. The last thing I needed now was a spinning loony smashing through one of my regiments!

Swinging *Morgor the Mangler* in a wide arc, Morglum Necksnapper smashed into the Reiksguard Knights, tearing two of them from their horses. Hah! The Goblin Big Boss also managed to land two blows on the Knights, but armed with a normal sword his Strength of 4 gave Jake a 2+ saving throw, which he easily managed to roll.

Tired to the point of collapse, the Supreme Patriarch duelled on with the Savage Orc Shaman Lord, but failed to even hit him. The *Standard of Shielding* saved the Patriarch yet again, as the Shaman's clumsy riposte was saved by Jake's roll of a six. The Reiksguard were stricken with a sudden bout of

ineptitude and failed to hit the Savage Orcs at all, and the same disease afflicted my Night Goblin Shaman. The Reiksguard had actually lost the combat by one, and I begged Gork and Mork to make Jake fail his break test. Sadly, they weren't listening and Jake passed his break test by a wide margin.

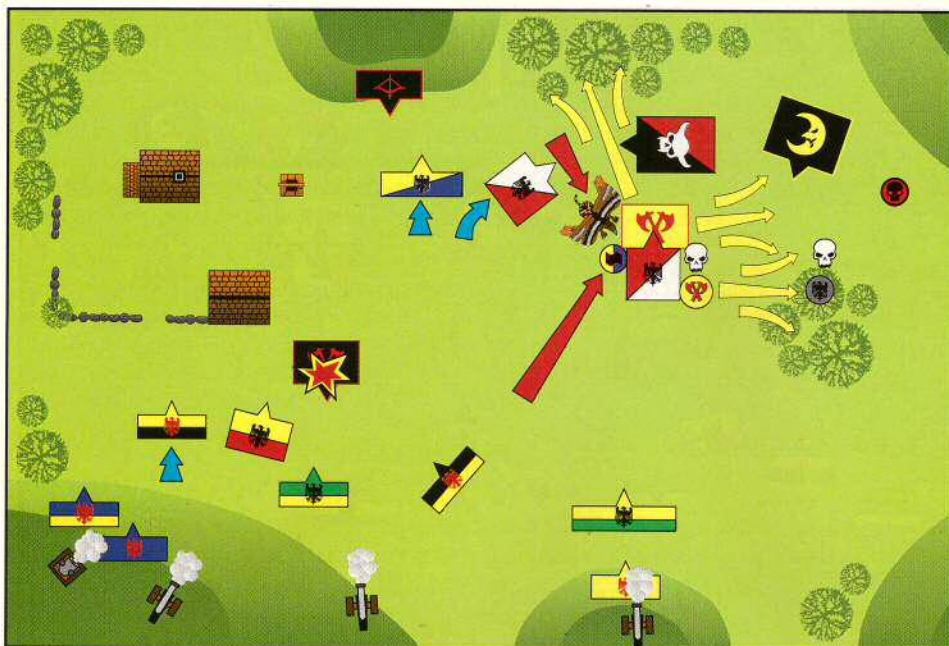
The roll for the winds of magic was a seven this turn, but I had other concerns. Failing his Waaagh! test, the Night Goblin Shaman's head exploded again, and this time I couldn't save him. The Goblin Big Boss next to him died too as the shockwave of Waaagh power hit him. Jake dispelled my use of the *Pipes of Doom* on the Reiksguard and in his excitement he wasted another use of the *Horn of Urgok*. This time he had hoped to affect Morglum Necksnapper, but as the dead 'ard character he is, Morglum is immune to all psychology tests!

I tried to cast *Ere We Go* on the Savage Orcs again, trying everything I could to swing the fight in my direction, but Jake successfully dispelled it. The *Scarlet Scimitar* appeared in the Supreme Patriarch's hand again, finally killing my Savage Orc Shaman. Boo, Hiss!

With both my Shamen dead there was nothing more I could do, so I played *Drain Magic* card and ended the turn. Although it had not been a sweeping success, I hoped Morglum's attack on the Reiksguard would be enough to break them in the next hand-to-hand combat phase. When this happened there would be a wide gap for my units to advance on the small, scattered missile regiments that opposed me. Admittedly there was another big unit of Reiksguard left and Karl Franz flying around, but I was trying to think positive!

EMPIRE TURN 4

Jake: The time for heroes had come. The Savage Orcs were suddenly set upon by the combined might of Ludwig Schwarzhelm and Karl Franz on Deathclaw. I had used the Grey Wizard's *Skull Staff* last turn to see what magic items Gavin had given to Morglum and when I'd found out he was wearing *Armour of Protection* and the *Black Amulet* I realised it would be almost impossible to kill him directly. To get rid of the Black Orc Warlord once and for all I would have to win the




EMPIRE TURN 4

combat and hope he'd fail his break test. With any luck I could then cut him down as he fled.

Before that though, I had some more missile fire to work out. One of my Great Cannons fired at the re-deploying Wolf Riders, but in a moment of misplaced accuracy the cannonball landed in the gap between them and Night Goblins. A gap that was only 2" wide! The other artillery was aimed at the Orc Arrer Boyz but in a lapse of judgement all my guesses were too long, and only one of the Orcs was killed by the barrage.

Like the Night Goblin Shaman in the previous battle, the Black Orc standard bearer had some divine immunity to my missile fire. It took the combined shooting of three regiments to finally fire the mortal shot! Continuing their dazzling display of horse-back archery, my remaining Kislevites completely missed the Orc Arrer Boyz.



With the ability of *Morgor the Mangler* to strike first, it was Morglum Necksnapper who started the hand-to-hand combat. Four times he swung the massive axe and four times a proud Knight fell from his saddle! Ludwig Schwarzhelm drew his *Sword of Justice* and set about the Savage Orcs. In another rash of appalling dice rolls he missed completely, even though the *Sword of Justice* allowed me to re-roll all his missed attacks once! Oh dear, my heroes were beginning to look definitely un-heroic. Karl Franz restored my dwindling faith, smashing down three Savage Orcs with the *Hammer of Sigmar*, while Deathclaw killed another.

The initial combatants, the Reiksguard Knights and the Supreme Patriarch, managed to kill three more of the tattooed devils and left them with no one in the fighting rank to attack back. Rather unsurprisingly the Savage Orcs had lost the combat and failed their break test. Morglum Necksnapper also realised that was all was lost and turned his War Boar around

and fled – exactly as I had hoped! Karl Franz and the Reiksguard pursued Morglum, while the Emperor's standard bearer and the Supreme Patriarch chased after the running Savage Orcs. With a terrifying screech Deathclaw dropped down and savaged Morglum from behind, tossing his War Boar into the air and raking its talons across the Black Orc. The Supreme Patriarch's pursuit took him straight into the Wolf Riders, but Ludwig Schwarzhelm found space to get past and mauled the Savage Orcs as they tried to escape.

The Supreme Patriarch drank from the *Chalice of*

Sorcery again, and to my horror suffered a wound from its baleful energies. I suppose I'd been lucky he hadn't succumbed earlier. Karl Franz sounded the *Horn of Urgok* for its final time, and the Wolf Riders in combat with the Supreme Patriarch failed their panic test and fled, only to be caught and wiped out by the pursuing wizard!

In a low act of petty vengeance the Orc Big Boss decided to show Karl Franz what his magical instrument could do. Blowing the *Pipes of Doom* he cast the spell on Deathclaw. Despite the Emperor's *Silver Seal* and a dispel attempt from the Grey Wizard (wielding the *Skull Staff*) I finally had to use my last *Dispel Magic Scroll* to stop Karl Franz taking D6 Strength 4 hits! To round off the turn I attempted to cast *Bridge of Shadows* on the Reiksguard who had destroyed the Night Goblin Archers, but Gavin managed to dispel this.

With his General dead, Gavin could see no point in carrying on for the full six turns we had rolled. Muttering something about 'Animosity... Transportation Spells... Panic tests' he stalked away from the table and left me victorious. Hurrah! I've saved the Empire... for now!

THE ORCS' LAMENT

Gavin: Curses! Curses! CURSES! That's it, I quit! If the Orcs are looking for a General ever again, well they can look elsewhere. I've had it up to here with 'em...

But seriously, I seem to have the uncanny knack of trying my best with the greenskins and getting nothing for my efforts. For this battle I spent more time and effort picking my army and drawing up a plan than ever before. The odds were against me and I was determined to beat them. I tooled up Morglum Necksnapper, and made sure no horrible little Champion was going to issue a challenge and spoil my fun. The Night Goblins with hand weapons were assured of reaching the Empire line with their Fanatics intact. I even made sure that Animosity wouldn't ruin my plan, with the Savage Orcs being my only major unit with nothing special to cope with this. What happens? I get landed with the most unruly bunch of Gobbo's west of the World's Edge Mountains. The chances of them



Karl Franz joins the struggle between the Reiksguard and Morglum's Savage Orcs.

failing an Animosity test two turns in a row when equipped with the *Evil Sun Banner* is less than one in a thousand! Can you believe it? It seems that one in six chances come up nine times out of ten when I'm playing the Orcs and Goblins.

Jake's plan was simple and straight forward – pound the greenskins and then charge with the Knights. This could have gone so horribly wrong for him, but for the luck of the dice and cards. The thing about defeating an Empire force is opening the first crack. With a Leadership of 7, once units start fleeing and causing panic tests an Empire army crumbles really quickly. Those vulnerable units of Crossbowmen and Halflings were prime targets for my attack. They could have been easily beaten by a large Orc or Goblin unit. This would start to spread panic and cause the whole flank of the Empire army to collapse. My large unit of Night Goblins had six whole turns to get around the flank and attack, and with the *Pipes of Doom* I felt confident I would be able to cope with any pesky Kislev Horse Archers. I never got the chance to even start!

I still think my plan was basically sound. It was a crying shame I didn't think of Morglum Necksnapper leaving the Goblin Wolf Riders earlier, when the trouble started. He would have torn through the Reiksguard Knights in no time, leaving the Savage Orcs free to pick on somebody else. The early destruction of that unit of Reiksguard Knights would have left a massive gap for my army to advance on the missile troops and start hacking away. Like my battle against Jake in *A Gauntlet of Fear* (White Dwarf 178) it was no single event that swung the battle against me. It was a combination of the *Flamestorm* spell (and a dearth of *Dispels* on both sides), my Night Goblins' refusal to move, my inability to use the *Orb of Thunder* when Karl Franz took off, and a handful of other small details which totally frustrated my plans.

On the up side, I think my choice of magic items and characters worked fairly well (except that blasted *Evil Sun Banner*) but I from now on I'll probably take the *Sky Arrow of*

Naloer in preference to the *Orb of Thunder*. The *Sky Arrow of Naloer* can be fired at creatures flying high, inflicting a hefty D6 Strength 10 hits. I prefer this magic item because it can't be dispelled and causes permanent damage. The horrified look on your opponent's face when his Manticore or Griffon is shot down is also most gratifying.

Me, bitter? Never. Just you wait 'till next time, Thornton...!



SIGMAR BE PRAISED

Jake: There will be rejoicing in Talabheim tonight! The Orc army has been destroyed and the town saved with hardly any loss. A fitting revenge for the Empire's crushing defeat in the *Gathering of Might*.

The battle went almost perfectly for me, from the *Flamestorm* halting Gavin's Wolfboyz to the breaking and destruction of the unfortunate Morglum. As Gavin rightly says, in a classic Empire ploy, I planned to shoot him to ribbons and then charge the shattered remains, and this is what I did. Like all simple strategies, it was on the whole, rather a good plan. True, it left the missile troops vulnerable, but not whilst the rest of the army was there to protect them. That's the trick – to use the best hand-to-hand troops to protect the missile regiments and war machines, whilst they rain fire and death down onto your enemy. Once they've been softened up then in goes the pick of the Empire's nobility in one glorious charge to sweep the enemy from the field.

Oh yes. It's also a good idea to be very lucky...!

GAMES WORKSHOP[®]

MAIL ORDER

Games Workshop Mail Order is a great way to purchase all the latest releases from Games Workshop and Citadel Miniatures. Our Mail Order staff are all Games Workshop enthusiasts and will be more than happy to advise you on any special character miniatures or other models that you might need for your armies.

OUR MAIL ORDER TELEPHONE LINES ARE OPEN:

8am – 10pm SEVEN DAYS A WEEK!

If you are posting your order, please send it to:

**GAMES WORKSHOP MAIL ORDER SERVICE, CHEWTON STREET,
HILLTOP, EASTWOOD, NOTTINGHAM NG16 3HY**

Or you can fax your order through on: (01773) 533453




ARCANE MAGIC

This new supplement to Warhammer Battle Magic adds over 100 full-colour Spell and Magic Item cards to your Warhammer games. The cards include a complete deck of 10 Necromantic Spells, 3 Dark Magic Spells, 10 Ice Magic Spells and 10 Chaos Dwarf Magic Spells. The Magic Items include full-colour card versions of all the Items available in the Warhammer Armies books as well as many new artifacts such as the *Black Hammer of Hashut* and *Aldred's Casket of Sorcery*.


AVAILABLE NOW!

EPIC[®] HIVE WAR

Epic Hive War details the extra-galactic menace of the Tyranid race and contains rules for unleashing the alien forces of the hive mind into the Epic game system. Full details of the organisation and command structure of the Tyranid forces are included, together with descriptions of such horrifying creatures as the Dominatrix, Carnifex, Genestealers and the massive bio-Titans which form the endless Tyranid assault forces. This boxed set contains full colour army cards for the Tyranid swarms, special cards to represent the directing influence of the hive mind, templates for the new Tyranid weapons and over a hundred counters.



GAMES WORKSHOP MAIL ORDER IS



Tony hand-picks an order ready for despatch.

THE FULL RANGE OF PRODUCTS!

Our Mail Order service can supply the full range of Games Workshop games and Citadel Miniatures, and we don't stop there! We can also supply any individual game component or miniature. So if the dog's chewed your **Warhammer 40,000** buildings, we can supply a brand new set! If you want the rulebook from **Warhammer**, we can provide it! If you want the dice from **Space Marine** all you need to do is ask!

If the models you want for your army aren't in your local store, or you are looking for an out of stock or hard to find range of miniatures, give us a call. Because we're based at the factory, our staff can arrange to cast up any number of miniatures especially for you, from the original moulds.

We can also supply any component from any multi-part model for those of you who like to customise or convert your miniatures.



Scott grabs a brand new copy of Talisman for a Mail Order customer.

PLUS!

No queues! No parking! No bus fare! And it's really great fun using the catalogues to choose **exactly** the models you want for your army. We've found that many gamers get together with their friends to place an order so that the £2.50 UK and BFPO postage is applied to the whole order and the money saved buys them all a few extra miniatures.

CONVENIENT!

Mail Order is convenient, with the entire range of Citadel Miniatures and Games Workshop games, just a phone call away.

FAST!

Mail Order is fast. Most customers receive their orders within 2 days in the UK. (Some second class orders, or packages over 1Kg may take a day or so longer). Plus, on any telephone orders received before 1.00pm, our **Special Delivery Service** guarantees you'll receive your order the very next day.

We also have a special Troll who ensures that all **First Class** telephone orders received before 1.00pm are dispatched the same day!

Most overseas orders are delivered within 8 days.



Chas and Ash check miniatures in the Citadel foundry.

FRIENDLY KNOWLEDGEABLE STAFF!


Our Mail Order service is staffed by enthusiastic hobbyists like yourself, who will be more than happy to tell you about all the latest releases for your particular army or favourite game.

ACCURATE!

Every order is hand-checked against the catalogues to ensure that every model is perfectly cast and that your order is exactly what you want.



Andy, Steve, Ed and Gordon, man the Mail Order hotlines.



CITADEL® JOURNAL 7

Citadel Journal 7 is out now! This issue includes the second instalment of rules for Norse armies in **Warhammer**, an in-depth look at expanded vehicle rules for **Warhammer 40,000** as well as Ian Pickstock's splendid Space Wolf tanks. Also included are some ideas for mixed teams in **Blood Bowl** and much more besides.

Issue 7 of the **Citadel Journal** is available now direct from Mail Order priced only £3.99 with FREE P&P within the UK and BFPO.

Overseas add £1 P&P.

SUBSCRIPTIONS

Issue 1 and 2 of the **Citadel Journal** are now completely sold out and stocks of Issues 3, 4, 5 and 6 are very limited. To be certain of your copy please place an early order. We now also offer a special five-issue subscription.

Price: UK/BFPO – £20.00 Overseas – £30.00

With every subscription we'll send your sixth issue absolutely FREE! Each subscription to the **Journal** will begin with the next issue to be published – unfortunately we are not able to include back copies in subscriptions as they are in such limited supply.

BOXED ARMIES

These complete boxed armies contain everything you need to put together a powerful new army, including a complete force list and full-colour banners.

WARHAMMER 40,000

1000 POINT SPACE ORK ARMY (Boxed Set)	£110.00
2000 POINT ELДАР ARMY (Boxed Set)	£100.00
2000 POINT SPACE MARINE ARMY (Boxed Set)	£90.00

WARHAMMER

2000 POINT ORC AND GOBLIN ARMY (Boxed Set)	£115.00
2000 POINT UNDEAD ARMY (Boxed Set)	£105.00
2000 POINT HIGH ELF ARMY (Boxed Set)	£115.00

WARHAMMER® 40,000

WARHAMMER 40,000 BOXED GAME	£39.99
DARK MILLENNIUM	£19.99
CODEX SPACE WOLVES	£9.99
CODEX ELДАР	£9.99
CODEX ORKS	£9.99
SUSTAINED FIRE DICE	£0.49 each
SELF ADHESIVE BANNERS Each pack contains 5 sheets of banners. (Available for Space Wolves and Space Orks)	£3.50

SPACE MARINES

SPACE MARINE DREADNOUGHT (Boxed Set)	£19.99 each
NEW! TERMINATOR WITH HEAVY FLAMER	£2.99 each
SPACE MARINE TERMINATORS Boxed set contains 5 Space Marine Terminators	£14.99
TERMINATOR SERGEANT	£2.99 each
SPACE MARINE TERMINATORS	£2.99 each
TERMINATOR WITH ASSAULT CANNON	£2.99 each

ORKS

NEW! DEATHSKULL LOOTAS £2.99 each

IMPERIAL GUARD

NEW! ICE WARRIORS OF VALHALLA Boxed set contains 10 Ice Warriors	£12.99
NEW! CADIAN SHOCK TROOPS LIEUTENANT	£2.75 each
NEW! ATTILAN ROUGH RIDER LIEUTENANT	£2.99 each
NEW! ATTILAN ROUGH RIDER STANDARD	£2.99 each
CADIAN SHOCK TROOPS Boxed set contains 10 Cadian Shock Troops	£12.99
CADIAN SHOCK TROOPS	£1.25 each
CADIAN SHOCK TROOP WITH HEAVY BOLTER	£2.75 each
CATACHAN JUNGLE FIGHTERS LIEUTENANT	£2.75 each
CATACHAN JUNGLE FIGHTERS Boxed set contains 10 Catachan Jungle Fighters	£12.99
CATACHAN JUNGLE FIGHTERS	£1.25 each
CATACHAN JUNGLE FIGHTER WITH MISSILE LAUNCHER	£2.75 each
ROUGH RIDERS OF ATTILA Boxed set contains 4 Rough Riders of Attila	£9.99
ROUGH RIDERS OF ATTILA	£2.99 each

EPIC®



TITAN LEGIONS BOXED GAME	£39.99
SPACE MARINE BOXED GAME	£39.99
SPACE MARINE BATTLES (BOOK)	£9.99
ARMIES OF THE IMPERIUM	£14.99
RENEGADES (Chaos and Eldar armies)	£14.99
ORK & SQUAT WARLORDS	£14.99
NEW! HIVE WAR	£14.99
EPIC TRANSFERS Each pack contains 10 sheets of transfers (Available for Space Marines and Imperial forces)	£3.50

TYRANIDS

NEW! TYRANID SWARM Boxed set contains 5 Epic Tyranid sprues	£7.99
NEW! TYRANID DOMINATRIX	£7.99
NEW! TYRANID MALEFACTOR	£1.65 each
NEW! TYRANID HIVE TYRANT	£4.99
NEW! TYRANID TRYGON	£2.50 each
NEW! TYRANID EXOCRINE	£1.65 each

CHAOS

NEW! FULGRIM	£2.75
NEW! KEEPER OF SECRETS	£2.75 each

GREAT UNCLEAN ONE	£2.75 each
BLOODTHIRSTERS	£2.75 each
MAGNUS THE RED	£2.75
LORD OF CHANGE	£2.75 each
ORKS	
NEW! MEGA-GARGANT (Boxed set)	£12.99
WARHAMMER®	
WARHAMMER BOXED GAME	£39.99
WARHAMMER BATTLE MAGIC	£19.99
WARHAMMER ARCANE MAGIC	£14.99
WARHAMMER ARMIES – CHAOS	£14.99
WARHAMMER ARMIES – DWARFS	£9.99
WARHAMMER ARMIES – SKAVEN	£9.99
WARHAMMER ARMIES – UNDEAD	£9.99
WHITE DWARF PRESENTS: CHAOS DWARFS	£9.99
SELF ADHESIVE BANNERS	£3.50
Each pack contains 5 sheets of banners. (Available for Orcs, Goblins, High Elves, Dwarfs and Undead.)	
UNDEAD	
NEW! HEINRICH KEMMLER – THE LICHEMASTER	£4.99
NEW! ISABELLA VON CARSTEIN	£4.99
NEW! VLAD VON CARSTEIN	£4.99
VAMPIRE	£2.75
CHAOS	
NEW! AEKOLD HELBRASS – CHAMPION OF TZEENTCH	£4.99 each
NEW! FIENDS OF SLAANESH	£3.50 each

ORCS	
BLACK ORCS	£2.50 each
BLACK ORCS COMMAND	£2.50 each
BLOOD BOWL®	
BLOOD BOWL BOXED GAME	£29.99
DEATH ZONE	£14.99
BLOCKING DICE	£0.49 each
NEW! HAKFLEM SKUTTLESPIKE – SKAVEN STAR PLAYER	£2.75
SKAVEN MUTANTS	£1.25 each
HEADSPLITTER – RAT OGRE STAR PLAYER	£5.99
SKAVENBLIGHT SCRAMBLERS	£14.99
Boxed set contains 2 Storm Vermin, 3 Gutter Runners, 1 Thrower and 6 Linemen	
NEW! DWARF DEATH ROLLER	£7.99
NEW! CHAOS MUTANTS	£1.75 each
NEW! ZHARR-NAGGRUND ZIGGURATS	£14.99
Boxed set contains 4 Chaos Dwarf Blockers and 8 Hobgoblins	
NEW! HTHARK THE UNSTOPPABLE – CHAOS DWARF STAR PLAYER	£4.99
TALISMAN®	
TALISMAN BOXED GAME	£29.99
TALISMAN – CITY OF ADVENTURE	£14.99
TALISMAN – DUNGEON OF DOOM	£14.99
CITADEL® COLOUR	
NEW! SKAVEN PAINT SET	£5.99
NEW! ULTRAMARINES PAINT SET	£5.99

WHITE DWARF SUBSCRIPTIONS

UK, EUROPE, & THE REST OF THE WORLD

UK & BFPO: £27.50 for one year (12 issues).

EUROPE: £35 for one year. (12 issues)

REST OF THE WORLD: £60 for one year. (12 issues)

Please send payments to Games Workshop Mail Order, Chewton St, Hilltop, Eastwood, NOTTINGHAM, NG16 3HY. All payments should be in pounds sterling. Please make cheques payable to Games Workshop Ltd.

If you have a Visa, Access, Mastercard or Switch you may place your subscription by phoning our Mail Order department on 01773 713213.

USA & CANADA

Please contact: White Dwarf Subscriptions, 3431 C Benson Avenue, Baltimore, Maryland 21227-1072.

For VISA and Mastercard orders, please telephone our Mail Order hotline on (410) 644 5699, Monday to Friday, 9am - 5pm EST.

Please state which issue you would like your subscription to start with.

CORRESPONDENCE

We welcome comments about White Dwarf, Games Workshop games and Citadel Miniatures. All letters except subscriptions and Mail Order should be addressed to: The Editor, White Dwarf, Games Workshop, Howard House, 16 Castle Boulevard, Nottingham NG7 1FL.

Clearly mark your envelope with the name of the game you are writing to us about. If you want a reply you *must* enclose a self-addressed stamped envelope (overseas readers should include IRCs). We receive an enormous amount of mail. We do read every letter.

but it may take a little time for us to reply to you, so please be patient!

COPYRIGHTS AND TRADEMARKS

All subject matter in White Dwarf is © Copyright Games Workshop Ltd 1995.

All artwork in all Games Workshop products, and all images contained therein have been produced either in-house or as work for hire. The exclusive copyright in the artwork and the images it depicts is the property of Games Workshop Ltd. © Copyright Games Workshop Ltd 1995. All rights reserved.

Registered Trademarks

The following are all registered trademarks of Games Workshop Ltd.

Armageddon, Blood Bowl, Chivalry, Citadel, the Citadel logo, Confrontation, Dark Angels, Dark Future, Deathwing, Eldar, Eldar Attack, Epic, the Games Workshop logo, Games Workshop, the GW logo, Genestealer, Realm of Chaos, Slottabase, Space Fleet, Space Marine, Talisman, Tyrant, Warhammer, Warmaster, White Dwarf and the White Dwarf figure. Marauder is a registered trade mark of Marauder Miniatures Ltd. Used with permission.

Trademarks

The following are all trademarks of Games Workshop Ltd.

Aspect Warrior, Avatar, Blood Angels, Bloodletter, Bloodthirster, Daemonette, Dark Reaper, Death Zone, Dragonmasters, Dungeonquest, 'Eavy Metal, Exo Armour, Exarch, Eye of Terror, Farseer, Fire Dragon, Flesh Hound, Gargant, Gobbo, Great Unclean One, Gretchin, Grey Knight, Hunter Slayer, Keeper of Secrets, Khorne, Knights Panther, Leman Russ, Lichemaster, Lightning Claw, Lord of Change, Madboy, Man O' War, Mekboy, Mighty Empires, Necromunda, Nurgle, Nurgling, Ogryn, Old World, Ork, Painboy, Plaguebearer, Plague Fleet, Psyker, Ratling, Ravenwing, Sea of Blood, Skaven, Slaanesh, Slann, Snotling, Space Hulk, Space Wolves, Squat, Squig, Swooping Hawk, Striking Scorpion, Terminator, Thunder Hammer, Troll Slayer, Tzeentch, Ultramarines, Warhammer Quest, Weirdboy, Knights of the White Wolf, World eater.

The GW Flame logo is a registered trademark of Games Workshop Ltd.

IMPERIAL GUARD

ROUGH RIDERS OF ATTLA



**ROUGH RIDER
TORSO 1**
0440/2



**ROUGH RIDER
TORSO 2**
0440/1




**ROUGH RIDER
TORSO 3**
0440/3



ROUGH RIDER LEGS 1
0440/5



ROUGH RIDER LEGS 2
0440/4



**ROUGH RIDER STANDARD
BEARER TORSO**
72204/1



ROUGH RIDER HUNTING LANCE
0440/6



ROUGH RIDER CHAINSWORD
72421/7

**A COMPLETE IMPERIAL GUARD
ROUGH RIDER CONSISTS OF:**
1 x ROUGH RIDER TORSO
1 x ROUGH RIDER LEGS
1 x WEAPON
1 x PLASTIC UNARMoured HORSE

ROUGH RIDERS OF ATTLA LIEUTENANT



**ROUGH RIDER
LIEUTENANT BODY**
72203/1




**ROUGH RIDER
LIEUTENANT ARM**
72203/2




ROUGH RIDER LIEUTENANT HUNTING LANCE
72203/3

**A COMPLETE IMPERIAL GUARD
ROUGH RIDER STANDARD
BEARER CONSISTS OF:**
1 x ROUGH RIDER STANDARD
BEARER TORSO
1 x ROUGH RIDER LEGS
1 x PLASTIC UNARMoured HORSE

**A COMPLETE ROUGH RIDER
OF ATTLA LIEUTENANT
CONSISTS OF:**
1 x ROUGH RIDER
LIEUTENANT BODY
1 x ROUGH RIDER
LIEUTENANT ARM
1 x ROUGH RIDER
LIEUTENANT HUNTING LANCE
1 x PLASTIC UNARMoured
HORSE



**A COMPLETED IMPERIAL GUARD ROUGH RIDER
STANDARD BEARER**



**A COMPLETED IMPERIAL GUARD ROUGH RIDER
LIEUTENANT**

Minatures supplied unpainted. **WARNING:** This product contains lead which may be harmful if chewed or swallowed. Citadel Miniatures are not recommended for children under 14 years of age.
© Copyright Games Workshop Ltd 1995. All rights reserved.



**CITADEL
MINIATURES**

IMPERIAL GUARD

ICE WARRIORS OF VALHALLA



ICE WARRIOR WITH
LASGUN 1
0444/1



ICE WARRIOR WITH
LASGUN 2
0444/2



ICE WARRIOR WITH
LASGUN 3
0444/3



ICE WARRIOR
SERGEANT
0444/6



ICE WARRIOR WITH
LASGUN 4
0444/4



ICE WARRIOR WITH
FLAMER
0444/5

MORTAR



ICE WARRIOR MORTAR
OPERATOR
0444/8



ICE WARRIOR
MORTAR LOADER
0444/7



A COMPLETED ICE WARRIORS
OF VALHALLA MORTAR

A COMPLETE ICE WARRIORS
OF VALHALLA MORTAR
CONSISTS OF:
1 x MORTAR BARREL
1 x MORTAR STAND




MORTAR STAND
0444/10



MORTAR BARREL
0444/9

Designed by Alan Perry and Norman Swales



Miniatures supplied unpainted. **WARNING:** This product contains lead which may be harmful if chewed or swallowed. Citadel Miniatures are not recommended for children under 14 years of age.
 © Copyright Games Workshop Ltd 1995. All rights reserved.



IMPERIAL GUARD

CADIAN SHOCK TROOPS



SHOCK TROOP WITH
LASGUN 1
0443/1



SHOCK TROOP WITH
LASGUN 2
0443/4



SHOCK TROOP WITH
FLAMER
0443/6



SHOCK TROOP
SERGEANT
0443/5



SHOCK TROOP WITH
LASGUN 3
0443/3



SHOCK TROOP WITH
LASGUN 4
0443/2

CADIAN SHOCK TROOP LIEUTENANT



CADIAN SHOCK TROOP
LIEUTENANT
72202/1

CADIAN SHOCK TROOP HEAVY BOLTER



SHOCK TROOP LOADER
0443/7



SHIELD
0443/10



SHOCK TROOP
GUNNER LEGS
0443/9



SHOCK TROOP
GUNNER BODY
0443/8



TRAIL
0443/11



HEAVY BOLTER
0443/12



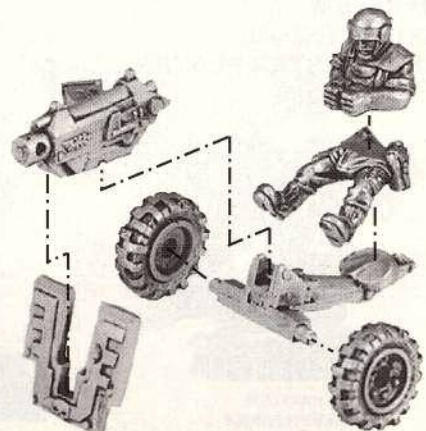
WHEEL
0443/13



A COMPLETED CADIAN SHOCK TROOP
HEAVY BOLTER

A COMPLETE CADIAN
SHOCK TROOP HEAVY
BOLTER CONSISTS OF:

- 1 x SHOCK TROOP
GUNNER BODY
- 1 x SHOCK TROOP
GUNNER LEGS
- 1 x HEAVY BOLTER
- 1 x TRAIL
- 1 x SHIELD
- 2 x WHEELS



Miniatures supplied unpainted. **WARNING:** This product contains lead which may be harmful if chewed or swallowed. Citadel Miniatures are not recommended for children under 14 years of age.
 © Copyright Games Workshop Ltd 1995. All rights reserved.



CITADEL
MINIATURES

BLOOD BOWL®

SKAVEN



LINEMAN 1
00285/1



LINEMAN 2
00285/2



LINEMAN 3
00285/3



THROWER
00285/6



STORM VERMIN 1
00285/8



STORM VERMIN 2
00285/7



GUTTER RUNNER 1
00285/5



GUTTER RUNNER 2
00285/4

SKAVEN MUTANTS



CLAW
73518/3



EXTRA ARMS
73518/2



BIG HAND
73518/4



VERY LONG LEGS
73518/5



HAKFLEM SKUTTLESPIKE, SKAVEN STAR PLAYER



HAKFLEM
SKUTTLESPIKE
73524/1

HEADSPLITTER, RAT OGRE STAR PLAYER

THE COMPLETE
HEADSPLITTER
CONSISTS OF:
1 x HEADSPLITTER HEAD
1 x HEADSPLITTER
TORSO
1 x HEADSPLITTER LEGS



HEADSPLITTER HEAD
73510/1



HEADSPLITTER TORSO
73510/2



HEADSPLITTER LEGS
73510/3



THE COMPLETED HEADSPLITTER

Minatures supplied unpainted. **WARNING:** This product contains lead which may be harmful if chewed or swallowed. Citadel Miniatures are not recommended for children under 14 years of age. © Copyright Games Workshop Ltd 1995. All rights reserved.



BLOOD BOWL[®]

CHAOS DWARFS



CHAOS DWARF 1
0290/3



CHAOS DWARF 2
0290/4



CHAOS DWARF 3
0290/1



CHAOS DWARF 4
0290/2



HOBGOBLIN 1
0290/5



HOBGOBLIN 2
0290/7



HOBGOBLIN 3
0290/6



HOBGOBLIN 4
0290/8

HTHARK THE UNSTOPPABLE, BULL CENTAUR STAR PLAYER



BULL CENTAUR LEFT SIDE
75815/6



BULL CENTAUR RIGHT SIDE
75815/5



HTHARK TORSO
73521/3



THE COMPLETED HTHARK THE UNSTOPPABLE

THE COMPLETE HTHARK THE UNSTOPPABLE CONSISTS OF:
1 x BULL CENTAUR RIGHT SIDE
1 x BULL CENTAUR LEFT SIDE
1 x HTHARK TORSO



Minatures supplied unpainted. **WARNING:** This product contains lead which may be harmful if chewed or swallowed. Citadel Miniatures are not recommended for children under 14 years of age. © Copyright Games Workshop Ltd 1995. All rights reserved.



BLOOD BOWL®

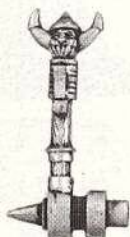
DWARF DEATH ROLLER



ROLLER SIDE
PLATE
73522/5



ROLLER BOTTOM
73522/3



GEAR STICK
73522/6



DEATH ROLLER
DRIVER
73522/1



DEATH ROLLER SEAT
73522/4



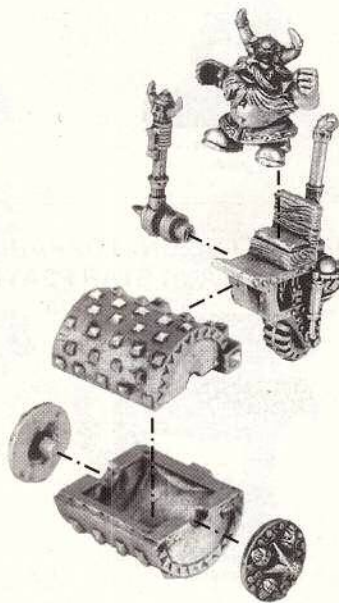
ROLLER TOP
73522/2



THE COMPLETED DWARF DEATH ROLLER



THE COMPLETE DWARF
DEATH ROLLER CONSISTS OF:
1 x DEATH ROLLER DRIVER
1 x DEATH ROLLER SEAT
1 x GEAR STICK
1 x ROLLER TOP
1 x ROLLER BOTTOM
2 x ROLLER SIDE PLATES



CHAOS MUTANTS



TENTACLES
73523/2



EXTRA ARM
73523/3



CLAW
73523/1

Minatures supplied unpainted. **WARNING:** This product contains lead which may be harmful if chewed or swallowed. Citadel Miniatures are not recommended for children under 14 years of age.
© Copyright Games Workshop Ltd 1995. All rights reserved.



EPIC CHAOS

LORDS OF CHANGE



LORD OF CHANGE 1
76554/8



LORD OF CHANGE 2
76504/14

BLOODTHIRSTERS



BLOODTHIRSTER 1
76503/5



BLOODTHIRSTER 2
76551/17

KEEPERS OF SECRETS



KEEPER OF SECRETS 1
76557/11



KEEPER OF SECRETS 2
76505/15

GREAT UNCLEAN ONES



GREAT UNCLEAN ONE 1
76502/1



GREAT UNCLEAN ONE 2
76555/16

DAEMON PRIMARCHS OF CHAOS



MAGNUS THE RED, DAEMON
PRIMARCH OF TZEENTCH
76552/18



FULGRIM, DAEMON
PRIMARCH OF SLAANESH
76556/19



MORTARION, DAEMON
PRIMARCH OF NURGLE
76553/20



ANGRON, DAEMON
PRIMARCH OF KHORNE
76550/21

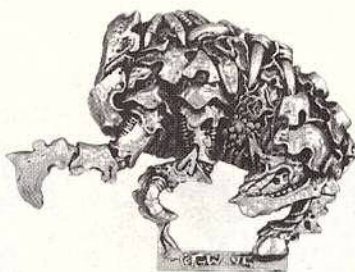
Miniatures supplied unpainted. **WARNING:** This product contains lead which may be harmful if chewed or swallowed. Citadel Miniatures are not recommended for children under 14 years of age.
© Copyright Games Workshop Ltd 1995. All rights reserved.



EPIC[®] TYRANIDS




DOMINATRIX RIGHT BODY
76809/1



DOMINATRIX LEFT BODY
76809/2



DOMINATRIX THRONE BACK
76809/5



DOMINATRIX HEAD
76809/3




DOMINATRIX THRONE
76809/4

**A COMPLETE TYRANID
DOMINATRIX CONSISTS OF:**
1 x DOMINATRIX LEFT BODY
1 x DOMINATRIX RIGHT BODY
1 x DOMINATRIX HEAD
1 x DOMINATRIX THRONE
1 x DOMINATRIX THRONE BACK



THE COMPLETED DOMINATRIX



EXOCRINE



EXOCRINE
76808/1

HIVE TYRANT



HIVE TYRANT
76804/1


Minatures supplied unpainted. **WARNING:** This product contains lead which may be harmful if chewed or swallowed. Citadel Miniatures are not recommended for children under 14 years of age.
© Copyright Games Workshop Ltd 1995. All rights reserved.



EPIC[®] TYRANIDS

TRYGON

A COMPLETE TRYGON
CONSISTS OF:
1 x TRYGON HEAD
1 x TRYGON CLAWS
1 x TRYGON BODY



A COMPLETED TRYGON



TRYGON HEAD
76806/1



TRYGON CLAWS
76806/3



TRYGON BODY
76806/2



MALEFACTOR

A COMPLETE MALEFACTOR
CONSISTS OF:
1 x MALEFACTOR BODY
1 x MALEFACTOR RIGHT CLAW
1 x MALEFACTOR LEFT CLAW




A COMPLETDE MALEFACTOR

MALEFACTOR RIGHT CLAW
76802/3



MALEFACTOR BODY
76802/1



MALEFACTOR LEFT CLAW
76802/2



Designed by Dave Andrews and Michael Perry



CHAOS

FIENDS OF SLAANESH



FIEND LEFT SIDE
73017/1



FIEND RIGHT SIDE
73017/2



FIEND HEAD 1
73017/4



FIEND HEAD 2
73017/3



FIEND RIGHT CLAW 1
73017/5



FIEND RIGHT CLAW 2
73017/6



FIEND LEFT CLAW 1
73017/8



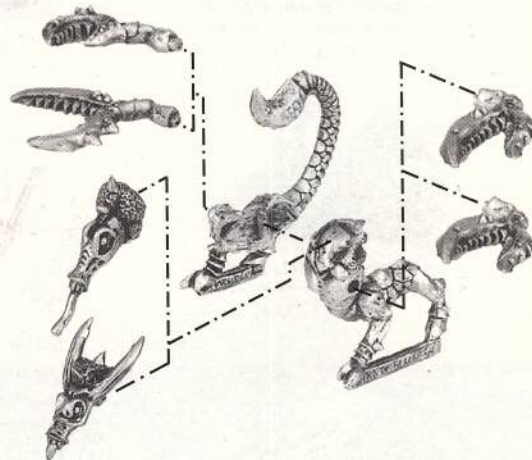
FIEND LEFT CLAW 2
73017/7

A COMPLETE FIEND OF
SLAANESH CONSISTS OF:

- 1 x RIGHT BODY
- 1 x LEFT BODY
- 1 x HEAD
- 1 x RIGHT CLAW
- 1 x LEFT CLAW



EXAMPLE OF A COMPLETED FIEND OF SLAANESH



AEKOLD HELBRASS, CHAMPION OF TZEENTCH



AEKOLD HELBRASS
73016/1



AEKOLD'S BANNER
73016/2



THE COMPLETE AEKOLD
HELBRASS CONSISTS OF:
1 x AEKOLD HELBRASS
1 x AEKOLD'S BANNER



THE COMPLETED AEKOLD
HELBRASS

Miniatures supplied unpainted. **WARNING:** This product contains lead which may be harmful if chewed or swallowed. Citadel Miniatures are not recommended for children under 14 years of age.
 © Copyright Games Workshop Ltd 1995. All rights reserved.



ORKS

DEATHSKULL LOOTAS



LOOTA 1
70815/1



LOOTA 2
70815/2



LOOTA 3
70815/3



LOOTA 4
70815/5



LOOTA 5
70815/6



LOOTA 6
70815/7



KUSTOM KOMBI-WEAPON 1
70815/13



KUSTOM KOMBI-WEAPON 2
70815/11



KUSTOM KOMBI-WEAPON 3
70815/12



KOMBI-WEAPON ARM 1
70815/9



KOMBI-WEAPON ARM 2
70815/8




KOMBI-WEAPON ARM 3
70815/10



A COMPLETE DEATHSKULL LOOTA
CONSISTS OF:
1 x DEATHSKULL LOOTA
1 x KUSTOM KOMBI-WEAPON
1 x KOMBI-WEAPON ARM
1 x PLASTIC ORK ARM SPRUE

NOTE: ANY OF KOMBI-WEAPONS 1, 2 AND 3
FIT WITH KOMBI-WEAPON ARMS 1, 2 AND 3



EXAMPLES OF COMPLETED DEATHSKULL LOOTAS

Minatures supplied unpainted. **WARNING:** This product contains lead which may be harmful if chewed or swallowed. Citadel Miniatures are not recommended for children under 14 years of age.
© Copyright Games Workshop Ltd 1995. All rights reserved.



UNDEAD

HEINRICH KEMMLER, THE LICHEMASTER



HEINRICH KEMMLER, THE LICHEMASTER
74527/1

ISABELLA VON CARSTEIN



ISABELLA VON CARSTEIN
74525/1

COUNT VON CARSTEIN



COUNT VON CARSTEIN
74526/1

VAMPIRE



VAMPIRE BODY
74520/1



VAMPIRE CLOAK
74520/2



A COMPLETED VAMPIRE

**A COMPLETE VAMPIRE
CONSISTS OF:**
1 x VAMPIRE BODY
1 x VAMPIRE CLOAK

Designed by Gary Morley



Minatures supplied unpainted. **WARNING:** This product contains lead which may be harmful if chewed or swallowed. Citadel Miniatures are not recommended for children under 14 years of age.
© Copyright Games Workshop Ltd 1995. All rights reserved.

EPIC



Across the icy void of intergalactic space come the dreaded forces of the Tyranid hive mind. Driven by hunger for the rich gene-stocks of the galaxy of Man, this immeasurable alien consciousness commands many huge armies of deadly bio-engineered creatures – bred only to kill. Unless the hive mind can be defeated, the human race faces certain extinction.

Epic Hive War details the extra-galactic menace of the Tyranid race and contains rules for unleashing the alien forces of the hive mind into the Epic game system. Full details of the organisation and command structure of the Tyranid forces are included, together

with descriptions of such horrifying creatures as the Dominatrix, Carnifex, Genestealers and the massive bio-Titans which form the endless Tyranid assault forces.

The boxed set also contains full colour army cards for the Tyranid swarms, special cards to represent the directing influence of the hive mind, templates for the new Tyranid weapons and over a hundred counters.



EPIC HIVE WAR IS NOT A COMPLETE GAME. A COPY OF EITHER SPACE MARINE OR THE EPIC TITAN LEGIONS GAME IS NECESSARY TO USE THE CONTENTS OF THIS BOX.



Citadel, the Citadel castle, Epic, Space Marine, Tyranid and Games Workshop are registered trademarks of Games Workshop Ltd.

Dominatrix, Genestealer, Hive War, Carnifex and Titan Legions are trademarks of Games Workshop Ltd.
© Games Workshop Ltd, 1995. All rights reserved.





AN ARMY OF SPACE MARINES OF THE WHITESCARS CHAPTER, PAINTED BY WAYNE BELL FROM THE METROCENTRE STORE, NEWCASTLE.