



MODERN DZO:

Still Only \$
10
(+3485)

THRILLING TALES

**PULSE-
POUNING
PULP ADVENTURE!**

**CHILLS!
ACTION!
SUSPENSE!**



**OMNIBUS
EDITION!**

THRILLING TALES

OMNIBUS EDITION

Line Developer: Gareth-Michael Skarka

Written by:

Gareth-Michael
Skarka
Shannon Kalvar
Walt Ciechanowski
Sandy Antunes
Chris Welsh
Jeb Boyt


Art Courtesy of:

Jupiter Media, Inc.
Otherworld Creations,
Inc.
Grafix Multimedia,
Inc.
Time Tunnel, Inc.

Editing &

Graphic Design:

Gareth-Michael Skarka



Requires the use of the d20 Modern Roleplaying Game, published by Wizards of the Coast, Inc.

d20 Modern and Wizards of the Coast are trademarks of Wizards of the Coast, Inc. in the United States and other countries and are used with permission.

All Game Rules within this Product are 100% Open Content

Additional *THRILLING TALES* support is released every month in PDF! Visit our website at www.adamantentertainment.com for details.



TABLE OF CONTENTS

CHAPTER ONE: PULP ADVENTURE	4
CHAPTER TWO: A TIMELINE OF THE 1930S	11
CHAPTER THREE: CHARACTERS, SKILLS & FEATS	16
CHAPTER FOUR: ADVANCED CLASSES	24
CHAPTER FIVE: EQUIPMENT	109
CHAPTER SIX: PULP GAMING RULES	113
CHAPTER SEVEN: PULP VILLAINS	128
CHAPTER EIGHT: THE NAZIS	169
CHAPTER NINE: THE THUGEE	182
CHAPTER TEN: ADVENTURE GENERATOR	291



CHAPTER ONE:

PULP ADVENTURE

The fiendish Manchurian doctor casually kicked over the wicker basket, and three deadly vipers slithered out, winding their way across the marble floor towards the chair where the young woman was bound, helpless to the danger that approached.

“Your time is running out, Ms. Van Meter,” Tsung-Chi Sin said, his voice like a silken strangling cord. “I cannot control my pets once they’ve scented their prey. Tell me: Where is the Green Falcon?”

Suddenly the window shattered as a green-clad figure burst through, twin 45s blazing. The snakes

were obliterated in an instant, blown like rubber toys across the floor. “Right here, Doctor Sin,” the Green Falcon laughed. He levelled his guns at the insidious devil of Chinatown.

Suddenly, he felt the sting of a bullet grazing his shoulder, slicing through the green overcoat, and moments later heard the crack of the pistol’s report...from behind him! He spun to see Rita Van Meter, his own girlfriend, standing by the chair, ropes pooled at her feet. In her hands she clutched a smoking revolver, and her eyes were glazed in a vacant stare.



A chilling laugh filled the chamber. “You fool...you forget that I am a master of mesmerism. This entire scene was a trap, played purely for your benefit. Now, you will die at the lovely hand of Ms. Van Meter...or you will be forced to kill her!”

The Green Falcon’s mind raced, as Rita’s finger tightened on the trigger....

INTRODUCTION

Welcome to the **THRILLING TALES Omnibus Edition**. In these pages, we present a compilation of the first two years of PDF releases in the d20 pulp line published by Adamant Entertainment, available here in print for the first time.

The contents of this rulebook, along with a copy of the d20 Modern rulebook published by Wizards of the Coast, are all that you need to run a pulse-pounding pulp roleplaying game using the d20 system.

So, hang on tight, because the first thing we're going to tell you is that there is no such thing as the "pulp genre."

WHAT IS PULP?

Strictly speaking, there is no such thing as the "pulp genre." Pulp was a medium, a method of delivery, not a genre in and of itself. Saying "pulp genre" makes about as much sense as saying "television genre" (or, for that matter, "cinematic" as a genre, which is another misnamed term used by gamers, but I digress).

The Pulp magazines were the magazines of popular fiction, delivering stories of adventure, action and romance in several genres from their birth in the first years of the twentieth century to their demise in the mid-1950s. They represented the greatest explosion of mass entertainment by way of the written word that had been seen until the creation of the Internet.

There were pulps for every taste. Detective pulps, science-fiction pulps, western pulps, sports pulps, romance pulps and more. There were pulps devoted to the exploits of everyday heroes, and pulps that were spiced with the macabre and unusual. They all had one thing in common: they delivered escapist entertainment, printed on cheap pulp paper sandwiched between slick, gaudy color covers. There was something for everyone.

The pulp magazine was a twentieth century publishing sensation, the roots of the form can be traced back to the mid-nineteenth century, with the invention of the dime novel: serial fiction printed on newspaper that was aimed at the middle and



lower classes. "Low-brow" entertainment that offered lurid stories full of action, suspense and thrills.

With the birth of the new century, and the growing literacy of the public, the market for serial fiction exploded, leading to the creation of the pulp magazine, with brightly-colored covers designed to lure potential readers in a market that quickly became filled with competitors.

The pulps reached their heyday in the years between World Wars One and Two, especially during the Great Depression of the 1930s. In a world that seemed increasingly hopeless and hard, the pulps offered an escape from the bleakness of everyday life, priced so that anyone could get away for a few brief hours. Gone were the breadlines and the dust bowl of their hard-scrabble lives, replaced by the thrill of soaring through the clouds with air aces, or travelling to far-off worlds, or galloping after a band of desperadoes, guns blazing.

The most popular of the pulps featured crime fighting heroes. The average American saw during Prohibition (1920 to 1933) the rise of a powerful criminal class that could flaunt authority as they wished, becoming rich and powerful in the process. They saw government and business become corrupted by these new criminals and their money....and most importantly, the average American felt helpless to stop it.

The lure of the crime-fighter in pulp stories was obvious: a simple wish-fulfilment of fighting back, of taking control of a situation that seemed out of control. It is the same basic human need that later fueled the popularity of superhero comics and even later still, action movies. Putting oneself in the imaginary role of a hero who takes action against those things which you feel helpless to affect.

The pulps, along with radio (which often produced dramatic presentations based on the stories printed in the pulps) became the prime source of entertainment for the American people before the advent of television. Stories which relied upon the audience's own imaginations to envision. In some ways, a purer form than the passive process of watching television or a film.

The pulps didn't last, however. Paper shortages during the Second World War dealt a crippling blow to the form, which limped along for another decade or so after the war had ended, and finally died out, replaced by the television, the comic book and the mass-market paperback novel.

So, if there is no such thing as the "pulp genre", then what are we talking about?

PULP GENRES

When gamers speak of the "pulp genre," what they're really talking about is an amalgam of several genre elements taken from the various genres of pulp stories, radio shows, cliffhanger film serials and later "post-modern pulps" like the *Indiana Jones* films and *The Rocketeer*.

The following section is a breakdown of the most popular genres from which these elements are lifted. It is not an exhaustive list of every pulp genre--only those that often provide fodder for the RPG interpretations of the pulps. For example, Sports pulps were very popular, but you don't often see gamers clamoring to play a golf pro in a tense tournament!

CRIMEFIGHTING

By far, the most common and popular genre in the pulps was the crimefighting genre, which itself can be broken down into several distinct sub-genres, the most popular of which were the Detective Mystery and the Hero pulp.

The Detective Mystery has survived into the present day as a staple of the mystery section of every bookstore--A hero or heroine whose purpose is to solve mysteries, usually involving murder.

The formula of these tales usually involves a detective (either private or official) brought in to puzzle out a baffling crime. The tale progresses with the detective figuring out the answers to the questions of Who, What, Where, Why and How, most likely facing peril of some kind as they get closer and closer to The Truth, which they inevitably do by the end of the tale.

Detective stories of the pulp era usually ended with the criminal brought to justice. It was later that the focus shifted and the unravelling of the mystery became more important than the result.

Hero pulps are the tales that most gamers think of when they hear the word "pulp," and as such make up the majority of the RPG-created "pulp genre." They are tales of larger-than-life heroes, proto-superheroes, if you will, facing larger-than-life villains and solving bizarre and unusual crimes. *Doc Savage, The Shadow, The Spider, The Avenger*, all of these are famous examples of the Hero pulp.

Since the hero pulps led directly into the creation of the superhero comic book, it is easy to see the genre as, essentially, low-powered (or no-powered) superheroics. There are, however, major differences. Believability, for one. The Hero pulps, however strange or unusual the topic, held at their core a level of "this could happen." Superhero comics, with their demi-godlike powers and huge battles, are by their very nature more farfetched. Think of the difference between early James Bond films and more recent ones--the early films, even with the gadgets, had an air of reality about them, albeit stretched, to be sure. The later films, with orbital heat-rays and spy-car duels have ventured far into the realm of superheroics.

The byword of the Hero pulps was "exotic." Strange crimes, far-off locations, cutting-edge (for the 1930s) technology, etc. The Hero pulps were the pinnacle of escapism, and the more exotic things that they could show the reader, the better. This wasn't limited to pure fiction, either. The writers would be careful to include real elements as well--for example, Walter Gibson, the author of most of *The Shadow* novels was a part-time professional magician, and would often include real magicians tricks in his fictional hero's arsenal. If *Doc Savage* author Lester Dent had recently read some interesting things about the Yukon, you could be sure that Doc and his men would be visiting the

Yukon in an upcoming adventure.

As mentioned previously, the Hero pulp provides the largest amount of inspiration to pulp RPGs, and so will form the basis of the Random Adventure Generator later in this product.

AIR HERO

For readers in the early twentieth century, air travel was a novelty. It was seen during the Depression as a romantic escape from earthbound problems. The pilot was a dashing heroic figure, and the pulps provided many such heroes to thrill readers.

Many of the air heroes of the pulps were World War I flying aces, fighting against the Germans in what at the time was known as “the Great War.” These pulps were adventure tales set during wartime, and provided enough actual aeronautical detail to whet the appetite of would-be pilots.

There were tales set in the present as well. The contemporary air heroes flew aircraft at the cutting edge of aviation (and beyond)--the period equivalent of a Tom Clancy technothriller.

Air hero pulps weren't limited to simple adventure tales of the air war, or tales of daredevils touring air shows, however--the most popular of the air hero pulps, *G-8 and His Battle Aces*, combined the Air hero formula with the Hero pulp and even Horror, featuring the World War One aces fighting off flying armies of zombies, giant bats, supervillains and more.



FOREIGN ADVENTURE

Similar to the exotic elements of the Hero pulps, but without the focus on crime-fighting, this genre tells tales of action and adventure in distant locations. These tales could be stories of globe-trotting fortune hunters, military adventures of the Foreign Legion, or rough-and-tumble tales of life as a merchant seaman in the South Pacific.

The focus of these stories was always on the location, and the strange things and people that could be found there. By today's standards, a great deal of this genre's tales are not exactly enlightened in their viewpoints--the stories are full of ignorant, animalistic savages, shifty, untrustworthy foreigners, seductive half-naked women, and the like. The hero is the embodiment of the “civilized white man in a world of danger”, and to modern eyes, it can be pretty offensive.

That said, though, the *Indiana Jones* films and *Tomb Raider* games draw heavily on the elements of this genre, so it is more than possible to remove the insulting elements and retain the heart--adventure and excitement in far-off lands.

ESPIONAGE

The period between the World Wars was rife with intrigue. Some historians have said that the World Wars can be viewed as a single conflict, with an intermission where nations gathered their strength and maneuvered for the next round.

The Espionage pulps were often reluctant to deal with real-life politics, and so usually shrouded their tales behind fictional nations. Bolsheviks from places like “Bulkavia”, rather than Russians. Fascist leaders of secret world-spanning empires, rather than Nazi Germany. As the thirties drew to a close, however, and war seemed more and more imminent, the gloves came off and real-world issues appeared on the pulp pages.

Whether they were facing real or fictional menaces, the heroes of the Espionage pulps are a familiar archetype to modern readers. James Bond is their direct descendant, and the usual Espionage pulp could, with very little tinkering, be made into a serviceable 007 adventure.

HORROR

The horror pulp genre has gotten quite a bit of attention in the RPG hobby, due to games based upon one of the most famous horror pulp writers, Howard Phillips Lovecraft.

Not all pulp horror was concerned with mind-shattering nameless things from beyond space and time, however. Even that particular variety (which has been termed Lovecraftian, for obvious reasons), was limited largely to the pages of a single magazine: *Weird Tales*. There were other horror pulps, though: *Terror Tales*, *Strange Stories*, *Ghost Stories*, among others.

The stories ran the usual gamut of horror elements: vampires, ghosts, werewolves, mad killers, voodoo, gothic castles, etc. Tales were usually one-shots with no recurring characters--it's easier to kill off protagonists that way, increasing the scare factor. There were, however, the occasional series of tales that would center around an occult investigator of some sort, who would encounter a supernatural threat and defeat it by the end of the tale, ready to move on to the next. This form of story is ironically much more "game-able" than the Lovecraftian variety, and yet Lovecraft still forms the basis of most pulp-horror gaming.

WEIRD MENACE

Everybody loves a good villain. This was also true of pulp readers, and so it was inevitable that magazines devoted to villainy would start to appear.

Inspired by the gothic romances of the 19th century, and the infamous Grand Guignol theatre of Paris (which shocked audiences with realistic scenes of horror and bloodshed), these pulps were dark reflections of the Hero pulps. The magazine would focus on the exploits of the featured villain, who would always be defeated by the often bland, unremarkable hero, yet would always escape justice at the end, to return in the next issue.

The stories delighted in detailed descriptions of torture and fiendish plots, usually performed on a scantily-clad damsel in distress, or on the hero himself. Mild by today's standards, they were shocking stuff at the time, with stories that flirted with sadism and "adult themes." They were often sold "under the counter", rather than displayed openly, and were definitely part of the reason that pulps began to develop a reputation for salacious thrills.

The villains of these stories were the draw: always brilliant and unredeemably evil, and usually given some sort of weird gimmick, whether a costumed secret identity (*Doctor Satan*) or being inscrutable and foreign (*Doctor Fu Manchu*, the most famous alumnus of this particular school).

SPICY

Another "under the counter" genre, Spicy pulps were simply tales from any of the other pulp genres



with “adult themes” added. Usually this involved women in various stages of undress (prominently displayed on the cover, naturally), and often threatened with a sado-sexual “fate worse than death.” Again, almost laughably tame to twenty-first century eyes, but scandalous in the thirties.

The “damsel in distress” element of Spicy pulps certainly finds its way into the other genres, albeit with less of a concentration on whips!

One of the best things about this genre was the magazine titles, which put “Spicy” in the name to let prospective readers know that titillation awaited within. This led to such stalwarts as *Spicy Mystery*, *Spicy Detective*, and *Spicy Western*. Pulp fans have often joked about an imaginary entry into this field, *Spicy Zeppelin Stories!*

JUNGLE STORIES

This genre was made famous by the Tarzan stories of Edgar Rice Burroughs, which first appeared in *All Story Magazine*. There were plenty of imitators, however, and soon the market was flooded with tales of Ki-Gor and Kazar and Sheena, Queen of the Jungle.

Not all Jungle stories were tales of Noble Savages, however. There were tales of intrepid explorers, big game hunters, treasure hunters and more, crossing over with the Foreign Adventure genre. Remember that at the time, there were areas of the globe that were largely unexplored--and many of those were in the tractless interiors of the jungles of Africa, South America, the South Pacific and Asia. These unknown regions were ripe for adventure in the minds of the readers of the Thirties.

The Jungle Story pulps also crossed over quite a bit with the Lost World genre (q.v.) -- Lost cities and secret civilizations were a common staple of this genre.

SCIENCE FICTION

Science fiction was, essentially, an invention of the pulps. Born of the earlier form, the “scientific romance” of the nineteenth century, the science fiction story (a term coined by pulp publisher Hugo Gernsback in his *Science Wonder Stories* magazine in June of 1929) was tailor-made for the pulp format. Of all of the pulp genres, it is the one that has thrived beyond the medium that created it.

The science fiction stories of the pulps leaned heavily toward spectacle. There weren't a lot of thoughtful examinations of the impact of technology upon human civilization and culture... but there were a lot of rocket ships, alien invasions, two-fisted scientists blazing away at Bug Eyed Monsters with ray-guns, etc. In most cases the science made no sense, but the readers didn't care. If it sounded like it had the ring of science to it, that was good enough!

That is the biggest difference between pulp science fiction and modern variety. Even in the most far-fetched space operas of today, attempts are made at a certain degree of “realism”--perhaps not scientific accuracy, but at the very least internal consistency of the genre elements. We all know that “Warp drive” is ridiculous, but we also know that there is a consistently stated exposition of how it works within the fictional world. Not so with pulp sci-fi. There was no attempt made to justify anything. The science was often flat-out wrong, but breathlessly described nonetheless. The rocket is



powered by “Atomic Radio Turbines” --- what the heck does that mean? Who cares! On to the next exciting chapter!

As with all pulp genres, there was a great deal of cross over. You could see science-fiction meet horror in tales of alien invasion and body-snatching, or thrilling to the exploits of science fiction heroes like *Captain Future*.

WESTERN

Westerns were a popular pulp genre as well, and not just period tales of gunslingers and Indian raiding parties. In one of the stranger creations of the pulp era, the western magazines would occasionally print contemporary westerns, set in the 1930s.

This strange mix of Cowboys, Indians, Radios and Tommyguns was especially evident in the cliffhanger serial films of the time, and naturally was reflected in print as well. For a jaw-dropping experience, track down a DVD copy of the 1935 Gene Autry serial *The Phantom Empire*, which featured the singing cowboy star fighting the super-science of the underground city of Maurania!

LOST WORLD

The Lost World genre also grew out of the scientific romances of the nineteenth century. These stories usually featured a location that, by virtue of its isolation from the rest of the world, developed separately. Lost Worlds could be found within the hollow earth (reached by caves), in jungles inexplicably found in the middle of the Antarctic (warmed by the presence of active volcanoes), hidden islands in the South Pacific, or deep within primordial African jungles.

Lost Worlds are often populated by remnants of Earth civilizations long past...Ancient Rome, Vikings, Lost African tribes, Sunken Atlantis. Some are populated by creatures whose evolution progressed differently than their more familiar cousins (intelligent, talking species of apes were always a popular choice here). Naturally, Lost Worlds almost always featured dinosaurs, who have survived extinction due to the isolated environment...and, let's be honest: because they're cool.



The stories of Lost Worlds usually involved the adventures of a member of our society upon finding themselves in this strange place, but on occasion (in tales that crossed-over with the Jungle Stories genre), would be tales of Lost World natives.

OTHER GENRES

Other genres from the pulps are also useful for RPG purposes, but usually form the basis of entire games already: Notably the Swords & Sorcery genre, which thrived during the pulp publishing era, and directly led to the creation of the role-playing game hobby in the first place!

CHAPTER TWO:

A TIMELINE OF THE 1930s

The pulps are very much a product of their times, and GMs looking for ways to bring that feeling across in a pulp campaign should try whenever possible to include events that place the adventure in a historical context.

Historical detail can make a setting more “real” to players, and can also provide GMs with inspirations for adventures.

1930

The Nazi party places second in German elections, but Adolf Hitler is kept from his seat in the Reichstag because he is an Austrian citizen.

In South Africa, white women can now vote, but blacks are still excluded under the regime that would soon be called apartheid.

Pluto, the ninth planet, is discovered by astronomers.

President Herbert Hoover signs the Hawley-Smoot Tariff Act, weakening the already failing global economy.


Over 1,300 American banks fail and unemployment exceeds 4 million as the Depression sinks lower.

In Jamaica, Rastafarians proclaim Ethiopian emperor Haile Selassie as the new Messiah.

A Fire in the Ohio State Penitentiary near Columbus kills 320.

Chicago Tribune journalist Alfred Liddle is shot. Newspapers promise \$55,000 reward for information. Liddle is later found to have had contacts to organized crime

British Airship R101 crashes in France en-route to India on its maiden voyage.



1931

The Scottsboro affair begins when nine black men are arrested on false rape charges at a train stop in Paint Rock, Alabama.

A 34-year-old Baptist preacher named Elijah Poole joins the Nation of Islam and becomes Elijah Muhammad, leader of the Black Muslims.

Chicago mobster Al Capone is convicted of income tax evasion. Capone is sentenced to 11 years in jail and a \$50,000 fine.

Unemployed Americans march on the White

House, demanding a national program of employment at a minimum wage. They are turned away.

Japan occupies Manchuria (which they call Manchukuo), beginning a period of Sino-Japanese conflict which doesn't end until Japan's defeat at the end of the Second World War.

"The Star Spangled Banner," originally written in 1814 by Francis Scott Key, becomes the American national anthem by order of Congress.

In China, the Yangtze River bursts a dam, causing massive flooding, famine, destruction and death.

Construction of the Empire State Building is completed in New York City

In organized crime, the so-called "Castellemmarese War" ends with the assassination of Joe "The Boss" Masseria, briefly leaving Salvatore Maranzano as *capo di tutti capi* ("boss of all bosses")--undisputed leader of the American Mafia. Maranzano is himself assassinated less than 6 months later, leading to the establishment of the Five Families, a national commission headed by Charlie "Lucky" Luciano.

1932

Mohandas Gandhi begins fasting to protest British treatment of India's untouchable caste. After just 6 days, he wins concessions.

Franklin Delano Roosevelt, pledging a "New Deal," is elected president for the first of his four terms.

Wall Street's Dow Jones Industrial hits its Depression-era low, 41.22.

Physicists Sir John Douglas Cockcroft and Ernest Walton split the atom for the first time.

The Great Depression continues to take a heavy toll: in this year alone, 1,161 banks fail, nearly

20,000 business go bankrupt, and 21,000 people commit suicide.

The son of noted aviator Charles Lindbergh is kidnapped and dies. Richard Bruno Hauptmann is arrested for the crime, beginning the "Trial of the Century."

1933

Prohibition ends in the United States.

Adolf Hitler becomes chancellor of Germany. By the end of the year, Hitler has proclaimed the Third Reich, opened the first concentration camp at Dachau, eliminated all political parties other than National Socialism, and consolidated his dictatorial rule.

President Franklin Roosevelt begins to record his "fireside chats" for weekly radio broadcast.

Giuseppe Zangara attempts to assassinate President-elect Franklin D. Roosevelt, but instead kills Chicago, Illinois Mayor Anton J. Cermak.

The federal government passes a flurry of innovative social legislation, as part of Roosevelt's "New Deal."

Fiorella La Guardia elected mayor of New York.

US airship Akron crashes near New York - 74 dead

Karl Jansky announces the detection of radio waves from the centre of the galaxy.

1934

The "Dust Bowl" hits the US Midwest, blowing 300 million tons of topsoil into the Atlantic, devastating farmland in Kansas, Texas, Colorado, and Oklahoma.

General Lazaro Cardenas, elected president of

Mexico, begins a program of agrarian reform, redistributing land and building the power of organized labor.

The FCC is created to oversee U.S. telephone, telegraph, and radio communications.

The National Labor Relations Board is created to regulate collective bargaining between labor and management.

Baseball's Negro National League pitcher Leroy Robert "Satchel" Paige breaks Dizzy Dean's 30-game winning streak.

Bank robbers Clyde Barrow and Bonnie Parker die in a shower of police bullets near Shreveport, Louisiana.

Alcatraz becomes a prison.

Surgeon R.K. Wilson allegedly takes a photograph of the Loch Ness Monster.

The FBI guns down John Dillinger and Baby-Face Nelson.

Japan renounces the Washington Naval Treaty of 1922 and the London Naval Treaty of 1930.

1935

The Nuremberg laws, enacted by Germany's Nazi party, make anti-Semitism the law of the land.

FBI kills Barker gang, including Ma Barker, in a shootout

Congress passes the National Labor Relations Act (the Wagner Act), reasserting workers' right to collective bargaining.

Dissidents within the AFL create the CIO.

Irish Protestants in Belfast riot against Catholics, provoking retaliation from Catholics in the Irish Free State.


The Social Security Act becomes law in the US.

America's first public housing projects are established on New York's Lower East Side.

Italy invades Ethiopia.

Hitler publicly begins to re-arm Germany, creating the Luftwaffe in violation of the Versailles Treaty.





1936

The Spanish Civil War begins. Hundreds of Americans volunteer for "Lincoln Brigades" to help fight General Francisco Franco's fascists.

In India, statesman Jawaharlal Nehru is elected president of the Indian National Congress.

In violation of the Locarno Pact and the Treaty of Versailles, Germany reoccupies the Rhineland.

Joseph Stalin begins a "great purge" to liquidate his enemies. By 1939, over 8 million are dead and perhaps 10 million imprisoned.

Richard Bruno Hauptmann is executed for the kidnapping and death of the Lindbergh baby.

A major heat wave strikes the Midwestern United States, hundreds of high temperature records are set.

In baseball, Joe DiMaggio joins the New York Yankees, who win the World Series, 4-2, against the New York Giants.

Franklin Delano Roosevelt is re-elected president.

Edward VIII of the United Kingdom abdicates, announcing his intention to marry American divorcee Wallis Simpson. Rumour asserts that he was asked to step down due to his pro-Fascist, pro-Nazi leanings.

1937

Howard Hughes sets a new air record by flying from Los Angeles to New York City in 7 hours, 28 minutes and 25 seconds.

After staging a series of sit-down strikes, the United Auto Workers win official recognition from General Motors.

Pro-Franco German forces attack the Spanish city of Guernica. Pablo Picasso paints his cubist masterpiece as a reflection upon the destruction.

Amelia Earhart and her aircraft disappear mysteriously over the Pacific.

The Golden Gate Bridge opens in San Francisco.

Sino-Japanese War: Japan invades China. Shanghai is occupied. 250,000 civilians and prisoners are slaughtered in the Nanjing Massacre.

1938

In its most violent display of anti-Semitism yet, German Nazis attack Jewish people and property in Kristallnacht (so named for the sounds of breaking glass).

The Dies Committee (AKA the House UnAmerican Activities Committee), charged with stamping out Nazi activity in the United States, changes its focus to Communist activity instead.

In the Halloween radio broadcast "War of the Worlds," Orson Welles panics Americans who believe that Martians are actually invading Earth.

Under the presidency of Lazaro Cardenas, Mexico nationalizes its petroleum industries.

Anschluss: Hitler annexes Austria. German troops march into Sudetenland.

Snow White and the Seven Dwarfs is Walt Disney's first full-length animated film.

Howard Hughes sets a new record by completing a 91 hour airplane flight around the world.



1939

Hitler's Germany invades Poland, which falls in a month. France and Great Britain declare war.

Dictator Francisco Franco conquers Madrid, ending the Spanish Civil War

Ho Chi Minh creates the Viet Minh party to oppose colonialism in the French colony "Indochina."

The SS St. Louis, a ship carrying a cargo of 963 Jewish refugees, is denied permission to land in Florida after already having been turned away from Cuba. Forced to return to Europe, most of its passengers later die in Nazi concentration camps.

President Roosevelt believes that a longer Christmas shopping season will boost the economy and proclaims that Thanksgiving will fall on the fourth Thursday of November. This shift is soon passed into law.

Based on recent research, Albert Einstein writes a letter to President Roosevelt regarding the possibility of using uranium to initiate a nuclear chain reaction, the fundamental process behind the atomic bomb.

In Munich, Adolf Hitler narrowly escapes an assassination attempt while celebrating the 16th anniversary of the Beer Hall Putsch on November 8th.

Gone With the Wind, starring Clark Gable and Vivien Leigh, premieres. *The Wizard of Oz*, another blockbuster of this year, opens before Christmas.

CHAPTER THREE:

CHARACTERS

CHARACTER CREATION

Characters in THRILLING TALES are created using the standard *d20 Modern* rules. Refer to the *d20 Modern* rulebook for details.

Characters are the basis for any good pulp story. The most successful pulp magazines were the ones that revolved around the adventures of a single hero, often with a cadre of assistants. This can make things problematic in a role-playing setting. Gamers usually prefer to play heroes, not sidekicks.

There are two ways to address this in your game. One way is to go ahead and put together a group of heroes working together. While it is true that you never saw teams featuring Doc Savage, The Shadow, G-8 and Tarzan teaming up to fight evil together, there were hero groups in the pulps--the Secret Six, for example. The trick to putting together a group is to ensure that each character is a specialist, with as little cross-over with the other characters as possible. Give everyone something that they can do that the others cannot. If you have one investigative specialist, then don't allow someone else to create a character who focuses on investigation. Give everyone their chance to shine. Specialists also make more sense in a group than a haphazard collection of polymath heroes, each of whom is a brilliant Jack-of-all-Trades (One wonders why such heroes would need to team up at all).

Generally speaking, the Advanced Classes presented by Adamant Entertainment in this game line are intended for story-focus heroes. They don't really work for team play, although individual GMs make exceptions in certain cases. Classes like the Paragon and the Man of Mystery, however, are nearly impossible to work into a team setting.

The second method is a bit closer to the source material: run a hero and his assistants. In the Doc Savage stories, Doc's assistants are all experts in their individual fields--specialists who each are heroes in their own right. The Spider stories often featured his assistants going off on their own--

and on more than one occasion saving The Spider himself!

The only difference between this and the group advice given above is that there is one character who is everything the others are, and more. In this sort of campaign, a hero should be at least 3 levels higher than the assistants, and usually has levels in one of the THRILLING TALES Advanced Classes.

The players will have to be comfortable with the fact that one character is going to be placed above the others. However, this really isn't that different than playing a game set in a military hierarchy (whether a World War II game, or a game set on a Starfleet vessel), which gamers do all the time. If the players have no problems with that, just go ahead and do it.

If they bristle slightly at this, another solution is to have every player create an assistant (following the guidelines for groups) and then have the main hero created as a character that is shared--played by all players. The hero is run by a different player in each scene (usually a scene where their regular character is not present).

In a Hero & Sidekicks campaign, the sidekicks should be rewarded, in-game, for behavior that reinforces the common elements of this genre:

If a sidekick gets captured, or otherwise manages to find themselves in a situation where the main hero will need to come to their rescue, the hero will receive a temporary action point (which must be spent during this adventure), and the sidekick will receive a bonus experience award of 425 XP. This system rewards not only the sidekick, but gives the hero a direct bonus as well.

PULP ORDINARIES

While Thrilling Tales is designed to seamlessly integrate with the core rules, the basic class titles lack a pulp feel. To remedy this, the six basic classes are listed below with pulp alternative titles.

Not only does this reinforce the feel of the pulp genre, but it also allows the GM to easily maintain the atmosphere when describing NPCs (e.g. “A couple of eggheads look in your direction”). PCs can also use these terms to reflect past careers (“I wasn’t always a gumshoe, you know. I used to be a simple grifter...”).

Core Class	Pulp Name
Strong	Muscle
Fast	Torpedo
Tough	Bruno
Smart	Egghead
Dedicated	Pip
Charismatic	Grifter

ADVANCED CLASS FAST TRACK

While it can be fun to mix and match basic classes before choosing an advanced class, some players may already have an advanced class in mind. These players may wish to know the quickest way to get to an Advanced Class from the start. The following chart matches THRILLING TALES advanced classes with the basic class or classes that offers the quickest way to get to it.

Ace Reporter	Charismatic
Air Ace	Fast
Big Game Hunter	Any
Boxer	Strong
Femme Fatale	Charismatic
Fortune Hunter	Smart
G-Man	Strong
Gumshoe	Strong, Fast, Tough, or Dedicated
Gun Moll	Tough or Charismatic
Mad Scientist	Strong or Smart
Man of Mystery	Any
Mastermind	Tough or Charismatic
Mesmerist	Smart, Dedicated, or Charismatic
Mobster	Tough or Charismatic
Noble Savage	Tough or Dedicated
Paragon	Tough
Rocket Ranger	Fast, Tough, or Smart
Trusted Sidekick	Charismatic

PULP SKILLS

The following is a list of new skills designed for pulp campaigns. In some cases, these are merely pulp extensions of existing skills. In other cases, they are wholly new skills. Some of these new skills are considered class skills for some basic and advanced classes, these are noted beneath each skill description.

Balance (Dex)

New Uses:

Riding the Running Board: Most pulp era automobiles have running boards (a footboard on the side of the vehicle). A common mobster tactic is to use a running board as extra passenger space for a quick getaway. You can even learn to shoot from the running board. Running board passengers often use the car door (with the window rolled down) to brace themselves.

Keeping your footing on a running board while the car is moving requires a Balance check (DC 10). You get a –5 penalty if there is nothing (such as an open window) to hold onto. This check is also modified by the vehicle’s speed (as per the core book) with an additional –2 circumstance penalty due to being on the outside of the vehicle. The penalty for speed (but not the circumstance penalty) is ignored if you have the Drive-By Attack feat. The circumstance penalty also applies when shooting from the running board, even if you have the Drive-By Attack feat.

Riding the Wing: Biplanes with relatively strong wings provide an opportunity to ride the wings by standing on the lower wing and bracing yourself with the stabilizing poles between wings. Once you are on a wing, you need to make a Balance Check (DC 10) to keep from being pulled off by winds. This check is also modified by the vehicle’s speed (as per the core book) with an additional –2 circumstance penalty due to being on the outside of the vehicle.

Should you fail your check, you will slip and fall. You may have an opportunity to grab the wing before falling. This should be treated as a Dexterity check with the same modifiers as above.

Bargain (Cha)

This skill is the art of getting the best deal for goods and services. Everything has two prices, the listed price, and the actual price. A skilled bargainer knows how to find that actual price, even if it is lower than what the seller believes. He can also assess the true worth of a good or service.

Check: You can lower the cost of items. Make an opposed Bargain check. For every 5 points you beat your opponent, you reduce the Wealth DC of the item by 1. If you lose, your opponent's Attitude drops one category and he gets a +2 circumstance bonus in a subsequent Bargain check. This Attitude remains even if the buyer tries to bargain for a different item from the same seller. Once the seller's attitude drops to Hostile, the buyer must pay the offered price or leave. Once the buyer succeeds in a Bargain check, he may not Bargain again to further improve the Wealth DC. The buyer may use a Diplomacy check to raise the Seller's attitude.

Bargain can also be used to assess the value of a good or service. By making a Bargain check at DC 10, the character can make an approximation of the value.

Try Again? Yes, as long as the seller is still willing to negotiate with you.

Special: Since bargaining is an intense, immediate negotiation, you cannot take 10 or 20 when making a Bargain check to lower the cost of a good or service. You can take 10 or 20 when assessing the value of a good or service.

Class Skill: Charismatic Hero, Big Game Hunter, Fortune Hunter, Gumshoe, Investigator, Man of Mystery, Mobster, Negotiator.

Knowledge (Air Travel) (Int) Trained Only

This category encompasses knowledge of airports and distances, good landing sites, aircraft maintenance, safety procedures, weather evaluation and any other type of knowledge related to air travel.

Class Skill: Dedicated Hero, Smart Hero, Air Ace, Daredevil, Fortune Hunter, Rocket Ranger.

Knowledge (Cryptography) (Int)

This category encompasses knowledge of ancient and modern codes and puzzles. It includes being able to understand, decipher, and construct coded messages.

Class Skill: Smart Hero, Fortune Hunter, Paragon

Knowledge (Weird Science) (Int)

This category encompasses knowledge of weird (read: pulp) theories, experiments and technologies, as well as prominent researchers and scientists in these areas.

Class Skill: Dedicated Hero, Smart Hero, Field Scientist, Mad Scientist, Paragon, Techie.



Pilot (Dex)

New Uses:

Parachuting: While Pilot is a Trained Only skill, you may use it untrained in order to successfully deploy a parachute. If a trained pilot has shown you how to use a parachute or if you have Knowledge (Air Travel), the check is at DC 10; otherwise, the check is at DC 15.

Seduction (Cha)

Use this skill to use your charms and wiles to force someone to do something they otherwise would not, especially in a romantic or lustful manner. This skill has elements of Diplomacy and Intimidate, but is a skill all its own.

Check: Seduction only works when the target is Friendly (see the Diplomacy skill description). You may need to use Diplomacy to change the attitude of the target. With a successful Seduction check, you may force another character to perform some behavior that puts him or her in a compromising position. Your Seduction check is opposed by the target's Will Save at a DC equal to your Seduction roll. Success enables you to control the target's actions for the duration of the act.

If a potential target has reason to believe that the Seducer's attentions are questionable (a Mobster's girlfriend suddenly showering attention on the G-Man who's been shadowing him), then the target may make a Sense Motive check against the Seducer's Bluff (if applicable). If the target calls the Bluff, his attitude drops two levels for purposes of the Diplomacy check.

Circumstances dramatically affect the effectiveness of a Seduction check. A character that risks social harm by being seduced (a married man, a priest) should get a +2 circumstance bonus on his check. Similarly, a character that has a reason not to trust the seducer (he's a cop, she's a gun moll), even if he failed the Sense Motive check, should also get a +2 bonus on his or her check.

There are limits to Seduction. If there is travel involved, the target may make a second Will Save once he or she arrives at the scene of the act. For example, if you seduce someone at a bar and convince her to come back to your hotel room, the target gets two Will saves, one at the bar and one in the room. The GM may allow more saves

if the time between the seduction and the scene of the act is especially long (a taxi ride, for example). Each additional Will save after the second gives a cumulative +2 bonus to the target. You need to reroll your Seduction check for each Will Save.

Also, a third party may talk a target out of seduction by using a Diplomacy check. Treat the target as Hostile. The third party need only change the target's attitude to Unfriendly in order to thwart the seduction attempt. If the Seducer wishes to persuade the target to continue with the liaison anyway, then it is no longer a seduction and the usual Intimidate rules apply.

Try Again? Generally, a Seduction attempt won't work a second time in the same scene.

Special: You can take 10 when making a Seduction check, but you can't take 20.

Time: A Seduction check can take anywhere from a few minutes to several hours, at the GM's discretion.

Class Skill: Charismatic Hero, Femme Fatale, Personality.

Author's Note: *While Seduction is a pulp staple the use of this skill requires maturity on the part of the players and the GM. This skill is intended to advance plotlines and add a bit of spicy intrigue, not drag the game into schoolyard giggles. The GM should feel free to disallow this skill if he feels it is ruining the integrity of his game.*



Sense Motive (Wis)

New Uses:

Reading body language: You can use your Sense Motive skill to deduce the relationships and desires among people in a room. With a successful check (DC 25 – you can take 10, but not 20), you can assess how someone feels about someone else in the room. For example, you can see Hit Man Harry at the bar and determine whom he's been watching. You can also tell which patron Tina Torch Singer has her eye on. You can drop the DC by 5 for every half hour you study the target.

Unfortunately, using Sense Motive in this manner can sometimes draw attention to you. If the target wins an opposed Sense Motive check against your Bluff check, he will notice that you've been watching him. He makes this check during your initial intention and once every half hour of you studying him.

You may use Sense Motive in this manner on more than one target, but the GM may penalize you with a –1 circumstance modifier for everyone you study over the first.

Superscience (Int) Trained Only

This is the pulp version of the Computer Use skill. Use this skill to figure out how to use superscience devices or shut them down.

Check: Most superscience is based on (or at least presented as) sound scientific theory. Because it is presumed to have a rational basis, a character with this skill should be able to examine a device and recognize its key components, such as an on/off switch, the power source, how it is controlled, etc. These uses of the skill do not require a Superscience check (though you might have to make a Search or Spot check if something is well-hidden on the object).

Understand Utility: This application of the Superscience skill allows you to understand what the device is capable of doing beyond the immediately obvious. The GM should set a DC based on how complex or obscure the device is. For example, a rocket pack attached to a body harness and an accompanying helmet would have

an Easy DC (5). A warehouse-sized device that sends particles into the clouds to make rain might be Formidable (DC 25) or Heroic (DC 30). You need to understand the utility of the device before you can attempt to control or thwart it.

Control Device: Once you understand the device, you may attempt to control it. Again, the GM should set a DC based on the actual complexity of controlling the device as well as any other circumstances that must be overcome (such as the original operator of the device already working the controls).

Thwart Device: Once you understand the device, you may attempt to thwart it. The DC for the attempt is normally 15, although the GM may adjust this. Success does not destroy the device; it merely gives you the information you need to thwart it. For example, you may learn that the death ray gun needs the quartz crystal to operate, but you're going to have to figure out how to pry it out of the gun.

A Superscience check to thwart a device is only necessary if the weakness isn't obvious. For example, if a giant robot is approaching, you don't need a Superscience check to figure out that destroying one of its legs is a good way to stop it.

Special: You can take 10 or 20 when using the Superscience skill. You cannot take 20 if you need to make immediate assessments.

Time: Superscience requires at least a full-round action. The GM may determine that some tasks require several rounds, a few minutes, or longer.

Class Skill: Smart Hero, Field Scientist, Mad Scientist, Paragon, Techie.



Tumble (Dex) Trained Only

New Use:

Swinging: You can swing across an opening by using a rope, vine, bullwhip or other flexible cord. The cord must be affixed to a stationary point above you, preferably in the middle of the opening being crossed (since this is pulp, not a physics course, you can assume that, if you are holding a cord taut, you can swing twice the distance between you and the stationary point).

There are two main problems with swinging. First, there is the danger that you are too heavy for the cord (especially natural vines) or the object to which it is affixed (your climbing rope may be able to handle the weight, but the ceiling fan it is wrapped around may not). You must also be certain that the cord will not unravel from the stationary point while you are swinging across the opening. The GM will decide whether the cord will hold, and you can make a Wisdom check (DC 15) to acquire that information.

Assuming that the cord will hold, you must next make the actual jump. Again, we are using pulp rules, so as long as you can hold on, you should be okay. Make a Strength check (DC 10) using to determine whether you hold onto the cord as you cross. Attaching the cord to your person will prevent you from falling (GM's discretion, based on the length of the cord and other circumstances). A Tumble check (DC 15) is necessary to plant your feet on the other side. If you miss, you may try again, but after a second failure you will be stuck hanging in the middle of the opening.

PULP FEATS

The following are a list of feats suitable for pulp gaming. Some of these feats appear in the Advanced Classes with follow this section.

Feats with an asterisk (*) are core book feats that have been modified for THRILLING TALES.

Ambidexterity

You are equally adept with either hand

Prerequisites: Dex 15+

Normal: Without this feat, characters suffer a -4 penalty to attack rolls, ability checks, and skill checks for using their off-hand

Special: This feat includes the abilities of the feat "Two-weapon Fighting."

Assessment

You're quickly able to size up someone's abilities.

Prerequisites: Wis 13+

Benefit: As a half action, you can choose a target within 30 feet of you. Choose three attributes (three ability scores or three skills) and the GM must tell you the target's ability in each relative to the other two. For example, if you choose Bluff, Hide, and Acrobatics, the GM might tell you "the target is best in Acrobatics, then Hide, then Bluff." You don't know the target's ranks or ratings, only a rough estimate of the target relative ability in the assigned attributes.

Could Have Been A Contender

You took a dive and threw a fight, race, or other sporting event in exchange for a payoff.

Benefit: You get +2 Wealth and -1 Reputation.

Special: Others in the same sport may know that the character took the dive if they succeed on a DC 20 Gather Information check.

Exotic Features

Whether it be your unusual accent, physical features, or inability to recall who won the '28 World Series, you are viewed as a foreigner. Men feel overprotective of you and tend to underestimate you.

Prerequisites: Female only, Cha 13+, can only be taken at 1st level.

Benefit: When dealing with a male PC or NPC, you gain a +2 to Bluff, Diplomacy, Seduction, and Sense Motive checks.

Extensive Library

You have personal access to a large library and a number of related contacts.

Benefit: You gain a +2 to all Gather Information and Research checks.

Gearhead*

Benefit: The character gets a +2 bonus on all Superscience checks and Repair checks.

Special: Remember that the Repair skill can only be used untrained in certain situations.

Gone Native

You've spent so much time in a particular exotic locale that you've started to understand and emulate their ways. This has given you greater expertise in this particular culture, but has a negative impact on those who feel you've turned your back on their ways.

Prerequisite: Speak Language in the culture you're adopting.

Benefit: You gain a +2 to all Diplomacy, Gather Information, and Knowledge checks that involve the culture you've adopted. In addition, you suffer no Attitude penalties that would normally be given to someone from your original culture. Unfortunately, members of your original culture treat you as one Attitude level lower than they normally would.

Improved Critical

You know how to hit where it hurts with an attack.

Prerequisites: Base Attack Bonus 8+

Benefit: Choose an attack. When using that attack, your threat range is doubled; you threaten a critical hit on a roll of 19 or 20.

Special: You can take this feat multiple times. Each time it applies to a different attack.

Infamy

You have a particularly bad reputation. (whether deserved or not)

Benefit: You get a +3 bonus on Charisma-based checks whenever the GM determines that your infamy would be a benefit. However, you suffer a -3 modifier on such checks whenever the GM determines that your infamy would work against you.

Leadership

You're a natural leader, good at coordinating and directing the efforts of others.

Prerequisites: Cha 13+

Benefit: If you direct or lead others in combat (taking a free action each round to do so), everyone on your side gets a +1 bonus on all checks (including initiative). However, if you're incapable of taking a free action on any round, your side loses the bonus until you recover. Characters can only be under the direction of one leader at a time, and may choose to change their leader as a free action. Characters under the influence of a leader must be able to hear and understand that leader's directions.

Looker

You are naturally attractive.

Prerequisites: Can only be taken at 1st level.

Benefit: You get a +3 bonus on Charisma-based checks whenever the GM determines that your attractiveness would be a benefit. However, you suffer a -3 modifier on such checks whenever the GM determines that your beauty would work against you (such as a rival for attention).

Photographic Memory

You have perfect recall of everything you've experienced.

Prerequisites: Int 16+

Benefit: You can recall everything you've seen, read or experienced perfectly. If you forget some detail your character should remember, you can ask the GM to remind you. You get a +2 bonus on any skill rolls for which rote memorization is useful (at the GM's judgment).

Sidekick

You have an assistant, follower or partner of some ability.

Prerequisites: 6th level (total)

Benefit: You have a single NPC follower who helps you out. Your Sidekick's level is determined by a combination of your total level + your Charisma modifier, modified by your abilities as follows:

Renown Feat: +3

Leadership Feat: +1

PC provides room, board, equipment +2

Wealthy (16+ on Wealth): +1

Check your total against the chart on the following page. A sidekick must be at least one level below your own, regardless of the results of

the table. You create your sidekick as a character, subject to your GM's approval. Sidekicks are loyal, perhaps even willing to sacrifice themselves for you. It takes approximately three adventures to replace a lost sidekick (more or less at the GM's discretion).

Special: You can take this feat multiple times. Each time, you acquire an additional sidekick.

Level +Cha Mod (+ modifiers)	Sidekick level
1-2	1st
3	2nd
4-5	3rd
6	4th
7-8	5th
9	6th
10-11	7th
12	8th
13	9th
14-15	10th
16	11th
17-18	12th
19	13th
20	14th
21-22	15th
23	16th
24	17th
25	18th
26+	19th

Sidestep

In combat, you have the ability to anticipate your opponent's moves and move in his wake.

Prerequisites: Dex 13+, Dodge, Mobility

Benefit: When an opponent in an adjacent square takes a single 5-foot step to a square that you do not threaten, you may spend 1 action point to move into the square the opponent just left.

Silver Tongue

You are a skilled negotiator, able to drive hard bargains.

Benefit: You get a +2 bonus on Bargain and Bluff checks.

Stowaway

You are adept at secretly hitching a ride to follow the story. This is useful when the villain is departing in anything larger than a motorcycle--say, a car, train, airplane, submarine, or dirigible, for example.

Prerequisites: 1 rank of Hide and 1 rank of Escape Artist

Benefit: If you are not currently being watched,

make a Hide roll against a DC of 10. If you succeed, you have successfully stowed away somewhere on the villain's vehicle undetected. Failure means your attempt to stow away is noticed by the villain or a henchmen while you were awkwardly trying to hide away, and they have the advantage of Surprise on you. Upon arriving at the destination, make an Escape Artist roll against a DC of 20. Success means you are able to leave the vehicle and get a short distance away undetected. Failure means you are discovered by the villain or a henchmen while disembarking, and they have the advantage of Surprise on you. You may take one ally with you when stowing away, but you must add +5 to the DC for both stowing away, and escaping upon arrival in that case.

Stunt Pilot

You are extremely adept at performing aerial maneuvers.

Prerequisites: Dex 13+, Pilot 6 ranks

Benefit: You can subtract 4 from any DCs necessary to perform aerial stunts.

Trance

You can enter a deep, death-like trance state

Prerequisites: Wis 13+

Benefit: Through breathing and bodily control, you can slip into a trance state nearly indistinguishable from death, for up to a number of hours equal to your Wisdom bonus. It takes a minute of uninterrupted concentration for you to enter the trance. While in the trance you are still aware, but you are immune to suffocation. Poison effects are suspended for the duration of the trance. It requires a Spot check (DC 15+ Wis bonus) to determine that you're not dead.


Unassuming

For some reason, people tend to underestimate you. Reasons could include a thick accent, foreign appearance, profession, shyness, or extreme politeness. As a result, people tend not to question your assertions or motives.

Benefit: You get a +2 to Bluff and Diplomacy checks

CHAPTER FOUR:

ADVANCED CLASSES



On the pages that follow, we present 18 Advanced Classes which represent common archetypes from the pulps, both heroic and villainous.

Gamemasters and players of THRILLING TALES are encouraged to discuss their campaigns in advance of play, to determine the sort of game they wish it to be, and so that the players may choose advanced classes of an appropriate nature. This allows the characters to be tailored directly to the game, and will prevent the Gamemaster from having to contend, for example, with a player bringing a Big Game Hunter into Film Noir-influenced mystery campaign!

The best Basic Classes to choose for rapid advancement to a particular Advanced Class are shown in the previous chapter.

It is recommended that heroic characters in THRILLING TALES campaigns start play at 7th level or above, which should be enough for them to have levels in the Advanced Class of the player's choice.

ADVANCED CLASS:

ACE REPORTER

Penny stared, awed, at the vast fleet of airships hidden within the volcano airbase.

"There's enough firepower here to sink a battleship!" she exclaimed in hushed tones, "Enough to level a small city! I need to take these photos back to the bureau to prove I was right!" She removed the lenscap of her trusty Rolleiflex and lined up the shot. "Pulizter, here I come!" she whispered for luck.

Unfortunately, the flash of the camera caught the attention of a guard.

"Look, up on the parapet! She's back! Get her!"

The Ace Reporter is an archetype of the pulp genre.

Examples include Lois Lane, Polly Perkins, Buzz Benson, Katie Blayne, Ed Lowery, "Daffy" Dill, Claude Burke, and Daisy Dare.

An Ace Reporter is similar to an Investigator, minus all that tedious lab work and research. Instead, the Ace Reporter follows leads, sneaks into

where she shouldn't, and relentlessly follows the story to its conclusion. In the end, she'll alert the authorities and get that headline.

The Ace Reporter can join in any pulp adventure-- whether the other heroes want her there or not.

Part ally and sometimes adversary, the story comes first. Reporters are smart, charismatic, and-- most of all-- lucky. It's a tough world out there, and someone has to get the facts!

The public has a right to know, and if it takes a little breaking-and entering, stowing away, or sabotage, then that's what you'll do. Plus Reporters have

contacts and allies in even the most remote of places, and can get help at the most surprising of times.

While the Ace Reporter is an able hero in her own right, she also works well standing beside other heroes. In fact, Ace Reporters are naturals when forming a team, since they know (or can find out) just about everything



and everyone. And, for younger players, a Junior Reporter is a dandy sidekick with a special trick or two to help pull their own weight.

Ready to solve the world's mysteries, armed only with a pen, a pistol, and the power of the press? Ace Reporter, get that story!

REQUIREMENTS

To qualify to become an Ace Reporter, a character must fulfill the following criteria:

Ability Score: Charisma 13+

Skills: 6 ranks in Gather Information

Feats: Meticulous

CLASS INFORMATION

Hit Die: The Ace Reporter gets 1d8 hit points per level. The character's Constitution modifier applies.

Action Points: The Ace Reporter gains a number of action points equal to 5 + one-half his character's level, rounded down, every time she attains a new level in this class.

EVERY GOOD HERO HAS HIS REPORTER

While Ace Reporters like Daisy Dare (London Sentinel), Joseph "Daffy" Dill and partner Dinah Mason (New York Chronicle), and even Brenda Starr (The Flash) broke stories and fought crime directly, many reporters were an essential part of a Man of Mystery's team.

Ed Lowery (of the Sentinel) provided information to the Green Hornet, Claude Burke (of the Classic) gave scoops to The Shadow, and reporter Steve Huston aided the Phantom. And while Lois Lane usually fed leads to Superman, she's often be in the thick of things to get the resulting story.

Class Skills: The Ace Reporter's class skills are as follows:

Balance (Dex), Bluff (Cha), Craft: Writing (Int), Decipher Script (Int), Diplomacy (Cha), Disguise (Cha), Escape Artist (Dex), Forgery (Int), Gather Information (Cha), Hide (Dex), Knowledge (any) (Int), Listen (Wis), Profession (Wis), Read/Write Language (none), Research (Int), Search (Int), Sense Motive (Wis)

Skill Points at Each Level: 7 + Int Modifier

Class Level	Base Attack Bonus	Fort Save	Ref Save	Will Save	Special	Defense Bonus	Reputation Bonus
1st	+1	+1	+1	+2	Press Pass Expense Account	+1	+1
2nd	+2	+1	+1	+3	Taking Notes	+1	+2
3rd	+2	+2	+2	+3	Well-Travelled, Bonus Feat	+2	+3
4th	+3	+2	+2	+4	Check the Facts	+2	+4
5th	+3	+3	+3	+4	Talent	+3	+4
6th	+4	+3	+3	+5	Bonus Feat	+3	+5
7th	+4	+3	+3	+6	Double-Edged Luck	+4	+5
8th	+5	+4	+4	+6	Talent	+4	+6
9th	+5	+4	+4	+7	Bonus Feat	+5	+6
10th	+6	+5	+5	+7	Live to Tell	+6	+7

CLASS FEATURES

"The freedom of the press is a flaming sword! Use it justly! Hold it high! Guard it well!" Steve Wilson, heroic newsman, 'Big Town' [1937-1951]

Press Pass: Even a starting Reporter is known by the paper they work for. Your Press Pass immediately identifies you as a Reporter, therefore your Press Pass lets you automatically pass the Recognition Check as a 'Reporter' (and thus incur either the +4 bonus or -4 penalty, depending on their bias towards reporters, for Bluff, Diplomacy, Gather Information, Intimidate and Perform.) Note that, if you want to use your personal reputation and Name, you must do a Reputation Check as usual-- this only identifies you as 'a member of the Press'.

Expense Account: Upon becoming a Reporter, you are given additional support when working on a story. You may temporarily gain a Wealth Bonus equal to your level as an Ace Reporter for any rental or service needed to advance the article you're working on. You have to be able to contact your editor (by phone, telegram, or in person) to use this.

Note this allows rental (not purchase) of items such as formal wear as well as cash to cover a bribe, bail, travel bill, or hotel stay necessary for your story. The GM serves as your 'editor' in deciding if it's truly an article-related expense. You can only use this ability once per day, and can only use it for a number of times equal to your Ace Reporter level, after which you must file the story with your editor before another Expense Account is drawn up for you.

Taking Notes: Ace Reporters of level 2 or higher know how to report on a fight-- even if they're in it. At the start of any fight where you are not



personally under immediate attack, you can declare you are simply staying put and Taking Notes. While you write, the fight will continue-- but anyone who wants to attack you has to make a Will check at a DC of 25 or else find someone else to attack, until all other opponents are eliminated. Mind you, if you're the last of the good side still standing, you'll definitely have to put down that pencil. You, of course, can take no other action than 'take notes' during the fight.

Well-Traveled: Ace Reporters are simply full of worldly experience. By 3rd level and beyond, when choosing a new feat, you can choose to pick up one bonus feat from a different class that you have previously adventured with (so long as you meet the other prerequisites).

Bonus Feat: At 3rd, 6th and 9th level, an Ace Reporter can choose a Bonus Feat. The 'Well-Traveled' ability allows them to choose any feat available to a different class (as described above),

and in addition, the bonus feats available to an Ace Report are (new feats in italics): Alertness, Attentive, Confident, Creative, Deceptive, Dodge, Educated, Low Profile, Meticulous, Reknown, Stealthy, *Stowaway*, Studious, Trustworthy.

Check the Facts: By level 4 and later, Ace Reporters are experts at piecing together the facts of a story-- and are unafraid of interviewing antagonists directly. By Checking the Facts, you can induce opponents into boasting by stating your current theory about what is happening.

The villain must make a Will saving throw at a DC of 10 + Ace Reporter's class level + Ace Reporter's Charisma modifier. If they fail the save, they must either confirm your theory, or state at which point your theory breaks down. They need only state where your theory errs (if at all), and do not have to give you further information, but they must be truthful. And if you're fortunate, the villain may be prone to monologuing at length once they get going. This talent may only be used once per villain in any given adventure.

Talent: Ace Reporters gain a new talent at 5th and 8th level. Reporters have access to the Fast Talk, Charm, and Favor talents, as per the Charismatic hero Talent Tree. They have access to the Empathy and Intuition talents, as per the Dedicated hero Talent Tree. They may also choose their own Talent, Find a Lead:

Find a Lead

Prerequisites: Wis 13+

If you make a successful Search check against a DC of 15, you can figure out where a recently departed person headed to next, based on the trivial evidence you 'just found' at the scene-- a ticket stub, a matchbook cover, or other bit of detritious. This temporary lead only shows their immediate next destination, not necessarily where they ultimately will head or where they are now, so act on it quickly. Note that, unlike an ordinary Search, you aren't specifying the area you are searching, but merely your intent to Find a Lead. You cannot take 10 or take 20 to Find a Lead. If you lose track of the subject, the trail is



cold and you cannot Find a Lead further until you again encounter the person.

Double-edged Luck: At level 7 and afterwards, an Ace Reporter can, once per adventure, reroll one failed check, but you must jeopardize your story in the process. Typical downsides include losing your notes, having your film confiscated, leaving the lenscap on for the crucial evidence, or other story-breaking mishaps. The player can suggest the penalty; the GM ultimately decides.

Live to Tell: By level 10, it's nearly impossible to stop an Ace Reporter from getting their story. If you have all the facts but have just been 'killed' in an encounter, all is not lost. Make a Charisma check against a DC of 25. If you succeed, you are presumed to have narrowly escaped death and were rescued by a kindly local, and nursed back to health. You can file your story from your bedside, but you have to skip the next adventure while you recover your health.

ADVANCED CLASS:

AIR ACE

The engine screamed as “Barnstormer” Burton pushed the plane into a power dive. At these speeds, the wings of a lesser aircraft would have been torn off, sending the pilot to his doom, but Burton was confident that his custom work on the Silver Swan would hold up--at least long enough to ditch the two Air Pirates who were currently roaring after him, weapons blazing.

At the last possible second, Burton pulled back hard on the control stick, and the Silver Swan leapt skyward again, at a nearly impossible angle. As he spiralled the plane into a tight barrel roll, Burton heard the explosions as the vile Air Pirates tried and failed to match the maneuver.

The Air Ace is an archetype of the pulp genre. Examples include G-8 and his Battle Aces, Dusty Ayres, Bill Barnes, and the hero of the recent film *Sky Captain & The World of Tomorrow*.

The 1930s, the heyday of the pulp magazines, was a time of extreme enthusiasm about aviation--travelling by air had not yet become commonplace, and was seen during the Depression as a romantic escape from earthbound problems. The pilot was

seen as a dashing heroic figure, and the pulps provided many such heroes to thrill readers.

Many of the air heroes of the pulps were World War I flying aces, fighting against the Germans in what at the time was known as “the Great War.” The stories weren’t limited to simple adventure tales of the air war, however--the most popular of the air hero pulps, G-8, featured flying armies of zombies, giant bats, supervillains and more.

The contemporary air heroes flew aircraft at the cutting edge of aviation (and beyond)--in tales that were the period equivalent of near-future Science Fiction.

Air Aces are the daredevil defenders of the skies, and their adventures should focus on aviation-based threats and far-flung travel--everything from dogfights with air pirates to infiltrating the flying fortress of a world-conquering madman



REQUIREMENTS

To qualify to become an Air Ace, a character must fulfill the following

criteria:

Base Attack Bonus: +2

Skills: Craft (mechanical) 6 ranks, Pilot 6 ranks

Feats: Aircraft Operation

CLASS INFORMATION

Hit Die: The Air Ace gains 1d10 hit points per level. The character's Constitution modifier applies.

Action Points: The Air Ace gains a number of action points equal to 6 + one-half his character level, rounded down, every time he attains a new level in this class.

Class Skills: The Air Ace's class skills are as follows: Balance (Dex), Climb (Str), Concentration (Con), Craft(mechanical)(Int), Drive (Dex), Knowledge (Physical Sciences, Tactics, Technology) (Int), Listen (Wis), Move Silently (Dex), Navigate (Int), Pilot (Dex), Read/Write Language (none), Repair (Int), Research (Int), Search (Int), Speak Language (none), Spot (Wis).

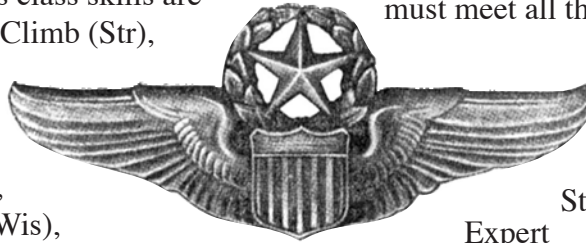
Skill Points at Each Level: 5 + Int Modifier

CLASS FEATURES

The following features pertain to the Air Ace advanced class.

Favored Aircraft: At 1st, 3rd, 5th and 8th level, the Air Ace can designate a particular model of aircraft as a favored aircraft, gaining a +2 bonus to Craft (Mechanical), Knowledge, Pilot and Repair checks involving that model. At the players discretion, with the GM's approval, additional Favored Aircraft slots can be spent on an existing model, increasing the bonus by a further +2 per slot.

Bonus Feat: At 1st, 4th, 7th and 9th level, the Air Ace gets a bonus feat. The bonus feat must be selected from the following list, and the Air Ace must meet all the prerequisites of the feat .



Builder, Cautious, Dead Aim, Far Shot, Focused, Gearhead, Heroic Surge, Improved Initiative, Lightning Reflexes, Strafe, Vehicle Dodge, Vehicle

Expert

Elbow Grease: Starting at 2nd level, the Air Ace gains a +2 competence bonus to Craft (Mechanical) and Repair checks. This bonus increases to +4 at 4th level, and +6 at 7th level. This bonus is in addition to any bonuses due to Favored Aircraft status.

Soup Her Up: Starting at 5th level, any individual aircraft that the Air Ace has designated as a Favored Aircraft, and that he works on or flies at least once per week, increases all of its traits by 25% (For example, a plane with a top speed of 200 mph would now have a top speed of 250mph). At

Class Level	Base Attack Bonus	Fort Save	Ref Save	Will Save	Special	Defense Bonus	Reputation Bonus
1st	+1	+0	+2	+0	Favored Aircraft, Bonus Feat	+1	+1
2nd	+2	+0	+3	+1	Elbow Grease +2,	+1	+1
3rd	+2	+1	+3	+2	2nd Favored Aircraft	+2	+1
4th	+3	+1	+4	+2	Elbow Grease +4, Bonus Feat	+2	+2
5th	+3	+2	+4	+3	Soup Her Up (25%) 3rd Favored Aircraft	+3	+2
6th	+4	+2	+5	+3	Signature Aircraft	+3	+2
7th	+4	+3	+5	+4	Bonus Feat, Elbow Grease +6	+4	+3
8th	+5	+3	+6	+4	4th Favored Aircraft	+4	+3
9th	+6	+4	+6	+5	Bonus Feat, Soup Her Up (50%)	+5	+3
10th	+7	+4	+7	+5	"That's Impossible!"	+5	+4

9th level, this bonus rises to a 50% increase to all of the aircraft's traits. This bonus applies to all traits, regardless of what particular d20 vehicle rules system you're using.

Signature Aircraft: At 6th level, the Air Ace gains a Signature Aircraft--the one aircraft most associated with the hero. This must be a single aircraft of a type already designated as a Favored Aircraft. The aircraft counts as a Mastercraft item, offering a +3 bonus to use. (In addition to the bonuses due to Favored status).

In addition, the aircraft itself becomes an NPC, with the "Signature Aircraft" NPC class (**Sig**), and is capable of gaining feats (see below)--from that point onward, it draws 10% of the Air Ace's experience as its own.

As the aircraft gains levels, it gains bonuses to Defense and Base Attack Bonus(note that these bonuses are not cumulative).At 1st, 2nd, 4th, 6th, 8th and 10th level, a feat may be chosen for the aircraft, which can be used in the same manner as if it were a character.

SIGNATURE AIRCRAFT			
Level	Defense Bonus	Base Attack Bonus	Special
1	+1	-	Bonus Feat
2	+1	+1	Bonus Feat
3	+2	+2	
4	+2	+3	Bonus Feat
5	+3	+4	
6	+3	+5	Bonus Feat
7	+4	+6	
8	+4	+7	Bonus Feat
9	+5	+8	
10	+5	+9	Bonus Feat

The Bonus feats for a Signature Aircraft must be taken from the following list, and are able to be used by the aircraft in the manner described:

Alertness: Gives the bonus to PCs using the aircraft's radar, etc.

Burst Fire: The aircraft's weapons are capable of Burst Fire.

Dead Aim: The aircraft's targeting system give a bonus while aiming.

Dodge: The aircraft is capable of dodging, even if the pilot does not possess the Vehicle Dodge feat.

Elusive Target: In a fight with multiple opponents, the aircraft is hard to hit due to its maneuverability.

Far Shot: The aircraft's weapons have greater range.

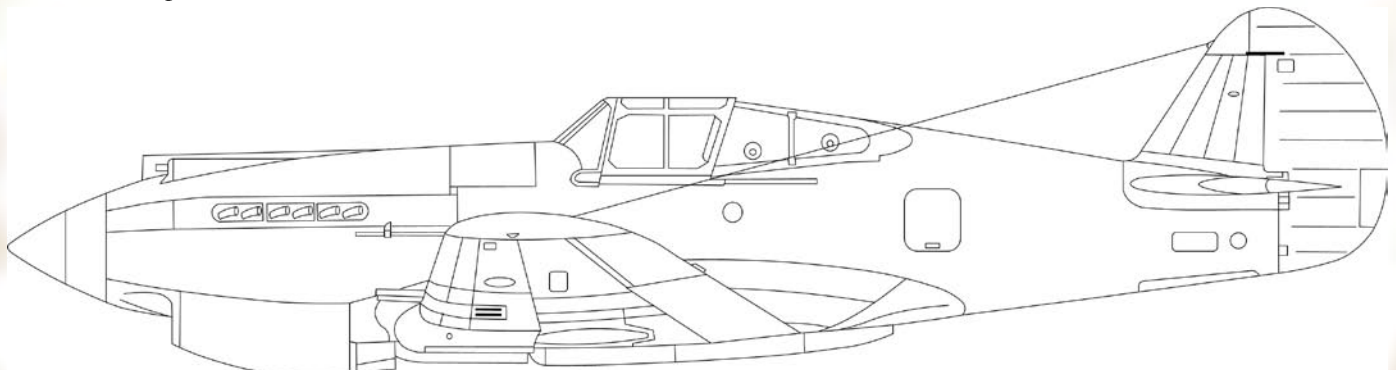
Frightful Presence: The aircraft is infamous, striking fear into the hearts of enemies.


Improved Initiative: The aircraft's speed and maneuverability bestow a bonus to the pilot's initiative roll.

Lightning Reflexes: The aircraft offers a +2 bonus on Reflex saves

Strafe: The aircraft's weapons are capable of strafing fire.

Toughness: The aircraft gains a +3 bonus to hit points (or the equivalent, depending on the d20 vehicle rules used). This can be taken multiple times.





A Signature Aircraft that comes under the control of someone other than the Air Ace will retain the benefits of the NPC class, as long as the new owners maintain the title of 10% of their experience awards.

“That’s Impossible!”: At 10th level, the Air Ace gains the final class ability--once per game session while piloting an aircraft, the Air Ace can force it to utterly defy physics for one maneuver. A helicopter can be made to vertically loop, a airplane can come to a complete stop or suddenly fly backwards, etc. The effect of this action upon movement, combat, or chases are determined by the Gamemaster, in accordance with the particular d20 vehicle rules being used.

BIG GAME HUNTER

Jeremiah Cole was a very ambitious man and he wasn't about to let some jungle savage ruin his diamond mining operation. That's why he called me in.

Normally, I don't hunt intelligent prey. Closest I came was a giant albino gorilla a few months back, and I still bear a scar across my cheek from a flint knife it fashioned. Heck, I've hunted quite a few exotic animals in my time, usually accompanied by some egghead or archaeologist searching for lost civilizations or hidden treasure. I enjoy the hunt, but I never considered myself a hit man.

Mr. Cole wouldn't take "no" for an answer. He just kept upping the fee until he found my price. So here I am, in the heart of some African jungle, waiting for the jungle protector who was upset at Mr. Cole's treatment of the natives. I don't do politics.

I sat outside one of the newer mines as Mr. Cole's associates kept the natives


moving. I remained in the bushes, keeping an eye on the mine. I didn't have to wait long. The ground shook as a small herd of elephants stampeded near the mine, overturning the trucks and smashing equipment. Everybody scattered. I stayed put, readying my rifle. My patience paid off, for the one who sent the elephants soon swung into view. My jaw dropped.

I don't know what I was expecting. Mr. Cole had been very vague on details, and now I know why. I was expecting a native warrior, or maybe a colonial who'd gone native. Instead, I was staring at the most stunning woman I'd ever seen, dressed in animal skins that left little to the imagination.

Still, a job's a job, and I regretted having to pull the trigger.

The Big Game Hunter is an archetype of the Pulp genre. He travels to untamed forests and jungles around the world, searching for exotic trophies.

The Big Game Hunter often doubles as a guide, leading Celebrities, Field Scientists, and Fortune Hunters through thick jungles. In the Pulp, he is often the strong man



that accompanies the main hero.

The Big Game Hunter is also often a villain. He is a poacher, disregarding local laws and ignoring local traditions in search of his prey. In this role he represents the unwanted “colonial” interests that pillage the land. This makes him a frequent enemy of the Noble Savage.

REQUIREMENTS

To qualify to become a Big Game Hunter, a character must fulfill the following criteria:

Base Attack Bonus: +3

Skills: Navigate (6 ranks), Spot (6 ranks)

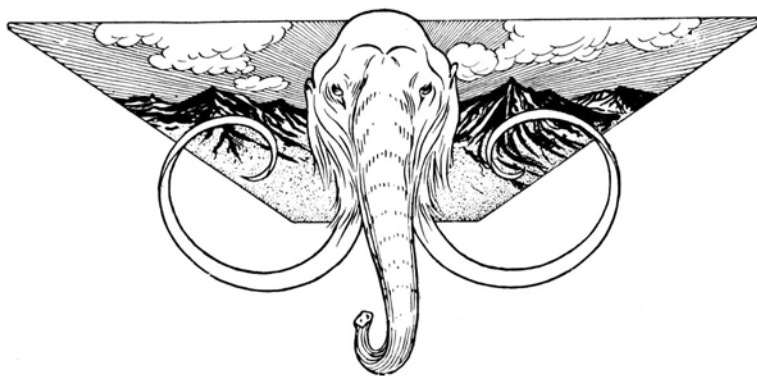
Feats: Archaic Weapons Proficiency or Personal Firearms Proficiency, Track

CLASS INFORMATION

Hit Die: The Big Game Hunter gains 1d10 hit points per level. The character’s Constitution modifier applies.

Action Points: The Big Game Hunter gains a number of action points equal to 6 + one-half his character level, rounded down, every time she achieves a new level in this class.

Class Skills: The Big Game Hunter’s class skills are as follows: Climb (Str), Concentration (Con), Demolitions (Int), Drive (Dex), Handle Animal (Cha), Hide (Dex), Intimidate (Cha), Jump (Str), Knowledge (earth and life sciences) (Int), Listen



Class Level	Base Attack Bonus	Fort Save	Ref Save	Will Save	Special	Defense Bonus	Reputation Bonus
1st	+1	+1	+2	+0	Ranged Weapon Focus, Swift Track	+1	+1
2nd	+2	+2	+2	+0	Henchman, Marksman	+1	+1
3rd	+3	+2	+3	+1	Bonus Feat	+2	+1
4th	+3	+2	+3	+1	Camouflage	+2	+2
5th	+4	+3	+4	+1	Henchman, Ranged Weapon Specialization	+3	+2
6th	+5	+3	+4	+2	Bonus Feat, Spot Prey	+3	+2
7th	+6	+4	+5	+2	Improved Critical	+4	+3
8th	+6	+4	+5	+2	Henchman	+4	+3
9th	+7	+4	+6	+3	Bonus Feat	+5	+3
10th	+8	+5	+6	+3	One Shot, One Kill	+5	+4

(Wis), Move Silently (Dex), Navigate (Int), Profession (Wis), Read/Write Language, Ride (Dex), Speak Language, Spot (Wis), Survival (Wis), Swim (Str), Treat Injury (Wis), Tumble (Dex).

Skill Points at Each Level: 5 + Int Modifier

CLASS FEATURES

The following features pertain to the Big Game Hunter advanced class.

Ranged Weapon Focus: At 1st level, a Big Game Hunter gains the Weapon Focus class feature, providing the benefit of the feat with the same name. The Big Game Hunter chooses a specific ranged weapon. While Big Game Hunters usually choose a rifle, there are Big Game Hunters who prefer the elegance of a bow, crossbow, or spear. The Big Game Hunter must be proficient with the chosen weapon. The Big Game Hunter adds +1 to all attack rolls made using the selected weapon.

Swift Track: At 1st level, the Big Game Hunter may move at normal speed while using Track without taking the -5 penalty.

Henchman: At 2nd, 5th, and 8th level, the Big Game Hunter receives a loyal henchman who travels with him on his hunts. This henchman is an Ordinary of at least three levels lower than the Big Game Hunter. The Henchman is a full-fledged NPC, which could be developed jointly with the Player and Gamemaster. Unlike other hired help, the Henchman is unflinchingly loyal to the Big Game Hunter.

Marksman: The Big Game Hunter is an expert shot. At 2nd level he gains the Far Shot feat for free, or the Dead Aim feat if he already possesses the Far Shot feat.

Bonus Feat: At 3rd, 6th and 9th level, the Big Game Hunter gets a bonus feat, which must be taken from the following list. New feats appear in italics, and are described at the end of this document.

Alertness, Athletic, Brawl, Cautious, Dead Aim, Dodge, Drive-By Attack, Endurance, *Gone Native*, Great Fortitude, Guide, Improved Brawl, Improved Initiative, Lightning Reflexes, Mobility, Point Blank Shot, Precise Shot, Quick Reload, Run, Shot on the Run, Stealthy, Surface Vehicle Operation, Weapon Focus.

Camouflage: The Big Game Hunter is first and foremost a hunter. At 4th level he knows how to use his natural surroundings to his advantage while laying in wait for a target. When a Big Game Hunter has had a few minutes to conceal himself, characters attempting to target him have a 50% miss chance.

Spot Prey: The Big Game Hunter can spot prey even in hiding. Whenever the Big Game Hunter's target is concealed, the Big Game Hunter subtracts 20% from the miss chance before rolling. By spending an action point, the Big Game Hunter can eliminate the miss chance altogether.

Ranged Weapon Specialization: At 5th level, a Big Game Hunter gains weapon specialization with a specific ranged weapon that he has applied to the Weapon Focus feat or class feature. The Big Game Hunter gets a +2 bonus on damage rolls with the chosen weapon.

Improved Critical: At 7th level, the Big Game Hunter may improve the critical threat range of the weapon he chose for Ranged Weapon Specialization by one.

One Shot, One Kill: At 10th level, the Big Game Hunter has honed the ability to take down his prey in a single shot. All threats made with the weapon chosen for Ranged Weapon Specialization is automatically considered a critical hit.

ADVANCED CLASS:

BOXER

The four thugs didn't know what they were doing when they stepped in front of Bill McGraw.

They might have been tough guys in Panama City, but Iron Jaw McGraw had been beating punks like them in rings and alleys for years. McGraw had battled for years in boxing matches from New York to New Orleans and up the Pacific coast from Tijuana to Skagway. He had fought in lighted rings, vacant sandlots, and on the decks of ships at sea.

As the thugs closed around him, McGraw cocked his ham-sized fists and said, "Boys, I don't know what the Jaguar said before sending you out against me, but you're now about to receive a lesson in the fighting arts."

The Boxer is a student of the pugilistic arts, the dominate western style of unarmed combat. A Boxer is dedicated to improving his fighting ability, style, and technique. A Boxer might be working as a dockworker or cab driver or enforcer while working toward his next fight. Police officers,

soldiers, sailors and others might be amateur boxers.

Boxing was a growing and popular sport during the Pulp era, and although most sporting contests were conducted with gloves under the official



Queensberry rules, many organized bareknuckled fights still took place. Many Pulp characters were skilled boxers. Robert E. Howard was a boxer himself and wrote stories about pugilistic heroes such as Dennis Dorgan, Kirby Karnes, and Mike Brennon.

Select this advanced class if you want your character to become an unarmed combatant in the classic western

style.

The fastest path into this advanced class is from the Strong hero basic class, though other paths are possible.

REQUIREMENTS

To qualify to become a Boxer, a character must fulfill the following criteria:

Base Attack Bonus: +3

Skill: Bluff 3 ranks

Feats: Combat Martial Arts, Dodge

CLASS INFORMATION

Hit Die: The Boxer gains 1d12 hit points per level. The character's Constitution modifier applies.

Action Points: The Boxer gains a number of action points equal to 6 + one-half his character level, rounded down, every time he attains a new level in this class.

Class Skills: The Boxer's class skills are as follows.

Bluff (Cha), Concentration (Wis), Intimidate (Cha), Knowledge (current events, popular culture, streetwise) (Int), Profession, Read/Write Language, Sense Motive (Wis), Speak Language, Treat Injury.

Skill Points at Each Level: 3 + Int modifier

CLASS FEATURES

The following features pertain to the Boxer advanced class.

Ring Warrior:

At 1st, 3d, 5th, 7th, and 9th level, a Boxer receives a +1 melee attack modifier when making unarmed strikes. The modifier is cumulative, topping out at a total of +5 at 9th level.

Hammerhand:

At 1st, 4th, and 8th level, a Boxer's blows increase in power, dealing more damage with unarmed strikes.

At 1st level, he deals 1d6 points of damage with an unarmed strike. At 4th level, damage increases to 1d8. At 8th level, it increases to 1d10. This feature stacks with similar features and feats that increase melee damage. Damage increases as follows: 1d6, 1d8, 1d10, 1d12, 2d6, 2d8, 3d6, 2d10.

Bonus Feat:

At 2d, 5th, 7th, and 10th level, the Boxer gets a bonus feat. The bonus feat must be selected from

Class Level	Base Attack Bonus	Fort Save	Ref Save	Will Save	Special	Defense Bonus	Reputation Bonus
1st	+0	+2	+0	+0	Ring Warrior +1, Hammerhand 1d6	+1	+0
2nd	+1	+3	+0	+0	Bonus feat	+2	+0
3rd	+1	+3	+1	+1	Ring Warrior +2, Born Under the Punches	+2	+1
4th	+2	+4	+1	+1	Fight Club, Hammerhand 1d8	+3	+1
5th	+2	+4	+1	+1	Ring Warrior +3, Bonus feat	+3	+1
6th	+3	+5	+2	+2	Second Wind	+3	+2
7th	+3	+5	+2	+2	Ring Warrior +4, Bonus feat	+4	+2
8th	+4	+6	+2	+2	Flurry of Blows, Hammerhand 1d10	+4	+2
9th	+4	+6	+3	+3	Ring Warrior +5	+5	+3
10th	+5	+7	+3	+3	Bonus feat	+5	+3

the following list, and the Boxer must meet all of the prerequisites of the feat to select it.

Advanced Combat Martial Arts, Agile Riposte, Brawl, Combat Reflexes, **Could Have Been A Contender**, Great Fortitude, Improved Brawl, Improved Combat Martial Arts, Improved Damaged Threshold, Improved Feint, Improved Knockout Punch, Knockout Punch, Mobility, Power Attack, Renown, **Sidestep**, Streetfighting, Toughness, Weapon Focus (unarmed strike).

New feats are listed in bold, and are described in the previous Chapter.

Born Under the Punches:

Beginning at 3d level, a Boxer gains a number of hit points equal to his Boxer level. Thereafter, the hero gains +1 hit point with each level of Boxer he gains.

Fight Club:

Beginning at 4th level, a Boxer is able to build upon her connections among boxers and fight promoters and receives a +2 modifier on Gather Information checks when seeking information on other boxers or promoters or when looking for a fight.

Second Wind:

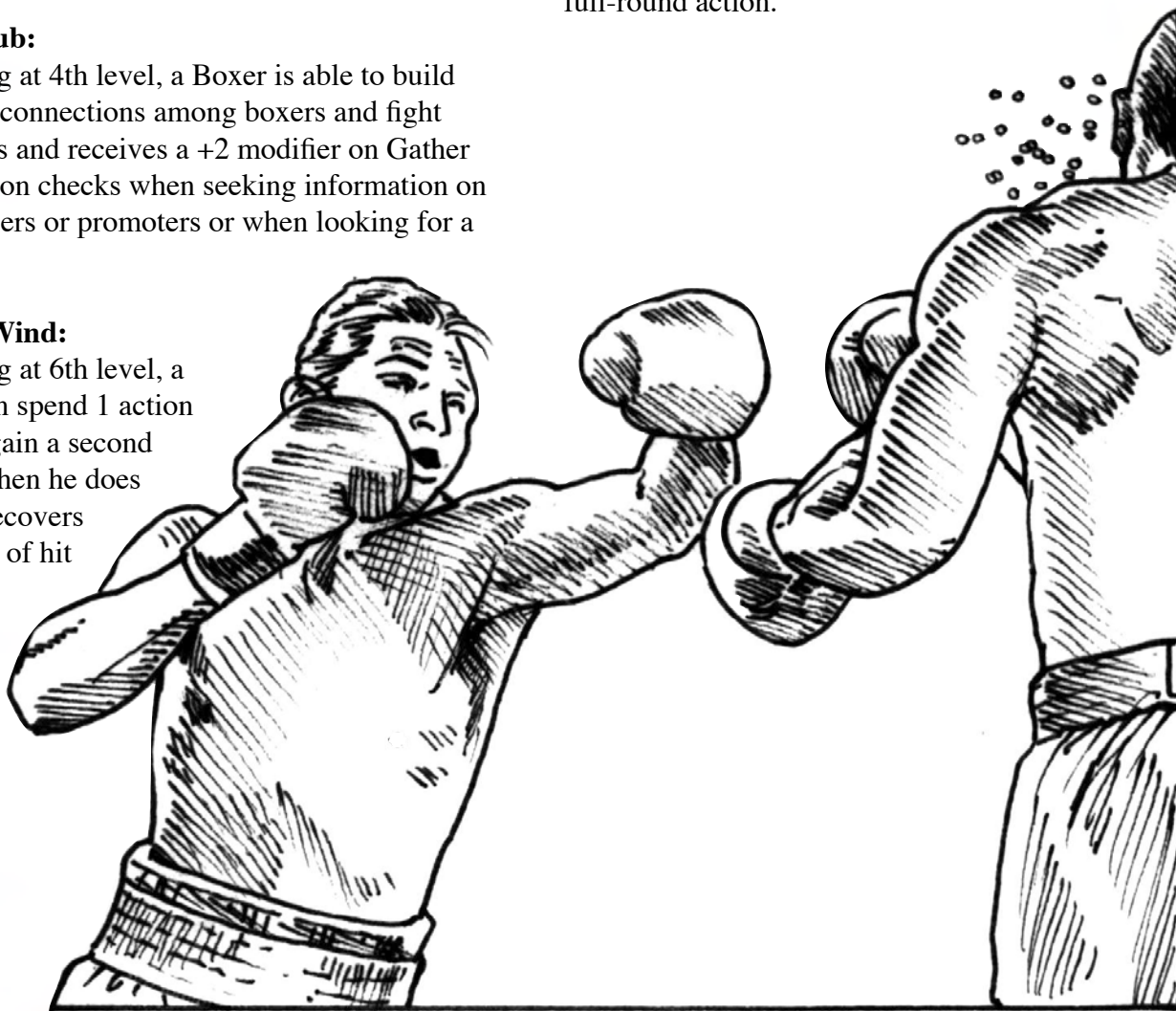
Beginning at 6th level, a Boxer can spend 1 action point to gain a second wind. When he does this, he recovers a number of hit

points equal to his Boxer level plus his Constitution modifier.

This ability does not increase the Boxer's hit points beyond the character's full normal total. For example, a 7th level Boxer with a Constitution bonus of +3 and this ability can recover 10 hit points by spending one action point - but only if his current hit point total is 10 or more lower than his full normal total.

Flurry of Blows:

At 8th level, a Boxer gains the ability to strike with a flurry of blows at the expense of accuracy. The Boxer must be unarmored to use this ability, and she must make unarmed strikes to gain the benefit. With a flurry of blows, the Boxer may make one extra attack in a round at her highest base attack bonus. This attack and each other attack made in the round take a -2 penalty. Using this ability is a full-round action.



ADVANCED CLASS:

FEMME FATALE

So there I was, scouting out the Chinese countryside in my trusty P-40, looking for a Communist airfield. It still feels queer playing a mercenary; it wasn't that long ago I was a stunt pilot in a flying circus. Thanks to the Depression, I was out of job when beer became legal. I spent a long time feeling sorry for myself when an old buddy of mine from the Great War said that the Chinese Nationals were looking for some American pilots to help them root out the Communists. Feels good to be in the air again.

The clouds were low as I flew over a number of abandoned farms. The absence of people was a good sign that there was some military activity nearby. I also noticed that the fields were no longer producing crops and the telltale signs of wheel ruts in the ground told me everything I needed. I bet some of the new-looking barns housed airplanes. Jackpot.

I was about to head back when a plane dropped out of the clouds above me. I didn't recognize the model but I was pretty sure it was Russian. I pulled back on the stick and headed into the clouds myself as bullets sprayed past me. I didn't want to stay in the clouds

long, so once I felt I put some distance between me and the airfield I dropped down. I breathed a sigh of relief as I headed back to base.

That's when the plane dropped down behind me. I didn't have a chance as the bullets ripped through

my tail and I heard my engine stall. I was going to have to bail. As I prepared to eject myself, the plane pulled alongside me. The pilot removed hat and goggles and I was staring at the most stunningly gorgeous woman I'd ever seen. I'd bet my life it was Brigid Brophy, the Huntress...another mercenary pilot. She blew me a kiss before rolling away, leaving me to my fate. It's funny. I've heard plenty of stories about her ruthlessness and skill, but as I jumped, I found myself wishing I'd see her again.



The Femme Fatale is an archetype of the Pulp genre. From the Nazi Temptress to the Amazon Queen, these women pursue evil goals while stealing the hearts of heroes. Examples include Catwoman, Sala (from *the Phantom*), and Dr. Elsa Schneider (from *Indiana Jones and the Last Crusade*).

The Femme Fatale of the pulps is a strong-willed, confident woman who is beautiful and deadly. She

is the antithesis of the docile wife and mother. Femmes Fatales crave excitement and adventure, and have often been wronged at some point in the past. It is this injustice that drives their cravings.

There are many types of Femme Fatale. Some are merely hedonistic mercenaries, more playful than destructive. Some are true master criminals, engaging in insidious plots alongside Mad Scientists and Masterminds. Finally, some Femmes Fatales are rulers of an exotic or alien locale.

Most of the Femme Fatale's abilities have no effect on characters not normally attracted to her (mainly other women). While this is potentially a fatal flaw, it fits in perfectly with the pulp genre. While the Femme Fatale is a master at manipulating men, women generally see right through them. Whether these women can convince their male allies otherwise is another matter!

Throughout this work, Femmes Fatales are considered to be female and the targets of their class abilities are considered to be men. This is intended to reflect the Pulp genre, and the GM should feel free to modify the information for particular circumstances in his or her campaign.

REQUIREMENTS

To qualify to become a Femme Fatale, a character must fulfill the following criteria:

Attribute: Cha 15

Skills: Bluff (6 ranks), Diplomacy (6 ranks)

Feat: Iron Will

CLASS INFORMATION

Hit Die: The Femme Fatale gains 1d8 hit points per level. The character's Constitution modifier applies.

Action Points: The Femme Fatale gains a number of action points equal to 6 + one-half her character level, rounded down, every time she achieves a new level in this class.

Class Skills: The Femme Fatale's class skills are as follows: Balance (Dex), Bluff (Cha), Concentration (Con), Diplomacy (Cha), Disguise (Cha), Gather Information (Cha), Intimidate (Cha), Knowledge (behavioral sciences, current events, popular culture, streetwise) (Int), Perform (any) (Cha), Profession (Wis), Read/Write Language, Sense Motive (Wis), Speak Language, Tumble (Dex).

Skill Points at Each Level: 6 + Int Modifier

Class Level	Base Attack Bonus	Fort Save	Ref Save	Will Save	Special	Defense Bonus	Reputation Bonus
1st	0	+0	+1	+2	Lollapalooza, Minions	+1	+0
2nd	+1	+0	+1	+3	Discern Lie, Tough Cookie	+1	+0
3rd	+1	+1	+2	+3	Bonus Feat	+2	+1
4th	+2	+1	+2	+4	Easy Mark	+2	+1
5th	+2	+2	+3	+4	Sob Story, Tough Cookie	+3	+1
6th	+3	+2	+3	+5	Bonus Feat	+3	+2
7th	+3	+3	+3	+5	Green-Eyed Monster	+4	+2
8th	+4	+3	+4	+6	Sow Distrust, Tough Cookie	+4	+2
9th	+4	+4	+4	+6	Bonus Feat	+5	+3
10th	+5	+4	+5	+7	Dying Save	+5	+3

CLASS FEATURES

The following features pertain to the Femme Fatale advanced class.

Lollapalooza: The Femme Fatale has an exotic, sensual, and powerful aura about her. She exudes cool beauty and self-confidence. Her smile makes men melt and she gets a bonus on all Charisma-based skill checks made to influence members of anyone who would be naturally attracted to her. She also receives this bonus as a defense when someone tries to Sense Motive on her. The bonus is equal to the character's Femme Fatale level. This ability stacks with the Charismatic Hero's Talent Tree.

In addition, the Femme Fatale can use her charms to Intimidate targets into doing something they would not normally do (offer information, romantic favors, etc). This is handled as a normal Intimidate check, but only against characters that would find the Femme Fatale attractive. The Femme Fatale may add her Exotic Features bonus to this check.

It should be noted that this ability affects (usually) male PCs as well as NPCs.

Minions: The Femme Fatale has loyal subordinates who follow her orders. The number of minions available to the Femme Fatale, and the NPC level of those minions, can be found on the table on the following page. Note that these could appear as either traditional subordinates who follow the Femme Fatale's orders, or they might also appear as NPCs that she has placed under her influence. The game effect is the same in either case-- they will do as she says, with utter loyalty.

Minions are gained based on the sum of the Femme Fatale's total character level and her Charisma modifier, modified by the factors listed below:

- Renown Feat: +3
- Infamy Feat: +3
- Leadership Feat: +1
- Provides room, board, equipment: +2
- Wealthy (16+ on Wealth): +1
- Rich (21+ on wealth): +2

Femme Fatale's Total Level + Cha mod	Number of Minions, per Minion level					
	1st	2nd	3rd	4th	5th	6th
9 or less	-	-	-	-	-	-
10	5	-	-	-	-	-
11	6	-	-	-	-	-
12	8	-	-	-	-	-
13	10	1	-	-	-	-
14	15	1	-	-	-	-
15	20	2	1	-	-	-
16	25	2	1	-	-	-
17	30	3	1	1	-	-
18	35	3	1	1	-	-
19	40	4	2	1	1	-
20	50	5	3	2	1	-
21	60	6	3	2	1	1
22	75	7	4	2	2	1
23	90	9	5	3	2	1
24	110	11	6	3	2	1
25	135	13	7	4	2	2
26	150	15	8	4	3	2
27	165	17	9	5	3	3
28	180	19	10	5	4	3
29	200	20	11	6	4	4
30	220	22	12	6	5	4
+1	+20	+2	+1	+1/2	+1/2	+1/2

Minions that are lost are replaced with new ones by the next adventure.

Discern Lie: At 2nd level, a Femme Fatale develops the ability to read whether another character is telling the truth. When a successful Sense Motive check (opposed by the higher of either the subject's Bluff check result or DC 10) is made, the Femme Fatale can tell whether the subject is deliberately and knowingly speaking a lie. This ability does not reveal the truth, uncover unintentional inaccuracies, or reveal omissions of information.

The Femme Fatale also receives a bonus equal to her Femme Fatale level when making Sense Motive checks.



Tough Cookie: The Femme Fatale can take care of herself. If she does not already possess it, she receives the Combat Martial Arts feat for free at 2nd level. She may attack with any part of her body and never incurs an off-hand attack penalty. In addition, she may add one-half her Femme Fatale level to her damage total.

The Femme Fatale also gains a new Martial Arts feat at 5th and 8th level. She may choose from the following: Improved Martial Arts, Advanced Martial Arts, Defensive Martial Arts, Combat Throw, Improved Combat Throw, Elusive Target, and Unbalance Opponent.

Bonus Feat: At 3rd, 6th and 9th level, the Femme Fatale gets a bonus feat, which must be taken from the following list. New feats appear in italics, and are described at the end of this document.

Acrobatic, Alertness, Confident, Creative, Deceptive, Dodge, Educated, *Exotic Features*, *Infamy*, *Leadership*, Low Profile, Nimble, Renown, Trustworthy, Windfall.

Easy Mark: At 4th level, the Femme Fatale understands how to use her charms to influence the reactions of men. Whenever she spends an action point to improve Charisma-based skill checks against male PCs and NPCs, she adds an additional 1d6 to the result.

Sob Story: The Femme Fatale has made an art form out of lying to people, especially those who hope to crack through her villainous exterior and reach the lover within. At 5th level, a Femme Fatale develops such a force of personal magnetism that he or she can convince a single target to regard him or her as a trusted friend. (If the target is currently being threatened or attacked by the Femme Fatale or his or her allies, the target has a +5 to his Will save).

The target makes a Will saving throw to avoid being persuaded by the Femme Fatale's words and actions. The DC is 10 + Femme Fatale's class level + Femme Fatale's Charisma bonus.

This ability doesn't enable the Femme Fatale to control the target, but the target perceives the Femme Fatale's words and actions in the most favorable way. The Femme Fatale can try to give the target orders, but he or she must win an opposed Charisma check to convince the target to perform any actions the target wouldn't normally undertake. The target never obeys suicidal or obviously harmful orders, and any act by the Femme Fatale or his or her allies that threatens the target breaks the mood and clears the target's head. Otherwise, a target remains won over for 1 minute per Femme Fatale level.

After the duration expires, the GM determines the reaction and attitude of the target based on what the



Femme Fatale compelled the target to do. This is a Mind-Affecting ability.

Green-Eyed Monster: The Femme Fatale doesn't like competition. When squaring off against a potential female rival, the Femme Fatale becomes more aggressive. She adds +2 to Str, Dex, and Con for a number of levels equal to her Femme Fatale class level when engaged in one on one melee combat with another woman. Due to her single-mindedness, the Femme Fatale is at -2 to her Defense during this period. She gains hit points equal to her new Con modifier and these are the first points she'll lose in combat. Any unused hit points disappear when the ability score increase expires.

Sow Distrust: A Femme Fatale of 8th level or higher can turn one character against another (usually a rival female). The Femme Fatale must spend a full-round action and know the name of the character he

or she is attempting to persuade as well as the name of the character toward whom the target's distrust will be directed. The target must be able to hear and understand the Femme Fatale.

The target makes a Will save. The DC is equal to 10 + Femme Fatale's class level + Femme Fatale's Charisma bonus. If the target fails the save, his or her attitude toward the other designated character worsens by one step: helpful turns to friendly, friendly to indifferent, indifferent to unfriendly, unfriendly to hostile (see the Diplomacy skill). The target makes a Will save whenever the Femme Fatale uses this talent against him or her. As long as the target continues to fail the Will save, the Femme Fatale can continue taking full-round actions to worsen the target's attitude toward a designated character. When the target's attitude drops to hostile, he or she attacks the designated character.

A successful Will save doesn't restore previous attitude shifts, but it does render the target immune for 24 hours to further attempts by the Femme Fatale to sow distrust. The Femme Fatale can't use this talent on his or her allies. This is a Mind-Affecting ability.

Dying Save: At 10th level, once per adventure, the Femme Fatale may sacrifice herself to save another life. A Femme Fatale often uses this ability as an act of redemption, but unrepentant Femme Fatales may still sacrifice themselves to further a cause or save a loved one. Whenever another character is successfully attacked, the Femme Fatale may substitute the target's body with her own. (For example, the Mastermind fires his death ray at the Strong-jawed Hero in what should be a killing blow. He's disappointed to see that the Femme Fatale stepped in the way and took the blast).

Game Masters should allow the Femme Fatale to offer any final words before the result of the Dying Save takes effect.

ADVANCED CLASS:

FORTUNE HUNTER

They said I was crazy. They were wrong.

I'd always maintained that Antarctica was the lost continent of Lemuria, the birthplace of African and Asian civilization. I'd spent hundreds of hours researching every major library in the world, looking for every reference I could find. My colleagues scoffed at me and did everything they could to dissuade others from joining me on the expedition of a lifetime.

Yet here we were, standing at the base of an ancient step pyramid frozen within the ice. After a day of meticulous chipping and melting, I had uncovered a stone block with ancient Dravidian characters on it. What a find! I could hardly contain my enthusiasm as we went to work hollowing out the main entrance. Somewhere deep inside laid a king's treasure. I just knew it.

We broke through the ice wall and made our way inside. The walls were covered in Dravidian characters that had a distinctive Egyptian look to them. Robert and I joked about the chicken or the egg argument. I thought I saw a reference to the goddess Kali and decided to have a closer look. Behind my back, Robert noticed an emerald embedded in the wall and started prying it from the wall. I turned around as I heard a thud and a grunt. Robert was dead, his body pinned against the opposite wall by an ancient spear. Apparently, the gods of this temple wanted to be left undisturbed.

After a brief prayer for Robert, I continued inward. I'd be more careful when I found the treasure.

The Fortune Hunter is an archetype of the Pulp genre. He is the explorer of ancient ruins, searching for treasure, whether for the benefit of society or his own gain. Examples include Allan Quatermain, Indiana Jones, and Lara Croft.

The Fortune Hunter is a researcher, archaeologist, and explorer. He is equally at home in the library or an ancient tomb. He is dedicated to seeking out lost treasures and is willing to do most of the heavy work himself. More so than other Pulp archetypes, the Fortune Hunter is a team player, willing to hire experts to help him uncover lost ruins.

REQUIREMENTS

To qualify to become a Fortune Hunter, a character must fulfill the following criteria:

Attribute: Cha 15

Skills: Decipher Script (6 ranks), Research (6 ranks)


CLASS INFORMATION

Hit Die: The Fortune Hunter gains 1d8 hit points per level. The character's Constitution modifier applies.

Action Points: The Fortune Hunter gains a number of action points equal to 6 + one-half his character level, rounded down, every time she achieves a new level in this class.

Class Skills: The Fortune Hunter's class skills are as follows: Balance (Dex), Climb (Str), Concentration (Con), Decipher Script (Int), Demolitions (Int), Drive (Dex), Gather Information (Cha), Jump (Str), Knowledge (any) (Int), Navigate (Int), Pilot (Dex),

LUK
AGS



Profession (Wis), Read/Write Language, Research (Int), Ride (Dex), Search (Int), Speak Language, Spot (Wis), Tumble (Dex).

Skill Points at Each Level: 6 + Int Modifier

CLASS FEATURES

The following features pertain to the Fortune Hunter advanced class.

Local Contact: Being a scholar and an adventurer, the Fortune Hunter makes acquaintances and friends in useful and exotic places. Fortune hunting is a dangerous business; almost everyone the Fortune Hunter meets will have his own agenda. Local contacts provide the Fortune Hunter with a sense of security, as these contacts will remain loyal to the Fortune Hunter.

Local contacts are ordinary characters. They are hotel managers, museum curators, guides, drivers, pilots, and black marketeers. The Fortune Hunter gains one local contact at each level of this advanced class.

The Fortune Hunter need not designate these Local Contacts in advance. Whenever the Fortune Hunter enters a civilized locale, he may fill a Local Contact slot as the need arises. This slot remains filled until the Fortune Hunter enters a new civilized locale (GM's discretion).

Studious: Even the most adventurous Fortune Hunters are voracious researchers. At 1st Level, the Fortune Hunter gains the Studious Feat for free.

Anticipate Trap: Fortune Hunters have an uncanny knack for anticipating a trap or ambush, often when they are just about to spring it. The Fortune Hunter may make Search checks as if they were Spot checks (a quick scan allows the Fortune Hunter to make a detailed assumption about a trap).


Bonus Feat: At 3rd, 6th and 9th level, the Fortune Hunter gets a bonus feat, which must be taken from the following list. New feats appear in italics, and are described at the end of this document.

Acrobatic, Aircraft Operation, Alertness, Athletic, Attentive, Brawl, Cautious, Combat Martial Arts, Defensive Martial Arts, Educated, Endurance, *Extensive Library*, *Leadership*, Meticulous, Personal Firearms Proficiency, Run, Vehicle Expert.

Ancient Weapons Expert: Having traveled to less civilized and exotic lands, the Fortune Hunter is adept at archaic and exotic fighting styles. This class feature allows the Fortune Hunter to gain either the Archaic Weapons Proficiency or the Exotic Weapons Proficiency.

Puzzle Solving: At 5th level, Fortune Hunters are able to solve difficult riddles and puzzles, sometimes using leaps of logic that defy spectators. If the character is stumped on how to solve an ancient riddle or puzzle, the player may spend an action point to reveal the answer. GMs should take care that this ability is not abused (a suggested limit is that the Fortune Hunter may only use this ability a number of times equal to half his Fortune Hunter level over the course of an adventure).

Information Font. A Fortune Hunter picks up



many odd bits of information during his travels. Upon reaching 7th level, the character may make a special Information Font check with a bonus equal to his level + his Intelligence modifier to see whether he knows some relevant information about local notable people, legendary items, or noteworthy places.

The Fortune Hunter may not take 10 or take 20 on this check; this sort of knowledge is essentially random. The GM will determine the Difficulty Class of the check by referring to the table below.

DC	Type of Knowledge
10	Common, known by at least a substantial minority of the local population.
20	Uncommon but available; known by only a few people in the area.
25	Obscure, known by few, hard to come by.
30	Extremely obscure, known by very few, possibly forgotten by most who once knew it, possibly known only by those who don't understand the significance of the knowledge.

Double-edged Luck: At level 8, a Fortune Hunter can, once per adventure, reroll one failed check, but he must lose something important in the process. This is usually treasure, but other downsides include maps, journals, transportation, and weapons.

Deus ex Machina: At level 10, the Fortune Hunter can snatch victory from the jaws of defeat. By spending an action point, the Fortune Hunter can escape probable death by creating an escape route once per adventure. This escape route can be coincidental, such as a steam ship that just happens to be passing by, or simply convenient, like a column that collapses across a molten stream to provide an exit from a crumbling temple.

Any PCs that are with the Fortune Hunter can also take advantage of the escape route by spending an action point. The fate of NPCs is left up to the GM.

Class Level	Base Attack Bonus	Fort Save	Ref Save	Will Save	Special	Defense Bonus	Reputation Bonus
1st	0	+1	+2	+0	Local Contact, Studios	+1	+1
2nd	+1	+2	+2	+0	Anticipate Trap, Local Contact	+1	+1
3rd	+1	+2	+3	+1	Bonus Feat, Local Contact	+2	+1
4th	+2	+2	+3	+1	Ancient Weapons Expert, Local Contact	+2	+2
5th	+2	+3	+4	+1	Puzzle Solving, Local Contact	+3	+2
6th	+3	+3	+4	+2	Bonus Feat, Local Contact	+3	+2
7th	+3	+4	+5	+2	Information Font, Local Contact	+4	+3
8th	+4	+4	+5	+2	Double-edged Luck, Local Contact	+4	+3
9th	+4	+4	+6	+3	Bonus Feat, Local Contact	+5	+3
10th	+5	+5	+6	+3	Deus Ex Machina, Local Contact	+5	+4

ADVANCED CLASS:

G-MAN

The Chief of Police frantically grabbed for the bullhorn, squinting to block out the flashing red and blue lights that lit up the crime scene like Macy's at Christmas time. Half his precincts were here in full force, and most of the others at half or better. There was a veritable sea of squad cars and paddy wagons surrounding the 5th street library and the psycho holding the entire P.S. 201 class field trip hostage there. He triggered the bullhorn and opened his mouth to speak, when he was interrupted by a nearby shout. "He's going again!"

Everyone who heard quickly dropped behind open squad car doors or dove for cover behind the wagons as the BHUDAA-BHUDAA-BHUDAA of a heavy machine gun roared from the roof of the library. Chunks of concrete and squad cars kicked up into the air as the madman behind the trigger randomly assaulted New York's finest. As the thunder of heavy caliber munitions stopped it was quickly trailed by shaky laughter on the wind. Chief O'Hara sat up and looked around. Twelve hours had passed since they first got word of children held hostage, and no progress had been made.

O'Hara spotted a commotion- two men in hats

and coats were speaking with a number of his officers; when the cops nodded and took off running, O'Hara nearly had a fit. He watched as the officers spoke to others, and could not believe it when shortly the entire line of cars began to pull back. O'Hara stormed over to the strangers, who were heading in his direction.

"What in the name of the Big Apple is going on here?!" he shouted. The two men met his gaze with a coolness that was unsettling. O'Hara nearly jumped out of his skin when a voice from behind him spoke: "I'm what's going on here." The Police Chief spun on his heel and looked up into a pair of blue eyes that made the strangers seem friendly. A hand holding a badge flashed in front of his eyes, and the newcomer said, "Andrew Franklin, Federal Agent. O'Hara, you've done a miserable job containing the situation- this is my crime scene now."



The G-Man, slang for 'Government Man', is a federal agent typically with the F.B.I. In the world of the pulps the G-Man was known by his trench coat and fedora, traveling in packs

and toting Tommy-guns. G-Men were the subject of several entire magazines, and the nation thrilled to their exploits. From breaking up Nazi sympathizers to enforcing Prohibition, the G-Man did whatever his nation called on him to do to keep

her safe on her own shores.

Working for the Government has its perks- the G-Man has an enhanced jurisdiction, granting him powers of law enforcement that typically outstrip those of local cops; he also is generally better equipped with the latest in crime-fighting technology. The G-Man starts off as a part of a unit, learning the ropes. As he proves himself and grows in experience, the G-Man will find himself with more and more responsibility, and given more and more sensitive missions.

It's an unfriendly world out there, and it's only getting worse- your Nation is looking for the best and the brightest to come to her aid- will you heed the call?

REQUIREMENTS

To qualify to become a G-Man a character must fulfill the following criteria:

Ability Score: Int 13 or higher, Cha 11 or higher

Base Attack Bonus: +2

Skills: Speak Language (None) 1 rank, Research (Int) 1 rank

CLASS INFORMATION

Hit Die: The G-Man gains 1d8 hit points per level. The character's Constitution modifier applies.

Action Points: The G-Man gains a number of action points equal to 6 + one-half his character level, rounded down, every time he attains a new level in this class.

Class Skills: The G-Man class skills are as follows: Bluff (Cha), Concentration (Con), Decipher Script (Int), Demolitions (Int), Diplomacy (Cha), Disable Device (Int), Disguise (Cha), Drive (Dex), Forgery (Int), Gather Information (Cha), Hide (Dex), Intimidate (Cha), Investigate (Int), Knowledge (civics) (Int), Listen (Wis), Move Silently (Dex), Profession (Wis), Read/Write Language (None), Repair (Int), Research (Int), Search (Int), Sense Motive (Wis), Speak Language (None), Spot (Wis), Swim (Str), Treat Injury (Wis)

Skill Points at each level: 6 + Int Modifier

Class Level	Base Attack Bonus	Fort Save	Ref Save	Will Save	Special	Defense Bonus	Reputation Bonus
1st	+1	+1	+1	+2	Jurisdiction, Only the Best	+1	+0
2nd	+1	+1	+2	+3	Big Brother	+2	+0
3rd	+2	+2	+2	+4	Bonus Feat	+3	+1
4th	+2	+2	+3	+4	Cross-training	+3	+2
5th	+3	+3	+3	+5	Signature Kit, Team Effort	+4	+3
6th	+3	+3	+4	+5	Bonus Feat, Safehouse	+4	+3
7th	+4	+4	+4	+6	Cross-training	+5	+3
8th	+4	+4	+5	+6	Bonus Feat	+5	+3
9th	+5	+5	+5	+7	Cross-training	+6	+4
10th	+5	+5	+6	+8	Promotion	+6	+5

CLASS FEATURES

The following features pertain to the G-Man advanced class.

Jurisdiction: As a Federal Agent, the G-Man can override local law enforcement, command rescue personnel (such as firemen) and generally get his way. Starting at 1st level, by showing ID (flashing his badge) and declaring "Federal Agent!", the G-Man gets a +2 bonus to either Intimidate or Bluff. If successful he will get the cooperation of the citizen or law enforcement in question. When in a crisis situation (such as a hostage situation or train wreck) he receives a bonus equal to half his G-Man level, stacked with the normal +2.

Only the best: The Government has access to the latest high-tech equipment, and the G-Man benefits from that. Starting at 1st level he adds his Advance Class level to his Wealth bonus when determining if an item is available for a mission. His Wealth bonus does not lower, even if he would normally reduce his Wealth bonus because of this purchase. If the G-Man does not return the equipment after the mission, his Wealth bonus does lower by 1.

Big Brother: At 2nd level and above, the G-Man has access to virtually unlimited information on any public information, and quiet a lot of private. By 'calling in' a license number, an address, or a name, the G-Man can obtain any information the Game Master determines the Government would know about that individual or establishment. Some examples would include; full name, vital record (Blood Type, Date of Birth, etc), last known address, owner of establishment, etc. The G-Man rolls his Research Skill and gets a bonus equal to his level in this Advance Class. He may Take 10 or 20 with this check, or he may make the check normally if he needs the information quickly. He must have access to radio or telephone to call in his request to his agency.

Bonus Feats: At 3rd, 6th and 8th levels, the G-Man chooses a Bonus Feat from the following list: Aircraft Operation, Combat Martial Arts, Defensive Martial Arts, Drive-By Attack, Exotic Firearms Proficiency, Exotic Melee Weapon Proficiency, Force Stop, Vehicle Dodge, Vehicle Expert, Weapon Focus

Crosstraining: At 4th, 7th and 9th levels, the G-Man can cross train with another government agency, gaining additional skills and learning how that agency operates. The G-Man can chose which school he attends, and gains the listed bonuses as well as a +4 Diplomacy bonus whenever dealing with active or retired members of that agency. The G-Man may ignore prerequisites when gaining a feat this way.

Spy School: +2 bonus to Disguise and +1 rank in both Speak Language and Read/Write Language (must chose same language).

Military: gain bonus feats Burst Fire and Exotic Firearms

Secret Service: +2 bonus to Spot and bonus Feat Vehicle Dodge

Signature Kit: At 5th level the G-Man may choose one personal firearm, one melee weapon, one general special equipment, and one vehicle. In addition to any mission-specific equipment, the G-Man is always equipped with his Signature Kit -- he does not have to return the equipment unless he leaves service. In addition, should any item be lost or destroyed, it will be replaced before the start of the next mission.



Team Effort: At 5th level the G-Man may call on his own team of agents. Whenever he needs to work on a case and implements this feature, he may add a bonus equal to half his G-Man level to the following skills. Decipher Script (Int), Forgery (Int), Gather Information (Cha), Investigate (Int), Knowledge (any) (Int), Research (Int) .

This represents the pool of expert resources he has to draw on, and using this Feature takes as much time as if he had Taken 20. Additionally, the Game Master and Player should determine what other skills the team may have and allow the G-Man to make a check using that skill even if it normally cannot be used unskilled. Any use of this Feature requires the G-Man to be able to communicate the situation to his team and receive the answer.

Safe House: At 6th level the G-Man has accumulated enough weapons, equipment and knowledge to have a Safe House. This is a physical location, be it an apartment, a warehouse, a store or even a cave, the location of which is unknown to the G-Man's own agency.

The Game Master should take some time to stock the Safe House with the Player, making Wealth checks with half the bonus available from the 'Only the best' feature. The Game Master is the final arbiter of whether a particular piece of equipment or weapon is available.

Promotion: At 10th level the G-Man has come to the attention of the Power's That Be, and earned a promotion to the equivalent of a Director level. The G-Man gets a +3 bonus to his Wealth and a +4 bonus to Diplomacy checks when dealing with anyone of his own agency. In addition he has the authority to organize joint agency efforts, such as a local police raid or surveillance. The DC to do so is 25, and a success results in 2d6 officers and agents placed under his command for 1 week per level, or until completion of the stated task (whichever comes first).



ADVANCED CLASS:

GUMSHOE

Mack Brolin sloshed gin over two sticky shot glasses and slid half the pair across his desk to the weeping blonde in front of him. He hated this part of his job- hell, he would have to think harder than he wanted too to find a part he did like, lately. Normally he would stay as far away from cheating husband cases as he could and still pay the bills- but Andrea Smith was the leggiest, blondest...healthiest dame who'd come through his door in years, and as close as Mack was to his .38 special, it didn't exactly keep him warm at night.

He'd been in the business long enough to know something was screwy- wives as put together as Mrs. Smith didn't get cheated on very often. He watched her knock back his offered drink and then followed suit. She blew her nose daintily and then refilled their glasses for him, setting down her pocketbook next to the bottle. Her pocketbook with the silver handles. Mack added ten percent to the figure he had in his head.

"Mr. Brolin, Johnny Chin is my dry cleaner- he told me you were very discrete. Can I count on you to be discrete...Mack?"

Mack polished off his second drink and nodded his

head. He folded his hands in his lap and leaned back in his chair. "Mrs. Smith, discrete is my middle name. However, before we go into any more particulars about this case, can I ask you to place that cute revolver on the desk, and keep your hands where I can see them?"

Smith's face clouded over as she complied, her hands moving slowly as Mack raised his own, pointing his .38 in her direction. Mack smiled at her frustrated expression.

"I don't keep that big mirror in the corner to look at my pretty mug, Mrs. Smith. Now, why don't you tell me your real reason for coming here tonight?"

Mack felt a bit of alarm as the beauty in front of him smiled just as her features began to blur.

"Clever, Mr. Brolin- Chin told me your were clever too. But he also told me you couldn't resist blondes or gin. I hope you don't mind, I added a little something special to yours."

All the alarms were going off as Mack's piece fell from his nerveless fingers and he slumped forward. His vision faded out, as did his last thoughts of the evening. "Damn....second time this month..."

The Gumshoe, P.I., Detective; they all refer to the tough-as-nails, rough around the edges, hard boiled investigator of the pulps. A file cabinet filled with cases, a weather-beaten desk, a name on the door



and a reputation for getting his man- many times this is all a Gumshoe has to call his own- but while his life is often unglamorous, it is hardly ever boring.

The Gumshoe can be a person's last hope- when the police don't seem to care and you haven't a friend in the world, you can call on him- his door is always open. Just don't be surprised to see a chalk outline or two on the way up the stairs.

REQUIREMENTS

To qualify to become a Gumshoe a character must fulfill the following criteria:

Ability Score: Int 12 or higher, Con 11 or higher

Base Attack Bonus: +2

Skills: Investigate (Int) 3 ranks, Gather Information (Int) 3 ranks

CLASS INFORMATION

Hit Die: The Gumshoe gains 1d8 hit points per level. The character's Constitution modifier applies.

Action Points: The Gumshoe gains a number of action points equal to 6 + one-half his character level, rounded down, every time he attains a new level in this class.

Class Skills: The Gumshoe class skills are as follows:

Bluff (Cha), Demolitions (Int), Diplomacy (Cha), Disable Device (Int), Disguise (Cha), Drive (Dex), Forgery (Int), Gamble (Wis), Gather Information (Cha), Hide (Dex), Intimidate (Cha), Investigate (Int), Knowledge (crime) (Int), Listen (Wis), Move Silently (Dex), Read/Write Language (None), Repair (Int), Research (Int), Search (Int), Sense Motive (Wis), Sleight of Hand (Dex), Speak Language (None), Spot (Wis), Swim (Str), Treat Injury (Wis)

Skill Points at each level: 6 + Int Modifier

CLASS FEATURES

The following features pertain to the Gumshoe advanced class.

Home Turf Advantage: The Gumshoe knows his turf and, more importantly, knows how make the most of it. Starting at 1st level the Gumshoe gets a +2 bonus to any of the following skills when used in his 'turf', due to his extensive knowledge of the inhabitants, laws, layout and resources in this area: Diplomacy, Drive, Gather Information, Hide, Investigate, Knowledge (crime), Navigate, Search,

Class Level	Base Attack Bonus	Fort Save	Ref Save	Will Save	Special	Defense Bonus	Reputation Bonus
1st	+1	+2	+1	+1	Home turf, Fisticuffs, Office	+1	+1
2nd	+2	+3	+1	+1	Fisticuffs, Citizen's Arrest	+2	+2
3rd	+2	+3	+2	+1	Home turf, Contact	+3	+2
4th	+3	+4	+2	+1	Office, Citizen's Arrest	+4	+3
5th	+4	+4	+2	+2	Home turf, Hard Bitten	+4	+3
6th	+4	+5	+2	+2	Fisticuffs, Citizen's Arrest, Contact	+5	+4
7th	+5	+5	+3	+2	Home turf, Deductive Reasoning	+5	+5
8th	+6	+6	+3	+3	Citizen's Arrest, Hard Bitten	+6	+5
9th	+6	+7	+3	+3	Home turf, Contact	+6	+6
10th	+7	+8	+3	+3	Enough Rope, Satellite Office	+7	+7

Spot, and Survival. At 1st level his turf is the block his office is located on. At 3rd level this area expands into the neighborhood the block is in. At 5th level the turf encompasses into one adjoining neighborhood, and increases by one neighborhood every second level thereafter. Note- this feature duplicates in any city in which the Gumshoe opens a Satellite Office.

Fisticuffs: The Gumshoe makes a living on the edge of the law, and as such does his best to avoid ventilating citizens. In order to bring his quarry down, he often has to resort to a good old-fashioned haymaker over a more permanent solution. At 1st level the Gumshoe gains the Feats Brawl and Knockout Punch. At 2nd level the Feat Improved Brawl is gained, and at 6th level Improved Knockout Punch is gained.

Office: At 1st level the Gumshoe starts with an office with the barest of essentials... sometimes just a desk with one drawer, a filing cabinet, and a chair for clients to sit in. If the Gamemaster agrees, the character can live in an adjoining room, although he may have to hide that fact from the landlord. At 4th level the Gumshoe's career has advanced enough that he can afford to outfit his place of business a bit more respectably- the player and Gamemaster should decide together on equipment, size of the office, etc. When in his office the Gumshoe feels most at home, and gets double his Hometurf Advantage bonus. He also gets a +2 defensive bonus while in his Office- often the only thing between him and an assassin's knife in the back on a rainy October evening... At 10th level a Satellite Office can be opened in another city, and will be fully equipped and staffed as needed.

Contacts: At 3rd, 6th and 9th levels, the Gumshoe gains a Contact. This Contact is a full-fledged NPC, which could be developed jointly with the Player and the Gamemaster. The Contact should be an expert in their field and very well connected. The character can approach a Contact once per adventure or act, and request a favor (usually access to information or a location beyond the



character's ability, or specialized equipment or service.) The Gamemaster will determine the likelihood of the request being granted, based on the possible negative impact to the Contact; the Gumshoe will attempt a Diplomacy skill check at +4, modified by any roleplaying bonuses. The purpose of the Contact is to not only serve as an advantage to the character, but a roleplaying opportunity as well. Some ideas for Contacts are: data processor at the Police Department, numbers runner for a local crime boss, and local newspaper reporter.

Hard-bitten: At 5th level the Gumshoe has escaped enough trash compactors, sinking cars, burning buildings, and beat-down sessions to have developed a thick skin. The character gains two of the following feats: Endurance, Great Fortitude, or Toughness. They gain the remaining feat at 8th level.


Citizen's Arrest: Starting at 2nd level the Gumshoe is recognized by the local law enforcement authorities as a tolerable fish in their pond. The character gets a +1 Diplomacy bonus when dealing with the cops or any other civic authority. This

bonus becomes +2 at 4th level, +3 at 6th, and finally +4 at 8th. This bonus does stack with the Gumshoe's Hometown Advantage. In addition, the Citizen's Arrest feature makes actions taken by the character legal jurisdiction in a court of law, providing he did not break the law...or at least, cannot be proven to have broken the law.

Deductive Reasoning: At 7th level the Gumshoe has developed an exceptionally keen deductive ability. Sometimes the facts are all there, it's just a matter of sorting them out- preferably with your feet up on your desk and a bottle of Scotch at your elbow. To use this feature the Gamemaster must approve- typically this would be used near the middle or end of an adventure, when all the facts have come to light, or at least been offered. If the character is stumped, he can retreat to his office or other secluded area, and spend time working out the facts. The character can spend one Action Point for a 'flash of inspiration' from the Gamemaster. The Gamemaster would then provide enough information to fill in the gaps in the Gumshoe's investigations up to that point. This shouldn't be a total gimme, but enough information to lead the Player to the 'a-ah!' moment he needs.

Enough Rope: As in, 'give him enough rope to hang himself.' This feature, gained at 10th level, grants a bonus to the Gumshoe's attempts to set up his target; be it a murderer, a cheating husband, or a money-laundering business partner. Once the Gumshoe is sure of his facts, he can lay a trap for the criminal to incriminate himself in a recreation of the crime scene, or an ambush where the target

comes to silence an invented witness, or any other of countless scenarios. Enough Rope gives a +4 bonus to the following skill checks when the Gumshoe is setting up the trap, and working to spring it: Bluff, Diplomacy, Disguise, Forgery, Hide, Perform, and Sleight of Hand. This bonus also applies to convincing the right people to be on hand to witness the springing of the trap, such as the jilted spouse, the cops, etc.



GUN MOLL

Sally sat in the corner of the speakeasy, trying not to draw attention to herself. Mickey, her booze-running partner and sometimes lover, was nowhere to be seen. He told Sally that he couldn't be with her tonight, that he had a card game with some friends. Sally knew better; there was a new singer at the nightclub across town that Mickey fancied, and he didn't mind wasting his evening sipping juice and seltzer water to see her.

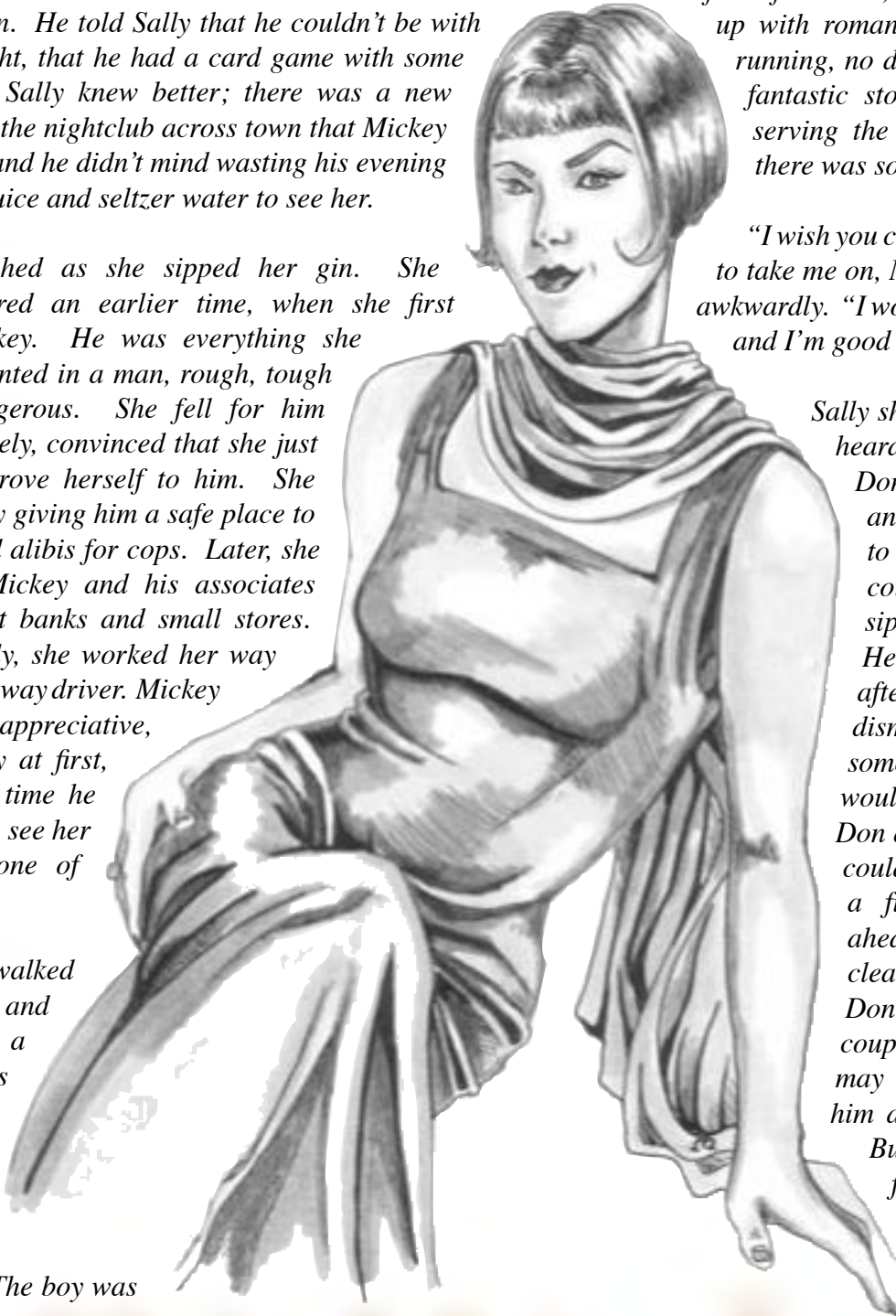
Sally sighed as she sipped her gin. She remembered an earlier time, when she first met Mickey. He was everything she never wanted in a man, rough, tough and dangerous. She fell for him immediately, convinced that she just had to prove herself to him. She started by giving him a safe place to sleep and alibis for cops. Later, she helped Mickey and his associates scope out banks and small stores. Eventually, she worked her way up to getaway driver. Mickey was appreciative, especially at first, but over time he started to see her as just one of the guys.

Don walked over and placed a full glass next to her half empty one. She smiled. The boy was

so eager to be in her presence that he wouldn't even wait until she was ready for another gin. Don was a fresh-faced kid, his mind all jumbled up with romantic notions of booze running, no doubt poisoned by the fantastic stories he heard while serving the booze runners. Yet there was something else.

"I wish you could convince Mickey to take me on, Miss Sally," Don said awkwardly. "I wouldn't be any trouble, and I'm good behind the wheel."

Sally shook her head. She'd heard this story before. Don was smitten with her, and he wanted Mickey to take him on so that he could be with Sally. She sipped her gin again. He was a cute boy, and after the way Mickey dismissed her tonight for some new songbird Sally wouldn't mind teaching Don a few things. But she couldn't do that. Don had a full, respectable life ahead of him if he steered clear of Mickey's type. If Don had come along a couple years earlier, Sally may have run away with him and the criminal life. But now, it was too late for that. Sally steeled herself and gave Don a cold, hard look.



“You know Mickey’s my man and I’ve got no time for someone else, especially one so wet behind the ears. Now scram before I tell Mickey that you’ve been eyeing his dame.”

Don’s face flushed an embarrassed red as he stammered an apology and scurried away. Sally shrugged and emptied the new glass down her throat. It was all for the best. Really.

In many ways, the Gun Moll is the Mobster’s partner in crime. She is fully aware of and participates in the Mobster’s activities, filling a critical support role. Some women become Gun Molls because they’ve fallen in love with a Mobster. Others become Gun Molls for the sheer thrill of a life of crime. Well-known historical Gun Molls include Bonnie Parker (of Bonnie and Clyde fame) and Ma Barker.

Historically, Gun Molls were a varied lot. Some were simply paramours of Mobsters, while others took more active roles in the criminal life. In the Pulp, Gun Molls had more thrilling and glamorous lifestyles. It is this literary model on which the Advanced Class is based. While the Mobster represents the tough, thuggish soldier of the underworld, the Gun Moll works behind the scenes, acting as a spy and providing logistical support.

REQUIREMENTS

To qualify to become a Gun Moll, a character must fulfill the following criteria:

Base Attack Bonus: +2

Skills: Concentration (6 ranks), Gather Information (6 ranks)

CLASS INFORMATION

Hit Die: The Gun Moll gains 1d8 hit points per level. The character’s Constitution modifier applies.

Action Points: The Gun Moll gains a number of action points equal to 6 + one-half his character level, rounded down, every time she achieves a new level in this class.

Class Skills: The Gun Moll’s class skills are as follows: Balance (Dex), Bluff (Cha), Climb (Str), Concentration (Con), Diplomacy (Cha), Drive (Dex), Gather Information (Cha), Hide (Dex), Knowledge (business, current events, popular culture, streetwise) (Int), Listen (Wis), Move Silently (Dex), Profession (Wis), Read/Write Language, Ride (Dex), Search (Int), Sense Motive (Wis), Sleight of Hand (Dex), Speak Language, Spot (Wis), Tumble (Dex).

Skill Points at Each Level: 6 + Int Modifier

Class Level	Base Attack Bonus	Fort Save	Ref Save	Will Save	Special	Defense Bonus	Reputation Bonus
1st	+0	+0	+1	+1	Pancake, Low Profile	+1	+1
2nd	+1	+0	+2	+2	Feign Innocence, Sharp Eyes	+1	+1
3rd	+1	+1	+2	+2	Gun Feat	+2	+1
4th	+2	+1	+2	+2	Getaway Driver, Easy Mark	+3	+2
5th	+2	+1	+3	+3	Discern Lie, Pick Pocket	+4	+2
6th	+3	+2	+3	+3	Gun Feat,	+4	+2
7th	+3	+2	+4	+4	Getaway Driver, Smuggle	+5	+3
8th	+4	+2	+4	+4	Poison Ear	+6	+3
9th	+4	+3	+4	+4	Gun Feat, Steel Resolve	+6	+3
10th	+5	+3	+5	+5	Blaze of Glory	+7	+4

CLASS FEATURES:

Pancake: Not only are Gun Molls cool under fire, but they have an uncanny ability to pack all things necessary in the middle of a shoot out. The Mobster relies on her to grab the goods while he holds off the authorities (or Mob rivals) with his weapon. During a firefight, the Gun Moll must make a Concentration check at DC 15. If she succeeds, she is able to grab and pack all relevant items. The Gun Moll gets a +2 bonus if in a Safe House (see the *Mobster* Advanced Class, by *Adamant Entertainment*).

Most Gun Molls live out of their suitcases, so it may only take a Gun Moll one full round action to grab the suitcase and head for the door. The Game Master (GM) should use his discretion in assigning more rounds, but keep in mind that this class feature becomes worthless if the GM is too harsh.

If the Gun Moll does not already have it, this class feature gives the Gun Moll the Focused feat.

Low Profile: A good Gun Moll knows how to stay in the background, at least until her notoriety catches up with her. She gets the Low Profile Feat.

Feign Innocence: At 2nd level, the Gun Moll is aware of what society thinks of her and is able to exploit it. At 1st level, the Gun Moll adds a +4 circumstance bonus to her Bluff check when convincing the authorities that she has no information to give them.

Sharp Eyes: At 2nd level, a Gun Moll learns how to work a room and assess security measures, hidden compartments, and the location of valuables. She can even do this while a party is going on in the room. The Gun Moll may add a +4 circumstance bonus to Search checks when she is casing a room for a future crime.

Gun Feat: At 3rd, 6th, and 9th level, the Gun Moll gets to choose a feat from the following list:

Advanced Firearms Proficiency, Burst Fire, Quick Draw, Personal Firearms Proficiency, Point Blank Shot, Precise Shot, Strafe.



Getaway Driver: At 4th level, the Gun Moll is given more responsibilities in the commitment of crimes. She gains the Vehicle Expert feat. At 7th level, she receives the Vehicle Dodge feat.

Easy Mark: At 4th level, the Gun Moll understands how to use her charms to influence the reactions of men. Whenever she spends an action point to improve Charisma-based skill checks against male PCs and NPCs, she adds an additional 1d6 to the result.

Discern Lie: At 5th level, a Gun Moll develops the ability to read whether another character is telling the truth. When a successful Sense Motive check (opposed by the higher of either the subject's Bluff check result or DC 10) is made, the Gun Moll can tell whether the subject is deliberately and knowingly speaking a lie. This ability does not reveal the truth, uncover unintentional inaccuracies, or reveal omissions of information.

Pick Pocket: At 5th level, a Gun Moll learns how to take full advantage of her easy marks. If a Gun Moll is in favor with a man (using a Diplomacy check to change his attitude to Friendly, if not already), she gains a +4 to her Sleight of Hand check when attempting to lift an item from him.

Smuggle: At 7th level, the Gun Moll becomes adept at hiding items on her person and conning her way past security guards with them. Whether hiding a derringer for protection or smuggling a knife in a loaf of bread to her jailbird lover, the Gun Moll knows how to make the most of this ability. She gains a +2 bonus to Sleight of Hand checks and a +2 circumstance bonus to Bluff checks when smuggling an item.

Poison Ear: At 8th level, a Gun Moll learns how to manipulate people and set them against each other. She turns husbands against imagined adulterers; she eliminates rivals by poisoning her lover's ear; she protects her Mob by sowing discontent among other mobs.

In order to use this ability, the Gun Moll must first chat (or more) with the target for a while and elicit a friendly attitude from him (usually by making a Diplomacy check). She also needs to know enough about the person with which she is going to poison her target's ear (this can usually be discovered through a Gather Information check at DC 15 with the target). She is now ready to poison his ear.

The target makes a Will save. The DC is equal to 10 + Gun Moll's class level + Gun Moll's Charisma bonus (+ Easy Mark if applicable). If the target fails the save, his or her attitude toward the other designated character worsens by one step: helpful turns to friendly, friendly to indifferent, indifferent to unfriendly, unfriendly to hostile (see the Diplomacy skill). The target makes a Will save whenever the Gun Moll uses this talent against him or her. As long as the target continues to fail the Will save, the Gun Moll can continue taking full-round actions to worsen the target's attitude toward a designated character. When the target's attitude drops to hostile, he or she will attempt to cause some type of harm to the designated character.

A successful Will save doesn't restore previous attitude shifts, but it does render the target immune for 24 hours to further attempts by the Gun Moll to poison his or her ear.

Steel Resolve: By 9th level, the Gun Moll has accepted her lot in life as part of underworld society. She no longer yearns for the respectable life, nor can she be seduced by it. By the same token, the Gun Moll has a soft spot for those who still have a choice, and will do her best to steer them clear before it is too late. The Gun Moll receives a +3 circumstance bonus to Bluff, Diplomacy, and Sense Motive Checks when dealing with one of these two situations.

Example: Gun Moll Sally discovers that Don, a young waiter in a seedy club is always trying to make time with her. She uses a Sense Motive check (with Steel Resolve) to realize that he is smitten with her. While she fancies him, Sally knows that Don has dreams of college and has a chance at a respectable life. She uses a Bluff check (with Steel Resolve) to convince him that she doesn't fancy him and a Diplomacy check (with Steel Resolve) to convince him to stay away from the underworld.

Blaze of Glory: At 10th level, when all is lost and her mob is crumbling around her from lead poisoning, the Gun Moll can make her final stand. In order to use this class feature, the Gun Moll must have a firearm in her hand(s). By spending an Action Point, the Gun Moll gets a +4 to Dexterity and a +4 to Constitution (increasing her hit points by 2 per character level). She can use any appropriate feats, but her actions are limited to shooting at her enemies. The Blaze of Glory lasts for as long as the Gun Moll has ammunition in her weapons (if other weapons are handy, she may switch guns, but she can only reload an empty weapon if she has the Quick Reload feat).

Once her weapons are emptied, the Gun Moll loses all of her bonuses (which may kill her if she took enough damage). She is also considered Fatigued until she can get complete rest.

ADVANCED CLASS:

MAD SCIENTIST

Doctor Schreck threw the main switch, and the infernal machine sparked to life, lights winking on and off in a mad language that only the demented scientist could understand. Great arcs of electric current roped out between giant brass electrodes, filling the air with the distinct odor of ozone.

The hair on the back of the Green Falcon's neck stood on end, not because of the charge in the air, but rather at the realization of the depth of the danger that Schreck posed to New York City.

"Excellent... Excellent!" exclaimed

Doctor Schreck. "Everything is proceeding according to plan." he whirled to face the Green Falcon, the blue-white light of the sparking machinery matched by the insane gleam in his eyes.

"You were a fool to try and interfere, Falcon." he said. The Green Falcon strained against the bonds that held him in the chair, but to no avail.

"Once my invention reaches it's full charge, I shall activate the wave generator, and every cretinous moron in this city will become my mindless slave!" He began to laugh then...a ragged, tortured sound that seemingly crawled from somewhere deep within his soul, rising in pitch and intensity until, nearly a hysterical scream, it almost drowned out the sound of the buzzing and crackling machinery.

The Green Falcon knew that he needed to act...and SOON.



The Mad Scientist is an archetype of the pulp genre--an insane

genius seeking to dominate the world through technological terror. Examples include Doctor Satan, The Scorpion, and dozens of generic madmen with vaguely Prussian or Eastern-European-sounding names.

In many ways, the Mad Scientist is the flip-side of the Paragon. Where the Paragon represents the possibilities of science, the Mad Scientist is the fear of science run rampant over humanity. The Mad Scientist can range from the sad, deluded individual who has forgotten that science should serve humankind, to the raving lunatic who wants to avenge himself on those who did not appreciate his genius.

REQUIREMENTS

To qualify to become a Mad Scientist, a character must fulfill the following criteria:

Skills: Craft (any) 6 ranks, Knowledge (any) 6 ranks, Repair 6 ranks.

Feats: Builder

CLASS INFORMATION

Hit Die: The Mad Scientist gains 1d8 hit points per level. The character's Constitution modifier applies.

Action Points: The Mad Scientist gains a number of action points equal to 6 + one-half his character level, rounded down, every time he attains a new level in this class.

Class Skills: The Mad Scientist's class skills are as follows: Concentration (Con), Craft(any)(Int), Decipher Script (Int), Demolitions (Int), Disable Device (Int), Drive (Dex), Investigate (Int), Knowledge (Any) (Int), Profession (Wis), Read/Write Language (none), Repair (Int), Research (Int), Search (Int), Speak Language (none), Spot (Wis).

Skill Points at Each Level: 8 + Int Modifier

CLASS FEATURES

The following features pertain to the Mad Scientist advanced class.

Weird Science: At 1st level, the Mad Scientist gets the ability to invent using Weird Science.

Weird Science items are handled as d20 Modern FX abilities. The inventor creates a device that mimics the effects of an Arcane or Divine spell, or a Psionic power. A Weird Science invention is not permanent--it only lasts for a single adventure, unless the inventor chooses to make the device permanent by spending XP (to make a Weird Science device permanent costs a number of XP equal to the level of the device, times the level of the inventor, times 50). Permanent inventions take up one of the available slots...well, permanently, so players taking this option should be aware of that.

Class Level	Base Attack Bonus	Fort Save	Ref Save	Will Save	Special	Defense Bonus	Reputation Bonus
1st	+0	+1	+1	+0	Weird Science	+0	+0
2nd	+1	+2	+2	+0	Scientific Improvisation	+1	+0
3rd	+1	+2	+2	+1	Bonus Feat	+1	+1
4th	+2	+2	+2	+1	Inspiration	+1	+1
5th	+2	+3	+3	+1	Bonus Feat	+2	+1
6th	+3	+3	+3	+2	Build Robot	+2	+2
7th	+3	+4	+4	+2	Bonus Feat	+2	+2
8th	+4	+4	+4	+2	Skill Mastery	+3	+2
9th	+4	+4	+4	+3	Bonus Feat	+3	+3
10th	+5	+5	+5	+3	Brilliant but Insane	+4	+3

A Mad Scientists can have a number of Weird Science inventions available per adventure according to the chart that appears at right:

(Note: 0-level inventions are available at a rate equal to the first column +1)

The inventor picks an FX ability of the appropriate level, and, for the duration of the adventure (unless they choose to make it permanent), they have a device capable of replicating that devices effects. The inventor can, if they choose, combine multiple FX abilities into a single invention.

Example: Doctor Schreck, a 9th level Mad Scientist, wishes to invent a device that will terrifying the cretinous masses into following his will. As a 9th level Mad Scientist, he has the following Invention levels available: 5/5/4/3/2. He decides to combine two FX abilities into a single invention--he chooses the 4th level Mage spell *Fear* and the 5th level Acolyte spell *Greater Command*. He invents the Terror Wave Subjector, which, when activated will subject all living creatures within a 45-foot cone to fear, and will command up to 9 of them for 9 rounds.

Scientific Improvisation: At 2nd level, a Mad Scientist gains the ability to improvise solutions using common objects and his scientific know-how. This ability lets him create ojects in a dramatic situation quickly and cheaply, but that have a limited duration.

By spending 1 action point and combining common objects with a Craft check that corresponds to the function desired, the Mad Scientist can build a tool or a device to deal with any situation. The DC for the Craft check is equal to 5 + the purchase DC of the object that most closely matches the desired function. So, to improvise a weapon that deals the same damage as a shotgun, the DC for the Craft (mechanical) check is 22 (5 +17).

Only objects that can normally be used more than once can be improvised. For example, a Mad Scientist cannot use scientific improvisation to build an explosive, since that's an object that can only be used once.

Electronic devices, special tools, weapons, mechanical devices and more can be built with scientific improvisation. It takes a full-round action to make an object. The object, when put into use, lasts for a number of rounds equal to the Mad Scientist's class level, or until the end of the current encounter, before it breaks down. It cannot be repaired.

Class Level	Weird Science Invention Level				
	1	2	3	4	5
1st	2				
2nd	3	2			
3rd	3	2			
4th	4	3			
5th	4	3	2		
6th	4	4	3		
7th	5	4	3	2	
8th	5	4	4	3	
9th	5	5	4	3	2
10th	5	5	4	4	3

Bonus Feat: At 3rd, 5th, 7th and 9th level, the Mad Scientist may take a Bonus Feat. The feat must be taken from the following list.

Alertness, Cautious, Combat Expertise, Educated, Gearhead, Personal Firearms Proficiency, Point Blank Shot, Renown, Studious, Windfall.

Inspiration: At 4th level, the Mad Scientist gains the Inspiration ability. Once per day per total class level, the Mad Scientist may benefit from a flash of inspiration and ingenuity, gaining a +4 bonus to any skill check. This can also be used when taking 10 or taking 20 with a skill.

Build Robot: Mad Scientists and Robots go together like Fred Astaire and Ginger Rogers. At 6th level, the Mad Scientist gains the ability to build robots. These robots serve as the Mad Scientist's eyes, ears and hands out to a predetermined distance away from the character when the Mad Scientist wants to use one of the following skills: Demolitions, Disable Device, Listen, Repair, or Spot. A robot can also be given a Base Attack Bonus, which would be handled as if it is a skill (programmed into the robot). The Robot can also be fitted to use any of the Weird Science devices invented by the Mad Scientist.

The Mad Scientist must have at least 1 rank in the skill that he wants to program into the robot, and must also possess the open slots necessary for any Weird Science devices mounted. The Mad Scientist can control a number of robots equal to his Craft (mechanical) skill rank.

Follow these steps to build a robot.

Wealth Check: The purchase DC for the components required to construct a robot is based on the robot's size:

<u>Size</u>	<u>DC</u>
Diminutive	18
Tiny	15
Small	18
Medium-size	22
Large	26
Huge	32
Gargantuan	40
Colossal	50

Make the Wealth check to purchase and gather the necessary components prior to starting construction. The high price of robot construction is often what leads to Mad Scientists committing crimes to pay for their research.

Construct Frame: The robot's body determines its size shape, locomotion and hit points. The DC of the Craft (mechanical) check is set by the robot's size and modified by the form of locomotion selected:

<u>Size</u>	<u>Hit Points</u>	<u>Craft DC</u>
Diminutive	1d8	15
Tiny	1d10	12
Small	2d10	15
Medium-size	3d10	20
Large	4d10	25
Huge	5d10	30
Gargantuan	6d10	35
Colossal	7d10	40

<u>Components</u>	<u>DC Modifier</u>
<i>Form/locomotion</i>	
Bipedal	+4
Quadruped	+3
Tracks	+2
Wheels	+1
Flight	+4

<u>Components</u>	<u>DC Modifier</u>
<i>Components</i>	
Arms*	+3 per set
Audio/visual sensor**	+2
Armor	+ Def bonus
<i>Remote Range</i>	
Remote Control link,	
100ft range	+1
200ft range	+3
300ft range	+5
500ft range	+7
1 mile range	+9
Independent Control	+12
(robot follows orders, unlimited range)	



* Necessary for a robot to use any skill except Listen or Spot

** Necessary for a robot to use Listen or Spot

Select a frame size and form, add arms and sensors as necessary, and choose a type of remote range. Add all of the modifiers to determine the check's DC. Make the craft (mechanical) check to construct the robot's frame.

It takes a Mad Scientist 12 hours to construct a basic robot, +3 hours per size class. For every additional hour spent beyond that, reduce the DC by 1, up to a maximum of 1/3 of the unmodified DC.

Construct the Electronics: The next step is to build the internal electronics for the robot and install them into the frame. The DC is based on the number of components that need to be wired together. The base DC to wire a robot is 15, +1 for each component, +2 for a remote control link, +4 for Independent control, and +4 for each Weird Science Device.

It takes a Mad Scientist a base of 6 hours to wire a robot, +2 hours per size class.

Program the Robot: The Mad Scientist programs the robot as the final step. Decide how many ranks of the appropriate skills to program into the robot, up to the number of ranks the Mad Scientist has in



becomes so accomplished in the use of these skills that he can use them reliably even under adverse conditions.

Brilliant But Insane: The Mad Scientist is, to use the vernacular of the time, nutty as a fruitcake. This insanity,

the skill. Make a check for Craft (electronics) at a DC of 10 + the number of ranks the Mad Scientist wants to program into the robot.

It takes a Mad Scientist 1 hour to program a robot.

Example: Doctor Schreck decides to build a robot servant to terrorize the populace. Never one to think small, he decides to create a Gargantuan robot. This gives him a purchase DC of 40. He decides to make it Bipedal, with 2 arms, Audio/visual sensor, Armor with +8 Def bonus, and Independent Control. This will require a Craft (mechanical) check at DC 64! It will take him 33 hours. He decides to take an additional 40 hours to build the Robot, reducing the Craft (mechanical) check DC to 24. He rolls 6 d10 for the robot's hit points, getting 48.

He then wires the robot. The DC for wiring the robot is 15 + 1 (arms) +1 (audio/visual sensor) +1 (armor) +4 (Independent) and +4 for the electro-cannon that he's planning on fitting to this monstrosity. The total wiring DC is 26, and it will take him 20 hours.

Lastly, Doctor Schreck programs the robot. He gives it Demolitions 5, Spot 5 and Listen 5, and a BAB of +6. Programming the robot requires a Craft (electronics) check at DC 21.

With that, Doctor Schreck's newest creation is ready to stomp into action!

Skill Mastery: At 8th level, the Mad Scientist selects a number of skills from his class list equal to 3 + his Intelligence modifier. When making a skill check using one of these skills, the Mad Scientist may take 10 even if stress and distractions would normally prevent him from doing so. He

paradoxically, also allows them to make brilliant intuitive leaps when inventing that are beyond the capabilities of sane men.

When designing Weird Science devices, the Mad Scientist can increase the effective "caster level" of the FX ability by spending an additional slot.

Spending an additional slot of the same level will increase the effective "caster level" of the device by +3. Spending a slot of one level lower will increase the "caster level" by +2. Slots of two levels lower will raise the level by +1. Anything less has no further effect.

Multiple slots can be spent in this fashion, however--there is no maximum.

Example: Doctor Schreck decides to "soup up" his Terror Wave Subjector. If you recall, it used a 4th level Mage spell (*Fear*) and a 5th level Acolyte spell (*Greater Command*). He decides to use his remaining 5th level slot to boost *Greater Command*, as well as 1 of his remaining 4th level slots. He spends his last 4th level slot on *Fear*, and then decides to split all 4 3rd level slots between both effects.

This raises the effective caster level of *Greater Command* to (9 +3 +2 +2)16, and the effective caster level of *Fear* to (9 +3 +2 +2) 16 as well.

The Terror Wave Subjector, when activated, now subjects all living creatures within a 65 foot cone to fear, and will command up to 16 of them for 16 rounds.

ADVANCED CLASS:

MAN OF MYSTERY

Vincenzo DiNapoli, better known as “Vinnie the Hook” stood back and watched as his boys went to work on the poor schlub who had decided to testify against the Boss in his upcoming trial. Rocko and Tony were good boys, eager to please and skilled at their work. Their work was hurting people.

They were standing at the back of a blind alley, hidden from the street, where they could beat the Grocery Store owner without interruption. Vincenzo watched with little interest--he was there to make sure the message was delivered, nothing more. Suddenly, he felt the hairs on the back of his neck stand up.

“Let the Grocer go, Vinnie.” A voice drifted out of the fog that obscured the other end of the darkened alleyway. Vinnie’s heart nearly stopped. He knew that voice.

Rocko and Tony let the Grocer drop to the ground as they drew their guns,

searching for the source of the voice. Vinnie tried to warn them--to tell them to drop their guns, but his voice caught in his throat as a figure emerged from the fog. A dark green trenchcoat whirled around the figure like a vampire’s cape, and cold grey eyes glittered from beneath the brim of a matching fedora and a domino mask. “Good,” the voice continued, “I was hoping that you’d resist.”

Twin chromed 45’s leapt suddenly into view and began to bark a death-chant in the confines of the alley. The Green Falcon had come to work.

The Man of Mystery is an archetype of the pulp genre. Examples include The Shadow, The Spider, The Phantom, Captain Satan, and a legion of similar ominously-named imitators.

The Man of Mystery is similar in most respects to an Investigator--however the Man of Mystery comes with added doses of strangeness, violence and fear.

Strangeness comes in the subject matter--the mystery men of the pulps didn’t solve run-of-the-mill crimes, or even puzzling murder mysteries.



They were faced with hidden criminal empires run by hooded madmen, zombies created by evil scientists, occult ritual murders, and more. Not the beat of the average Private Eye.

Men of Mystery were often more violent than their gumshoe cousins--operating as masked vigilantes outside of the law allowed for higher criminal body-counts, which the readers of the pulp magazines relished.

Lastly, the Man of Mystery was cloaked in fear. In every case, the character's main form of attack involved striking fear into the hearts of criminals before bringing them to justice. The Man of Mystery was not content to stop or even kill criminals--they would first make sure that the criminals knew the same kind of fear that they had inflicted upon their own victims. It was fear as karmic justice.

REQUIREMENTS

To qualify to become a Man of Mystery, a character must fulfill the following criteria:

Base Attack Bonus: +3

Skills: Intimidate 6 ranks, Investigate 6 ranks, Sense Motive 6 ranks

CLASS INFORMATION

Hit Die: The Man of Mystery gains 1d10 hit points per level. The character's Constitution modifier applies.

Action Points: The Man of Mystery gains a number of action points equal to 6 + one-half his character level, rounded down, every time he attains a new level in this class.

Class Skills: The Man of Mystery's class skills are as follows: Balance (Dex), Climb (Str), Drive (Dex), Escape Artist (Dex), Forgery (Int), Gather Information (Cha), Intimidate (Cha), Investigate (Int), Knowledge (current events, streetwise) (Int), Listen (Wis), Move Silently (Dex), Profession (Wis), Read/Write Language (none), Research (Int), Search (Int), Sense Motive (Wis), Sleight of Hand (Dex), Speak Language (none), Spot (Wis), Tumble (Dex).

Skill Points at Each Level: 5 + Int Modifier

Class Level	Base Attack Bonus	Fort Save	Ref Save	Will Save	Special	Defense Bonus	Reputation Bonus
1st	+0	+0	+1	+1	Improved Investigation, Contact, Man Without Fear	+1	+1
2nd	+1	+0	+2	+2	Weapons Focus, Esoteric Knowledge	+1	+1
3rd	+2	+1	+2	+2	Frightful Presence, Contact	+1	+1
4th	+3	+1	+2	+2	Action Boost, Bonus Feat	+2	+2
5th	+3	+1	+3	+3	Discern Lie, Contact	+2	+2
6th	+4	+2	+3	+3	Uncanny Investigation	+3	+2
7th	+5	+2	+4	+4	Bonus Feat, Contact	+3	+3
8th	+6	+2	+4	+4	Like A Shadow	+4	+3
9th	+6	+3	+4	+4	Terrifying Presence, Contact	+4	+3
10th	+7	+3	+5	+5	Inner Sanctum	+5	+4

CLASS FEATURES

The following features pertain to the Man of Mystery advanced class.

Improved Investigation: The Man of Mystery is trained to notice things that mundane investigators might miss. A Man of Mystery that comes within 10 feet of a clue to a crime or other mystery is allowed to make an Investigation skill check, even if the character is not actively searching for clues at the time.

Contact: A Man of Mystery gathers many associates and informants throughout his career. Each time the Man of Mystery gains a contact, the GM should develop a supporting character to represent that contact. The player can suggest the type of contact his or her character wants to gain, but the contact must be an ordinary character, not a heroic character.

Contacts include informants, black marketeers, police employees, reporters, street people, taxi drivers and others who can provide limited aid and information pertaining to the Man of Mystery's cases.

A contact will not accompany a Man of Mystery on missions or risk his or her life. A contact can, however, provide information or render a service (make a specific skill check on your behalf).

The contact can be called upon once per adventure, and will automatically agree to assist the Man of Mystery.

The Man of Mystery gains contacts at 1st, 3rd, 5th, 7th, and 9th level. If the GM agrees, two contact slots can be traded in for an Ally, who is a heroic character who can be run as a secondary character to the Man of Mystery.

Man Without Fear: A Man of Mystery gains a +4 morale bonus on Will saves to resist fear effects and on level checks to oppose Intimidate checks



Weapons Focus: At 2nd level, the Man of Mystery gains the Weapon Focus class feature, providing the benefit of the feat with the same name. The Man of Mystery must choose a specific personal weapon, and adds +1 to all attack rolls made with that weapon.

Esoteric Knowledge: Since a Man of Mystery's cases often involve the strange and unusual, the

characters often possess a vast amount of esoteric knowledge.

After reaching 2nd level, a Man of Mystery can make a special esoteric knowledge check with a bonus equal to his level + his Intelligence modifier to see if he knows anything relevant about clues, people, places or things. The check will not solve a crime, but might provide leads for the Man of Mystery to follow. The DC of the check is determined by the GM, based on the relative obscurity of the information (usually within a range of 15 to 30).

Frightful Presence: At 3rd level, a Man of Mystery gains the Frightful Presence class feature, providing the benefit of the feat with the same name.

Action Boost: This ability, gained at 4th level, allows a Man of Mystery to spend 2 action points in a round. You can spend 1 action point, see the result of the roll, and then decide to spend a second action point, as long as you do so before the GM reveals the result of your action.

Bonus Feat: At 4th and 7th level, the Man of Mystery gets a bonus feat. The bonus feat must be selected from the following list, and the Man of Mystery must meet all the prerequisites of the feat to select it.

Advanced Firearms Proficiency, Advanced Two-Weapon Fighting, Combat Reflexes, Defensive Martial Arts, Dodge, Educated, Improved Two-Weapon Fighting, Knockout Punch, Streetfighting, Surface Vehicle Operation, Two Weapon Fighting, Vehicle Dodge.

Discern Lie: At 5th level, a Man of Mystery develops the ability to read whether another character is telling the truth. When a successful Sense Motive check (opposed by the higher of either the subject's Bluff check result or DC 10) is made, the Man of Mystery can tell whether the subject is deliberately and knowingly speaking a lie. This ability does not reveal the truth, uncover unintentional inaccuracies, or reveal omissions of information.

Uncanny Investigation: At 6th level, a Man of Mystery adds a +4 bonus to any Investigate skill check. (Including rolls to spot clues made under Improved Investigation)


Like A Shadow: At 8th level, a Man of Mystery leaves almost no trace behind when using the following skills:

Balance, Climb, Disable Device, Escape Artist, Hide, Move Silently, and Sleight of Hand.

Characters trying to discover the Man of Mystery through use of Investigate, Listen, Search, or Spot take a -4 penalty.

Terrifying Presence: At 9th level, opponents of the Man of Mystery making Will Save checks against his Frightful Presence suffer an additional +5 to the DC.

Inner Sanctum: At 10th level, a Man of Mystery gains an Inner Sanctum--a secret headquarters that is secure (-8 to opponent's attempts to find it via Investigate or other skills, as well as -8 to attempts to break in via Disable Device, etc.), provides a crime lab facility that offers an additional +4 to Investigate checks, a research facility that offers a +4 bonus on Esoteric Knowledge checks, and allows for secure communication with all Contacts. The Inner Sanctum may also possess other features, at the discretion of the GM.



ADVANCED CLASS:

MASTERMIND

I felt myself roughly led, half-carried, from the dungeon where my unknown captors had placed me. The air within the black cloth hood that they had forced over my head was close, and I could see nothing. The only sound that I could hear, muffled by the layer of cloth, were the echoing footfalls of my guards as they dragged me towards some unknown destination.

Suddenly, I was forced to my knees on what felt like a stone floor.

“I trust you have not been mistreated?” A voice echoed in the chamber. It was a voice of authority—the silken tones of power. “I do not wish for my guests to suffer.”


“Guests?” I scoffed, my voice sounding uncomfortably feeble to my own ears. “Do you always throw your ‘guests’ into cells and deny them food and water?”

“On occasion,” came the measured reply.

The hood was jerked from my head, flooding my eyes with sudden light. As I blinked to clear my vision, the figure seated before me came into focus.

Green eyes glittered with a wicked intelligence, and a cruel, sensual mouth curled into a horrible, knowing smile. I felt the cold chill of hopelessness engulf me.

I was in the clutches of none other than the fiend known only as The Emperor of Crime.



The Mastermind is an archetype of the pulp genre. Examples include the insidious Dr. Fu Manchu, John Sunlight, Shiwan Khan and Doctor Death.

Every hero needs a good villain. King Arthur had Mordred... Sherlock Holmes had Doctor Moriarty. This Advanced Class fills that need.

A Mastermind stands head and shoulders above the average villain—they are the pinnacle of the criminal world. Often

possessing abilities equal to or greater than the heroes they oppose, the Mastermind is often only defeated through their own hubris...and often escape to plague the heroes again and again.

In the heyday of the pulps, villains were so popular, that some became the “heroes” of their own magazines!

REQUIREMENTS

To qualify to become a Mastermind, a character must fulfill the following criteria:

Attribute: Intelligence 15+

Skills: 6 ranks in any Knowledge skill, 6 ranks in Intimidate.

Feats: Iron Will

CLASS INFORMATION

Hit Die: The Mastermind gains 1d10 hit points per level. The character's Constitution modifier applies.

Action Points: The Mastermind gains a number of action points equal to 6 + one-half his character level, rounded down, every time he attains a new level in this class.

Class Skills: The Mastermind's class skills are as follows: Bluff (Cha), Craft (Int), Diplomacy (Cha), Disguise (Cha), Drive (Dex), Escape Artist (Dex), Forgery (Int), Gather Information (Cha), Hide (Dex), Intimidate (Cha), Knowledge (underworld) (Int), Move Silently (Dex), Open Lock (Dex), Profession (Int), Sense Motive (Wis), Sleight of Hand (Dex).

Skill Points at Each Level: 7 + Int Modifier.

CLASS FEATURES

The following features pertain to the Mesmerist advanced class.

Minions: The Mastermind has loyal subordinates who follow his orders. The number of minions available to the Mastermind, and the NPC level of those minions, can be found on the table on the following page.

Minions are gained based on the sum of the Mastermind's total character level and his Charisma modifier, modified by the factors listed below:

Reknown feat: +3

Infamy feat: +3

Leadership Feat: +1

Provides room, board, equipment +2

Wealthy (16+ on Wealth): +1

Rich (21+ on Wealth): +2

Regardless of the Mastermind's total level and Cha mod, they cannot have any minions with a level greater than the Mastermind's level, minus one (so, for example, a 4th level character could not have any 4th level minions, even if their modified score was 17 or better). Minions can be of any class.

Minions that are lost are replaced with new ones by the next adventure.

Class Level	Base Attack Bonus	Fort Save	Ref Save	Will Save	Special	Defense Bonus	Reputation Bonus
1st	+0	+0	+2	+2	Minions, Ill-gotten gains	+2	+1
2nd	+1	+0	+3	+3	Crime Network	+3	+2
3rd	+1	+1	+3	+3	Bonus feat	+4	+2
4th	+2	+1	+4	+4	Nefarious Influence	+4	+3
5th	+2	+1	+4	+4	Lair	+5	+3
6th	+3	+2	+5	+5	Bonus feat	+5	+3
7th	+3	+2	+5	+5	Devil's Own Luck	+6	+4
8th	+4	+2	+6	+6	Halls of Power	+6	+4
9th	+4	+3	+6	+6	Bonus Feat	+6	+4
10th	+5	+3	+7	+7	Nine Lives	+7	+5

Mastermind's Total Level + Cha mod	Number of Minions, per Minion level					
	1st	2nd	3rd	4th	5th	6th
9 or less	-	-	-	-	-	-
10	5	-	-	-	-	-
11	6	-	-	-	-	-
12	8	-	-	-	-	-
13	10	1	-	-	-	-
14	15	1	-	-	-	-
15	20	2	1	-	-	-
16	25	2	1	-	-	-
17	30	3	1	1	-	-
18	35	3	1	1	-	-
19	40	4	2	1	1	-
20	50	5	3	2	1	-
21	60	6	3	2	1	1
22	75	7	4	2	2	1
23	90	9	5	3	2	1
24	110	11	6	3	2	1
25	135	13	7	4	2	2
26	150	15	8	4	3	2
27	165	17	9	5	3	3
28	180	19	10	5	4	3
29	200	20	11	6	4	4
30	220	22	12	6	5	4
+1	+20	+2	+1	+1/2	+1/2	+1/2

Bonus feat: At 3rd, 6th and 9th level, the Mastermind gets a bonus feat, which must be taken from the following list. New feats appear in italics, and are described at the end of this document.

Brawl, Combat Expertise, Combat Martial Arts, Combat Reflexes, Confident, Deceptive, Dodge, Frightful Presence, Improved Brawl, Improved Combat Martial Arts, *Improved Critical*, Improved Initiative, *Infamy*, *Leadership*, Lightning Reflexes, Weapon Finesse, Weapon Focus.

Nefarious Influence: At 4th level, the Mastermind is capable of extending his power to influence others. He gains a +4 bonus to all Bluff, Diplomacy and Intimidate checks. In addition, opponents with fewer Hit Dice than the Mastermind's total class level suffer a -2 morale penalty to attack rolls against the Mastermind and a -2 morale penalty to all Will saves during the encounter.

Ill-gotten gains: A Mastermind's criminal enterprises make them very wealthy over time. A Mastermind adds +2 to their Wealth score per level gained in the class.

Crime Network: Starting at 2nd level, the Mastermind has access to a network of criminals that can provide him with information or goods.

The network can provide the Mastermind with nearly any commonly available item--the DC of the Wealth check for the item is halved (for example, the check to get a car with a normal purchase DC of 34 would be made at DC 17).

The GM is the arbiter of whether or not an item could be considered commonly available--for example, a Ford sedan most likely would be, whereas a Zeppelin would not.

In addition, the network provides the Mastermind with information, bestowing a +4 bonus to all Gather Information and Research checks.



Lair: At 5th level, the Mastermind gains the use of a Lair. The Lair is a secure location that acts as the Mastermind's headquarters during that adventure.

The location covers 1500 square feet per Mastermind level (so at 5th level, the lair is 7500 sq. ft.), arranged as the Mastermind desires. The Lair features a number of secret doors or escape passages equal to the Mastermind's level. The DC to find those secret doors and passages is 25.

The Lair also may feature cells to hold prisoners, torture chambers and/or death traps, as the Mastermind wishes (with the GM's approval).

The Mastermind gains a different lair each adventure.

Devil's Own Luck: It always seems as though things tend to go the Mastermind's way. At 7th level, the Mastermind may re-roll any failed roll, adding a +2 bonus, up to 3 times per adventure.

Halls of Power: At 8th level, the Mastermind's influence grows and expands to the highest levels of power. The Mastermind cannot be found guilty of any crime in a court of law. If brought to trial, the case will be thrown out on a technicality, or an escape will be arranged by contacts within the authorities themselves.

In addition, contacts will inform the Mastermind of any actions being taken against the Mastermind by PCs who share that information with the authorities.


Nine Lives: At 10th level, the Mastermind gains the ability to return from what was thought to be certain death.

If the Mastermind dies, make a Will save at DC 20. If the save is made, the Mastermind survives somehow (thrown clear of the explosion, washing up on a desert island after been thrown overboard, coming to in a hospital when they've already been declared dead, etc.) and one "life" is removed from their total.

The Mastermind literally has 9 of these lives to spend. If the save is failed, the Mastermind loses a life and must continue to roll until the save is made (losing a life for each failure). If the Mastermind has no lives remaining, the death is permanent.

Gamemasters will find that they need to use the "Obscure death" method when using this ability--keeping the final fate of the Mastermind a mystery.

Whenever possible, the situation should be described in such a way that verification is difficult if not impossible (a Mastermind who is shot can fall out a nearby window, for example).



ADVANCED CLASS:

MENMERIST

“Look deeply into my eyes...” Morgan the Mystic focused his gaze upon the woman seated in the stark metal chair of the third precinct’s interrogation room.

Detective Matt Murphy rolled his eyes and fetched a cigarette out of the pack in his jacket pocket. The


dame was guilty, and this was an open-and-shut case. She was found standing over the District Attorney’s body, smoking pistol in her well-manicured hand. No motive--there wasn’t any indication that a wealthy socialite like Francine Farmer had any interaction

with the DA outside of the occasional society fundraiser. Of course, when you’re caught literally red-handed, there’s not much need for a motive.

But still, the Captain thought it necessary to bring in this carnival side-show.

Murphy took a drag on the cigarette as the stage

magician, a long-time friend of his Captain, muttered to the girl, waving his hands theatrically in front of her face. She hadn’t said a word since she’d been brought in. First, Murphy thought she was playing dumb...now, though, he was guessing that it was shock--perhaps the realization of what she had done.



Suddenly, the girl’s eyes closed, and she slumped in the chair, unconscious. Morgan the Mystic drew himself up to his full height, and turned to face the stocky detective.

“It’s just as I suspected, Detective Murphy,” the magician said. “Francine Farmer has already been the subject of an extensive amount of hypnosis. She did kill the District Attorney, but she was used as an unwitting pawn. She no more could control her actions than you could stop

your heart from beating. There’s only one man I know of who has that kind of hypnotic power...”

Murphy dropped his cigarette. “You don’t mean--”

“Yes,” replied Morgan. “The insidious Doctor Tsung-chi Sin, the devil of Chinatown.”

The Mesmerist is an archetype of the pulp genre. Examples include the Green Lama, Chandu the magician and Don Diavolo, the Scarlet Wizard.

The Mesmerist is a trained hypnotist and an expert in the use of his own animal magnetism to sway the will of others. A Mesmerist may work as a private counselor or as a stage magician or assist in solving crimes. Some use their abilities to help solve the problems of others. Others seek only to enhance their own wealth and reputation.

The Mesmerist may follow the practices developed by Dr. Franz Anton Mesmer in the 18th Century, some may see it as the science of etheric magnetism, and others may base their abilities on practices from India, classical Greece, or another occult source. Many Mesmerists see their abilities as the result of greater mind influencing a smaller mind. Most firmly believe that a person of loose character cannot become a powerful hypnotist.

Select this advance class if you want your character to be a master of mystic arts with the ability to sway other characters.

REQUIREMENTS

To qualify to become a Mesmerist, a character must fulfill the following criteria:

Attribute: Intelligence 14+

Skills: Knowledge (arcane lore) 5 ranks, Knowledge (Behavioral Sciences) 2 ranks

CLASS INFORMATION

Hit Die: The Mesmerist gains 1d6 hit points per level. The character's Constitution modifier applies.

Action Points: The Air Ace gains a number of action points equal to 5 + one-half his character level, rounded down, every time he attains a new level in this class.

Class Skills: The Mesmerist's class skills are as follows.

Bluff (Cha), Concentration (Con), Diplomacy (Cha), Gather Information (Cha), Intimidate (Cha), Knowledge (arcane lore, behavioral sciences, current events, history, popular culture, theology & philosophy) (Int), Listen (Wis), Perform (act, stand-up) (Cha), Profession (Wis), Read/Write Language (none), Research (Int), Sense Motive (Wis), Sleight of Hand (Dex), Speak Language (none), and Spot (Wis).

Skill Points at Each Level: 7 + Int Modifier

Class Level	Base Attack Bonus	Fort Save	Ref Save	Will Save	Special	Defense Bonus	Reputation Bonus
1st	+0	+0	+0	+2	Hypnotic ability, hypnotic trance	+0	+1
2nd	+1	+1	+1	+2	Trick	+1	+2
3rd	+1	+1	+1	+3	Bonus feat	+1	+2
4th	+2	+1	+1	+4	Command word	+1	+3
5th	+2	+1	+2	+4	Lengthy Trance, winning smile	+2	+3
6th	+3	+1	+2	+5	Bonus feat	+2	+3
7th	+3	+2	+2	+6	Compulsion	+2	+4
8th	+4	+2	+3	+6	Eschew Focus	+2	+4
9th	+4	+3	+3	+7	Bonus Feat	+3	+4
10th	+5	+3	+4	+7	Past life regression	+3	+5

CLASS FEATURES

The following features pertain to the Mesmerist advanced class.

Hypnotic Ability: A number of times per day equal to the Mesmerist's class level + Intelligence modifier, a Mesmerist can attempt to place a target (a GM character) in a hypnotic state, using any of the abilities listed below.

Hypnotic Trance: A Mesmerist can place a target in a hypnotic trance. A Mesmerist does this by making a hypnosis check with a bonus equal to his Mesmerist class level + his Intelligence modifier against a DC equal to the target's Wisdom. If the target is resisting the attempt at hypnosis, the target's base Will save modifier is added to the target's Wisdom (Note that the target's Wisdom modifier is not added to the DC). An attempt at hypnosis requires a full-round action, and an object, such as a pocket watch or fob, is required to gain the target's attention in order to place them in a hypnotic state. A Mesmerist and the target must be able to speak the same language. If a Mesmerist has 5 or more ranks in Concentration, he gains a +2 bonus on hypnosis checks. If a Mesmerist has 5 or more ranks in Knowledge (behavioral sciences), he gains a +2 bonus on hypnosis checks.

On subsequent rounds, once the target is in a hypnotic state, the Mesmerist may either question the target or give them a suggestion. A hypnotic trance lasts for a number of minutes per Mesmerist class level. If the Mesmerist spends an action point, the duration is increased to 10 minutes per level.

Questioning: The Mesmerist may ask a number of questions equal to $1d3$ + his Mesmerist class level. Each round, the Mesmerist will learn the answer to one question, to the best of the

target's knowledge. The Mesmerist may spend an action point to increase the number of questions. Any action points spent to increase the duration or extent of this, or any other hypnotic ability, would be in addition to any action points spent on the hypnosis check.

Suggestion: The Mesmerist suggests a course of action (limited to a sentence or two) to influence the target's actions. The suggestion must be worded in such a manner as to make the action sound reasonable. Asking the target to stab himself, throw someone dear to them out of a window, or some other harmful act automatically negates the hypnotic state. However, a suggestion that a vat of acid is actually pure water and that a quick dip would be refreshing is another matter. A common suggestion is that the target go to sleep. Stage magicians often implant the suggestion that the target is another person or an animal, such as a chicken. A target will remain under a hypnotic suggestion for a number of minutes equal to the Mesmerist's class level.

Trick: Beginning at 2d level, the Mesmerist has the ability to temporarily confuse a target (a GM character) through the use of ploy and deception. The target must have an Intelligence score of 3 or



higher to be susceptible to a trick, must be within 30 feet of the Mesmerist, and must be able to hear and understand him.

To play a trick on a target, the Mesmerist must use a full-round action and make an Intelligence check (DC 15), adding his Mesmerist level as a bonus. If the Intelligence check succeeds, the target can try to think quickly and ignore the trick.

The target resists the trick by making a Reflex saving throw (DC 10 + Mesmerist's class level + Mesmerist's Int bonus). If the saving throw fails, the target becomes dazed (unable to act, but can defend normally) for 1 round.

A trick can only be played on a particular target once per encounter. After the first trick in an encounter, whether the attempt succeeds or not, that target becomes wary and immune to such ploys.

Bonus Feats: At 3d, 6th, and 9th level, the Mesmerist gets a bonus feat. The bonus feat must be selected from the following list (new feats are listed in *Italics*), and the Mesmerist must meet all the prerequisites of the feat in order to select it.

Alertness, *Assessment*, Attentive, Confident, Deceptive, Educated, Focused, Frightful Presence, Iron Will, Low Profile, Renown, *Trance*, Trustworthy.

Command word: Beginning at 4th level, a Mesmerist is able provide a target with a command

word that will make it easier to put the target into a hypnotic state at any time over the next few days (equal to the Mesmerist's class level). The Mesmerist should strive to provide a command word that the target is unlikely to hear during the normal course of her day. A command word allows a Mesmerist to remotely direct a target by speaking over a telephone or radio. While a command word is in effect, the Mesmerist will still need to make a hypnosis check to activate the target's hypnotic state, but the DC will be halved.


Lengthy trance: At 5th level and above, a Mesmerist's hypnotic trance lasts for 10 minutes per Mesmerist class level. If the Mesmerist spends an action point the duration is increased to hours per level.

Winning Smile: Beginning at 5th level, a Mesmerist develops such a force of

personal magnetism that he can convince a single target to regard him as a trusted friend. (If the target is currently being threatened or attacked by the Mesmerist or his allies, this ability will not work.)

The target makes a Will saving throw to avoid being persuaded by the Mesmerist's words and actions. The DC is 10 + Mesmerist's class level + Mesmerist's Charisma modifier.

This ability does not enable the Mesmerist to control the target, but the target perceives the Mesmerist's words and actions in the most favorable way. The Mesmerist can try to give the



target orders and suggestions, but he must win an opposed Charisma check to convince the target to perform any actions he wouldn't normally undertake. The target never obeys suicidal or obviously harmful orders, and any act by the Mesmerist or her allies that threatens the target breaks the mood and clears the target's head. Otherwise, the target will remain won over for one minute per Mesmerist class level.

After the duration ends, the GM determines the reaction and attitude of the target based on what the Mesmerist compelled the target to do.

Compulsion: A Mesmerist of 7th level or higher can direct a target to carry out longer and more elaborate tasks than under a Hypnotic Suggestion. The commands given to a target still need to be simple and unambiguous (such as "go, take the jewels from the safe, and bring them back to me"). The Mesmerist may need to monitor the target and provide further direction to ensure that tasks are carried out as intended. A Hypnotic Compulsion will last for a number of hours equal to the Mesmerist's class level. The duration may be increased to days per level if the Mesmerist spends an action point.

If the target is directed to take an action that goes against his nature, he may attempt a Will saving throw to come out of the hypnotic state (DC equal to 10 + Mesmerist's class level + Mesmerist's Intelligence modifier).

Eschew Focus: A Mesmerist of 8th level or higher no longer requires a focus to place a target in a hypnotic state.

Past Life Regression: A 10th level Mesmerist can impel a target to remember experiences from a past life. While in this hypnotic state, a target can employ 1d3+1 skills and one feat used in the past life. The Mesmerist must describe the general historic period that he is attempting to reach (e.g. ancient Rome), but the GM has the final say as to what skills and what feat may come into play through use of this ability. This ability lasts for a number of hours equal to 1d3 + the Mesmerist's class level.



MOBSTER

It was almost nine o'clock when I entered the club, hoping to hear my Betty sing. I had to hand it to Manny; only a few years ago, this place was an unmarked speakeasy in the basement of a hotel. Now, with Prohibition over and the G-Men off his back, Manny really turned this place into a classy joint.

Betty wasn't on stage yet, so I walked over to the bar. Eric eyed me as I approached as he wiped a glass. Without a word, he turned around and grabbed a bottle of scotch off the shelf. I sat on a stool in the corner just as Eric poured a shot in front of me.

"How's business, Joey?" Eric asked half-interested. Eric used to work for me in the good old days, running booze from across the border. Those days were gone now, and I had to let Eric go. Fortunately, Manny needed some extra help expanding his operation.

"Same old story," I lied not-too-convincingly. With alcohol legal again, all I had to fall back on was my numbers racket. I was never much of a businessman; I used what worked. Now that things didn't work

that way anymore, I was lost. Truth be told, I was surviving more on what I'd socked away in the past than in new business. It was almost enough to make me go legitimate. I sighed and emptied my glass.

"Manny wanted to see me?"

Eric leaned over the bar a bit, not that anyone hear would care. Eric was always careful with his words. I appreciated that. "Manny's shipments are becoming more expensive lately. He'd like to know why and you're the best at extracting that kind of information." He poured me another drink.

I gave Eric a small grin. What he was really saying was that someone was disrupting Manny's supply line and trying to extort higher prices from him. Manny apparently had a possible lead,

tied up in the back, and he wanted me to extract the information from him. After all, I was still one of the best leg breakers in the city. I downed my second drink.

"Manny's in the back?" I asked. Eric nodded and took back the glass, wiping it down for the next



customer. I sighed as I slid off the stool. I once commanded ten men, and now I was going back to my roots. Still, a job is a job and Manny was an old friend. Before I left the club tonight, I would make sure the canary would sing.

It is almost impossible to think about the Pulp Era without thinking about the Mobster. Whether they are used as little more than muscle or gangland intrigue, the Mobster is a critical element in many Pulp. They are the quintessential “bad guys.”

While this Advanced Class assumes a villainous character, it is possible for a player character (PC) to have levels in this Advanced Class, especially if the Game Master (GM) is running a Mobster-themed campaign. The PC may also be a former mobster who’s left his old life behind, providing a colorful background (and old unsettled scores) for his new profession.

REQUIREMENTS

To qualify to become a Mobster, a character must fulfill the following criteria:

Base Attack Bonus: +2

Skills: Intimidate (6 ranks), Knowledge (streetwise) (6 ranks)

Feat: Advanced Firearms Proficiency

CLASS INFORMATION

Hit Die: The Mobster gains 1d10 hit points per level. The character’s Constitution modifier applies.

Action Points: The Mobster gains a number of action points equal to 5 + one-half his character level, rounded down, every time she achieves a new level in this class.

Class Skills: The Mobster’s class skills are as follows: Bluff (Cha), Demolitions (Int), Diplomacy (Cha), Drive (Dex), Forgery (Int), Hide (Dex), Intimidate (Cha), Knowledge (business, streetwise) (Int), Listen (Wis), Move Silently (Dex), Profession (Wis), Read/Write Language, Ride (Dex), Sense Motive (Wis), Sleight of Hand (Dex), Speak Language, Spot (Wis).

Skill Points at Each Level: 5 + Int Modifier

CLASS FEATURES:

Affiliation: In order to become a Mobster, it is necessary to join a Mob. There are generally two types of Mob: Independent and Family. An Independent Mob is a small group of criminals who work together as long as it is convenient. Mobsters are generally free to come and go in Independent Mobs, as long as they don’t rat out their former

Class Level	Base Attack Bonus	Fort Save	Ref Save	Will Save	Special	Defense Bonus	Reputation Bonus
1st	+0	+1	+1	+0	Affiliation, No Stool Pigeon	+1	+1
2nd	+1	+2	+2	+0	Drive-By, Leg Breaking	+1	+1
3rd	+2	+2	+2	+1	Bonus Feat	+2	+1
4th	+3	+2	+2	+1	Sweep, Seedy Favor	+2	+2
5th	+3	+3	+3	+1	Safe House	+3	+2
6th	+4	+3	+3	+2	Bonus Feat, Arm Twisting	+3	+2
7th	+5	+4	+4	+2	Improved Sweep	+4	+3
8th	+6	+4	+4	+2	Discern Lie	+4	+3
9th	+6	+4	+4	+3	Bonus Feat	+5	+3
10th	+7	+5	+5	+3	Made Man	+5	+4

associates. Family Mobs, such as the Mafia, are larger organizations with strong codes of conduct and obligations. There is less freedom for a Mobster in a Family Mob.

Mobsters gain the benefit of their Affiliation's reputation (usually +5 to +10) when dealing with others who would respect that Affiliation's reputation. If the Mobster leaves a Mob, he will lose this benefit as well as any Contacts gained by this Advanced Class. The Mobster only regains these Class Abilities when he joins a new Mob.

No Stool Pigeon: One of the initial "tests" of a Mobster is his ability to keep quiet when pressured or arrested by the authorities. The Mobster gains a +4 circumstance bonus to Will saves when being interrogated about his Affiliation. This stacks with the Iron Will feat.

Drive-By Shooting: The Mobster learns how to position himself on a vehicle's running board while aiming and shooting a Tommy gun. The Mobster gains the Drive-By Attack feat.

Leg Breaking: The Mobster can acquire information from reluctant sources through actual physical harm. While this method lacks finesse and sophistication, it is brutally effective. The Mobster adds a +2 circumstance bonus to his Intimidation check when using non-lethal force on a subject, or a +4 circumstance bonus if he uses lethal force.

In order to use this "technique," the victim must first be immobilized (e.g. tied to a chair, arms held by accomplices). The Mobster then attacks him (automatically hitting in both cases), dealing normal damage. The Mobster may not pull punches or cause superficial wounds. Once the damage is dealt, the Mobster may apply the Leg Breaking bonus to his Intimidation check.

If the attempt fails, the Mobster may continue trying until the victim relents or is beaten into unconsciousness or death. Once the Mobster has started Leg Breaking, he may not substitute a normal Intimidation roll (he may, however, alternate between using lethal and nonlethal force, so long as

he applies the appropriate bonus). The Leg Breaking bonus is not cumulative; the Mobster only gains the benefit or +2 or +4.

Bonus Feat: At 3rd, 6th and 9th level, the Mobster gets a bonus feat, which must be taken from the following list: Agile Riposte, Burst Fire, Combat Reflexes, Dead Aim, Elusive Target, Improved Initiative, Low Profile, Point Blank Shot, Precise Shot, Quick Draw, Renown, Shot on the Run, Strafe.

Sweep: A Mobster knows how to size up an area and get the lay of the land in a single sweep of his or her eyes. This sweep provides a +4 circumstance bonus on Spot checks and covers an area out to 30 feet away from the Mobster. The Mobster can use this bonus at the start of an encounter.

Anything not concealed can be spotted in a sweep with a successful check (DC 10). The DC for concealed or less obvious threats is equal to their Hide check result.

Seedy Favor: This class feature is similar to the Charismatic Hero's Favor talent. Starting at 4th level, the Mobster has the ability to request minor aid from anyone connected or associated with his mob. By making a Seedy Favor check, the Mobster can gain important information, keep people quiet, hide stolen loot, acquire the loan of equipment, or receive other minor assistance in the course of the adventure.

The Mobster spends 1 action point to activate this feature. To make a Seedy Favor check, roll a d20 and add the character's Seedy Favor bonus, equal to the character's Mobster level (any Charismatic Hero levels will stack with this if the character has the Favor talent). The GM sets the DC based on the scope of the Seedy Favor. The DC ranges from 10 for a simple favor (such as keeping one's mouth shut or pointing out someone in a room) to as high as 30 for formidable or dangerous favors (violently covering the Mobster's escape, hiding drugs). A Mobster can't take 10 or 20 on this check, nor can the hero retry the check for the same (or virtually the same) favor.

Seedy favors should help advance the plot of an adventure. A favor that would enable a character to avoid an adventure altogether should always be unavailable to the character, regardless of the result of a seedy favor check.

The GM should carefully monitor a Mobster's use of seedy favors to ensure that this ability isn't abused. The success or failure of a mission shouldn't hinge on the use of a favor, and getting a favor shouldn't replace good roleplaying or the use of other skills. The GM may disallow any favor deemed to be disruptive to the game.

Safe House: The Mobster has a few secret locations around the city where he can lay low for a while if the heat is turned up on him. These "safe houses" often have money, guns, and ammunition stored in them. Anyone trying to find the Mobster is assessed a +5 penalty to appropriate skill DCs.

Should the Mobster be compromised in his safe house, he gains a +2 circumstance bonus on any skill checks that would directly or indirectly assist in his escape. He also gains a +2 defensive bonus while inside the Safe House.

Arm-Twisting: Thanks to his leg breaking experience and reputation, the Mobster can now acquire a +2 circumstance bonus to his Intimidation checks with the threat of physical force. The victim must still be immobilized, but the Mobster no longer has to actually harm the victim in order to gain the +2 bonus. The Mobster may combine Arm-Twisting with a non-lethal attack to gain a +4 bonus (no further bonus is gained if the Mobster uses lethal force).

Unlike Leg Breaking, the Mobster may not use regular Arm-Twisting consecutively, since his threat must be carried out. If the victim resists the first Intimidate check, then the Mobster must either resort to Leg Breaking or add a nonlethal attack to his Arm Twisting. The Mobster may return to regular Arm-Twisting in the third round.

Improved Sweep: At 8th level, a Mobster's ability to get the lay of the land improves. Now the Mobster not only spots potential perils with a successful check, he or she can determine the relative strength

of these dangers. A successful check relates the danger's strength compared to the Mobster: stronger (higher level or Hit Dice), on par (same level or HD), or weaker (lower level or HD).

Discern Lie: At 7th level, a Mobster develops the ability to gauge whether another character is telling the truth by reading facial expressions and interpreting body language. The Mobster must be able to see and hear (but not necessarily understand) the individual under scrutiny.

With a successful Sense Motive check opposed by the subject's Bluff check result or against DC 10 (whichever is greater), the Mobster can tell whether the subject is deliberately and knowingly speaking a lie. This ability doesn't reveal the truth, uncover unintentional inaccuracies, or necessarily reveal omissions in information.

Made Man: The Mobster has become well respected in the Underworld. He enjoys a certain degree of immunity from assassination by rival mobs. If the Mobster has an Affiliation with a Family mob, this class feature involves a formal ceremony. If the Mobster has an Affiliation with an Independent Mob, he simply garners a greater degree of respect from other Mobs.

A Made Man will only be the target of an assassination if certain conditions are met. If the Mobster belongs to a Family Mob, his own Family Boss must approve of the assassination. If the Mobster is an Independent, he must offend a Family Boss in such a way that offends other Family Bosses.

Absent a sanction, a Made Man may use this class feature to prevent a Hit Man or other Underworld figure from injuring or killing him. This class feature acts as a +10 bonus to Diplomacy checks in such cases.

ADVANCED CLASS:

NOBLE SAVAGE

Kamba crept silently along the upper branches of the tree, watching the column of men hack their way through the jungle beneath him, machetes clearing a wide swath ahead of them.

The night-birds had cried their alarm at this intrusion, and for once, their agitation was justified. Kamba had discovered the bodies of the Tumutu villagers that these men had tortured to death. The intruders had pried from them the secret of the location of the Lost City.

Kamba did not know the tribe of these intruders, but as they marched through the jungle, each marked by the emblem of a crooked cross, his instinct told him that the secrets of the Lost City could not be allowed to fall into the hands of such men.

He grabbed his spear in both hands, and leapt from the branch, bursting through the leafy canopy to land in a fighting crouch directly in front of the column of men. His green eyes flashed dangerously, and a low, animal growl rumbled from deep within him.

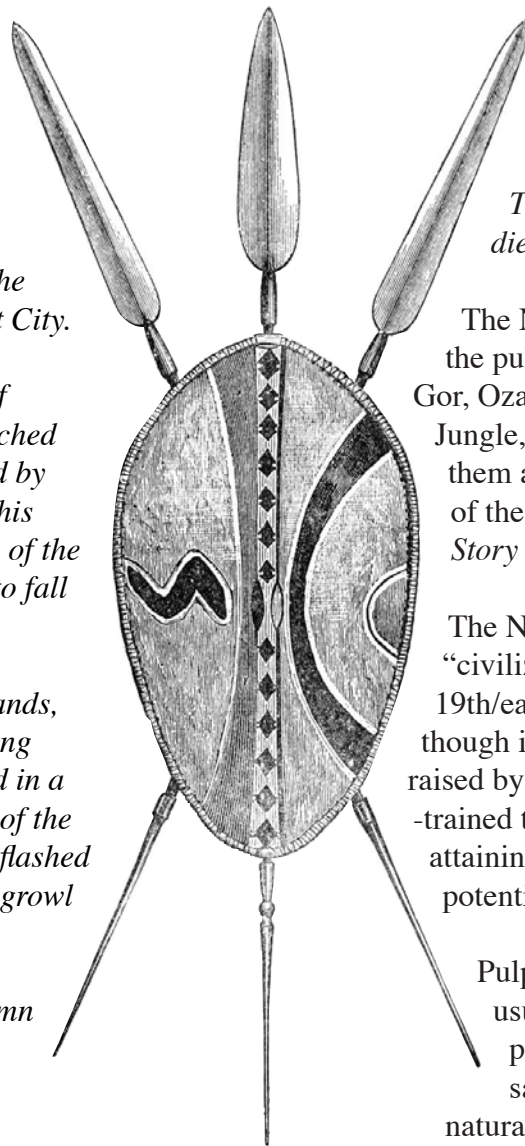
The men at the head of the column dropped their machetes, and the hired pack-bearers fled, all shouting "Kamba! Kamba!"

Sturmbannfuhrer Eberhardt, the man in command of the expedition, heard the shouts of the porters, and saw the golden-maned figure advancing on his men, spear in hand.

"Gott im Himmel! It is Kamba--Lion-man of the Congo! "

The order to fire never escaped Eberhardt's lips. He found himself staring, dumbfounded, at a 3-foot length of spear protruding from his chest.

Kamba drew his knife and stalked forward with dire purpose. The secret of the Lost City would die with these men.



The Noble Savage is an archetype of the pulp genre. Examples include Ki-Gor, Ozar the Aztec, Sheena: Queen of the Jungle, and, of course, the forefather of them all, Edgar Rice Burroughs' Tarzan of the Apes, who first appeared in *All-Story Magazine* in October 1912.

The Noble Savage is a person from a "civilized culture" (as defined by late-19th/early 20th century standards) who, though incredible circumstances, was raised by creatures of the animal kingdom--trained to survive in the wilderness and attaining the pinnacle of human physical potential.

Pulp tales featuring the Noble Savage usually involved the character presented as the King of their savage domain, protecting the natural world from the machinations of some villain or another, although on occasion, the Noble Savage's adventures would taken them to the civilized world, where they would inevitably demonstrate their innate superiority in any environment.

REQUIREMENTS

To qualify to become a Noble Savage, a character must fulfill the following criteria:

Attribute: Dexterity 15+, Strength 15+

Skills: Handle Animal (3 ranks), Survival (6 ranks)

CLASS INFORMATION

Hit Die: The Noble Savage gains 1d10 hit points per level. The character's Constitution modifier applies.

Action Points: The Noble Savage gains a number of action points equal to 6 + one-half his character level, rounded down, every time he attains a new level in this class.

Class Skills: The Noble Savage's class skills (and key ability for each skill) are as follows: Balance (Dex), Climb (Str), Concentration (Con), Craft (Int), Escape Artist (Dex), Gather Information (Cha), Handle Animal (Cha), Hide (Dex), Intimidate (Cha), Jump (Str), Knowledge (Nature) (Int), Listen (Wis), Move Silently (Dex), Ride (Dex), Spot (Wis), Survival (Wis), Swim (Str), Tumble (Dex).

Skill Points at Each Level: 4 + Int Modifier

CLASS FEATURES

The following features pertain to the Noble Savage advanced class.

Totem: The Noble Savage was raised by creatures of the wild, and develops the skills used every day by his animal patrons. Through the awakening of an untapped potential within, the Noble Savage gains special talents and abilities considered foreign to other members of his native species.

At 1st level, the Noble Savage selects a totem animal from the list on the next page. Once the totem animal is chosen, it may not be changed unless otherwise approved by the GM. This totem represents the species who raised the Noble Savage, and whose abilities he or she will emulate. The Noble Savage gains 1 new ability of the player's choice from the list of abilities provided for that totem. Another ability (from the same list) may be chosen at 4th level, 7th level, 9th level and 10th level. The Noble Savage may not select any ability multiple times, unless otherwise specified in the description.

Class Level	Base Attack Bonus	Fort Save	Ref Save	Will Save	Special	Defense Bonus	Reputation Bonus
1st	+0	+2	+2	+0	Totem, Animal Companion, Feral	+1	+0
2nd	+1	+3	+3	+0	Master of the Wild	+2	+1
3rd	+2	+3	+3	+1	Uncanny Dodge, Bonus Feat	+2	+1
4th	+3	+4	+4	+1	Totem	+3	+2
5th	+4	+4	+4	+1	Uncanny Dodge, Bonus Feat Master of the Wild (2/day)	+3	+2
6th	+5	+5	+5	+2	Feral Senses, Bonus Feat	+4	+3
7th	+5	+5	+5	+2	Totem, Uncanny Dodge	+4	+3
8th	+6	+6	+6	+2	Master of the Wild (3/day), Feral Voice	+5	+3
9th	+6	+6	+6	+3	Totem, Uncanny Dodge	+5	+4
10th	+7	+7	+7	+3	Totem, Master of the Wild (4/day)	+6	+4

TOTEM ANIMALS

LION:

Toughness	+3 hit points*
Ambush	+4 competence bonus to all Hide Checks
Stalking	+4 competence bonus to all Move Silently Checks
King of the Jungle	+4 competence bonus to all Intimidate Checks
Pounce	Can make a full attack after a move action if attacking in the 1st round.

* May be selected multiple times

CHEETAH:

Speed	+5 ft. to Speed*
Center of Balance	+2 competence bonus to all trip attacks *
Moving Target	+1 bonus to Defense
Quick Reflexes	+1 bonus to Reflex saves
Trip	can attempt to trip an opponent (+3 check mod) after a successful attack, without making a touch attack, or provoking an attack of opportunity

* May be selected multiple times

APE:

Deceptive Intellect	+2 skill points*
Master Climbers	+4 competence bonus to all Climb Checks
Animal Agility	+4 competence bonus to all Tumble Checks
Quick Movement	+1 bonus to Defense
Jungle Warrior	doubled critical threat range w/ unarmed attacks

* May be selected multiple times



BEAR:

Sturdy Build	+3 hit points*
Natural Swimmer	+4 competence bonus to all Swim Checks
Inner Might	+1 bonus to Fortitude saves
Thick Skinned	+1 bonus to Defense
Great Strength	+1d6 damage to unarmed attacks

* May be selected multiple times

WOLF:

Skilled Hunter	+2 skill points*
Tracker	+4 competence bonus to all Survive Checks
Hard Target	+1 bonus to Defense
Pack Tactics	+4 bonus to melee attacks when flanking
Trip	can attempt to trip an opponent (+3 check mod) after a successful attack, without making a touch attack, or provoking an attack of opportunity

* May be selected multiple times

Other Totem animals can be created, with the approval of the GM. The pulps included examples of Noble Savages raised by such strange choices as Elephants and Vultures!

Animal Companion: As a child of the wilderness, the Noble Savage typically looks to creatures of the wild for friendship. At 1st level, the Noble Savage may start with an animal companion--a lifelong friend with whom the Noble Savage has established complete trust. The Noble Savage's companion may be any animal type (with the GM's approval), and may have up to 3 Hit Dice.



Feral: As a creature of the wild, the Noble Savage possesses an animalistic nature. At 1st level, the Noble Savage gains a +3 bonus to all Handle Animal and Intimidate checks.

Master of the Wild: At 2nd level and above, the Noble Savage gains the ability to call on the natural talents of his animal heritage once per day, performing amazing feats of skill and athleticism. Each round, the Noble Savage gains a +10 circumstance bonus to any one class skill of his choice. The Noble Savage may choose a new skill each round, but he gains the bonus on only one skill per round. This ability lasts for a number of rounds equal to 3+ the Noble Savage's Constitution modifier.

At 5th level, the Noble Savage can do this twice a day. At 8th level, three times a day, and at 10th level, four times a day.

Uncanny Dodge: At 3rd level and above, the Noble Savage retains his Dexterity bonus to Defense when caught flat-footed or struck by an unseen attacker.

At 5th level, the Noble Savage can no longer be flanked. The exception to this defense is that a character with the uncanny dodge ability at least 4 levels higher than the Noble Savage can still flank.

At 7th level, the Noble Savage gains a +1 bonus to Reflex Saves made to avoid traps, and a +1 dodge bonus to Defense against all attacks made by traps. At 9th level, these bonuses rise to +2.

Bonus Feat: At 3rd, 5th, and 6th level, the Noble Savage may take a Bonus Feat. The feat must be taken from the following list.

Alertness, Animal Affinity, Archaic Weapons Proficiency, Athletic, Brawl, Combat Expertise, Combat Reflexes, Defensive Martial Arts, Dodge, Elusive Target, Endurance, Exotic Melee Weapon Proficiency, Frightful Presence, Great Fortitude, Heroic Surge, Improved Brawl, Improved Initiative, Lightning Reflexes, Mobility, Power Attack, Spring Attack, Track, Weapons Finesse.

Feral Senses: At 6th level, the Noble Savage gains the use of Feral Senses, gaining a +2 bonus on all Listen and Spot checks (+4 if the character already has the Alertness feat).

Feral Voice: At 8th level, the Noble Savage gains the ability to mimic the sounds of animals, from mating calls to threatening roars. The Noble Savage makes a opposed Knowledge (nature) check against a Listen check in order to imitate the sounds of any small, medium or large animal. This can be used to trick others, or to attract the attention of other animals in the area, making them react appropriately (a lion's roar, for example, might draw other lions to investigate, or make gazelles run, etc.).



ADVANCED CLASS:

PARAGON

I watched in amazement as Erasmus Quinn finished the last delicate adjustments to the device lying on the laboratory bench in front of him. With hands like a surgeon (which, I was later to learn, is one of the many degrees held by the man), he soldered the last connections into place.

“There.” He stood and stretched his back, stiff after the hours of work put into the invention.

“This projector should fire a strong enough electro magnetic blast to disable Satan’s Robot. We just need to get close enough.”

Quinn scooped up the device and hurried for the door. I nearly ran into him as he stopped suddenly, whirling around to face me. “Wait,” he said. “Do you know how to fly an autogyro?” I responded that I did not.

Quinn pondered the issue for a split-second, and then his face lit with a realization. “Never mind, Jack,” he said with a broad grin, “I just remembered -- I can.”

..and with that, he rushed out the door.

The Paragon is an archetype of the pulp genre--a two-fisted scientific detective jack-of-all-trades. Examples include Doc Savage, Captain Hazzard and Buckaroo Banzai.

The character embodies the popular view of science and scientists in the days before the Atomic Age led to science becoming a source of anxiety and distrust. The Paragon was the brilliant embodiment of the American ideal: strong, square-dealing, forthright, morally pure, educated, clever and resourceful.

Paragons should be the focus character of a

campaign--usually their stories were adventures of a single hero and a team of expert assistants, all of whom were heroes in their own right, albeit shining less brightly than the central star.

The tales were often globe-trotting, usually beginning in the comfortable surroundings of the United States before taking readers to far-off, exotic lands. Their adventures were action-packed



and fast-paced (as was standard for the hero pulps), and science (or at the very least, some sort of invention) always played a part, whether as the focus of the tale, or as part of the tools used by the Paragon to solve whatever problem was to be faced in that issue.

REQUIREMENTS

To qualify to become a Paragon, a character must fulfill the following criteria:

Base Attack Bonus: +2

Skills: Concentration 6 ranks, Craft (any) 6 ranks, Any one other skill at 6 ranks.

Feats: Educated

CLASS INFORMATION

Hit Die: The Paragon gains 1d12 hit points per level. The character's Constitution modifier applies.

Action Points: The Paragon gains a number of action points equal to 6 + one-half his character level, rounded down, every time he attains a new level in this class.

Class Skills: The Paragon's class skills are as follows: Balance (Dex), Climb (Str), Concentration (Con), Craft(any)(Int), Decipher Script (Int), Drive (Dex), Escape Artist (Dex), Gather Information (Cha), Hide (Dex), Investigate (Int), Jump (Str), Knowledge (Any) (Int), Listen (Wis), Move Silently (Dex), Read/Write Language (none), Repair (Int), Research (Int), Search (Int), Speak Language (none), Spot (Wis).

Skill Points at Each Level: 9 + Int Modifier

CLASS FEATURES

The following features pertain to the Air Ace advanced class.

Jack of All Trades: The Paragon has picked up a smattering of even the most obscure skills. They may use any skill untrained, even those that normally require training and those that are exclusive to classes in which the Paragon has no levels. The Paragon cannot, however, gain ranks in a skill unless they are allowed to select it.

Class Level	Base Attack Bonus	Fort Save	Ref Save	Will Save	Special	Defense Bonus	Reputation Bonus
1st	+0	+1	+1	+0	Jack of All Trades, Gadgets, Weird Science	+1	+1
2nd	+1	+2	+2	+1		+1	+1
3rd	+1	+2	+2	+1	Bonus Feat	+2	+1
4th	+2	+3	+3	+1		+2	+2
5th	+2	+3	+3	+2	Improved Jack of All Trades Bonus Feat	+3	+2
6th	+3	+4	+4	+2		+3	+2
7th	+3	+4	+4	+3	Bonus Feat	+4	+3
8th	+4	+5	+5	+3		+4	+3
9th	+5	+5	+5	+4	Bonus Feat	+5	+3
10th	+6	+6	+6	+5	Exemplar	+5	+4

Gadgets and Weird Science:

At 1st level, The Paragon gets the ability to invent Gadgets, as well as the ability to create Weird Science.

Gadgets are inventions that use feasible, real-world technology available in the 1930s, although the invention can use the technology in novel ways, or in combination (a cane that has a concealed firearm, for example).

Weird Science, however, is the realm of the impossible or bizarre: thought-reading helmets, water-breathing pills, super-sonic zeppelins, atomic ray guns, etc.

These are things that were not possible in the 30s, and most likely remain impossible today.

Gadgets and Weird Science are handled differently:

A gadget is defined by five attributes: **Speed, Damage, Range, Uses,** and **Abilities.** Not every gadget possesses every attribute--a car, for example, would not be likely to have a Damage rating. Each of the five attributes is discussed below:

Speed: Any gadget that moves under its own power possesses the speed attribute. Select the top speed on the table below, and note the corresponding modifier:

<u>Speed</u>	<u>Modifier</u>
20 MPH	1
60 MPH	5
100 MPH	10
150 MPH	15
200 MPH	20
500 MPH	25
Super-sonic	30
Lightspeed	35



Damage: Any gadget that is a weapon or otherwise causes harm must possess the damage attribute. Pick one of the damage levels listed on the table below, and note the corresponding modifier:

<u>Damage</u>	<u>Modifier</u>
d4, per die	2
d6, per die	3
d8, per die	4
d10, per die	5
d12, per die	6

Range: If a gadget is capable of using its abilities over a distance, it must possess the range attribute. This would include ranged weapons, communications devices, sensors, etc. Pick a value from the table below and note the corresponding modifier:

<u>Range (non-weapon)</u>	<u>Range Increment (weapon)</u>	<u>Modifier</u>
Close (100ft or less)	30ft	5
Short (300 ft or less)	40ft	10
Medium (1500 feet or less)	50ft	15
Long (1 mile or less)	70ft	20
Extreme (100 miles or less)	90ft	25
Remote (1000 miles or less)	110ft	30
Worldwide	150ft	35

Uses: All gadgets possess the uses attribute, which determines how long the gadget may be used before it needs to be reloaded, repaired, or otherwise

recharged. Pick a value from the table below and note the corresponding modifier:

Duration (non-weapon)	Uses(weapon)	Modifier
10 minutes	1	2
1 hour	2	4
12 hours	4	8
1 day	6	12
1 week	8	16
1 month	16	20
6 months	32	25
1 year	100	30
Infinite	Infinite	35

A weapon that reaches the limit of its uses must be reloaded. A non-weapon that reaches the end of its duration must undergo maintenance to be used again--this takes 8 hours, spread out as the player wishes.

Abilities: Any gadget which performs the function of any skill or feat must have this attribute. (Armor falls under this attribute as well, with the Defense Bonus figured as a skill rank) A gadget which gives a rank in a skill (for example, a computing device which gives ranks in Research) has a modifier equal to the desired rank of the skill in question. A gadget which allows the use of a feat has a modifier of 6 per feat. The prerequisites of a feat are ignored for gadgets.

Once you have tallied up the modifiers for the attributes, you are ready to invent the gadget. This requires a skill check (craft (mechanical) or craft (electronic), or whatever applies) at a DC equal to the modifier total. The inventing character can receive a +1 competence bonus for every uninterrupted day spent designing and constructing the gadget--the more time you take, the easier it is.

The invention of a gadget also requires resources: A Wealth check at a DC equal to the modifier total for all of the gadget's attributes. An inventor does not need to make that check himself--a sponsor can fund the project, or multiple PCs can pool resources.

Example: The Green Falcon decides to invent

a gadget--a cane that fires a single shotgun shell (as an emergency weapon). The weapon has no speed attribute, does 2d8 damage (modifier of 8), has a range increment of 30 (modifier of 5), a single use (modifier of 2), and is well-concealed (the gamemaster rules that this will be handled by giving the gadget the Disguise skill at 6 ranks--The Green Falcon will roll an opposed roll when people try to Spot the weapon.) The total modifier for the gadget is 21. The Green Falcon can build the device by making a craft (mechanical) check at DC 21, with a +1 competence bonus given for every uninterrupted day spent on the process. The device will require a Wealth check of 21 as well.

Weird Science items are handled as d20 Modern FX abilities. The inventor creates a device that mimics the effects of an Arcane or Divine spell, or a Psionic power. Unlike a gadget, a Weird Science invention is not permanent--it only lasts for a single adventure, unless the inventor chooses to make the device permanent by spending XP (to make a Weird Science device permanent costs a number of XP equal to the level of the device, times the level of the inventor, times 50). Permanent inventions take up one of the available slots...well, permanently, so players taking this option should be aware of that.

A Paragon can have a number of Weird Science inventions available per adventure according to the following chart:

Class Level	Weird Science Invention Level				
	1	2	3	4	5
1st	1				
2nd	2				
3rd	3	1			
4th	4	2			
5th	4	2	1		
6th	5	3	2		
7th	5	3	2	1	
8th	5	4	3	2	
9th	5	5	3	2	1
10th	5	5	4	3	2

The inventor picks an FX ability of the appropriate level, and, for the duration of the adventure (unless they choose to make it permanent), they have a device capable of replicating that device's effects. The inventor can, if they choose, combine multiple FX abilities into a single invention.


Example: Erasmus Quinn, a 3rd level Smart Hero/2nd level Fast Hero/5th level Paragon, needs an electromagnetic projector to disable Satan's Robot. Quinn has the following Weird Science inventions available: 4/2/1. The player decides to use Quinn's 3rd-level invention to replicate the effects of Lightning Bolt (a 3rd level spell). Quinn invents an electromagnetic projector that will deliver a total of 10d6 electrical damage (10 being the "caster level" in this case). To make this device a permanent part of Quinn's arsenal (thereby always filling that 3rd level slot), the player would have to spend (3 x 10 x 50) 1500 XP.

Bonus Feat: At 3rd, 5th, 7th and 9th level, the Paragon may take a Bonus Feat. The feat must be taken from the following list. Feats in italics are new feats, and described elsewhere in this document.

Alertness, *Ambidexterity*, Athletic, Builder, Combat Expertise, Combat Reflexes, Dodge, Endurance, Heroic Surge, *Leadership*, Reknown, *Photographic Memory*, *Sidekick*, Studious, Surgery, Toughness, *Trance*, Vehicle Expert, Windfall.

Improved Jack of All Trades: At 5th level, the Paragon's Jack of All Trades ability improves--the Paragon can now gain ranks in any skill, even if they would normally not be allowed to select it. Such skills are now considered cross-class skills for the purposes of spending skill points.

Exemplar: At 10th level, the Paragon's Jack of All Trades ability reaches its pinnacle--the Paragon now treats all skills as if they are class skills.



ADVANCED CLASS:

ROCKET RANGER

“The Moon Men have kidnapped Polly, Ace! They say that they’ll shoot down any aircraft that tries to follow them! Holy Socks! What’re we gonna do?” Bucky Brown cried, pointing to the receding shape of the Moon Men’s Flying Saucer, currently racing away to the hidden location of their invasion base somewhere in the Deserts of Utah.

Ace Adams leveled a flint-hard glare in the saucer’s direction. “Good thing I won’t be following them by plane, then... eh, Bucky? Get me my Rocket Pack.”

The newsboy grinned and hurried to retrieve the fantastic device from the trunk of the Packard. He marvelled at its design: a gleaming chrome chassis featuring two powerful rocket-jets, attached to two sturdy leather shoulder straps and a control belt. When he returned with the pack, Ace had already strapped on his special aero-helmet, which protected the daredevil from the fantastic speeds generated by the pack, and helped him steer in flight via its unique aerodynamic shape.

Ace buckled the pack in place. “Stand back, Bucky---I’m off to rescue Polly. Have lunch

ready for us when we get back,” he said with a wink.

With a quick twist of a control knob on his belt, Ace rocketed into the sky, and was out of sight within seconds.

The life of a Rocket Ranger is one of speed and danger. Harnessing the power of controlled explosions is a difficult science to master, and the risk involved deters all but the most stalwart heroes. The select few who dare to fly without an airplane are respected for their skill and daring.

The Rocket Ranger archetype can be found in many sources, including the classic *Rocket Man* serials of the 1940s, the *Buck Rogers* and *Flash Gordon* comic strips and radio programs of the 1930s, and latter-day homages such as Dave Stevens’ comic book (and later film) *The Rocketeer*.

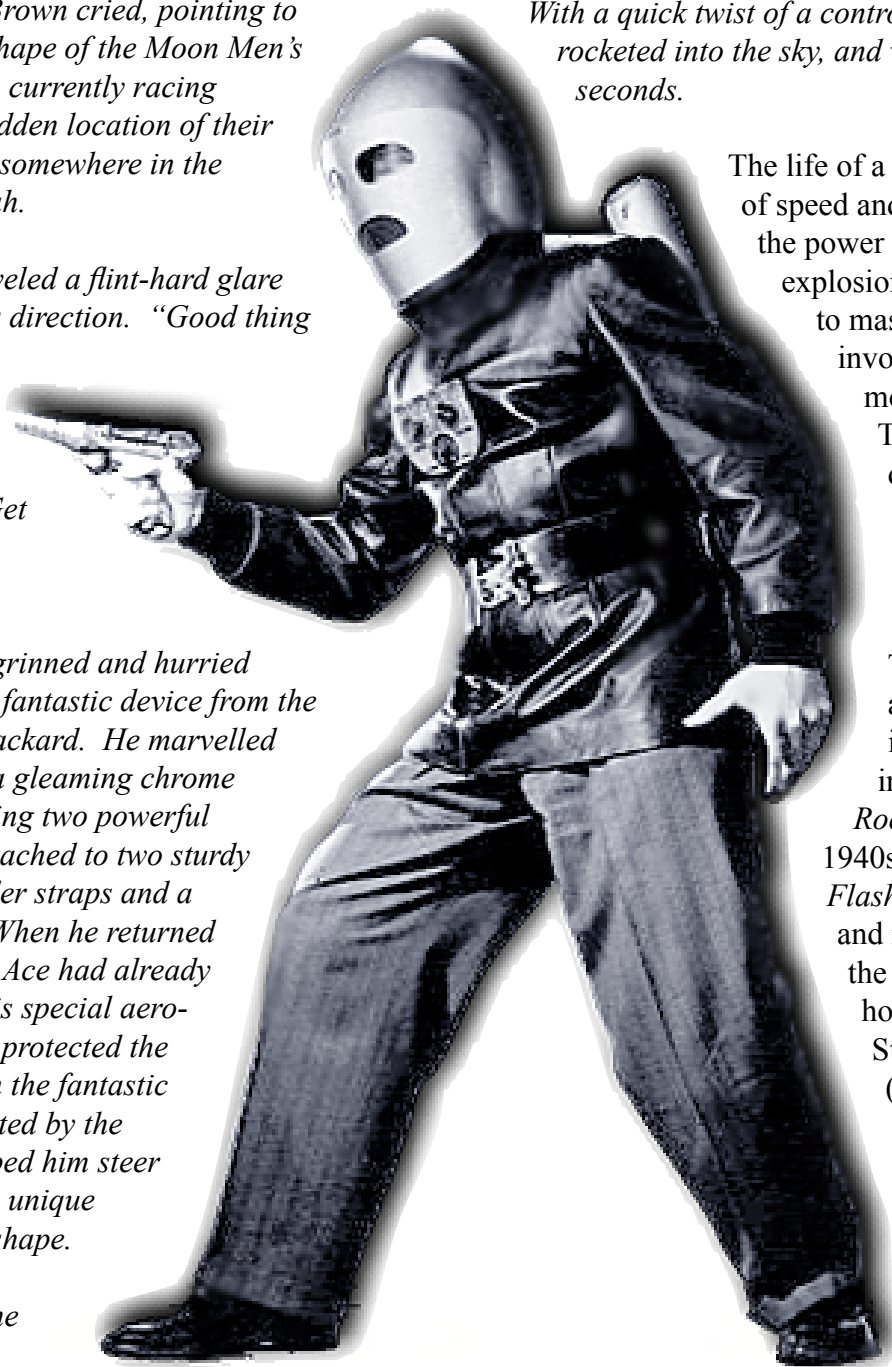


Photo stills taken from Public Domain Film Serial: “Radar Men From The Moon”, available in mp4 format from Adamant Entertainment at RPGNow.com.

REQUIREMENTS

To qualify to become a Rocket Ranger, a character must fulfill the following criteria:

Skills: Craft (mechanical) 8 ranks, Jump 4 ranks, and Pilot 4 ranks.

Feats: Acrobatic

CLASS INFORMATION

Hit Die: The Rocket Ranger gains 1d8 hit points per level. The character's Constitution modifier applies.

Action Points: The Rocket Ranger gains a number of action points equal to 6 + one-half his character level, rounded down, every time he attains a new level in this class.

Class Skills: The Rocket Ranger class skills are as follows:

Balance (Dex), Climb (Str), Craft (Int), Disable Device (Int), Drive (Dex), Jump (Str), Listen (Wis), Navigate (Int), Pilot (Dex), Repair (Int), Profession (Wis), Swim (Str), Tumble (Dex)

Skill Points at each level: 4 + Int Modifier

CLASS FEATURES

The following features pertain to the Rocket Ranger advanced class.

Rocket Pack: At first level, the Rocket Ranger gains the use of the signature vehicle of their class, the Rocket Pack. This can be the product of the Ranger's own invention, or bestowed upon the character from another source, depending upon the events that occur within the GM's particular campaign.

A rocket pack is an ingenious design--a small, yet powerful engine designed to grant the wearer high-speed flight for short periods of time. The design of the rocket pack varies from Ranger to Ranger, but generally follows this model: a back-mounted engine accented with various gauges, valves and controls, strapped to the user's back with thick, reinforced leather harness, along with some sort of control mechanism (either on the harness itself, or attached gloves, etc.). In addition to the rocket pack itself, the wearer must also use a special helmet designed to aid in maneuvering and hands-free flight. This helmet is usually aerodynamic (bullet-shaped, or finned, etc.).

Class Level	Base Attack Bonus	Fort Save	Ref Save	Will Save	Special	Defense Bonus	Reputation Bonus
1st	+1	+0	+2	+0	Rocket Pack, Roll	+1	+1
2nd	+2	+0	+3	+0	Rocket Mechanic	+2	+2
3rd	+3	+1	+3	+1	Dive	+3	+2
4th	+4	+1	+4	+1	Booster	+4	+3
5th	+5	+1	+4	+1	Fly-by	+4	+3
6th	+6	+2	+5	+2	Rocket Defense	+5	+4
7th	+7	+2	+5	+2	Cannonball	+5	+5
8th	+8	+2	+6	+2	Attack of Momentum	+6	+5
9th	+9	+3	+6	+3	Afterburner	+6	+6
10th	+10	+3	+7	+3	Rocket Legend	+7	+7

Once activated, the rocket pack unleashes a controlled high-pressure explosion, which propels the wearer upward at high speed. To control himself during flight, a Rocket Ranger must use body positioning and the aerodynamic features of his helmet to modify his trajectory, while using the rocket controls to increase or decrease the thrust of the rocket. There is a 5% non-cumulative chance for the rocket pack to misfire during ignition, stalling the ignition system for 1d4 rounds unless a successful Repair skill check (DC15) is made to clear the flooded ignition valves.

In flight, the wearer has a top speed of 1000ft.per round (200 squares). If the wearer reduces his speed to 50ft or less for two or more rounds, he must land or increase his speed to prevent the loss of momentum necessary to maintain his flight. In routine operation, the wearer of the rocket pack is typically not required to make Pilot checks with every action, however the GM may see fit to institute a brief learning period for the wearer. Maneuvers in combat also require Pilot checks.

The rocket pack has a hardness of 10 and 30 hit points. If the rocket pack suffers enough damage to drop its hit points to 0, it explodes dealing 10d6 points of damage to the wearer.

Roll: With trial, error and a little luck, a Rocket Ranger develops several maneuvers to increase his effectiveness in combat situations. At 1st level, a Rocket Ranger may execute the roll maneuver. Whenever a Rocket Ranger passes through the threatened area of an opponent while in flight, he does not provoke an attack of opportunity. If a Ranger passes through multiple threatened areas in a single movement action, he may avoid a number of attacks of opportunity equal to 1 plus his Dexterity bonus (if any).

Rocket Mechanic: The Rocket Ranger gains a higher level of understanding and craftsmanship when modifying or repairing the complex device. At 2nd level, a Ranger gains a +4 competence bonus to all Craft (mechanical) and Repair checks while working on the rocket pack. The rocket pack

also gains additional hit points equal to 5 plus the Rocket Ranger's Intelligence bonus (if any).

Dive: As with the Roll maneuver, a Rocket Ranger continues to develop new tactics for improving his combat ability. At 3rd level, a Ranger may execute the Dive maneuver. To execute this maneuver, a Ranger must begin his action at an altitude at least 30 ft. above an opponent. The Rocket Ranger dives at the opponent and makes a melee attack with a +4 bonus on the attack roll. If successful, the attack deals 1d6 points of bonus damage and opponent must make a successful Strength check (DC 10 + damage dealt) or fall prone. If the attack misses, the Rocket Ranger must make a successful Pilot check (DC15) to avoid striking the ground. If he fails, he suffers 3d6 points of damage, plus damage as if he had fallen from the same altitude, and is knocked prone.

Booster: With intimate knowledge of his rocket pack, a Rocket Ranger may use methods to push his pack to the limits, gaining more speed in the process. At 4th level, a Rocket Ranger may add his class level x 50 ft. to the speed of his rocket pack for a number of rounds equal to his class level.

Fly-By: By honing his reflexes to a razor's edge, The Rocket Ranger gainst the use of the fly-by maneuver. At 5th level, a Rocket Ranger may move and attack as a standard action and then move again. A Ranger may turn during his move action if he so chooses. The Ranger's total movement may not exceed his rocket pack's top speed, and the maneuver does not provoke an attack of opportunity from the target of the attack.

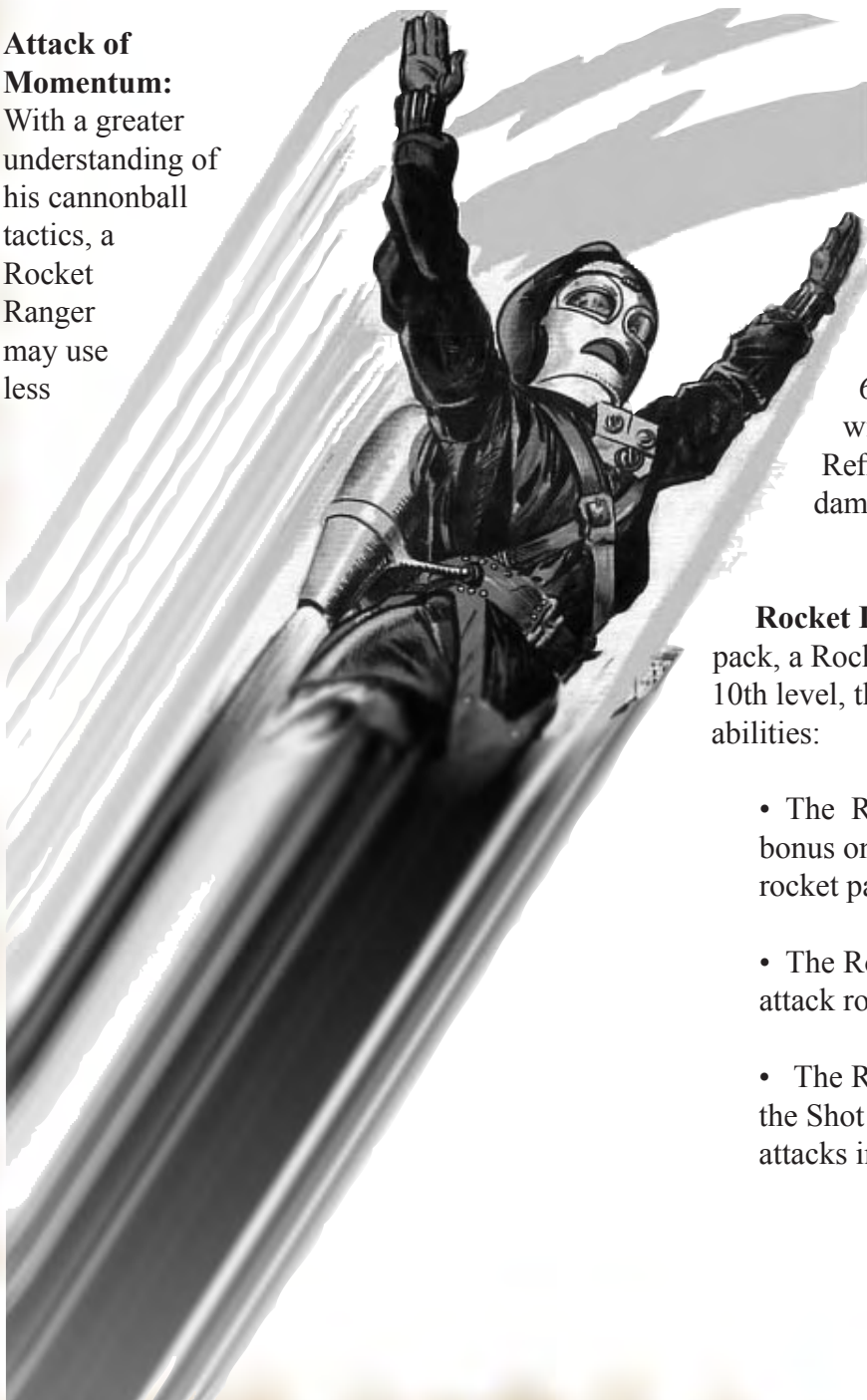
Rocket Defense: With incredible speed and dexterity, a Rocket Ranger is increasingly difficult to hit in combat. Beginning at 6th level, a Rocket Ranger in flight gains a dodge bonus to Defense equal to his Dexterity Bonus (if positive).

Cannonball: As he gains experience, a Rocket Ranger continues to develop new and increasingly effective maneuvers in combat. At 7th level, the Rocket Ranger gains the cannonball maneuver. To execute a cannonball attack, a Rocket Ranger in

flight must move at least 50ft, and he gains a +4 bonus on his melee attack roll. If successful, the attack deals 1d6 extra points of damage per class level of the Rocket Ranger. The opponent must make a successful Strength check (DC15 +damage dealt) or be pushed back 5 ft. and fall prone. If the attack is unsuccessful, a Rocket Ranger must make a successful Pilot check (DC20) or lose control of the rocket pack and crash into the ground, suffering 4d6 points of damage. This attack does not provoke an attack of opportunity from the defender.

Attack of Momentum:

With a greater understanding of his cannonball tactics, a Rocket Ranger may use less



force and risk to increase his damage in combat. Beginning at 8th level, when a Rocket Ranger uses his cannonball attack, he deals an extra 1d6 points of extra damage per 20ft moved (rather than the flat 1d6 of extra damage he normally gets). If he misses his opponent, the Rocket Ranger must make a Pilot check (DC 25) or lose his next action as he regains control of his rocket pack.

Afterburner: By using a controlled build up and explosive burst from his rocket pack, a Rocket Ranger can deal fire damage to several opponents at once. At 9th level, a Rocket Ranger gainst the afterburner maneuver. To execute this maneuver, a Rocket Ranger must land and charge his afterburner for one full round before use. Once the rocket pack is charged, he explodes into the air and must travel no fewer than 50 ft. On take-off, a 15-foot radius explosion erupts from the rocket pack, dealing 6d6 points of fire damage to everyone within the blast radius. A successful Reflex save (DC 15) allows for half damage.

Rocket Legend: As a master of the rocket pack, a Rocket Ranger becomes a legend. At 10th level, the Rocket Ranger gains the following abilities:

- The Rocket Ranger gains a +4 competence bonus on all Pilot checks when operating his rocket pack.
- The Rocket Ranger gains a +1 bonus to all attack rolls (melee or ranged) while in flight.
- The Rocket Ranger gains the benefits of the Shot on the Run feat when making ranged attacks in flight.

ADVANCED CLASS:

TRUSTED SIDEKICK

So there I was, standing outside with the car in my chauffeur uniform while the Scarlet Avenger was inside the warehouse across the street, doubtless teaching the cretins inside a lesson or two about kidnapping the mayor's daughter. I'd asked to join her, but she insisted that I remain with the car running just in case things went badly. I've served the Scarlet Avenger long enough to know that was a distinct possibility.

My ears perked up as another sedan pulled up near the warehouse. Two ruffians emerged and I feared that might complicate things a bit for the Scarlet Avenger. I put out my pipe and crossed the street, doing my best to appear confused.

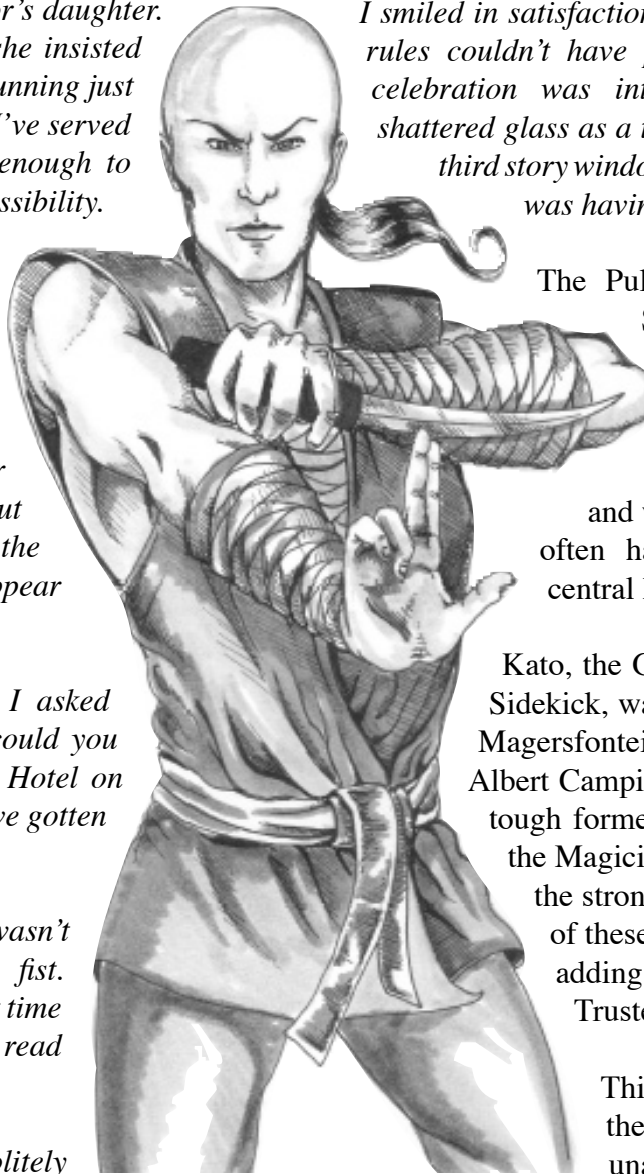
"Excuse me, gentlemen," I asked in the Queen's English, "could you direct me to the Parkview Hotel on Broad Street? I seem to have gotten rather lost!"

The ruffian closest to me wasn't amused. He made a fist. "Scram, limey. We ain't got time for foreigners who can't read directions!"

"My apologies." I bowed politely and then followed it with a right cross to his jaw. As he crumbled, his friend put his hand inside his jacket, reaching

for his pistol. I jumped over his companion and punched him square in the nose. His gun fell out of his limp hand right before he did.

I smiled in satisfaction. Whoever said Queensbury rules couldn't have practical applications? My celebration was interrupted by the sound of shattered glass as a third ruffian violently exited a third story window. I guess the Scarlet Avenger was having a little fun as well.



The Pulp Genre is full of Trusted Sidekicks, men and women who aid the central hero in completing his adventures. Trusted Sidekicks are the butlers, chauffeurs, pilots, and wards of the main hero. They often have abilities helpful to the central hero in his adventures.

Kato, the Green Hornet's driver-Trusted Sidekick, was an incredible martial artist. Magersfontein Lugg, British detective Albert Campion's manservant, was a street tough former burglar. Lothar, Mandrake the Magician's best friend, is considered the strongest man in the world. Many of these sidekicks were foreign-born, adding an exotic element to the Trusted Sidekick.

This Advanced Class treats the Trusted Sidekick as an unassuming employee of another PC (such as the Man of Mystery, Mesmerist, or Paragon) who is also a capable fighter and assistant.

REQUIREMENTS

To qualify to become a Trusted Sidekick, a character must fulfill the following criteria:

Base Attack Bonus: +3

Skills: Bluff (6 ranks), Diplomacy (6 ranks)

Feat: Personal Firearms Proficiency

CLASS INFORMATION

Hit Die: The Trusted Sidekick gains 1d10 hit points per level. The character's Constitution modifier applies.

Action Points: The Trusted Sidekick gains a number of action points equal to 6 + one-half his character level, rounded down, every time she achieves a new level in this class.

Class Skills: The Trusted Sidekick's class skills are as follows: Balance (Dex), Bluff (Cha), Diplomacy (Cha), Drive (Dex), Gather Information (Cha), Knowledge (current events, popular culture) (Int), Listen (Wis), Move Silently (Dex), Navigate (Int), Pilot (Dex), Profession (Wis), Read/Write Language, Sense Motive (Wis), Speak Language, Spot (Wis), Tumble (Dex).

Skill Points at Each Level: 6 + Int Modifier

CLASS FEATURES

Dedication: The Trusted Sidekick must select one appropriate character (usually a player character (PC), although at the Game Master's (GM's) discretion, a non-player character (NPC) may be chosen. This becomes the Trusted Sidekick's "Designated Hero." Many of the Trusted Sidekick's abilities are tied to the Designated Hero.

Martial Prowess: The Trusted Sidekick is competent in the martial arts (whether fencing, fisticuffs, or judo). He gains one feat from the list below, and a new feat at 4th, 7th, and 10th level. He selects from the following feats (prerequisites must be met):

Advanced Combat Martial Arts, Agile Riposte, Archaic Weapons Proficiency, Brawl, Combat Expertise, Combat Martial Arts, Combat Reflexes, Combat Throw, Improved Brawl, Improved Combat Martial Arts, Improved Combat Throw, Improved Disarm, Improved Feint, Improved Knockout Punch, Improved Trip, Knockout Punch, Mobility, Sidestep*, Streetfighting, Toughness, Weapon Finesse, Weapon Focus.

Unassuming: The Trusted Sidekick allows his friend to take the spotlight. As a result, others tend to underestimate the sidekick. He gets the feat of the same name for free.

Class Level	Base Attack Bonus	Fort Save	Ref Save	Will Save	Special	Defense Bonus	Reputation Bonus
1st	+1	+0	+2	+1	Dedication, Martial Prowess, Unassuming	+1	+0
2nd	+2	+0	+3	+2	Patch Up, Transporter	+2	+0
3rd	+3	+1	+3	+2	Keeping Current, Retrace Steps	+2	+0
4th	+3	+1	+4	+2	Martial Prowess, Clean Sweep	+3	+0
5th	+4	+1	+4	+3	Transporter, Toughness	+4	+1
6th	+5	+2	+5	+3	Fearless, Harm's Way	+4	+1
7th	+6	+2	+5	+4	Martial Prowess, Nick of Time	+5	+1
8th	+6	+2	+6	+4	Transporter, Toughness	+6	+1
9th	+7	+3	+6	+4	Defensive Strike	+6	+2
10th	+8	+3	+7	+5	Martial Prowess, Ultimate Sacrifice +7	+7	+2

Patch Up: The Trusted Sidekick is used to patching up the Designated Hero without compromising his identity by going to a hospital. At 2nd level, the Trusted Sidekick receives a +4 to Treat Injury checks (which only applies when treating the Designated Hero) and the Surgery feat.

Transporter: The Trusted Sidekick is often relied upon to get the Designated Hero in and out of danger. At 2nd level, the Trusted Sidekick receives a +2 to Drive and Pilot checks (this may stack with the Vehicle Expert feat). He may also choose a feat from the following list, and gains an additional feat at 5th and 8th level:


Aircraft Operation, Drive-By Attack, Force Stop, Surface Vehicle Operation, Vehicle Dodge

Keeping Current: While the Designated Hero keeps an eye on criminal masterminds, the Trusted Sidekick remains grounded in the intricacies of the real world. At 3rd level, the Trusted Sidekick receives a +2 to Knowledge (current events) and Knowledge (popular culture) checks.

Retrace Steps: At third level, the Trusted Sidekick has the ability to understand how the Designated Hero thinks and follow in his footsteps. This ability can become very important if the Designated Hero is captured or otherwise detained. By using a Gather Information check at DC 25 (he may take 10 or 20), the Trusted Sidekick can collect all clues uncovered by the Designated Hero and determine the last spot where the Designated Hero went under his own power, as well as any unresolved leads.

This class feature does not give the Trusted Sidekick the ability to follow the Designated Hero's captors and locate where the Designated Hero is being kept. Once the Trusted Sidekick has determined where the Designated Hero stopped his investigations, he must rely on other skills, abilities, and allies to follow his trail. Also, it is up to the GM to determine how long it takes a Trusted Sidekick to retrace steps.

Clean Sweep: Starting at 4th level, the Trusted Sidekick may clear an area of evidence that would implicate him or the Designated Hero. If someone uses Investigate to search for evidence, they receive



a DC modifier equal to the Trusted Sidekick's class level.

Toughness: The Trusted Sidekick receives the Toughness feat at 5th level and again at 8th level.

Fearless: At 6th level, the Trusted Sidekick gains a +4 morale bonus on Will saves to resist fear effects and on level checks to oppose Intimidate checks.

Harm's Way: Starting at 6th level, once per round, the Trusted Sidekick can subject him or herself to the attack in the Designated Hero's stead. If the attack hits the Trusted Sidekick, he or her takes damage normally. If it misses, it also misses the Designated Hero.

The Trusted Sidekick must declare his or her intention to place him or herself in harm's way before the attack roll is made.

Nick of Time: At 7th level, the Trusted Sidekick has the uncanny ability to arrive when the Designated Hero needs him most. By spending an action point, the Trusted Sidekick can arrive while there is still time to rescue the Designated Hero. With each additional action point, the Trusted Sidekick may bring along another Hero or Ordinary to help.


The GM must determine the exact details and placement of the Trusted Sidekick. If it was impossible to reach the location without dealing with security, this class feature assumes the Trusted Sidekick overcame it. The Trusted Sidekick will also make intuitive leaps of logic to learn the location of the Designated Hero.

Defensive Strike: At 9th level, if an opponent makes a melee attack against the Trusted Sidekick or the Designated Hero and misses while the Trusted

Sidekick is using the total defense option, the Trusted Sidekick can attack that opponent on his or her next turn (as an attack action) with a +4 bonus on his or her attack roll. The Trusted Sidekick gains no bonus against an opponent who doesn't attack the Trusted Sidekick or the Designated Hero or against an opponent who makes a successful attack.

Ultimate

Sacrifice: When all hope is lost, the Trusted Sidekick can sacrifice his own life for the Designated Hero. By spending an action point, the Trusted Sidekick may substitute himself into a situation where the Designated Hero's life is in danger. If both are in danger, the Trusted Sidekick can ensure that only he receives the damage (by pushing the Designated Hero out of the way, cutting him free over the acid pit and throwing him to safety, etc.).



It is likely that the Trusted Sidekick will only get to use this power once. At the GM's discretion, he may reward the Trusted Sidekick's player by allowing him to bring in a replacement character at the same level.

CHAPTER FIVE:

EQUIPMENT

This chapter details weapons and vehicles of the pulp era that do not already appear in the *d20 Modern* core rulebook. Mundane equipment is not covered, as guides to America in the 1930s can be found on many internet sites (for example, at the university of Virginia : <http://xroads.virginia.edu/~1930s/front.html> , and the University of Kansas : <http://vlib.iue.it/history/USA/ERAS/20TH/1930s.html>).

PULP WEAPONS

This section offers a few “classic” guns available during the 1930s that better reflect the pulp genre than those in the core book. GMs can emulate almost any other weapon simply by choosing a similar weapon from the list below and modifying one or more elements (such as damage or range). Core book weapons (such as the Colt M1911) are not reproduced here.

While automatic pistols are available in the pulp era, the revolver is the weapon of choice among gumshoes, especially snub-nosed models. No list of pulp weapons would be complete without the Tommy Gun, the weapon of choice among mobsters. Weapons from all over the world are included for world-hopping PCs or Men of Mystery looking for an exotic sidearm.

Weapon	Dmg	Crit	Type	Range Inc.	ROF	Mag	Size	Weight	Pur. DC
Pistols									
Astra 400	2d6	20	Ballistic	30 ft	S	7 box	Small	1.25 lbs	16
Beretta Model 1934	2d6	20	Ballistic	30 ft	S	7 box	Small	1.75 lbs	15
Browning High Power Model 1935	2d6	20	Ballistic	40 ft	S	13 box	Small	2 lbs	18
Bulldog Revolver	2d6	20	Ballistic	20 ft	S	6 cyl	Tiny	1 lb	15
Colt Detective Special	2d4	20	Ballistic	20 ft	S	6 cyl	Tiny	1.5 lbs	14
Colt M1917 Revolver	2d6	20	Ballistic	30 ft	S	6 cyl	Small	2.5 lbs	17
Luger P-08	2d6	20	Ballistic	30 ft	S	8/32 drum	Small	2 lbs.	15
Mauser C96	2d8	20	Ballistic	30 ft	S	10 box	Small	2 lbs	17
Nambu Type 14	2d4	20	Ballistic	30 ft	S	8 box	Small	2 lbs	14
S&W Model 10 Police Revolver	2d6	20	Ballistic	30ft	S	6 cyl	Small	2 lbs	14
Walther PPK	2d4	20	Ballistic	30 ft	S	7 box	Small	1 lb	15
Webley Revolver	2d6	20	Ballistic	30 ft	S	6 cyl	Small	2.25 lbs.	15
Longarms									
Arasaka Type 38 Rifle	2d6	20	Ballistic	70ft	S	5 box	Large	9 lbs	16
Mauser M32	2d8	20	Ballistic	40 ft	S, A	20 box	Small	2 lbs	18
MP38	2d6	20	Ballistic	30 ft	S, A	32 box	Large	9 lbs	18
Springfield US M1903	2d10	20	Ballistic	50 ft	S	5 int	Large	8.5 lbs	15
Star Si35	2d6	20	Ballistic	30 ft	S, A	30, 40 box	Large	8.5 lbs	17
Thompson M1928 SMG	2d6	20	Ballistic	30 ft	S, A	20/ 30 box, 50 drum	Large	11 lbs	18
US M1 Garand	2d10	20	Ballistic	60 ft	S	8 box	Large	9.5 lbs	16

Astra 400 Pistol

This Spanish pistol is also used by the French military. It was copied and used in the Spanish Civil War.



Beretta Model 1934 Pistol

This pistol is the standard Italian military sidearm.



Browning High Power Model 1935 Pistol

This Belgian pistol was actually developed by an American. This popular sidearm is destined to be used by both the Axis and the Allies in the coming war.



Bulldog Revolver

This pocket pistol was developed by Webley. It was widely exported and uses a larger round than the similar Colt Detective Special.



Colt .38 Detective Special Revolver

This snub-nosed revolver is a popular favorite with detectives due to its lighter weight and compact size. It is easy to conceal in one's pocket.



Colt .45 M1917 Revolver

This revolver was included as an example of a regular, large caliber revolver. Unlike the later Colt Python, the M1917 is not a mastercraft weapon.



Luger P-08 Pistol

This well-made pistol is the standard sidearm of the German military. Due to the high quality of its manufacture, all Lugers are considered mastercraft weapons and gain a +1 bonus to attack rolls.



Mauser C96 Pistol

The Mauser has a very distinctive look, garnering the nickname "Broomhandle" due to the shape of its handle. Although a German weapon, it was also manufactured in China and Spain.



Nambu Type 14

The Japanese-made Nambu Type 14, introduced in 1925, was a common sidearm for officers of both the Imperial Japanese Army and Navy. It suffered from a weak caliber of ammunition and such poor design that it would often backfire or break in combat. On a critical miss (a natural roll of 1), a Type 14 explodes in the user's hand, causing him or her 1d4 damage.



Webley Revolver

This popular British revolver is the standard sidearm of British officers.



Arasaka Type 38 Rifle

This is the standard rifle of the Japanese army.



Smith & Wesson Model 10 Police Revolver

This popular American revolver is used by police and military officers.



Mauser M32 Submachine Gun

The first widely used true machine pistol; the 7.62mm M32 is an automatic fire version of the C96. The weapon is nearly impossible to fire without the stock in place -- without the stock, the firer suffers a -8 penalty to hit.



Walther PPK Pistol

This pistol is popular with European police forces, and later made famous by a certain British secret agent.



MP38 Submachine Gun

This is a common submachine gun used by German soldiers. It will feature prominently in the 1939 invasion of Poland.



Springfield US M1903 Rifle

This bolt-action rifle was the standard rifle of the American army until 1936, when it was replaced by the M1 Garand.



Thompson M1928 Submachine Gun AKA “Tommy Gun”

The quintessential mobster weapon, the Tommy Gun is the symbol of the pulp genre. Prior to 1934, this weapon was readily available at local gun shops. The most distinctive features of the Tommy Gun are the drum magazine and the vertical fore-grip (removed from later versions).



Star Si35 Submachine Gun

This Spanish submachine gun was developed during the Spanish Civil War. It had an adjustable speed of 300rpm and 700rpm, but switching was considered too unwieldy for combat and would cause both Britain and America to pass on it at the outset of World War II.




US M1 Garand Rifle

This semi-automatic rifle replaces the Springfield M1903 as the standard American military rifle. Pre-1939 models had an unreliable gas-trap firing mechanism. As a result, the gun will jam on a natural 1.



PULP VEHICLES


This section provides a short list of vehicles from the 1920s and 1930s. It is important to note that affordable versions of most vehicles, especially those built before the mid-30s, were ragtops/convertibles and therefore provided less protection from those inside. Pulp vehicles are harder to maneuver than their modern counterparts due to their steel construction, and this also accounts for their increased Hardness.



Vehicle	Crew	Pass	Cargo	Init	Man	Spd	Def	Hard	HP	Size	Purch
Automobiles											
1929 Alfa Romeo 6C 17501	2	0	100 lbs	-1	-1	167 (16)	8	6	32	L	32
1935 Auburn Speedster	1	1	100 lbs	-2	-2	190 (19)	8	6	32	H	33
1930 Austin Seven Special	1	1	100 lbs	-1	-2	116 (11)	9	6	28	L	21
1930 Bentley 8-Litre	1	3	300 lbs	-2	-2	177 (17)	8	6	38	H	35
1937 BMW 328	1	1	100 lbs	-2	-2	181 (18)	8	6	32	L	34
1934 Chrysler Airflow	1	5	200 lbs	-2	-1	154 (15)	8	6	34	H	26
1937 Cord 810	1	3	100 lbs	-2	-2	195 (19)	8	6	32	H	28
1929 Duesenberg Model J	1	5	200 lbs	-2	-2	204 (20)	8	6	36	H	34
1928 Ford Model A	1	2	200 lbs	-2	-2	126 (12)	9	6	30	H	24
1908 Ford Model T	1	3	100 lbs	-2	-3	73 (7)	8	6	30	L	20
1936 Hudson Terraplane	1	4	200 lbs	-2	-2	140 (14)	8	6	32	H	25
1936 Lincoln Zephyr	1	4	200 lbs	-2	-2	153 (15)	8	6	35	H	30
1934 Packard Twelve Victoria	1	4	300 lbs	-2	-2	158 (15)	8	6	37	H	33
1931 Pierce-Arrow Model 41	1	4	200 lbs	-2	-2	148 (14)	8	6	38	H	35
1936 Rolls-Royce Phantom III	1	3	300 lbs	-2	-2	163 (16)	8	6	38	H	35
1932 Studebaker Dictator	1	2	200 lbs	-2	-2	149 (14)	8	6	30	H	24
1939 Delahaye T165 Roadster	1	1	100lbs	-1	-1	195 (19)	8	6	32	H	35


Alfa Romeo 6C

This Italian car won the *Mille Miglia* (Thousand Miles) race two years in a row.



Auburn Speedster

True to its name, the Auburn Speedster's design screams "speed." It was guaranteed a top speed of over 100mph. The version statted here is the convertible design, with a low V windshield.




Austin Seven Special

This British automobile was created as an affordable car with a simple design. The Special is a two seater version designed to be so lightweight that it lacks doors (the body slopes downward to enable easy access).



Bentley 8-Litre

Only 100 of these cars were ever made before Bentley was taken over by Rolls-Royce. The Bentley 8-litre is a marvel of its time, ironically designed to compete with Rolls-Royce in the luxury car market.



BMW 328

This sports car would eventually win the *Mille Miglia* in 1940. Its design would be a strong influence on the Jaguar.



Chrysler Airflow

Built to reflect the car of the future, the Chrysler Airflow was so revolutionary that it hurt sales. Its spacious design was tested in a wind tunnel.



Cord 810

Built by Auburn, this “coffin-nosed” vehicle caused a sensation at the 1936 New York Auto Show (although orders weren’t filled until 1937). About 3000 of these cars were built before production ceased.



Duesenberg Model J

The most unusual feature of this American luxury car is the trunk, which is quite literally strapped to the back of the car. Its elegant design made it a popular choice for film stars.



Ford Model A

The successor to the Model T, the Ford Model A was more powerful and boasted four choices of color. The Model A came in many styles. The example presented here is the standard coupe design.



Ford Model T

The “Tin Lizzie” introduced the concept of the automobile assembly line. For a decade (1915-1925) the Model T was only available in black, but Model Ts of different colors were produced before that and in its last two years of production. Perhaps the most annoying feature of the Model T was its lack of windshield wipers.



Hudson Terraplane

The most notable feature of this inexpensive, reliable American car is its ornate wraparound grill design. The Terraplane was one of the first affordable enclosed automobiles on the market.



Lincoln Zephyr

The stylish Zephyr inspired the industry to imitate it. Designed as an entry level Lincoln, the Zephyr was conceived as a fast, aerodynamic vehicle. Unlike the similarly themed Chrysler Airflow, the Zephyr proved to be very popular.



Packard Twelve Victoria

Packard was another top-of-the line luxury car manufacturer. The Twelve series, with its long hood covering a 12 cylinder engine, was considered to be its finest work. The elegant Victoria was the first convertible model.



Studebaker Dictator

The Dictator was designed as a reliable, affordable car. It was the cheapest of the Studebaker line, and popular outside the country (where it was renamed the “Director,” as “Dictator” was an obviously unfashionable term in Europe).



Pierce-Arrow Model 41 LeBaron

Pierce-Arrow automobiles were favored by the elite in Hollywood and around the world. The opulent LeBaron, like the Duesenberg, had a trunk strapped on the rear.



Delahaye T165 Roadster

A top-line luxury roadster, designed by Italians for a French manufacturer, only 400 of these were ever made.



Rolls-Royce Phantom III

The Phantom III was the final Rolls-Royce developed before World War II, and the last car worked on by Henry Royce himself. It boasted an aluminum V-12 engine and an independent suspension in the front.



Vehicle	Crew	Pass	Cargo	Init	Man	Spd	Def	Hard	HP	Size	Purch
Aircraft											
Autogyro	1	1	100lbs	-2	+2	264(26)	7	5	20	H	35
Bellanca Airbus	2	14	2Klbs	-4	-4	255 (25)	6	5	30	G	40
Boeing 247	3	10	3K lbs	-4	-4	352 (35)	6	5	40	G	44
Curtiss F9C-2 Sparrowhawk	1	0	0	-1	-2	308 (31)	8	8	30	H	40
Curtiss P-36	1	0	0	-1	-1	526 (52)	7	5	28	G	40
Dornier Do-24	3	40	1K lbs	-4	-4	264 (26)	6	5	45	G	40
Douglas DC-3	3	32	2K lbs	-4	-4	417 (41)	6	5	48	G	48
Ford Trimotor	2	8	250 lbs	-4	-4	264 (26)	6	5	42	G	40
Gee Bee R-1	1	0	0	-1	-1	520 (52)	7	5	28	H	40
Grumman G-21 Goose	2	4	100lbs	-2	-4	280 (28)	7	5	38	G	40
Junkers JU-87D Stuka	2	0	0	-2	+1	400 (40)	6	5	30	G	40
Junkers JU-52	2	17	5K lbs	-4	-4	220 (22)	6	5	44	G	45
Messerschmitt Bf109	1	0	0	-1	+1	500 (50)	6	5	28	G	40
Nakajima A1N2	1	0	0	-1	0	261 (26)	8	8	40	H	40
Sikorsky s38	1/2	10	2K lbs	-4	-4	220 (22)	6	5	40	G	40
LZ-129 Hindenberg	61	50	124 ton	-6	-4	148 (14)	2	8	55	C	50

Naval

Type VII A U-Boat (surface)	42	8	5K lbs	-4	-4	80 (8)	6	5	50	G	50
(submerged)				-2	-2	40 (4)	8				

Autogyro

The precursor of the modern-day helicopter, autogyros used a rotor to generate lift, but otherwise flew like an airplane. They were much more maneuverable than standard aircraft, but were not able to hover or land vertically.



Bellanca Airbus

Also known as the “Flying W”, the distinctive silhouette of the plane is derived from the aerodynamically shaped triangular lifting struts extending down from the bottom of the fuselage and continuing up to a point outboard the main wing.

Boeing 247

This passenger airplane counted a flight attendant amongst its crew. It also boasted new features such as autopilot and retractable landing gear.



Curtiss F9C-2 Sparrowhawk

This small but fast fighter was made exclusively for the Navy's airship program by Curtiss Aeroplane & Motor Company, Buffalo, NY. First delivered in 1932, the Sparrowhawk featured a hook mounted on top of the plane to catch the trapeze beneath the airship. Once suspended, the plane could be raised into the ship's interior. Armament consists of two .30-caliber machine guns fixed on its nose.

Curtiss P-36

The precursor to the popular World War II P-40, the P-36 was an American military fighter plane that saw extensive use in the British and French armed forces. Armament consists of one .30 caliber machine gun and one .50 caliber machine gun mounted in the front.



Dornier Do-24

The Do-24 is a tri-motor flying boat originally ordered by the Dutch Navy to patrol the islands of the Dutch Indies. The vessel was found in the Dutch and German services, as well as in private stock, among corporations or few extremely wealthy individuals.



Douglas DC-3

The DC-2 was the main competitor to the Boeing 247. Built a year later, it was faster and could accommodate more passengers. The DC-3 was the result of even further improvements, including sleeping berths on some models and an on-board kitchen. The DC-3 made practical transcontinental flights possible, requiring only one refueling stop.

Gee Bee R-1

The distinctive fat racing plane built by the Granville Brothers and made famous to pulp fans by its appearance as Cliff Secord's plane in the comic book and film versions of "The Rocketeer." The Gee Bee is little more than a huge engine with wings, and a cramped cockpit.



Grumman G-21 "Goose"

The Grumman Goose is perhaps the world's most famous flying boat. Originally envisioned as a shuttle for Manhattan millionaires to cruise down to Miami for the weekend, the Goose rapidly became the utility plane of choice for several small air companies, as well

as a primary rescue plane for the Coast Guard and other agencies. Its amphibious nature, generous interior space, and rugged construction made it a popular choice for independent air merchants in the South Pacific and Caribbean. The Goose is probably best remembered by pulp gamers as the aircraft used by Jake in the short-lived TV series "Tales of the Gold Monkey"

Ford Trimotor

This popular civil transport airplane was nicknamed the "Tin Goose." It gets its designation from the fact that it has three engines. Ford is an automobile company, and the aircraft engines were built by other companies. Ford Trimotors were sold all over the world.



Junkers JU-87D Stuka

Stuka is the abbreviation of the German word Sturzkampfflugzeug, which designated all dive bombers. The main fighter/bomber used by the Luftwaffe, the Stuka would play a major role in the Blitzkrieg that swept across Poland, northern Europe and France. In the later years of the war, the Ju 87 had a successful second life as an antitank weapon, striking armor columns from above.


Junkers JU-52

Nicknamed "Tante Ju" (Auntie Ju) by German troops, the Junkers Ju-52 was the most famous transport of the Third Reich. The Ju-52 served as an airliner for many nations, including the German Lufthansa and eventually entered service as a troop transport for the Reich. The Ju-52 was slow and very lightly armed against fighters, but was used from the 30s right through to the end of the war.



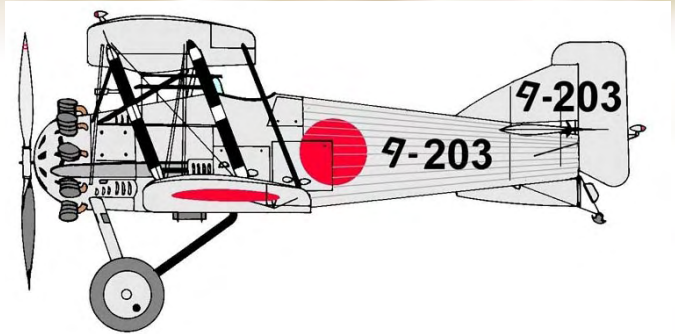
Messerschmitt Bf109

One of the best air superiority fighters ever built, the Messerschmitt was the predator of the skies. The Bf109 was the Luftwaffe's standard single-seat fighter from 1935-1943 and was able to outfight or outrun virtually all opposition. The fighter was used primarily for intercept and bomber escort duties. The Messerschmitt was equipped with two 7.92 mm machine guns and two 20 mm cannons.



Nakajima A1N2

The A1N2 were carrier fighters for the Imperial Japanese Navy. First introduced in 1930, they were biplanes equipped with an arresting-cable hook and two 7.7mm forward-firing machine guns.




Sikorsky S-38

Also known as “The Explorer’s Air Yacht,” the S-38 was a flying boat fitted with wheels in the pontoons, so that it could land on water or ground. They saw service with Pan American Airways and the U. S. Army. Numerous private individuals bought and flew the S-38 as well, including Howard Hughes (as seen in the recent film “the Aviator”).



LZ-129 Hindenberg

The Hindenberg is provided as an example of a 1930s zeppelin. The number of passengers listed is for transatlantic flights; the full complement would be 72. GMs should be aware that the Hindenberg disaster would never have happened if the zeppelin were fueled by helium, as intended. Pulp versions of this airship (especially those designed by Mad Scientists) would probably use helium.



Type VII A U-Boat

Another iconic Nazi vehicle, the U-boats traveled the Atlantic in predatory “wolfpacks”, harassed shipping, delivered Nazi spies onto unsuspecting enemy beaches, and carried secret archeological discoveries to hidden island fortresses! There were many types of U-boat -- the statistics provided here correspond to the Type VIIA, provided as an example. This model carried an 88mm deck gun and 11 torpedoes.

Vehicle Weapon	Dmg	Crit	Type	Range	ROF	Mag	Size
.30 caliber machine gun	2d10	20	Ballistic	100 ft	A	47 box/97 drum	L
.50 caliber machine gun	2d12	20	Ballistic	110 ft	A	Linked	H
7.7 mm machine gun	2d8	20	Ballistic	660 ft	A	Linked	H
20 mm cannon	3d12	20	Ballistic	150 ft	A	Linked	H
88 mm cannon	12d12	20	Ballistic	150 ft	A	Linked	H
G7A torpedo	4d10x100	20*		3k ft	Single	Single tube	L

CHAPTER SIX:

PULP GAMING RULES

This chapter is devoted to optional d20 rules that can lend a pulp feel to your campaigns. Use of these rules, as is usually the case, is at the discretion of the individual Game Master.

VILLAINS, HENCHMEN, MINIONS & MOOKS

Villains in pulp RPG should be the equal (and preferably more powerful) than the PCs. They are the equivalent of the Evil Wizard or the Dragon in fantasy d20 -- the big threat, the focus of the adventure. As such, they are created as Heroic characters, as described in the Modern d20 rules.

A Villain will typically have one prized Lieutenant (occasionally more, but usually one). In THRILLING TALES, we refer to this character as the Henchman. Henchmen are the “level bosses” of the game--they are also created as Heroic characters. The Henchman will usually be encountered by the PCs long before they ever get to the Villain...occasionally before they even realize that the Villain exists!

Minions are the rank-and-file of the Villain's loyal subordinates who follow his orders. They are created as Ordinary characters, as described on the Modern d20 rules.

The ability to attract Minions is a class ability of the Mastermind Advanced Class, bestowed at 1st level. For that reason, most pulp villains should have a level of Mastermind.

A GM can decide instead

to bestow this ability to all Villains, in which case it differs slightly from the Mastermind class ability. Use the table for Minion determination in the Mastermind class description, but with the following alteration: Non-Mastermind Villains have non-replaceable minions.

Mooks are a new type of character for THRILLING TALES. They are the level below Ordinaries. Mooks are the faceless cannon-fodder who get thrown at the PCs in combat. Use the 1st level Minion entry on the Minion table to determine the number of Mooks that a Villain has available per adventure. Mooks are renewable for every villain, regardless of class.

Mooks have:

- * Entirely Average ability scores (every score is 10 or 11, giving a +0 bonus)
- * No hit points. If they are hit, they're down (either dead or unconscious, depending upon



the attack used).

- * No action points.
- * No class features.
- * No levels in any advanced class
- * 1 level only in one of the Basic Classes.

The primary purpose of the Mook is as cannon fodder. The Villain will throw these at the PCs in an effort to slow their progress, with the off chance that one or more Mooks might get lucky and do some damage.

Mooks do not have to be limited to only the service of a Villain. If a GM wants to, he or she can throw Mooks at the PCs in any situation where a large-scale combat is called for. A Fortune Hunter, for example, might face a horde of cannibals, all of whom are Mooks, led by an Ordinary. A Man of Mystery might find himself ambushed by Mook gangsters completely unrelated to the current Villain, who are simply taking the opportunity to strike at someone who has plagued their operations!

STUNTS & ACTION POINTS

Action points are a useful part of Modern d20 play, giving players the ability to alter rolls in dramatic situations. In a pulp campaign, players should have access to more action points than they would under the normal rules. This is addressed by stunts.

Any character who attempts a stunt action should be rewarded with 1 temporary action point. Temporary action points are spent just like regular action points, but must be spent during that adventure. They do not carry over between adventures.

What is a stunt action? A stunt action is any action which is performed in a flashier manner than one would normally observe. Get on board a train before it pulls out of the station is an action. Leaping from a moving car onto a moving train is a



stunt action, and should be rewarded.

In game terms, a stunt is an action where the player purposefully makes the action more difficult for themselves. In the above example, the player would have had the option to get on board the train, but instead announced that the character had gotten there too late, and instead described the stunt action. In a way, the player is taking on the role of the GM for a moment, changing the situation for his or her character in such a way that a more difficult solution is required.

A stunt action should always require a roll, at a minimum DC of 15. The GM is the final arbiter of the DC of a particular stunt action. Pulling off Impossible stunts (DC 40) may even result in the character earning more than 1 temporary action point, at the GM's discretion.

QUIPS, SOLILOQUIES & GLOATING

Characters in pulp stories are a talkative bunch. Heroes and villains always seem to have time to banter back and forth, even in the midst of combat! To reflect this, any character may speak during a round as a free action.

In addition, one of the familiar recurring elements of pulp stories is the propensity for villains to spill their guts and tell the hero every detail of their plan, once they think they're in the clear.

To reflect this, any villain who has captured the hero (or otherwise is in a situation where they feel that there is no way that their plan can be stopped) must make a Will save at DC 35 to avoid revealing their entire plan. If the save is made, but the roll was still within 5 of the DC, the villain will still reveal some (but not all) of the plan. The temptation to gloat is simply too irresistible.

"CALLING ALL CARS..."

One common element of the pulps (and the cliff-hanger serials which drew upon the pulps for inspiration) is the near-instantaneous police response to any dramatic crime situation.

To reflect this in your pulp-genre d20 campaigns, we've come up with the "Calling All Cars" rule.

In the event of any combat or chase in a metropolitan area (town or city), have the players make a d20 roll for police response.

The DC of the roll is based on the size of the metropolitan area, modified as follows:

Metro Area	DC
Rural, or outskirts	25
Small Town	20
Large Town	18
Small City	15
Large City	12

Modifiers To The Roll	
Witnesses	+1
10 or more Witnesses	+2
Armed Combat	+2
Vehicle Chase	+1
Property Damage	+1
Casualties	+2
Police On the Lookout	+3

If the roll fails, but falls within 3 of the DC, Police

are "on the lookout" for the perpetrators, and any future events during the adventure session receive the "Police on the Lookout" +3 bonus.

If the roll meets or exceeds the DC, the Cops are coming.

The police arrive within a period of time set by the size of the metro area:

Metro Area	Police Arrive in...
Rural or Outskirts	3d20 rounds
Small Town	3d12 rounds
Large Town	3d10 rounds
Small City	2d10 rounds
Large City	1d10 rounds

Police arrive in the following numbers:

Metro Area	Number of Cops
Rural or Outskirts	1d4
Small Town	1d6
Large Town	2d6
Small City	2d8
Large City	2d10

It is up to the GM to determine if more cops come in additional waves, etc. -- depending upon the severity of the situation and the needs of the plot.

HEROIC ESCAPE

Another common thread of the cliffhanger serials is the heroic escape -- the hero faces certain death at the end of each Chapter, but at the beginning of the next Chapter, we see how the hero in fact escaped at the last second.

Gamemasters interested in emulating that particular facet of the genre can make use of the following rule:

Heroes can spend Action Points to avoid certain death. This can be used to get out of any situation where the character's death would occur -- traps, vehicle crashes, or even standard combat.

For the character to make a Heroic Escape costs a number of Action Points equal to the half the

character's total level, rounding up.

These points can be spent **AFTER** the character death has occurred. (The "audience" has just seen the character die....but wait! That's not what *really* happened....) The player comes up with a way that the hero escaped certain death, no matter how far-fetched, and play proceeds from that point.

Heroic Escapes may only occur once per game session (assuming that your character has accumulated enough Action Points).

At the discretion of the Gamemaster, this ability can also be made available to Villains, although it should be reserved for major villains only (perhaps those intended to be recurring villains).

PRETTY PLEASE?

Relationships can get complicated in a world of Mobsters, G-men, and Men of Mystery. The Green Falcon may have a grudging respect for mob boss Marco Marciano, but can't stand his activities. The core book has skills for Bluff, Diplomacy, Intimidate, and Sense Motive, while this book adds Bargain and Seduction into the mix. How do you know which one to use?

Most social interactions start with Diplomacy. Generally, one uses Diplomacy to either persuade someone to do something for them, or to negotiate terms that both sides can agree to.

Negotiations are resolved using opposed Diplomacy checks. Once a negotiation is agreed upon, a character may try to sweeten his side of the deal with a Bargain check. In the case of an extra favor or perk, the GM can simply determine how many wealth levels it's worth. Typical sales transactions bypass the Diplomacy check entirely, relying on Bargain to set a new price.

The art of persuasion is another matter. Generally, the character is asking someone to go out of their way for them. While Diplomacy is usually the first skill on deck, there are times when other skills are more appropriate.

Example: Gumshoe Rex Derringer wants to get into an exclusive club without an invitation. He has a variety of options to deal with Joey the Bouncer. First, Rex could make a Diplomacy check, perhaps accompanied with a bribe, to hopefully change Joey's attitude to Helpful. Second, Rex can Intimidate Joey, either through threat of force (patting the gun in his shoulder holster) or blackmail ("I can't come in? Gee, I guess I'll have to slip this photo of you and the mayor's daughter into the mail, then"). Third, Rex can use Bluff to momentarily distract Joey long enough for a sucker punch. Finally, Rex can simply attack the Bouncer.

The important thing to consider about Diplomacy is that it only works once. If you can't change the target's attitude with a single roll, then you'll have to use another skill. Intimidate is the usual method of getting someone to help you who otherwise wouldn't. Intimidate cannot be used in place of Diplomacy for Seduction, as Seduction requires that the target believe he has some choice in the matter.

Sense Motive is usually used to call a Bluff, but it can also be used on Seduction attempts (see the Seduction description). Sense Motive can also be used to assess relationships in a room.

YOU'RE LOOKING FOR A BOOK ON ANCIENT HITTITE SORCERY?


Information flows so easily in the postmodern era that it's easy to forget how difficult research was in the pulp era. Early twentieth century research required hours or days of poring through books, journals, and newspapers in a library, often with the help of assistants and a knowledgeable librarian or two. The social mores of the time also prevented libraries from stocking some books. Finally, libraries were finite resources, and a good fire could wipe out decades worth of old magazines. While pulp adventures rarely get bogged down in libraries, entertaining encounters can be crafted just from hunting down information.

The first thing a PC needs to figure out when doing research is decide where to start. PCs with the

Extensive Library feat may wish to consult their own resources, but a home library might be convenient if the current adventure is taking place in a foreign country thousands of miles away. A typical city might have several branches of its public library as well as scores of private and collegial libraries. Private libraries tend to be specialized to varying degrees (e.g. the Civil War library, German-American history, naval vessels). In order to find the best place to start one's research, a PC should make a Research check (DC 10) to determine the best place. PCs with an appropriate Knowledge skill can provide a +2 synergy bonus to this check.

Once the PC has determined where to go, he will need to determine when. Most public libraries are only open during (slightly extended) business hours, limiting research to the working part of the day. Private libraries may have even shorter hours and are open only a few days a week (or even by appointment only). College libraries tend to have longer hours for the convenience of students. Virtually all libraries are closed on Sunday. PCs can use

Diplomacy or Intimidation to convince a librarian to allow him to stay past closing or to open the doors when the library is closed (provided the PC can confront the librarian).



When the PC accesses a library, the GM will have to determine whether the information sought for exists in the chosen library. This is largely the GM's call, although it can provide interesting roleplaying opportunities. For example, the PCs learn that the personal library of a deceased sorcerer was donated to the local library.

Unfortunately for them, the town is very religious and the local pastor condemned the deceased's magical tomes as Satanic and suggested that they be destroyed.

The librarians agreed and burned them.

Dismayed to learn this, the PCs prepare to leave the library when they are approached by a young library assistant who tells them that he saved the books from burning and is willing to show them to the PCs, for a price.

If the information is available, then the next step is to uncover it. The GM should assign a DC based on the obscurity of the information and the type of library being used to find it. For example, the Green Falcon learns that the insidious Yellow Skull is using a code derived from a marching song popular among American soldiers during the War of 1812. If the Green Falcon goes to the town public library, finding

the few books available that reference it could be a formidable (DC 25) or heroic (DC 30) task. If the Green Falcon went to a military library, there may be an entire book devoted to marching songs, dropping the DC to 5 or 10.

There are two ways for a PC to find information in a library. The first method is to look for it himself, using his own knowledge and the card catalogue (assuming he can read/write the default language of the library). The PC makes a Research check against the DC of the information. He may add his Knowledge synergy bonus, if applicable. The second (and usually more common) method is to ask a librarian for assistance. Librarians are generally knowledgeable about the information contained in their own library and can point the PC in the right direction. A librarian uses his own Research skill, but will uncover information in far less time (at the GM's discretion, having a PC simply ask for the appropriate section in the library can cut down on the time involved researching). If the librarian is doing the searching, then the DC of the information may be lowered. Finally, even if the library doesn't have the information, a librarian may be able to tell the PC where to go to find it.

Obviously, asking for help saves time, but it also opens up the PC's research to another's eyes, especially if the information sought is unusual. Sometimes, this can work in the PC's favor ("you need to find a book on Cherokee burial customs? That's strange. You're the second person in two days who's asked about that"), but it can just as easily work against them. Librarians can be bribed or coaxed into revealing the book lists of patrons.

Public librarians are generally Friendly or Helpful, based on how busy they are at the time. Private librarians can run the gamut. Some are a bit snobbish about who has access to their collection and may even test a browsing patron to gauge his level of knowledge. Patrons who pass the test could get a Friendly or even Helpful reaction from the librarian, while others could get an Indifferent reaction ("oh very well, here are the books. I'll be in the other room if you really need me") to Unfriendly ("now why is a big palooka like you interested in 1600s fashion?") to Hostile ("yes, I know the sign says 'noon to 3,' but I have a 1:30 appointment and I can't leave the library open. Please leave!"). All librarians, public and private, will drop in attitude if the PC acts inappropriately.

Even if the PC doesn't use a librarian, the mere fact of his presence can draw attention to himself. Any character that spends a lot of time at a table with a stack of books on ancient Greek pottery will attract the attention of a librarian or patron with a similar interest (possibly leading to a tip-off later). This attention can also work in the PC's favor. Perhaps Dr. Egghead doesn't want to talk to the PCs about his regeneration research, but the PCs may find his assistant pouring through science articles on lizard regeneration in the university library. He may be more willing to talk.

Libraries are social places and the PC may find knowledgeable experts, even if the library itself lacks the information. This is more relevant in private or specialized libraries, which tend to attract patrons of similar interests. For example, the Green Falcon walks into the military library looking for War of 1812 sheet music. Unfortunately, while the library has voluminous information on the American Revolution and Civil War, there is little information on the War of 1812. The Green Falcon is about to leave when he notices another patron asking about Civil War sheet music. Striking up a conversation, the Green Falcon learns that the patron is composing a book of American military songs, and he has an extensive collection of them at home. He'd be happy to show them to him.

Libraries are also great places for casual, coincidental contact. Did the PCs miss an opportunity to ask an NPC a critical question? Give them a second chance, as the NPC just happens to be returning books while the PC is there. Want to give the PCs another clue? Have the PCs overhear a conversation between two of the villain's goons as they tail a potential victim who's using the library.

In sum, a PC's research should be a lot more than just "make a Research check." Used properly, a PC's research can help advance the plot of the adventure.

RUNNING BOARDS, RUMBLE SEATS AND CONVERTIBLES.

Pulp era vehicles have two features that are unfamiliar to modern automobile drivers, running boards and rumble seats. A running board is a ledge on the outside of the car that acts as a step for entering and exiting the vehicle (many modern trucks and vans still have this feature). The running board is famous in pulp fiction for being a platform for Tommy-Gun toting mobsters. Using a running board in this manner is covered under the Balance skill as described in Chapter 3.

A rumble seat is a seat that folded down into the back of a vehicle like a reverse trunk. When opened, the rumble seat could accommodate one or two people. Unlike the other car seats, the rumble seat was always exposed to the elements. Characters sitting in the rumble seat should be treated as being in a top-down convertible in combat situations.

Most early pulp era vehicles were convertibles or had ragtops. If the occupants are targeted, they may receive lessened Hardness protection. Ragtops provide 2 Hardness and 1 Hit Point of protection. Open convertibles provide no protection at all, and characters exposed to the elements (usually anyone not in the front seats) receive a -2 circumstance penalty to their actions.

AERIAL COMBAT

Airplanes are as much a symbol of the pulp era as zeppelins. Many pulps were devoted to Air Aces having adventures in custom airplanes engaging in dogfights and flying in and out of dangerous situations. The following rules expand on the vehicle rules in the core book, adapted for aerial maneuvers.

The basic premise behind aerial combat is simple: you need to get behind your opponent to pepper him with bullets while he is unable to attack you (this tactic can get more complicated as tail guns are introduced). As a result, most aerial maneuvers are designed to keep you in an offensive position or get you out of a defensive position.

Simplified Aerial Combat

For GMs who don't wish to map out an entire aerial combat, there is an easy option. If there are only two combatants, have each make opposed Pilot checks. The winner (ties don't count) may attack the loser for that round. The process is repeated every round.

If there are multiple combatants, the checks are slightly more complicated. Each combatant must designate a target (it is possible for multiple com-

Table: Air Vehicle Speeds and Modifiers

Speed Category	Character Scale		Chase Scale		Defense Modifier	Check/Roll Modifier
	Movement ¹	Turn Number ²	Movement ¹	Turn Number ²		
All-out	151-200	8	16-20	2	+4	-4
Super	201-250	16	21-25	3	+5	-5
Ultra	251+	32	26+	3	+6	-6

¹ The number of squares a vehicle can move at this speed.

² The number of squares a vehicle must move at this speed before making a turn.

All-Out: The vehicle is traveling extremely fast, 80-113 miles per hour.

Super: The vehicle is traveling super fast, 114-141 miles per hour.

Ultra: The vehicle is traveling super fast, 142+ miles per hour.



batants to choose the same target). All combatants then make Pilot checks. Any combatant who beats his target's Pilot check may attack the target that round.

Example: Two of the Blue Knight's biplanes are pursuing the Condor. At the beginning of the round, BK-1 and BK-2 designate the Condor as their target. The Condor designates BK-2. All three roll their checks. BK-1 rolls a 19, BK-2 rolls a 17, and the Condor rolls a 21. During the round, The Condor attacks BK-2. Even though the Condor beat BK-1, he may not attack him since he did not declare BK-1 as his target.

Should a combatant attempt to flee then any plane that targets him may continue to follow. The GM should compare vehicle speeds and machine gun ranges to see if the fleeing combatant can get out of range.

If a combatant plan has a separate tail gunner, then

the tail gunner may choose any target and fire on it, regardless of the position of his airplane.

Standard Combat

Three Dimensional Combat: There are two key differences between aerial combat and ground combat. First, fighting takes place in three dimensions without a common plane of reference. Second, gravity plays a much larger role. The following rules are designed to help GMs create exciting aerial dogfights.

While technology can generate 3D models for GMs and players to map out their combats, I'm certain that the majority of gaming groups still use the trusty 2D map board. One way to emulate differing heights on a 2D map is to use a set of poker chips. I generally use two colors. The GM determines what height is "default" (if ground forces are involved this is easy, otherwise, the GM should choose a height that most of the airplanes are on). Use one color of chips to denote how many squares an airplane is above the default plane, and another color for how many squares it is below the default plane. Simply stack the chips below the marker for the airplane.

Due to the nature of 3D combat, it's possible for more than one airplane to be in the same square (just higher or lower in the stack). I've found that the most aesthetically pleasing method to use in this case is to only place the highest elevated marker on the stack, and use a third color poker chip to represent an airplane at a lower level).

For simplicity's sake, most of the vehicle maneuvers in the core book can be translated as aerial maneuvers, except that the airplane can move in three dimensions. A Pilot check should be substituted for a Drive check in all cases. If the pilot ever decreases altitude, add 2 to the airplane's movement (character scale). This reflects working with gravity, rather than against it.

Simple Maneuvers

During an airplane's movement, the pilot can perform any one of the following maneuvers without

the need for a Pilot check.

45-Degree Turn: As per the core book, except that the airplane may also ascend (climb) or descend (dive) 45 degrees. Climbing in this manner is usually called a chandelle.

Ram: In the air, this is effectively a suicide maneuver. However, if the ramming airplane is built of sterner stuff than the target, it may be effective.


Sideslip: As per the core book.

Stunts

Stunts are maneuvers that require a Pilot check to perform successfully. Unsuccessful stunts often result in the airplane ending up someplace other than where the pilot intended. You can never take 10 or 20 when performing an aerial stunt.

Avoid Hazard: As per the core book. Usually, there aren't many hazards in the air, but airplanes flying through dangerous conditions (ravines or valleys) or at low levels (tops of buildings, silos), may find obstacles to avoid. Barnstorming (or also tunnel-running) can be attempted, but the DC would be 20+. A failed check on barnstorming would result in a collision as per the Sideswipe stunt.

Loop: The pilot can make a number of 45-degree turns in a loop in succession. It takes eight turns to complete a full loop (and remain facing in the same direction), or four turns to complete a half loop (and face the opposite direction). At the completion of a half loop, the pilot must perform a roll



maneuver to invert the airplane (either before or after the loop). An inside loop (nose up) requires a Pilot check (DC 10), while an outside loop (nose down) requires a Pilot check (DC 15).

Roll: The pilot can flip his airplane over and back again on the horizontal axis. A half roll is required to simply invert the airplane. A half roll requires a Pilot check (DC 10) and a full roll requires a Pilot check (DC 15).

Barrel Roll: The Barrel roll combines a loop with a sideslip. It is designed to cut the distance traveled and force the attacker to pass you. A barrel roll takes six moves to complete and requires a Pilot check (DC 15).

Dash: As per core book.

Hard Brake: As per core book.

Hard Turn: As per core book.

Sideswipe: As per core book. Like the ram, this can be a suicidal maneuver in the air.

Collisions and Ramming

Collisions and ramming are conducted as per the core book. If the fastest speed is Super or Ultra, use a d20 for damage die type.

If an airplane is falling, it adds 2 to its Movement (Character Scale) every turn from the acceleration. This may have the effect of increasing its Speed Category (along with all related modifiers) while it hurtles toward the ground). GMs using Chase scale should keep track and add 1 for every 5 times this happens.

Losing Control

A collision or a failed stunt can cause a pilot to lose control of his airplane. In these cases, the pilot must make a Pilot check (DC 15) to retain control of the airplane. If this check is successful, the pilot maintains control of the vehicle. If it fails, the airplane stalls. If it fails by 10 or more, the airplane spins.

An out-of-control vehicle may strike an object, another airplane, and, eventually, the ground. When that happens, a collision occurs (see Collisions and Ramming, above).

Stall: A failed stunt can result in a stall (this is different than an engine stall, which essentially turns the airplane into a glider). The pilot needs to regain control of the airplane or it may crash. The pilot may continue to make

a Pilot check each round until he regains control. If he ever fails by 10 or more (or rolls a natural 1), then the plane falls into a spin.

Spin: When the airplane spins, the nose tips downward and the airplane spirals toward the ground, out of control (and increasing speed). If the pilot succeeds in regaining control, he should roll a 1d8 to determine the airplane's new facing: 1, no change; 2, right 45 degrees; 3, right 90 degrees; 4, right 135 degrees; 5, 180 degrees; 6, left 135 degrees; 7, left 90 degrees; 8, left 45 degrees. Reorient the vehicle accordingly.

Hide and Seek

Airplanes can gain the benefit of the Concealment Miss Chance (see corebook) if they are flying through clouds or at night (night is a risky proposition in the early days of aviation). The GM should apply an appropriate miss chance based on the thickness of the clouds.



TRAPS

Traps are the bane of Fortune Hunters everywhere. Ancient tombs and temples are littered with them, and failure to anticipate them has cut many a Fortune Hunter's career short. This section is designed to provide information on the most common types of traps a Fortune Hunter could expect when plundering...err, exploring, an ancient site.

The traps discussed here are purely mechanical. Superscience and magical traps are best left to the F/X rules of the core book and are beyond the scope covered here. Mechanical traps include pits, arrow traps, falling blocks, water-filled rooms, whirling blades, and anything else that depends on a mechanism to operate.

A trap typically is defined by its location and triggering conditions, how hard it is to spot before it goes off, how much damage it deals, and whether or not the heroes receive a saving throw to mitigate its effects. Traps that attack with arrows, sweeping blades, and other types of weaponry make normal attack rolls, with a specific attack bonus dictated by the trap's design.

Characters who succeed on a DC 20 Search check detect a simple mechanical trap before it is triggered. (A simple trap is a snare, a trap triggered by a tripwire, or a large trap such as a pit.)

A character with the Anticipate Trap class feature (see the **Fortune Hunter Advanced Class**) that succeeds on a DC 21 (or higher) Search check detects a well-hidden or complex mechanical trap before it is triggered. Complex traps are denoted by their triggering mechanisms and involve pressure plates, mechanisms linked to doors, changes in weight, disturbances in the air, vibrations, and other sorts of unusual triggers.

Elements of a Trap

All traps have the following elements: trigger, reset, Search DC, Disable Device DC, attack bonus (or saving throw or onset delay), damage/effect, and Challenge Rating. Some traps may also include optional elements, such as poison or a bypass. These characteristics are described below.

TRIGGER

A trap's trigger determines how it is sprung.

Location: A location trigger springs a trap when someone stands in a particular square.



Proximity: This trigger activates the trap when a creature approaches within a certain distance of it. A proximity trigger differs from a location trigger in that the creature need not be standing in a particular square. A flying Rocket Ranger can spring a trap with a proximity trigger but not one with a location trigger. Mechanical proximity triggers are extremely sensitive to the slightest change in the air. This makes them useful only in places such as crypts, where the air is unusually still.

Touch: A touch trigger, which springs the trap when touched, is one of the simplest kinds of trigger to construct. This trigger may be physically attached to the part of the mechanism that deals the damage or it may not.

RESET

A reset element is the set of conditions under which a trap becomes ready to trigger again.

No Reset: Short of completely rebuilding the trap, there's no way to trigger it more than once.

Repair: To get the trap functioning again, you must repair it.

Manual: Resetting the trap requires someone to move the parts back into place. This is the kind of reset element most mechanical traps have.

BYPASS (*Optional Element*)

If the builder of a trap wants to be able to move past the trap after it is created or placed, it's a good idea to build in a bypass mechanism — something that temporarily disarms the trap. Bypass elements are typically used only with mechanical traps; spell traps usually have built-in allowances for the caster to bypass them.

Lock: A lock bypass requires a DC 30 Disable Device check to open.

Hidden Switch: A hidden switch requires a DC 25 Search check to locate.

Hidden Lock: A hidden lock combines the features

above, requiring a DC 25 Search check to locate and a DC 30 Disable Device check to open.

Puzzle Trap: The trap will be disabled if the proper sequence is followed. Normally, this requires a DC 25 Knowledge (Cryptography) check, although the GM may modify the DC based on the complexity of the puzzle and the hints already given to the character(s) trying to solve it.

SEARCH AND DISABLE DEVICE DCs

The builder sets the Search and Disable Device DCs for a mechanical trap. The base DC for both Search and Disable Device checks is 20. Raising or lowering either of these DCs affects the CR (Table: CR Modifiers for Mechanical Traps).

ATTACK BONUS/SAVING THROW DC

A trap usually either makes an attack roll or forces a saving throw to avoid it. Occasionally a trap uses both of these options, or neither (see Never Miss).

Pits: These are holes (covered or not) that characters can fall into and take damage. A pit needs no attack roll, but a successful Reflex save (DC set by the builder) avoids it. Other save-dependent mechanical traps also fall into this category.

Pits in dungeons come in three basic varieties: uncovered, covered, and chasms. Pits and chasms can be defeated by judicious application of Climb, Jump, or Tumble checks.

Uncovered pits serve mainly to discourage intruders from going a certain way, although they cause much grief to characters that stumble into them in the dark, and they can greatly complicate a fight taking place nearby.

Covered pits are much more dangerous. They can be detected with a DC 20 Search check, but only if the character is taking the time to carefully examine the area before walking across it. A character that fails to detect a covered pit is still entitled to a DC 20 Reflex save to avoid falling into it. However, if she was running or moving recklessly at the time, she gets no saving throw and falls automatically.

Trap coverings can be as simple as piled refuse (straw, leaves, sticks, garbage), a large rug, or an actual trapdoor concealed to appear as a normal part of the floor. Such a trapdoor usually swings open when enough weight (usually about 50 to 80 pounds) is placed upon it. Devious trap builders sometimes design trapdoors so that they spring back shut after they open. The trapdoor might lock once it's back in place, leaving the stranded character well and truly trapped. Opening such a trapdoor is just as difficult as opening a regular door (assuming the trapped character can reach it), and a DC 13 Strength check is needed to keep a spring-loaded door open.



Pit traps often have something nastier than just a hard floor at the bottom. A trap designer may put spikes, creatures (snakes are a favorite), or a pool of acid, lava, or even water at the bottom.

Creatures sometimes live in pits. Any creature that can fit into the pit might have been placed there by the trap's designer, or might simply have fallen in and not been able to climb back out.

A secondary trap at the bottom of a pit can be particularly deadly. Activated by a falling victim, the secondary trap attacks the already injured character when she's least ready for it.

Ranged Attack Traps: These traps fling darts, arrows, spears, or the like at whoever activated the trap. The builder sets the attack bonus. A ranged attack trap can be configured to simulate the effect of a compound bow with a high strength rating which provides the trap with a bonus on damage equal to its strength rating.

Melee Attack Traps: These traps feature such obstacles as sharp blades that emerge from walls and stone blocks that fall from ceilings. Once again, the builder sets the attack bonus.

Entrapment Traps: These traps attempt to cut off access doors or otherwise change the shape of the walls. The GM should set a DC and appropriate skill to overcome these traps once sprung. Example: A sprung trap results in a wall coming up out of the floor, threatening to trap the characters. The GM rules that the characters must make a DC 20 Jump check to leap over the wall before it meets the ceiling.

DAMAGE/EFFECT

The effect of a trap is what happens to those who spring it. Usually this takes the form of either damage or a spell effect, but some traps have special effects.

Pits: Falling into a pit deals 1d6 points of damage per 10 feet of depth.

Ranged Attack Traps: These traps deal whatever damage their ammunition normally would. If a trap

is constructed with a high strength rating, it has a corresponding bonus on damage.

Melee Attack Traps: These traps deal the same damage as the melee weapons they “wield.” In the case of a falling stone block, you can assign any amount of bludgeoning damage you like, but remember that whoever resets the trap has to lift that stone back into place.

A melee attack trap can be constructed with a built-in bonus on damage rolls, just as if the trap itself had a high Strength score.

Special: Some traps have miscellaneous features that produce special effects, such as drowning for a water trap or ability damage for poison. Saving throws and damage depend on the poison or are set by the builder, as appropriate.

MISCELLANEOUS TRAP FEATURES

Some traps include optional features that can make them considerably more deadly. The most common such features are discussed below.

Gas: With a gas trap, the danger is in the inhaled poison it delivers. Traps employing gas usually have the never miss and onset delay features (see below).

Liquid: Any trap that involves a danger of drowning is in this category. Traps employing liquid usually have the never miss and onset delay features (see below).

Multiple Target: Traps with this feature can affect more than one character.

Never Miss: When the entire wall or building moves to crush you, your quick reflexes won't help, since the wall can't possibly miss. A trap with this feature has neither an attack bonus nor a saving throw to avoid, but it does have an onset delay (see below). Most traps involving liquid or gas are of the never miss variety.

Onset Delay: An onset delay is the amount of time between when the trap is sprung and when it deals

damage. A never miss trap always has an onset delay. This is a popular pulp feature for ancient sites that have a tendency to start crumbling from within after the climax. Characters need to stay a step ahead of the crumbling (in these cases, the onset delay is longer the further away you get from the center).

Poison: Traps that employ poison are deadlier than their nonpoisonous counterparts, so they have correspondingly higher CRs. To determine the CR modifier for a given poison, consult Table: CR Modifiers for Traps. Only injury, contact, and inhaled poisons are suitable for traps; ingested types are not. Some traps simply deal the poison's damage. Others deal damage with ranged or melee attacks as well.

Pit Spikes: Treat spikes at the bottom of a pit as knives, each with a +10 attack bonus. The damage bonus for each spike is +1 per 10 feet of pit depth (to a maximum of +5). 1d4 spikes attack each character that falls into the pit. Pit spikes do not add to the average damage of the trap (see Average Damage, below).

Pit Bottom: If something other than spikes waits at the bottom of a pit, it's best to treat that as a separate trap (see Multiple Traps, below) with a location trigger that activates on any significant impact, such as a falling character.

Puzzle Only: The trap cannot be disabled, only solved.

Touch Attack: This feature applies to any trap that needs only a successful touch attack (melee or ranged) to hit.

Designing a Trap

Simply select the elements you want the trap to have and add up the adjustments to the trap's Challenge Rating that those elements require (see Table: CR Modifiers for Traps) to arrive at the trap's final CR. From the CR you can derive the DC of the Craft (mechanical) checks a character must make to construct the trap.

Challenge Rating of a Trap

To calculate the Challenge Rating of a trap, add all the CR modifiers (see the tables below) to the base CR for the trap type.

Mechanical Trap: The base CR for a mechanical trap is 0. If your final CR is 0 or lower, add features until you get a CR of 1 or higher.

Average Damage: If a trap does hit point damage, calculate the average damage for a successful hit and round that value to the nearest multiple of 7. Use this value to adjust the Challenge Rating of the trap, as indicated on the tables below. Damage from poisons and pit spikes do not count toward this value, but damage from a high strength rating and extra damage from multiple attacks does.

Multiple Traps: If a trap is really two or more connected traps that affect approximately the same area, determine the CR of each one separately.

Multiple Dependent Traps: If one trap depends on the success of the other (that is, you can avoid the second trap altogether by not falling victim to the first), they must be treated as separate traps.

Multiple Independent Traps: If two or more traps act independently (that is, none depends on the success of another to activate), use their CRs to determine their combined Encounter Level as though they were monsters. The resulting Encounter Level is the CR for the combined traps.

Table: CR Modifiers for Traps

Feature	CR Modifier	
Search DC	15 or lower	-1
	25-29	+1
	30 or higher	+2
Disable Device DC	15 or lower	-1
	25-29	+1
	30 or higher	+2
Reflex Save DC (Pit or Other Save-Dependent Trap)	15 or lower	-1
	16-24	—
	25-29	+1
	30 or higher	+2
Attack Bonus (Melee or Ranged Attack Trap)	+0 or lower	-2
	+1 to +5	-1
	+6 to +14	—
	+15 to +19	+1
	+20 to +24	+2
Damage/Effect	Average damage	+1/7 points
	Miscellaneous Features	
	Liquid	+5
	Multiple target	+1
		+0 if Never Miss
	Onset delay 1 round	+3
	Onset delay 2 rounds	+2
	Onset delay 3 rounds	+1
	Onset delay 4+ rounds	-1
	Poison	CR of poison
	Pit spikes	+1
	Touch attack	+1

CHAPTER SEVEN:

PULP VILLAINS

The pulps were a time of stalwart heroes, larger-than-life characters who would, in time, give birth to the archetype of the modern superhero. It was a time of stark contrasts: Good vs. Evil on a grand scale.

For every hero, there were dozens of villains. The villains were often a never-ending supply of run-of-the-mill gangsters and crooks, ready to be defeated on a monthly basis, sandwiched between lurid, brightly-colored covers, and sold for a dime. On occasion, however, other villains appeared. Villains as fantastic as the heroes they confounded. Villains that were nearly equal to the heroes in power and in their uniqueness.

These are the villains that we remember.

The hordes of cookie-cutter crooks fade into obscurity, but the arch-fiends remain. Sherlock Holmes needs his Moriarty, after all. Doc Savage had his John Sunlight, and the Shadow had Shiwan Khan. Some villains became

so popular that they were given their own magazines, where they were the central character: The Insidious Wu Fang...The Octopus...Doctor Death.

The player-characters in your own pulp-era campaigns should face such threats. Don't give them an enemy to fight...Give them a Nemesis. The villains that appear in these pages will give you a good start, and your players will curse you for it!

In this chapter, we present several sample villains for you to use, as well as a system for designing Cults and Organizations.

A NOTE ON VILLAIN SURVIVAL:

Villains like these are too good to waste on a single story. Taking a page from the pulps,

Game masters

should be prepared to bring a villain back, even when it seems impossible. If at all possible, make the villain's end have a bit of "wiggle-room": the body

is never recovered, for example.



...and when the heroes ask "how did you survive

that?"

The villain should dismiss the question with a wave of his hand. "You cannot begin to comprehend the power at my disposal..."

DOCTOR SIN

Smart Villain 6, Mastermind 2, Mesmerist 5 CR 13; Medium-size human; HD 6d6+12, 2d10+4, 5d6+10; HP 63; Mas 14; Init +1; Spd 30 ft; Defense 18, touch 13, flatfooted 12 (+0 size, +1 Dex, +5 class); BAB +7; Grap +9; Atk +9 melee (1d4+2, martial arts), or +8 ranged (varies by weapon); FS 5 ft by 5 ft; Reach 5 ft; SQ Minions, Crime network, Hypnotic ability, Hypnotic Trance, Trick, Command Word, Lengthy Trance, Winning Smile ; AL none; SV Fort +5, Ref +10, Will +13; AP 13; Rep +8; Str 14, Dex 13, Con 14, Int 18, Wis 13, Cha 17.

Occupation: Doctor (Craft [pharmaceutical], Knowledge [Behavioral Sciences])

Skills: Balance +7, Bluff +10, Climb +10, Concentration +4, Craft (chemical) +13, Craft (electronic) +13, Craft (mechanical) +9, Craft (pharmaceutical) +15, Decipher Script +8, Demolitions +9, Diplomacy +12, Disable Device +8, Disguise +12, Escape Artist +13, Forgery +10, Gather Information +8, Hide +9, Intimidate +12, Investigate +7, Jump +3, Knowledge (Arcane Lore) +12, Knowledge (Behavioral Sciences) +18, Knowledge (Tactics) +9, Knowledge, (Underworld) +10, Move Silently +5, Read/Write Language +4 (Chinese, English, German, Tibetan) Speak Language +4 (Chinese, English, German, Tibetan)

Feats: Combat Expertise, Combat Martial Arts, Defensive Martial Arts, Educated (Knowledge [Arcane Lore], Knowledge [Behavioral Sciences]), Frightful Presence, Iron Will, Lightning Reflexes, Personal Firearms Proficiency

Talents (Smart Hero): Savant (Knowledge [Behavioral Sciences]), Exploit Weakness, Trick

Wealth: +13



Doctor Tsung-Chi Sin is known as the Devil of Chinatown. He is notorious for his skill as a Mesmerist and as a poisoner and torturer. He runs a criminal empire centered in the Chinatown district of the player-characters home city, where his influence extends into nearly every criminal enterprise. If it's illegal, and happening in the city, it is said that Doctor Sin has his fingers in it.

Doctor Sin is a cold, ruthless killer, with a voice like a silken strangling cord. He can be charming when he has to be, and relies upon lies and subterfuge as a matter of course. If backed into a corner, he will not hesitate to endanger innocents to cover his escape.

As a Mastermind, Doctor Sin has a vast army of minions at his disposal. These range from rank-and-file servants who perform mundane duties such as messengers, to specialists who are

secretly on the Doctor's payroll. Adventurers who are facing Doctor Sin should never be able to completely trust that the NPCs that they encounter are not part of the Devil of Chinatown's vast empire.

Most feared of all of Doctor Sin's minions are the cadre of fanatical assassins called the *Qing Ri* (pronounced "ching ree"). These are orphans from some of the worst slums on Earth, taken in by Sin as children and trained as the most efficient and remorseless killers the world has ever seen. A *Qing Ri* can be identified by heavy scarring where most of his

right ear used to be: the final test of the assassin's dedication, which occurs during the "graduation ceremony" when the *Qing Ri* is 18, involves the prospective member having their right ear nailed to a ceremonial post. The *Qing Ri* is then handed a knife, with which to free himself. Any one who cries out is killed instantly by his brothers. Those who pass the test become full members of the brotherhood.

QING RI ASSASSINS

Fast Ordinary 2/Strong Ordinary 2 CR 4;
Medium-size humanoid; HD 2d8+2 plus 2d8+2;
HP 22; Mas 13; Init +2; Spd 30 ft; Defense 18,
touch 18, flatfooted 16 (+0 size, +2 Dex, +6 class);
BAB +3; Grap +5; Atk +5 melee (2d6+2/19-20,
Qing Ri Paired Swords), or +5 ranged (2d6+0,
.357 Revolver); FS 5 ft by 5 ft; Reach 5 ft; SQ ; AL
Qing Ri Brotherhood; SV Fort +3, Ref +4, Will +0;
AP 2; Rep +0; Str 15, Dex 14, Con 13, Int 12, Wis
10, Cha 8.

Occupation: Criminal (Disable Device, Move Silently)



Skills: Balance +4, Climb +4, Disable Device +3, Drive +6, Escape Artist +5, Hide +7, Jump +4, Knowledge (Current Events) +2, Knowledge (Streetwise) +3, Knowledge (Tactics) +3, Move Silently +7, Profession +2, Read/Write Language +1 (English, Chinese), Sleight of Hand +4, Speak Language +1 (English, Chinese), Swim +3, Tumble +3

Feats: Combat Martial Arts, Exotic Melee Weapon Proficiency, Personal Firearms Proficiency, Two-Weapon Fighting

Possessions: *Qing Ri* Paired Swords, .357 Revolver

Note: The *Qing Ri* use a distinctive weapon: a pair of razor-sharp swords which they wield in both hands. They are similar in form and function to the Japanese katana.

ADVENTURE HOOKS:

- Doctor Sin has decided to expand his operations, allying himself with another force of evil: The Nazis. He has struck an arrangement: He will provide the Nazis with industrial secrets (which his operatives will steal), and in return, the Nazis will allow Sin to smuggle opium from New York to Los Angeles via their zeppelin, *Die Walkuriye*, which is making a promotional world-wide tour. The Nazis believe that helping the Devil of Chinatown spread his drugs throughout the United States will further weaken “a decadent and morally corrupt society”, leaving it ripe for Nazi takeover.

The Player-Characters will first enter the plot by investigating the theft of plans for a new aircraft. This will lead them to the thieves, and from there, to Doctor Sin and his Nazi accomplices.

- The Devil of Chinatown is using his powers of mesmerism to brainwash innocent people into committing crimes upon his behalf. A rash of crimes committed by normal, upstanding citizens alerts the Player-Characters to the problem. In each case, the perpetrator of the crime has had some connection with one of Doctor Sin’s front businesses (a housewife who has her husband’s suits pressed at a Chinatown laundry, a banker who ate lunch at a nearby Chinese restaurant, etc.) The trail will lead back to Doctor Sin.

- This option is best used after the Player-Characters have encountered Doctor Sin on at least one other adventure: The insidious Doctor has decided to remove a thorn from his side...and that thorn is the Player-Characters themselves!



Doctor Sin orders the *Qing Ri* to assassinate the heroes. In finest pulp fashion, the assassins will not simply walk up to the heroes on the street and shoot them, but will, of course, use bizarre methods: releasing a venomous snake, scorpion or spider into the character’s bedroom; setting elaborate traps that shoot poisoned darts; etc.

If these methods fail, the *Qing Ri* will then make a personal appearance, infiltrating the character’s inner sanctum, and striking like shadows in the night!

THE MASTER OF THE WORLD

Strong Villain 5/Smart Villain 4/Charismatic Villain 4 CR 13; Medium-size humanoid; HD 5d8+10 plus 4d6+8 plus 4d6+8; HP 77; Mas 14; Init +1; Spd 30 ft; Defense 16, touch 16, flatfooted 15 (+0 size, +1 Dex, +5 class); BAB +9; Grap +12; Atk +12 melee (1d6+4/18-20, sword), or +10 ranged (2d4+0, Walther PPK); FS 5 ft by 5 ft; Reach 5 ft; SQ ; AL none; SV Fort +8, Ref +7, Will +6; AP 6; Rep +6; Str 17, Dex 12, Con 14, Int 16, Wis 11, Cha 16.

Occupation: Criminal (Disguise, Move Silently)

Skills: Bluff +8, Climb +6, Craft (electronic) +5, Craft (mechanical) +6, Decipher Script +8, Demolitions +5, Diplomacy +6, Disable Device +5, Disguise +16, Forgery +7, Gather Information +7, Handle Animal +6, Intimidate +7, Jump +7, Knowledge (Arcane Lore) +13, Knowledge (Behavioral Sciences) +6, Knowledge (Business) +6, Knowledge (Civics) +4, Knowledge (Current Events) +11, Knowledge (History) +5, Knowledge (Physical Sciences) +5, Knowledge (Streetwise) +12, Knowledge (Tactics) +11, Knowledge (Technology) +7, Knowledge (Theology and Philosophy) +7, Listen +2, Move Silently +11, Navigate +5, Pilot +3, Profession +4, Read/Write Language +3 (English, Tibetan, German), Repair +6, Search +7, Sense Motive +1, Speak Language +3 (English, Tibetan, German), Spot +2, Swim +11, Tumble +3

Feats: Acrobatic, Alertness, Archaic Weapons Proficiency, Athletic, Blind-Fight, Combat Expertise, Combat Martial Arts, Deceptive, Exotic Melee Weapon Proficiency, Iron Will, Lightning Reflexes, Personal Firearms Proficiency, Point Blank Shot

Talents: (Strong Hero): Melee Smash, Extreme Effort, Ignore Hardness; (Smart Hero): Savant



(Knowledge [Arcane Lore]), Exploit Weakness; (Charismatic Hero): Charm, Coordinate

Possessions: sword, Walther PPK; Wealth +16

The villain known only as The Master of the World has his origins shrouded in mystery. He appears to be of European descent, but claims to be one of the Hidden Masters spoken of in Tibetan legend. He rules a vast criminal empire, centered in a hidden mountain fortress high in the Himalayas. From this impregnable headquarters, he runs most of the opium and white slavery trade in Asia. His operations stretch into every corner of the globe.

He will ally himself with others, if such an alliance suits his needs, but is quick to betray his allies the moment that he detects an advantage in such betrayal.

Characters who face The Master of the World will find him to be a charming sociopath, who will act the consummate host, wining and dining them as he asks for details about current goings-on in the modern world (given his self-imposed solitude in the Himalayas, he misses hearing about the minutiae of modern life: men's fashion, popular music and film, stocks and bonds, etc. His mood can turn abruptly, however, and he is likely to order someone executed by slow torture, for example, if they displease him in any way.

ADVENTURE HOOKS:

- The local Chinese Tongs who run criminal operations in the Chinatown of the Player-Characters' home city are being attacked, which is sparking a violent gang war. The action is being taken by The Master of the World and his minions, in an effort to expand his influence into the city and use Chinatown as his center of operations. This is an excellent way to introduce the Master of the World into your campaign.
- The daughter of a wealthy socialite is kidnapped while mountain climbing in the Himalayas. Depending upon the whims of the gamemaster, this situation could result in a straightforward rescue operation, with the Player-Characters tracking her to the mountain fortress of the Master of the World, or perhaps something more complex: The daughter inexplicably returns to America, unable to recall what has happened to her. The Master of the World, however, has used a powder created from a rare Himalayan plant as a mind-control drug, and trained the unsuspecting socialite as a hidden assassin, to strike at any target the Master designates!

VINCENZO "VINNIE FIVE-ANGELS" PENTANGELI

Fast Villain 5/Mobster 5: CR 10; Medium-size humanoid; HD 5d8 +5d10-10; HP 38; Mas 8; Init +3; Spd 30 ft; Defense 21, touch 21, flatfooted 18 (+0 size, +3 Dex, +8 class); BAB +6; Grap +5; Atk +2 melee (1d4-1, brass knuckles), or +9 ranged (2d6 Tommy-Gun); FS 5 ft by 5 ft; Reach 5 ft; SQ ; AL The Mob; SV Fort +3, Ref +9, Will +2; AP 9; Rep +3; Str 9, Dex 17, Con 8, Int 16, Wis 11, Cha 15.

Occupation: Criminal (Hide, Knowledge [Streetwise])

Skills: Balance +6, Demolitions +6, Diplomacy +4, Disable Device +5, Drive +10, Escape Artist +6, Forgery +4, Hide +10, Intimidate +9, Knowledge (Current Events) +8, Knowledge (Streetwise) +9, Move Silently +8, Pilot +7, Profession +4, Read/Write Language +1 (Italian), Search +9, Sleight of Hand +7, Speak Language +1 (Italian), Spot +8, Tumble +6

Feats: Advanced Firearms Proficiency, Brawl, Combat Driving, Double Tap, Personal Firearms Proficiency, Point Blank Shot, Simple Weapons Proficiency

Talents (Fast Hero): Evasion, Opportunist, Uncanny Dodge 1 (Mobster): Affiliation, No Stool Pigeon, Drive-By, Leg Breaking, Sweep, Seedy Favor, Safe House.

Wealth: +6

Vincenzo Pentangeli, known on the street as "Vinnie Five-Angels", is a highly-placed enforcer for the local Mafia in your campaign's main city. His primary job for the Mob is as a Troubleshooter -- if there's trouble, Vinnie is sent, and he shoots it. He's very good at what he does, and this has made him a valuable member of the organization, and

increased his power within it. He currently is the number two man, behind the Boss -- the old man who is the titular head of the family-- but whispers on the street are starting to say that Five-Angels is the real power behind the throne.

ADVENTURE HOOKS:

- A Mob War rages on the streets of the City, as two (or more) organized crime gangs battle for control of illicit business (smuggling, gambling, prostitution) in the area. Crime is on the rise, and this will naturally draw the attention of the Player Characters. After a few run-ins with mob-related crime, the PCs will be identified as a threat, and the family that Pentangeli works for will send him out to remove the threat.
- Criminal power in the city has been consolidated behind a single family-- the one with Vinnie as a member. Now the time has come to make his move. Pentangeli decides to stage a coup and take control of the Mob, leading to a "civil war" in the city's underworld, with gang bosses declaring their allegiance to one side or the other. Can the Player Characters take down the Mob before the city is torn apart?




OTTO VON ÜBEL

Vampire Smart Villain 7: CR 9; Medium-size Undead; HD 7d12; HP 46; Mas 3; Init +5; Spd 30 ft; Defense 19, touch 13, flatfooted 18 (+0 size, +1 Dex, +2 class, +6 natural); BAB +3; Grap +7; Atk +8 melee (1d8+4, sword-cane), or +4 ranged ; FS 5 ft by 5 ft; Reach 5 ft; SQ *blood drain, create spawn, domination* (DC 10 + 1/2 HD + cha mod), *energy drain, alternate form, children of the night, damage reduction 15/+1, fast healing 5, gaseous form, cold and electricity resistance 20, spider climb, +4 turn resistance, darkvision 60 ft., weaknesses*; AL none; SV Fort +2, Ref +5, Will +8; AP 8; Rep +4; Str 18, Dex 13, Con 0, Int 21, Wis 14, Cha 15.

Occupation: Dilettante (Intimidate)

Skills: Bluff +10, Decipher Script +9, Demolitions +8, Diplomacy +4, Disable Device +11, Disguise +4, Drive +3, Escape Artist +3, Forgery +7, Gamble +4, Gather Information +4, Hide +10, Intimidate +6, Investigate +8, Knowledge (Arcane Lore) +20, Knowledge (Art) +9, Knowledge (Behavioral Sciences) +8, Knowledge (Business) +13, Knowledge (Civics) +7, Knowledge (Current Events) +10, Knowledge (Earth and Life Sciences) +11, Knowledge (History) +12, Knowledge (Physical Sciences) +10, Knowledge (Popular Culture) +9, Knowledge (Streetwise) +11, Knowledge (Tactics) +9, Knowledge (Technology) +6, Knowledge (Theology and Philosophy) +8, Listen +12, Move Silently +9, Navigate +9, Profession +7, Read/Write Language +5 (English, German, Latin, French, Italian), Repair +8, Research +6, Search +19, Sense Motive +10, Speak Language +5 (English, German, Latin, French, Italian), Spot +12

Feats: Agile Riposte, Alertness, Archaic Weapons Proficiency, Combat Reflexes, Dodge, Educated (Knowledge [Arcane Lore], Knowledge [History]), Improved Damage Threshold, Improved Initiative, Iron Will, Lightning Reflexes, Personal Firearms Proficiency, Simple Weapons Proficiency, Weapon Focus



Talents (Smart Hero): Savant (Knowledge [Arcane Lore]), Plan, Trick, Exploit Weakness

Wealth: +11

Otto Von Übel represents a surprise to throw at your characters -- a German villain who not only has no connection to the Nazis, but also turns out to be an honest-to-god vampire!

Von Übel was a Prussian noble who was wounded during the Napoleonic Wars, as he lay dying on the battlefield, he fell victim to the predations of a vampire. The vampire, whose name Von Übel never learned, was a weak creature, more content with scavenging battlefields than in hunting his

own prey -- Von Übel used his dying effort to kill the creature, but not before it had worked its terrible magic. Otto Von Übel rose again as a creature of the night.

Von Übel is interested in only one thing -- power and wealth. He rose in power in Germany as an industrialist, but when the Nazi regime began to nationalize industry, the vampire left Germany to pursue his wealth in the Brave New World of America.

He is a businessman without morals or scruples. He is not above blackmail or strong-arm tactics to get what he wants, and his company, International Holdings, Ltd., is weathering the Depression rather well as a result.

Players will most likely assume that Von Übel is one of the "Fat Cat Businessman" villains (those that don't immediately assume that he's a Nazi spy, of course). Von Übel has managed to avoid detection as a vampire for over 130 years so far

-- his reputation is as an eccentric recluse. The PCs will certainly be surprised when the truth is revealed!

Von Übel is served by a group of lesser vampires that he has created. He recognized their use early on, and sends them on errands to procure him victims for feeding, or to do violence against his business opponents (He knows that the chances of them being traced back to him is negligible, as they turn to dust when destroyed!)



Example statistics for one of his minions:

Vampire Strong Ordinary 2: CR 4; Medium-size Undead; HD 2d12; HP 13; Mas 0; Init +8; Spd 30 ft; Defense 22, touch 16, flatfooted 18 (+0 size, +4 Dex, +2 class, +6 natural); BAB +2; Grap +7; Atk +7 melee, or +6 ranged; FS 5 ft by 5 ft; Reach 5 ft; SQ *blood drain, create spawn, domination* (DC 10 + 1/2 HD + cha mod), *energy drain, alternate form, children of the night, damage reduction 15/+1, fast healing 5, gaseous form, cold and electricity resistance 20, spider climb, +4 turn resistance, darkvision 60 ft., weaknesses*; AL Von Übel; SV Fort +2, Ref +6, Will +1; AP 2; Rep +0; Str 21, Dex 18, Con 0, Int 14, Wis 12, Cha 12.

Occupation: Blue Collar (Climb, Drive, Intimidate)

Skills: Bluff +9, Climb +8, Drive +6, Hide +12, Intimidate +2, Jump +7, Knowledge (Current Events) +3, Knowledge (Streetwise) +5, Knowledge (Tactics) +3, Listen +12, Move Silently +12, Profession +5, Repair +4, Search +11, Sense Motive +9, Spot +11, Survival +2, Swim +6

Feats: Alertness, Brawl, Combat Reflexes, Dodge, Improved Initiative, Lightning Reflexes, Personal Firearms Proficiency, Simple Weapons Proficiency

Wealth: +5

ADVENTURE HOOKS:

- Von Übel, as a prominent businessman of German descent, has come to the attention of the Nazis, who wish to bend him to their will and use his business as a Fifth Column operation within the United States. When he rebuffed their efforts, they decided to use stronger tactics.

The Player Characters are drawn into events when sabotage attacks occur at several International Holdings businesses. The PCs will unveil the Nazi plot, but will also begin to discover that the agents that they are uncovering are soon turning up dead, or disappearing under mysterious circumstances. The PCs will be caught between the Vampire and the Reich as the two sides battle each other!

- As a twist on the above, perhaps Von Übel has instead come to the attention of the United States Government...a wealthy German industrialist, with a reputation as a recluse? Sounds like a job for G-Men to investigate. Players expecting to uncover a dastardly Nazi plot instead have to contend with Evil from Beyond the Grave!

- The Player Characters become involved in a murder mystery -- terror has struck a construction site, as several workers have been killed. Each has apparently fallen to his death from the girders of the skyscraper while staying late...but there are oddities surrounding the events. First, each of the men killed was a vocal proponent of unionizing to negotiate better wages from their employers, International Holdings, Inc. Second, despite the trauma of falling from such great heights, there has been no blood found at the scene.

CREATING CULTS

What follows is a generalized cult creation system so Gamemasters can create cults unique to their own games.

It does this by outlining an adjective based system, in which the creator assigns a number of descriptors to a cult. Each descriptor provides a useable block of narrative information, a bonus to the organization's attributes, questions for further group development, and presentation suggestions.

CREATING CULTS: SUMMARY

Pulp fiction presents cults as organizations motivated by a fanaticism. The cult members may pretend to be normal men in public; some even hold high offices. In private, though, their activities shock and horrify even the most jaded of men. Once exposed, the cult gathers its members to protect its inner secrets rather than fade into the background. After all, the heroes must die so they cannot spread their knowledge to others.

Thrilling Tales expands upon the Open Content organization rules presented in Mongoose Publishing's *OGL Horror* (which we also include in this section) by assigning the cults a set number of descriptors. Each descriptor provides bonuses and/or a penalty to specific organizational abilities, feats, or skills as described in the *OGL Horror* rules. These descriptors also affect how the organization reacts in a narrative sense, giving the Game Master some guidance in the creation of consistent villainy.

The creation process goes though the following steps:

- 1) Decide you wish to create a cult,

- 2) Determine whether the cult is of ancient or modern origin,
- 3) Determine the cult's narrative weight and appropriate number of descriptors,
- 4) Assign the descriptors and record their modifiers,
- 5) Record the quick descriptions, and then
- 6) Decide if the quick description provides enough information or go into the detailed creation questions.
- 7) Use the included Organization Rules to create the cult's statistics.

CULT, OR NOT TO CULT?

The first decision, whether or not to make an organization a cult, is less obvious than it seems. The pulps certainly contained stories about a



vast number of cults. Pulp heroes also went head-to-head with anarchists, fascists, socialists, communists, slave traders, psychotics, and just about every form of degenerate humanity the authors could imagine. Many of these antagonists did not work together or share the elements required of a cult.

By definition a cult is a group of people who share religious or spiritual beliefs. Political organizations, business collations, and lone madmen do not qualify. Groups organized around a practical purpose (e.g. overthrowing a government or preserving the status quo) do not qualify. Groups designed to protect a specific place, defend a blood line, or destroy the world might or might not qualify, depending on the circumstances.

Additionally, cults in the pulps demonstrate fanatical devotion to their cause. Cult members rarely turn against their beliefs. The cult leaders command instant respect and unwavering obedience. Captured cult members would rather die than reveal their secrets; many come pre-programmed with suicide directives implanted in their minds though the cult's indoctrination procedures.

The religious or spiritual aspect must also come into play. Cults in the pulps almost always worship forgotten gods, people pretending to be forgotten gods, or strange creatures from other worlds. All will claim ancient lineage, though many originate in the world's immediate past.

Answer the questions below if you have any doubts as to whether the organization functions as a cult:

- 1) Does the organization have a religious or spiritual doctrine?
- 2) Does the organization ostensibly exist to promote its doctrine?
- 3) Does the organization demand and receive fanatical loyalty?
- 4) Does the organization claim an ancient tradition?

If you answer yes to one or two questions the

organization is most likely not a cult. If you answered yes to three or more questions the organization displays enough cult-like attributes to continue.

CULT ORIGIN: ANCIENT OR MODERN?

Assuming the organization passes the above test for cult-like attributes, the Game Master needs to decide whether it is of ancient or modern origin. This choice affects what descriptors you will commonly select and the cult's role in the game world.

Ancient Cults

Ancient cults appear most often in games with fantasy or horror elements. They can trace their descent over hundreds, if not thousands, of years. This lineage may break from time to time but the overall sense of continuity remains intact. More importantly, the cult retains access to resources and secrets emanating from the depths of time. Many have knowledge of things man was not meant to know and honestly cannot understand without going insane.

Pulp ancient cults typically embody an emotion or primitive concept. They come creeping out of the shadowy past in an attempt to drag the bright present back into the darkness of superstition and doubt. Ancient cults with a relatively modern face or modern objectives still have this seamy underside. In order to simulate this embodying function, all ancient cults must select at least one emotional descriptor.

In the era of the pulps, authors and readers rarely distrusted progress, corporations, and all the trappings of modern civilization. The horrible excesses of World War I sullied the mix, but people generally placed the blame for it on "old ways of thinking". A cult trying to exert its power in the modern world represents a horror, an aberration all right-thinking men will do anything to stop.

Modern Cults

Modern cults appear most often in games with

mystery or and science-fiction elements. They are, almost universally, scams run by various charismatic figures. The leader cloaks his true intentions behind a façade of occult or religious mumbo-jumbo. Some of this façade comes from ancient texts and forbidden knowledge; most the conmen make up on the spot so they can fool the rubes.

Pulp modern cults typically have some kind of practical purpose hidden under the religious façade. The cult members usually know nothing of this purpose. The leader and his trusted lieutenants will definitely know it, though they do not share it with outsiders.

In order to simulate this practical function all modern cults must select on methods descriptor.

In the era of the pulps, authors and readers fully expected charismatic conmen to overwhelm the “unwashed masses”. Racism and classism ran rampant though the era’s business, politics, and fiction. When incorporating a modern cult into a game, play up these aspects without directly stepping on our modern outrage at these attitudes. Fill the cult’s rank and file with illiterate, uneducated men and women who unquestioningly obey their betters. The upper-crust should contain individuals of wealth and distinction, preferably with good educations, who can banter with the characters while ordering their minions into the breach.

Mixed Cults

The ancient and modern cult descriptions deal with the simplest and most obvious variations on the cult theme. You can mix and nest the two concepts almost infinitely, creating for example:

- 1) A cult of modern lineage that accidentally taps into an ancient cult’s knowledge,
- 2) A cult of ancient lineage that has a religious duty to create the modern age, or
- 3) A cult of modern lineage with a modern leader whose followers secretly adhere to an ancient cult from a forgotten past.

NARRATIVE WEIGHT AND NUMBER OF DESCRIPTORS

All cults, whether ancient or modern, have a number of descriptors. This number can be based off of one of two things: the organizations size or its importance to the game’s narrative (its narrative weight). The size measurement allows the Gamemaster to comfortably build organizations from the small to the massive and fits in with the game mechanics used by the organization rules. The narrative weight measurement requires a trickier balancing act, and assumes the game world unfolds as the characters interact with it.

When using the organization’s size to determine the number of organization descriptors consult the following table:

Table 2-1: Maximum Number of Descriptors by Size	
Size	Number of Descriptors
Local Organization	1
Local Government Section	3
State Level Organization	5
National or Multi-national Organization	7

When using narrative weight, the Gamemaster must decide how important the organization is to the game. An organization the characters rarely interact with and that has very limited impact on their activities has correspondingly little narrative weight even if it boasts a hundred thousand members. Conversely a very small organization playing a dominant role in the story may have five or more descriptors even though barely a dozen men claim membership.

The chart below provides the recommended number of descriptors based on the organizations narrative weight:



Table 2-2: Maximum Number of Descriptors by Narrative Weight

Size	Number of Descriptors
Minor role or one-shot appearance	1
Occasional opponent (appears once every four to six sessions)	3
Important opponent (appears every two or three sessions)	5
Primary antagonist (drives the plot)	7

An organizations narrative weight may change over time as the game evolves. As an organization's weight increases, increase the number of descriptors. As it decreases, suspend any bonuses and penalties from descriptors in excess of the maximum allowed number.

THE DESCRIPTORS

The descriptors mentioned in the previous sections provide the Gamemaster with information about the cult in an easy to reference format. Each descriptor provides a flavorful hook, a brief description, a bonus and/or penalty to the organization, and questions for further development.

Descriptors are organized into the following groups: *emotion*, *method*, *origin*, and *structure*. Emotion descriptors indicate the cult instills specific emotional states in its members. Method descriptors suggest the groups "signature" method

of operation and can be easily combined. Origin descriptors provide bonuses and penalties to the organization based on its lineage and association with specific traditions. Structure descriptors point out an important aspect of the group's hierarchy or organizational methods.

DESCRIPTORS VS DESCRIPTION

The descriptors highlight the things important to the organization; anything not directly under their influence can be however the Gamemaster wishes it to be. For example, the GM may describe a local modern cult with the "Wealth" method (1 total descriptor) as having a "cell structure" without necessarily giving it the descriptor bonus for "Cell".

Table 2-3: Descriptors by Category

Descriptor	Effect
Emotion	
Desperate	+2 to Occult checks
Envious	+2 to Response checks
Greedy	+2 to Resources checks
Lustful	+2 to Influence checks
Prideful	+2 to Occult checks
Wrathful	+2 to Force checks
Method	
Corrupt	Organization operatives' add its Resources modifier bonus to their Diplomacy skill checks (bribery)
Deceptive	Organization operatives' add its Response modifier bonus to their Forgery skill checks
Fearsome	Organization operatives' add its Influence modifier bonus to their Gather Information skill checks
	Organization operatives' add its Information modifier bonus to their Sense Motive skill checks
Murderous	Organization operatives' add its Force modifier bonus to their Intimidate skill checks
Origin	
African	Organization reduces time of Intimidate and Repair by 1/2
Ancient	Organization reduces time of Decipher Script and Research by 1/2
Arabic	Organization reduces time of Knowledge (Theology) and Research by 1/2
Celtic	Organization reduces time of Disguise and Treat Injury by 1/2
Eastern	Organization reduces time of Diplomacy checks by 1/2
Egyptian	Organization reduces time of Knowledge (Art) and Decipher Script by 1/2
European	Organization reduces time of Knowledge (Popular Culture, Tactics) by 1/2
Indian	Organization reduces time of Knowledge (Behavioral Sciences) and Search by 1/2
Greco-Roman	Organization reduces time of Knowledge (History, Physical Sciences) by 1/2
Structure	
Cell	Organization never appears to have more than 1/10 th its actual size
Centered	Organization cannot hide its size. It heals damage at twice the normal rate
Circuit	Organization may take 10 on Response checks but suffers a penalty equal to its Response modifier on all Force checks
Monolithic	Organization may take 10 on Force checks but suffers a penalty equal to its Force modifier on all Response checks
Scattered	Organization cannot take 10 or 20 on a skill check. It gains DR equal to its highest attribute modifier against attacks by other organizations

EMOTION DESCRIPTORS

On the surface, the emotion descriptors describe a particular tenor of emotional frenzy the cult incites in its followers. Everyone involved with the cult, from the highest echelons of leadership to the lowliest thugs, displays this emotion in varying degrees of sophistication. Heavy-knuckled bruisers

express their feelings with their fists while the cultured elites engage in lofty discourses about obtuse philosophical principles.

On a philosophical and narrative level a cult's emotion descriptors describe its primary psychological function. The cult both inspires its members to the emotion and embodies that

emotion's power in the fictional world. For example a cult of wrath both inspires great rage in its minions and functions as an external representation of the characters' wrath in the world.

This later point is particular important in pulp games. Pulp heroes have a lot of problems, both personal and professional, but rarely lose control of their masks. An opposed cult with an emotional element can act, in a narrative sense, as the heroes' dark alter ego, doing all of the things he wants to do but is too civilized to admit to.

The emotional descriptors include desperate, envious, greedy, lustful, prideful, and wrathful.

DESPERATE

The cult's founder revealed to them one of the world's great truths. They know nothing matters and the world will continue as it has for ages until it finally drowns in its own accumulated filth. All human creatures dance out their lives on the end of unseen strings, taking whatever pleasure they can before they lay down to rot in the earth.

Quick Description

The cult revels in its lack of hope.

Effect

The cult receives a +2 bonus to its Occult attribute checks.

Questions for Detailed Description

The following questions help flesh out the cult's despair.

1. Does the cult believe the world will continue in its present state or find freedom from its misery?
2. How do the cult members express their despair?
3. How does the cult inculcate despair into its members?
4. Does the cult look to a single event or source as the "cause" of life's meaninglessness?

ENVIOUS

The cult's founder showed them the world is not fair. This does not come as news to anyone, but he also taught them they deserved all of the things denied them by the world's unfairness. Cosmic forces, random chance, or the will of the gods denied them their rightful place. The cult members must rise up and reclaim whatever was wrongfully taken from them.

Quick Description

The cult knows someone denied them their rightful place.

Effect

The cult receives a +2 bonus to its Response checks.

Questions for Detailed Description:

The following questions help flesh out the cult's envy.

1. Does the cult believe it can ever achieve its goals?
2. What exactly does the cult feel entitlement towards?
3. How do the cult's members manifest this envy in their ordinary lives?
4. How does the cult inculcate envy into its members?
5. What happens when the cult finally gains something it envies?

GREEDY

The cult's founder revealed to them the foolishness of seeking out spiritual pleasures. Only the things of this world, wealth and gold and jewels, can bring pleasure. Only the wealthy can know peace because only they can afford to live well. Wealth, and its trappings, is a sign of divine favor and enlightenment.

Quick Description

The cult desires wealth and power.

Effect

The cult receives a +2 bonus to Resources checks.

Questions for Detailed Description

The following questions help flesh out the cult's greed.

1. What specifically does the cult desire?
2. What is the cult's favorite form of wealth?
3. Which cult members control access to the cult's wealth?
4. How does the cult inculcate greed into its members?
5. How does the cult's greed manifest in the cult members' lives?

LUSTFUL

The cult's founder taught his followers to revel in the flesh. He showed them that the path to spiritual bliss lies first through then beyond pleasure and pain. Staid society created its moral limits to prevent ordinary people from ascending past their limits.

Quick Description

The cult revels in the body's pleasures.

Effect

The cult receives a +2 bonus to Influence checks.

Questions for Detailed Description

The following questions help flesh out the cult's lust.

1. What forms of debauchery does the cult encourage?
2. What forms of debauchery does the cult

prohibit?

3. How does the cult inculcate lust in its members?
4. Does the cult allow outsiders to participate in some of its activities? If so, which ones?

PRIDEFUL

The cult's founder told his followers a flattering truth. He claimed they numbered among the chosen, the divine children selected for salvation from among the corrupted masses. Their divine superiority granted them license to do as they will. Everything else, from the plants to the people, exists only to serve the chosen.

Quick Description

The cult rests secure in the knowledge of its own salvation.

Effect

The cult receives a +2 bonus to its Occult checks.

Questions for Detailed Description

The following questions help flesh out the cult's pride.

1. What central event provides the cult with its sense of superiority?
2. Does the cult believe this superiority will manifest as material or spiritual wealth?
3. How does the cult instill its pride in the members?
4. What happens when the cult encounters a group with equal pride?

WRATHFUL

The cult's founder taught his followers to unleash the fury in their souls. They can answer every slight, every insult, and every denigration with absolute violence and overwhelming anger. By giving into their basest desires they transcend human limitations, becoming like onto gods.

Quick Description

The cult's anger and vengeance spill beyond all civilized bounds.

Effect

The cult receives a +2 bonus to Force checks.

Questions for Detailed Description

The following questions help flesh out the cult's wrath.

1. What targets dominate the cult's wrath?
2. Why does the cult feel such fury towards those targets?
3. How does the cult inculcate fury into its members?
4. How do the cult members manifest this fury in their daily lives?

METHOD DESCRIPTORS

On the surface the method descriptors describe the cult's preferred technique for eliminating problems. They deploy these techniques to achieve their nefarious ends, running roughshod over whoever dares stand in their way. The slightly more cultured approach taken by the cult's leaders simply acts as a velvet glove over the method's steel fist.

On a narrative level the method descriptor shows what happens when a good thing goes too far. Heroes in the pulps bribe, deceive, bully, lie, and fight but they do so with respect for the norms of their times. Cults display no such respect. They do what they want, go as far as they want, and in so doing become villains.

The method descriptors include corrupt, deceptive, fearsome, manipulative, and murderous.

CORRUPT

The cult knows everyone feels desires they cannot admit to. Everyone wants things they should not have. They exploit this truth, offering up whatever the individual desires if he will give in to their will.

Quick Description

The cult encourages giving in to temptation in order to get its way.

Effect

A cult member may add the cult's Resources modifier (if positive) to their Diplomacy skill checks when attempting to bribe a target. This bonus only applies if the member acts under his cult's orders.

Questions for Detailed Description

The following questions help flesh out the cult's approach to corruption.

1. Does the cult prefer monetary, moral, or fleshy corruption?
2. What corruptive methods does the cult forbid its members to use?
3. Does the cult permit the cult members to use corruptive techniques in their daily lives?
4. Does the cult use corruption to control its own members?

DECEPTIVE

The cult knows men rarely see past the surface of events. They therefore mastered the use of misdirection and confusion, distracting their potential foes from the reality of their actions.

Quick Description:

The cult's activities are always hidden under multiple layers of misdirection.

Effect

A cult member may add the cult's Response modifier (if positive) to their Forgery skill checks when preparing false clues. This bonus only applies if the member acts under his cult's orders.

Questions for Detailed Description

The following questions help flesh out the cult's approach to misdirection.

1. How many layers of deception does the cult usually lay between its activities and the outside world?
2. How many layers of deception exist between the cult leaders and the cult members?
3. How does the cult react when a layer of deception is revealed?
4. When does the cult tell the truth?

FEARSOME

The cult studied the fear lurking in every man's heart. They know how to call it forth, how to bend it to their will, and how to use it as a harrying lash on the back of any who dare to oppose them.

Quick Description

The cult knows how to make cowards of the bravest men.

Effect

A cult member adds the cult's Influence modifier (if positive) to his Gather Information skill checks when acting on the cult's orders.

Questions for Detailed Description

The following questions help flesh out the cult's fearsome methods.

1. What signature method does the cult use to strike fear into men's hearts?
2. Does the cult use fear to control its own members?
3. Why do people fear the cult's influence?
4. Can the cult act openly to cause fear or must it act in secret?

MANIPULATIVE

The cult knows the flattering lies men prefer to cloak their actions in. They know the use a whispered word to make a man turn his back on his brother and the trick to inciting hatred between friends. Let others dance at the end of the world's

puppet-strings; they have seized a few of the threads for their own use.

Quick Description

The cult's mastery of sweet words lets them control other's actions.

Effect

A cult member adds the cult's Information modifier (if positive) to his Sense Motive skill checks when he targets an opponent selected for him by his cult's leadership.

Questions for Detailed Description

The following questions help flesh out the cult's use of manipulation.

1. How does the cult search for ways to control its targets?
2. What is the cult's favorite lie?
3. How does the cult respond when others discover its actions?
4. What does the cult do when it faces a particularly tough target?

MURDEROUS

The cult exploits the paralyzing terror gripping men's hearts when they face death. They also realize personal death holds no fear for some people. Even the most fearless opponent, though, must store his heart somewhere. When faced with such a foe the cult will mercilessly hunt for something whose loss he does fear. This search leaves behind a trail of bodies wide enough for even the most bumbling detective to follow.

Quick Description

The cult murders those who oppose it.

Effect

A cult member may add the cult's Force modifier (if positive) to his Intimidate skill checks when he openly acts in the cult's name.

Questions for Detailed Description

The following questions help flesh out the cult's murderous methods.

1. What is the cult's signature killing method?

2. Does the cult allow the members to select their targets?
3. How does the cult deal with law enforcement?
4. Does the cult prefer to directly target its opposition or slaughter the target's loved ones before going in for the kill?

ORIGIN DESCRIPTORS

On the surface the origin descriptors describe the cult's point of origin or at least the origin it claims for itself. The cult's litany, physical trappings, insignia, ranks, and rituals all reflect this claimed genesis. Each origin

carries with it a long and distinguished history, as well as iconography and mythology already present in the characters' minds.

Practically whether a cult really originates from its described culture depends on whether it numbers among the ancient or the modern cults. Ancient cults almost always stem from a secret tradition passed down through some occult transmission to the present day. Modern cults adopt the trappings of an ancient culture to hide their true intentions. In both cases the rank and file believes the cult to be a secret transmission; only the upper echelons really know the truth.

This knowledge dichotomy creates an interesting weakness in modern cults



claiming an origin descriptor. If the characters can somehow expose the truth about the cult they can, at the GM's option, inflict direct organization damage to the cult. This damage equals 1d6 HP per point of the party's total Charisma modifiers.

The origin descriptors include African, Ancient, Arabic, Celtic, Eastern, Egyptian, European, or Greco-Roman.

AFRICAN

The cradle of human life and the birthplace of human civilization spawned cults of many types. These cults worship pagan gods of animal aspect. They also hold secrets passed down from the ancient past, secrets of building and making forgotten long before the men of Europe painted the first cave walls.

African cults make extensive use of body-painting, drums, ritual diagrams, and spears. They call upon gods with African names who demand offerings of tobacco, grain, and blood.

Quick Description

The cult's rites clearly show their origin in darkest Africa.

Effect

The cult's approach and worship allows it to reduce the time it takes to reduce the time of organizational Intimidate and Repair skill checks by one-half.

Questions for Detailed Description

The follow questions help flesh out the cult's ethnic origin.

1. What part of Africa did the cult's founders originate from?
2. Does the cult conform to "standard" voodoo practices?
3. Does the cult favor human or animal sacrifices?
4. Does the cult meet in daylight or at night?

ANCIENT

In the ancient days of humankind's ascension above the animals, he believed many things. Some of these ancient beliefs persist into the modern world. Others, fortunately, vanished when the good news came to Europe. The cult's persistence and worship of things man was not meant to know continues, though, and all right thinking people would certainly rise up to destroy it if they could.

Ancient cults make extensive use of flutes, strange eldritch chants, alien looking head-dresses, and exotic robes. They generally worship creatures with outlandish names and perform rituals "unthinkable to common men."

Quick Description

The cult protects ancient secrets man was not meant to know.

Effect

The cult's moldering libraries and ancient pedigree allows them to reduce the time for organizational Decipher Script and Research skill checks by one-half.

Questions for Detailed Description

The follow questions help flesh out the cult's ethnic origin.

1. Describe the secret man was not meant to know in twelve words or less.
2. How does the cult preserve its forbidden knowledge?
3. What ancient culture derived from the cult's founders' inability to keep the secret?
4. How does the cult prevent others from discovering their secret?

ARABIC

The economic, political, and scientific secrets of Arabia did not die when the Ottoman Empire collapsed. Indeed, Arabic cults persist into the modern world, fostering the Muslim cause. These secretive organizations hold vast libraries drawing on the best of eastern and western scholarship.

Arabic cults follow the monotheistic rules of Islam.

They generally exist either to promulgate a specific political agenda or to protect a profound scientific insight.

Quick Description

The poetic beauty of Arabic culture informs the cult's rituals.

Effect

The organization is heir to the accumulated wisdom handed down from Classical culture. This knowledge allows them to reduce the time for organizational Knowledge (Theology) and Research skill checks by one-half.

Questions for Detailed Description

The follow questions help flesh out the cult's ethnic origin.

1. Does the cult allow non-Muslims to join?
2. When does the cult meet?
3. Does the cult maintain Muslim holidays?
4. What rules of Islam does the cult allow its members to break?

CELTIC

The cult inherited the druid's wisdom and power. This unbroken occult tradition stretches from the present day into the dim and misty past, in which mortal men worshiped a Goddess with four faces. It also incorporates the Kabbalah, Roman mythology, and a fair dose of Victorian anthropology.

Celtic cults take their trappings from Irish and Welsh culture. They make offerings of blood and grain to gods and goddesses who represent aspects of an all-encompassing Deity of indeterminate sex. Most also seek a restoration of their priesthood's place in the social hierarchy.

Quick Description

The cult traces its roots back to the ancient druids.

Effect

The cult's history of deception and healing allow it to reduce the time required for organizational Disguise and Treat Injury skill checks by one-half.

Questions for Detailed Description

The follow questions help flesh out the cult's ethnic origin.

1. Do the cult leaders claim druidic titles?
2. Does the cult practice human sacrifice? If so, does it limit its sacrifices to criminals or will it take anyone?
3. Does the cult still use the Ogham script?
4. Does the cult wish to restore the druid's power over civil society?

EASTERN

From a distance the differences between Japanese, Korean, and Chinese beliefs tends to blend together. In the pulps, this blending produces "Eastern" cults which share the same features regardless of their point of origin. All Eastern cults practice a hodgepodge of ancestor worship, alchemy, and mystical practices aimed at some vague goal titled "enlightenment."

Eastern cults take their trappings from Chinese and Japanese culture. Low tables, lush fabrics, and elaborately embroidered robes all help to set the mood.

Quick Description

The cult's origins in the Far East lend it an exotic air.

Effect

The organization has extensive practice in manipulating others. It reduces the time required for organizational Diplomacy skill checks by one-half.

Questions for Detailed Description

The follow questions help flesh out the cult's ethnic origin.

1. What country does the cult original come from?
2. Does the cult believe in the superiority of Eastern culture?
3. Does the cult engage in alchemical or mystical practices?
4. Does the cult use opium or other drugs to control its members?

EGYPTIAN

In ancient Egypt men and women worshiped strange gods by offering up mountains of gold. They built great tombs and monuments which to this day remain some of the world's greatest wonders. The cults descended from these great people maintain their traditions, and their occult secrets, into the modern world.

Egyptian cults generally favor architecture and costumes appropriate to a British view of ancient Egypt. They wear gold masks and headdresses, perform rituals to hundreds of different gods, and try to steal mummies in order to reanimate them.

Quick Description

Rites handed down from the ancient Egyptians bind the cult to its holy purpose.

Effect

The organization possesses extensive archives and secrets of artistic expression. It reduces the time required for organizational Knowledge (Art) and Decipher Script skill checks by one-half.

Questions for Detailed Description

The follow questions help flesh out the cult's ethnic origin.

1. Which of the Egyptian gods does the cult serve?
2. Does the cult use hieroglyphs for written communication?
3. Does the cult intend to restore Egypt's glory or does it have another plan in mind?
4. What secret about Egyptian history does the cult guard?

EUROPEAN

Occult and scientific knowledge flowered during the Renaissance. Eventually science proved the superior of the two. However, some occult revelations survived in the guise of secret societies and cults. These cults protect their secrets with fanatical zeal.

European cults enjoy the trappings of the Renaissance. They dress in fancy costumes and

hold masked balls where cult members mingle with the highest levels of society. Their rituals draw strongly from European scholarly magic and involve magical circles, amulets, and other objects of power.

Quick Description

The cult came into being as a result of the Enlightenment. They hide the true secrets discovered during that hectic time until the common man can finally understand them.

Effect

The organization constantly monitors modern advances. This knowledge allows it to reduce the time required for organizational Knowledge (Popular Culture) and Knowledge (Tactics) skill checks by one-half.

Questions for Detailed Description

The follow questions help flesh out the cult's ethnic origin.

1. What is the cult's country of origin?
2. Does the cult engage in mystical practices or does it fancy itself scientific?
3. What is the cult's ultimate goal for humanity?
4. What one thing would the cult change about the modern world?

INDIAN

Cults originating in the great Indian subcontinent can worship a seemingly infinite pantheon of gods or goddesses. They sometimes even engage in this worship despite seemingly obvious theological clashes. For example, Muslims might worship a goddess without for a moment considering the implications to their Islamic faith.

Indian cults worship before massive statues of multi-faced, multi-armed deities. They engage in decadent behaviors no right-thinking man would condone in public. Most use architecture and details from their home country to create a cult space where members feel like they are back in the old country regardless of their actual geographic location.

Quick Description

The cult springs up from the fertile ground of India's religious cacophony.

Effect

The organization's experience and deep appreciation of the human condition allows it to reduce the time or organizational Knowledge (Behavioral Sciences) and Search skill checks by one-half.

Questions for Detailed Description

The follow questions help flesh out the cult's ethnic origin.

1. Which god or goddess does the cult worship?
2. Is the cult considered a respectable form of worship in India?
3. Does the cult allow its members to hold other religious beliefs?
4. Does the cult allow non-Indians to join?

GRECO-ROMAN

The Greeks and the Romans created the basis of European civilization. Their laws and philosophy profoundly influence everything from real estate transactions to codes of professional conduct. Cults claiming descent from this ancient tradition worship the old gods. They also engage in the perversions so beloved by both cultures.

Greco-Roman cults sport the trappings of Greek and Roman culture. They wear togas at their rites, speak in Latin or Greek, and worship gods like Zeus or Saturn. Most favor large marble halls for their meeting places. Many keep slaves despite the practice's dubious legality.

Quick Description

The cult traces its lineage back to the golden ages of Classical thought.

Effect

The cult's long history and profound understanding of Classical science allows it to reduce the time of organizational Knowledge (History) and Knowledge (Physical Sciences) skill checks by one-half.

Questions for Detailed Description

The follow questions help flesh out the cult's ethnic origin.

1. Does the cult follow Greek or Roman fashions?
2. Would the cult describe itself as a mystery religion or a philosophical school?
3. Do the cult members communicate among themselves in Latin or Greek?
4. Does the cult enjoy the excesses of Greek and Roman life more than the intellectual stimulation of its philosophy?

STRUCTURE DESCRIPTORS

The structure descriptors serve the straight-forward purpose of describing the cult's internal hierarchy. This hierarchy protects the upper echelons from distraction and interference while allowing them to pass orders to the seething masses below them. They expect, and receive, absolute obedience. At least, they receive absolute obedience until the heroes somehow foil their dastardly plan.

The structure descriptors include cell, centered, circuit, monolithic, and scattered.

CELL

A cult with a cell structure organizes itself into small autonomous groups. Cell members do not know anyone in the cult beyond their immediate circle. Cell leaders might know one other leader but will usually receive their instructions through a blind drop or other anonymous communication method.

Quick Description

The cult possesses a highly decentralized structure in which each leader only knows one other leader.

Effect

The organization's decentralized structure allows it to hide. No matter how much investigation it suffers it never appears more than one-tenth its actual size.

Questions for Detailed Description

The following questions help flesh out the cult's internal structure.

1. How does the cult recruit new cell members?
2. What blind methods does the cult use to pass information from cell to cell?
3. Do the cell leaders have any way to contact a central cultic authority?
4. How does the cult insure orthodoxy among cell members?

CENTERED

A centered cult maintains strong internal leadership and relatively strict hierarchies. Power is distributed throughout the organization, with local leaders making decisions for their own groups without seeking permission from above. The organization responds quickly to damage but is easily monitored.

Quick Description

The other cult members obey the leadership without question or hesitation but local leaders remain some control.

Effect

The cult's centralized command structure makes it impossible for it to hide its size, though it can use organization skills to foil investigations. However, its efficient approach to management also allows it to heal organizational damage at twice the normal rate.

Questions for Detailed Description

The following questions help flesh out the cult's internal structure.

1. Where is the cult's central headquarters located?
2. How much autonomy do the local leaders possess?
3. Why does the cult rely on centralized authority?
4. How does the cult deal with heretics?

CIRCUIT

The cult's leaders make regular trips to the local chapters. The chapters themselves do not have a formal local leader; instead they must wait for the leader to arrive before taking action. Most chapters develop an informal leader of some sort who can take care of small problems without waiting for approval.

Quick Description

The cult's leaders move from chapter to chapter, spreading hope and good news as they go.

Effect

The cult's hands-on approach to leadership makes it highly responsive but somewhat lacking in the direct application of power. The cult may take 10 on Response checks but suffers a penalty equal to its Response modifier on all Force checks

Questions for Detailed Description

The following questions help flesh out the cult's internal structure.

1. How do the leaders travel when moving from chapter to chapter?
2. How many times a year does a chapter encounter a leader?
3. How long does the leader stay with the chapter?
4. How many chapters does a leader visit each year?

MONOLITHIC

The cult's leader clutches the reins of power in his tight fists. No one in the organization may take action without direct orders from the leader himself. Some particularly aggressive subordinates may act without instruction under the belief it is easier to ask for forgiveness than permission.

Quick Description

The cult focuses all of its resources and power into a single man.

Effect

The cult's focused leadership approach allows it to concentrate power but slows down its responses.

The cult may take 10 on Force checks but suffers a penalty equal to its Force modifier on all Response checks

Questions for Detailed Description

The following questions help flesh out the cult's internal structure.

1. Does the cult believe its grand leader to be of divine origin or appointment?
2. What does the cult do when someone oversteps their bounds?
3. Does the cult leader have the power of life and death over his followers?
4. Does this monolithic structure conflict with the cult's philosophy and avowed beliefs?

SCATTERED

A scattered cult is linked together by chains of tradition rather than organization. Its chapters and members may exist anywhere. Many do not even know about the others or have only the dimmest awareness of their involvement with a larger organization. At the same time, they will help one another when they can, even going so far as to lay down their lives for complete strangers.

Quick Description

The cult has a decentralized structure but the leaders know each other fairly well.

Effect

The cult's highly disorganized approach makes it difficult to coordinate resources. It cannot take 10 or 20 on a skill check. However, it gains DR equal to its highest attribute modifier against attacks by other organizations

Questions for Detailed Description

The following questions help flesh out the cult's internal structure.

1. How did the cult become so scattered?
2. Do members of different cult chapters recognize one another as brothers in the same organization?
3. How much control does each chapter leader have over his minions?
4. How do the chapter leaders interact with one another?

QUICK OR DETAILED CULT CREATION

A cult with a full set of descriptors has enough information listed in the "Quick Descriptions" to act as a plot element. By using the pre-built characters in the back of this book the GM can be up and running with a cult in a matter of a half-hour or less.

However, many GMs will want even more detail about their cults. For these GMs the "Questions for Detailed Descriptions" sections provide a starting point for further work. Using these questions he can produce almost endless details to satisfy his players' or his own curiosity.

In order to use the questions first amass the lists from all of the cult's descriptors into a single list. Then sort the questions into related groups, jotting down notes and potential answers while doing so. There is no "right" or "wrong" way to sort the questions. Each Game Master will see different connections between them. Those connections, and how they influence the answers to other questions, add depth and texture to the cult.

The questions provide a guide to laying out the cult's membership requirements, environs, and the kinds of encounters characters will have with it. As with the sorting, there is no right or wrong answers, just varying degrees of detail and imagination applied to the cult's background.

All that remains is to create the cult using the Organization Rules which follow.

ORGANIZATION RULES

Organizations are described much like other Game Master characters, with ability scores, skills, and feats.

ABILITY SCORES

Like a character, an organization is defined by six ability scores and has skills, feats, and hit points. These function in a similar way to those of any character. An organization reduced to 0 hit points is destroyed, while an organization with an ability score of 15 has a +2 bonus.

The six ability scores are:

Force (For): Analogous to Strength, Force measures how powerful an organization is in terms of military might. An organization with a low Force might be able to hire thugs to beat someone up, while an organization with a High Force might have summoned demons, assassins, or even a private army. Force modifies how help and protection the characters get from the organization or how the organization will oppose them.

Response (Resp): Analogous to Dexterity. The higher an organization's Response score, the faster and more agile it is. If the characters are working for a group with a low Response, it might take weeks or months before they get help. A group with a high Response might be constantly monitoring the characters' actions, ready to step in at a moment's notice.

Resources (Reso): Analogous to Constitution, Resources measures the financial strength and backing of the organization. A group with high Resources might be extremely wealthy or have huge stockpiles of equipment or treasure. Resources modifies how big a Wealth bonus characters get from being part of the organization. It also adds to the organization's hit points, as the higher the Resources the more resilient it is.

Information (Info): The equivalent of Intelligence, this measures how much scientific knowledge and research ability the organization

has. A group with low Information lacks laboratories and researchers; a group with high Information has vast archives. Information modifies the amount of research and background data the characters can get from the organization, as well as how many skill points the organization has.

Occult (Occ): Analogous to Wisdom, Occult measures how much magical or mystical power and knowledge the organization has. A low Occult score indicates very little stored information on the occult and only a minor occultist on its payroll. An organization with a high Occult has an extensive magical library and a whole staff of occultists on its payroll.

Influence (Infl): The equivalent of Charisma, Influence measures how much pull the organization has. An organization with high Influence can deal with governments and national groups. An organization with a low Influence might have trouble altering the opinion of its neighbors. Influence modifies a character's Reputation.

Organizations do not roll for ability scores; instead the Game Master assigns the scores. Alternatively, let the players build their own organization by buying ability scores from a points budget.

A minor, local organization might have 20-40 points to spend on ability scores. A fringe cult or section of a large government group like a police precinct might have 50-80 points. A major national organization or worldwide organization might have 100 or more points.

Unlike characters, organizations buy ability scores using points on a one-to-one basis.

APPLYING ABILITY SCORES

Force: Roll Force whenever a question of sheer manpower comes up for an organization. Force also determines how much damage an organization can do.

Response: Response determines how aware the organization is of the characters' actions. It also serves as a form of Initiative—an organization with high Response will respond quicker to a character's requests.

Resources: Each character may add the Resources modifier of the organization to their Wealth bonus (do not subtract if the Resources modifier is negative). If they do so, then the materials or services they acquire from a purchase check are technically the organization's and not their own.

Also, increase or decrease the hit points of the organization by 5% multiplied by the organization's Resources modifier.

Information: Information determines how many skill points the organization has. An Information check can be used to determine if the organization knows something offhand. Occult: Occult measures both how much practical mystical knowledge the organization has, as well as its occult defenses and resources.

Influence: If the character identifies himself as a member of the organization (and the organization is known), the character applies the organization's Influence modifier to his Reputation bonus. This can actually reduce the character's Reputation bonus.

HIT POINTS

The hit points of an organization are calculated as follows:

- +1 for each individual member
- +5 for each member with special skills (such as a character)
- +10 for each influential leader
- +20 for each major stronghold or headquarters

ORGANIZATION SKILLS & ACTIONS

An organization has a number of skill points equal to four times its Information score.

Organizations can select from the table on the following page.

In general, an organization makes skill checks just like a character and with similar effect. For example, a librarian character trying to locate an obscure news article would make a Research check (1d20 + the character's Research skill ranks + Int bonus) against DC 15. An FBI agent character could make a request for his organization to do the same and the GM would make a Research check for the FBI (1d20 + the FBI's Research skill ranks + Info bonus) at the same DC.


Of course, the FBI has a very high Research skill and huge Info bonus. The disadvantages of going through an organization instead of the character making the check himself are:

- Requests made of an organization can be tracked or intercepted.
- Cigarette-smoking men could nefariously interfere with the result of the Research check.
- Requests take a great deal of time, often much longer than it would take the character to do the task himself.



ORGANIZATION SKILLS

Skill	Ability	Uses	Time Required
Computer Use	Info	Hacking, computer security, programming, searches	8 hours
Craft	Info	Building specialized equipment	48 hours
Decipher Script	Info or Occ	Breaking codes, analyzing ancient tomes	24 hours
Demolitions	Resp	Disarming bombs	-
Disguise	Resp or Infl	Arranging for disguises for the characters	4 hours
Forgery	Info	Forging documents, IDs	8 hours
Gather Information	For or Infl	Door to door searches, surveys, rumor control	48 hours
Intimidate	For or Infl	Gunboat diplomacy or subtle political pressure	24 hours
Investigate	Info or Occ	Crime scene investigation	8 hours
Knowledge			
Arcane Lore	Occ	Information on occult, aliens	48 hours
Art	Info	Information on art history, art world rumors	24 hours
Behavioral Sciences			
	Info	Psychological analysis	24 hours
Business	Info	Information on business world, business rumors	24 hours
Civics	Infl	Information on law and legislation, politics	48 hours
Current Events	Infl	Information on current events, scanning the news	8 hours
Earth and Life Sciences			
	Info	Information on biology, botany, geology, etc.	48 hours
History	Info or Occ	Information on history	48 hours
Physical Sciences			
	Info	Information on chemistry and physics	48 hours
Popular Culture			
	Infl	Entertainment rumors and news	8 hours
Streetwise	Infl	The word on the street	8 hours
Tactics	For	Strategic and tactical advice	8 hours
Technology	Info	Information on cutting-edge technology and devices	12 hours
Theology and Philosophy			
	Occ	Information on religions and philosophy	48 hours
Repair	Info	Repairing specialized equipment	1 week
Research	Info	Digging through public records, libraries, etc.	48 hours
Search	For	Searching an area for a runaway	24 hours
Treat Injury	Reso	Medical treatment	1 week



REQUEST TIMES

Request Modifier	Time
-5	One month
-4	Three weeks
-3	Two weeks
-2	One week
-1	Three days
	One day
+1	12 hours
+2	8 hours
+3	4 hours
+4	1 hour
+5	30 minutes
+6	10 minutes
+7 or more	Instantly

Some situations give a bonus to the Response modifier:

Situation	Modifier
Emergency!	+3
Characters are geographically distant from the organization	
Outside usual scope of activities	-2
Remote area	-4
Extremely isolated area	-6
Lost	-8

Making Requests

A character can submit a request for assistance just by making a telephone call. However, every organization takes some time to process such a request and provide aid. The organization's Response modifier determines how quickly it responds.

If the character is in bad standing with the organization, a penalty may be applied to Response (usually -2 or -4).

Each skill check has a time requirement: add the response time to the time required for the skill check to work out how long it will take for the characters to get the results of the skill check.

In addition to making skill checks, an organization can also perform the following actions:

- The organization can take 10.
- The organization can keep rerolling, but each attempt takes the normal Response time.
- The organization can take 20, but it takes 10 times longer than normal.

ORGANIZATION ACTIONS

Action	Ability	DC	Time
Minor military support (two police officers/thugs)	Force	10	5 min.
Significant military support (police squad, assassins)	Force	12	10 min.
Major military support (SWAT team, snipers)*	Force	15	30 min.
Overwhelming military support (helicopter gunships)*	Force	20	8 hours
Loan of advanced or heavy weaponry*	Force	15	24 hours
Car rental	Response	5	1 hour
Plane tickets to anywhere	Response	15	1 hour
Helicopter*	Response	20	1 hour
Aid another with Investigate, Knowledge, or Research	Information	5	24 hours
Casting a spell*	Occult	15	48 hours
Spreading rumors	Influence	10	48 hours
Rumor control	Influence	15	24 hours
Cover-up	Influence	20	24 hours

*Requesting any of these too often will really annoy the organization. Also, not every organization can provide these actions. Asking your local police station to cast a spell for you will get an immediate response, but not the one you were asking for.

ORGANIZATION FEATS

Most organizations have one feat per two important characters (basically, one per two player characters or influential GMCs) to a maximum of three for a local organization, six for a national, or twelve or more feats for a massive, world-spanning group.

Arsenal

The organization has a large stockpile of weaponry.

Benefit: The organization has a +5 bonus to Force checks for requisitioning weaponry and has access to military-grade or illegal gear.

Artifact

The organization has access to an ancient mystical artifact or alien device of considerable power. The organization knows a little about the artifact but has not yet fathomed its full power.

Benefit: The characters can gain access to the artifact if the organization makes an Occult check (DC 15).

Special: The organization may take this feat more than once.

Covert

The organization's very existence is concealed.

Benefit: The organization gives no Reputation increase (or decrease), but its members are "off the grid" in terms of fingerprints, police records, and so on, which gives the characters considerably more latitude when it comes to avoiding the attention of the authorities.

Emergency Response

The organization is always on standby to help the characters.

Benefit: The organization has a +5 bonus to Response for the purposes of determining Response time.

Fanatical Loyalty

The organization demands absolute faith from its members.

Benefit: Organization members may add the group's Occult bonus to Will saves for the purposes of resisting mind control effects.

Financial Sway

The organization is adept at using its financial muscle to influence other groups

Benefit: The organization may use Resources instead of Influence for the purposes of pulling political strings.

Forensic Laboratory

The organization has a well-equipped forensics laboratory.

Benefit: The organization has a +2 equipment bonus to Investigate checks. If a character uses the forensics lab, he gets a +4 equipment bonus to Investigate and Treat Injury checks.

Hospital

The organization has a private medical facility.

Benefit: The organization has a +4 equipment bonus to Treat Injury checks.

Library

The organization has an extensive reference library dealing with a particular subject.

Benefit: Choose a subcategory of the Knowledge skill (such as Knowledge (arcane lore) or Knowledge (technology)). The organization has a +2 equipment bonus to that particular type of Knowledge check. If a character uses the library, he gets a +4 equipment bonus to that particular type of Knowledge check.

Special: The organization may take this feat more than once.

Occult Library

The organization has a comprehensive library of occult texts.

Prerequisite: Library of Knowledge (arcane lore)


Benefit: Members capable of casting arcane spells are treated as having an additional +1 to their Intelligence modifier for the purposes of learning, casting, and preparing spells.

Research Lab

The organization has a well-equipped research laboratory

Prerequisite: Forensic Laboratory

Benefit: The organization has access to a research



laboratory, which gives it a +2 equipment bonus to Craft, Investigate, Repair, and Knowledge (technology) checks. It can also produce specialized equipment in half the normal time.

Secure Base

The organization's headquarters is protected by state of the art security systems.

Benefit: The organization gains +20 hit points and the headquarters is well defended.

Special: The organization may take this feat more than once.

Widely Known

The organization is famous

Benefit: Members gain an additional +5 bonus to Reputation, but they will also attract attention wherever they go.

DAMAGING AN ORGANIZATION

Every organization has a number of hit points. This is an abstract value that measures how much disruption the organization can take to its structure and plans before collapsing. Losing all its hit points does not mean that every single member of an organization is killed—a group may be forced to disperse long before it loses all its members.

Event	Hit Points Lost
Member lost or killed	1
Leader or officer lost or killed	2d6
Major base destroyed	3d10
Plot foiled	1d10

CHAPTER EIGHT:

NAZIS

The Green Falcon hung precariously by his fingers from the metal gantry. Below him, the distant ground was visible through the open maintenance bay of the zeppelin. Above him, the barrel of a gun, held in the leather-clad hands of SS Major Reinhardt Kritzinger.

The Nazi cocked the Luger, ready to fire at the helpless form that dangled below him. "So this is the end of the famous Grünfalke. Pathetic. You will die

unknown, unmourned...and a failure. The delivery of the poison gas via this airship is already complete. We will release it, and the prevailing winds will carry it into New York City. The death toll will be tremendous...and the shock of it will completely break the spirit of this mongrel nation."

Kritzinger grinned maniacally as he saw one of the Green Falcon's hands lose its grip and slip off the gantry.


"You're forgetting something." The Green Falcon said calmly. "The poison gas is flammable....and so is hydrogen."

His hand came back into view, gripping a chromed .45.

The weapon spat death in the enclosed space, as the Green Falcon let go of the gantry and fell, still firing. Bullets ripped through the gas bags all around the Nazi, and ricocheted off the metal supports, throwing sparks.

The Hindenberg erupted into a huge ball of flame over Lakehurst, New

Jersey...and the secret cargo of poison was consumed in the conflagration.



...and what of the Green Falcon?

Well that is another tale....

Perhaps no other group makes as perfect a villain for pulp RPG campaigns as the Nazis. They are the embodiment of evil, and suited for any tale, whether it is a straightforward tale of espionage, or a far-fetched story of occult powers and super-science.

Ironically, for much of the run of the pulps themselves, the Nazis weren't featured as villains that often, until late in the thirties when conflict with them began to seem inevitable. The earlier

AN IMPORTANT POINT

This chapter is in no way an effort to downplay the very real evil represented by the Nazi ideology--nor does it intend disrespect to the memory of the millions killed by the Nazi regime. It is simply an examination of two-dimensional villains as portrayed in the pulp genre. Real-life Nazis are a serious subject. Pulp Nazis are scene-chewing Evil Villains. This chapter deals with the latter.

pulps avoided real-world politics, in favor of featuring obviously fascist villains from made-up nations.

THE RISE OF THE NAZIS

In the years following World War I, Germany was ruled by a democratic Republic. The Weimar Republic was an unstable government, and was constantly under attack from both left-wing and right-wing reactionary political parties, fighting to shape the future of the country and wrest control away from the Republic.

Many of these reactionary organizations were occult societies formed during the previous century. Among these were the New Templars, the Runic Order, and the Thule Society, an occult group obsessed with racial purity, anti-Semitism, national pride and militarism.

The Thule Society sponsored a miniscule political party, the German Worker's Party -- in reality little more than the strong arm of the Thules, thugs that they could use against other groups. All of that changed with the arrival of Adolf Hitler.

Hitler was born in 1889 in Austria. An undistinguished student, Hitler had several unsuccessful attempts to become a student of art in the Vienna College of Fine Art, and was forced to take several menial jobs performing manual labor.

Jewish citizens were very prominent in the cultivated society of Vienna, and Hitler saw them as blocking his rightful ascendance as a great artist. This anti-Semitism, coupled with a growing fascination with the Aryan ideal of German culture, would shaped Hitler's

political opinions.

During the First World War, Hitler served as a corporal in the German army. He fought bravely, being awarded the Iron Cross, and was wounded in combat. During his hospitalization, he heard of the German defeat. He believed that Germany had been betrayed from within.

When he was discharged from the hospital, he found himself, like many of his comrades, unemployed. Like many disaffected veterans, he joined one of the paramilitary, political organizations—the German Workers' Party.

By 1920, the German Workers' Party changed its name to the National Socialist German Workingmen's Party (abbreviated as the Nazi Party). By his skill as a fiery orator and efficient organizer, Hitler became the *Führer* (leader) of the Party in 1921.

The Party adopted an emblem, the swastika -- an ancient symbol used by Buddhists and western occultists. Through the party's newspaper, Hitler fiercely denounced the Treaty of Versailles and the socialists who had, he believed, delivered a 'stab in



the back' to Germany in 1918.

Under Hitler, the party which had begun as a strong-arm group to protect the interests of the Thule Society, organized its own strong-arm group -- the *Sturmabteilung* (also known as the S.A., Stormtroopers, or Brownshirts) to protect the Nazi meetings and disrupt the meetings of other parties, such as the Communists.

In November 1923, Hitler and his S.A., joined by other militant reactionaries, tried to overthrow the Weimar Republic. They carried out a coup d'etat in Munich, but the Bavarian government suppressed them. In April 1924, Hitler was put on trial and was sentenced to five years' imprisonment at Landsberg prison, but in a typical display of the leniency the Weimar Republic showed to the right-wing, he was released after serving only 9 months.

While in prison, Hitler laid down the basic ideas behind the Nazi movement in his book, *Mein Kampf* (My Struggle).

Hitler divided mankind into two groups: the Aryans (the master-race) and the non-Aryans (the slave races). The Germans, he asserted, were Aryans, and destined to rule the world. Hitler said that the Jews were the most vicious of the slave races, having caused the German defeat in World War I by encouraging the socialists in the November Revolution in 1918 which overthrew the Kaiser.

Hitler suggested if Germans wanted their nation to be strong again, they had to believe in the *Führer* -- Hitler himself. He would remove the Jews from Germany so that they would not pollute the German blood by intermarriage. Then he would replace the parliamentary government by Nazi rule -- the rule of an elite who accepted orders from Hitler alone. The Nazis would nationalize the big business, provide employment for all workers, implement land reforms for peasants and destroy the chains placed upon the German people by the Jewish capitalists. Hitler claimed that he would

make Germany economically self-sufficient. He would abolish the humiliating Treaty of Versailles, bring about the union of all Germans in a single German state (the *Grossdeutschland*) and, in order to provide for additional living space for the nourishment of the future generations ('*Lebensraum*'), Hitler proposed to conquer eastern Europe.



With a party platform which appealed to many Germans, the Nazis took part in the national elections. However, in times of economic prosperity, the Nazis could make little headway.

In the election of May 1924, only 32 Nazis were elected to the Reichstag. In December 1924, the number dropped to 14. Despite the poor election results, the Nazi Party still showed a sturdy growth in these years. By 1929, the total party membership was 178,000.

The Nazis began to receive financial support from

industrialists who saw the Nazis as an anti-socialist and anti-communist tool which could be used to keep the left-wing in check.

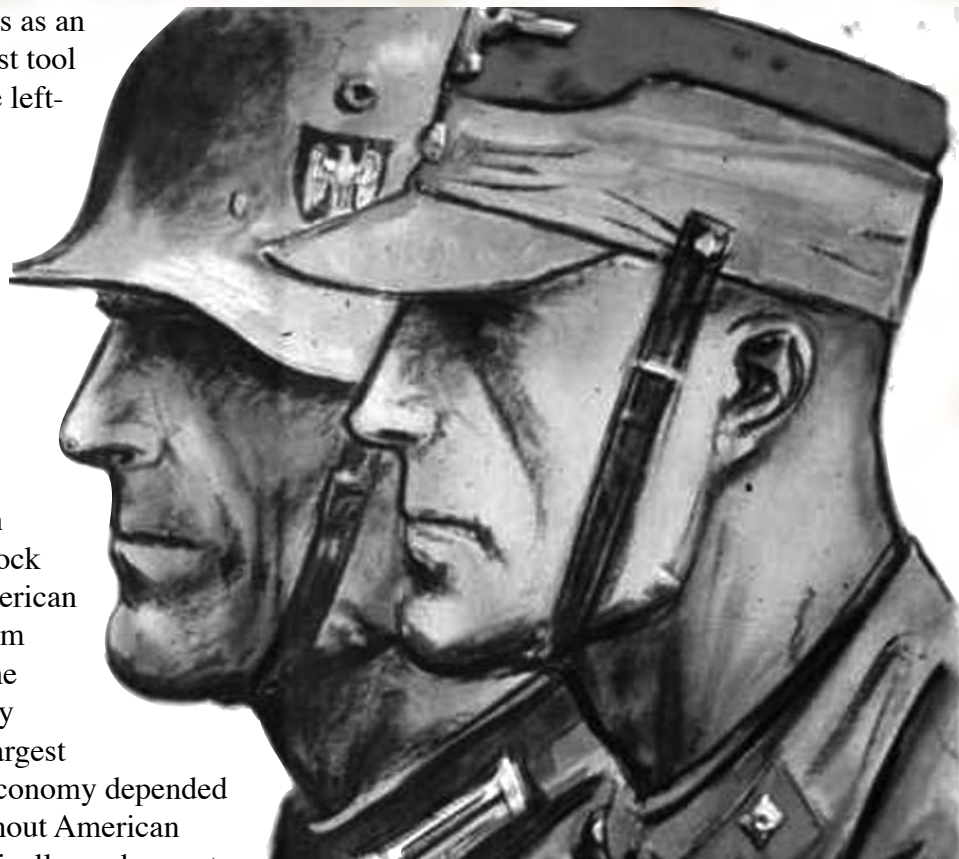
Hitler strengthened his control of the party by forming his personal body-guard, the *Schutzstaffel* ("Defense Unit"), also known as the SS or Blackshirts.

With the Great Depression, the Nazis saw their opportunity. In October 1929, the New York Stock Market suddenly collapsed. American investors recalled their short-term loans from Germany, sending the economy into a tailspin. In early 1931, one of Germany's three largest banks collapsed. The German economy depended largely on American loans. Without American loans, production dropped drastically, and exports dried up. By 1932, a quarter of the working population of Germany was unemployed.

Faced with economic hardship, the Germans lost any faith they might have in the democratic Republic. It was not surprising that they turned to extreme parties for desperate remedies. In the general election of September 1930, the Nazis won 6.5 million votes, took 107 seats in the Reichstag and became the second largest party in the country. The Communists obtained 4.5 million votes and 77 seats. Although the Social Democrats remained the largest party, it had lost much popularity and support.

The unpopularity of the government was shown in the presidential election of April 1932. The Republican coalition put forward Von Hindenburg. He was re-elected with nineteen million votes. But Hitler, who also entered himself for election, won thirteen and a half million votes.

In the next six months, the government tried to get a Reichstag majority by holding two elections. The first took place in July. In that election, the



votes for the Nazis more than doubled. The Nazis won 230 Reichstag seats and became the largest single party in the Reichstag.

Disappointed by the results of the election, the government held another in November. However, in this election, the Communists made tremendous gains and won 100 seats in the Reichstag. Many influential businessmen and landlords became alarmed at the spectre of a Communist Revolution in Germany, and so the conservative Nationalists decided that their cause could be served by supporting Hitler, a staunch anti-communist.

On January 28, 1933, Von Hindenburg invited Hitler to be the Chancellor of Germany.

It took Hitler only eighteen months to concentrate all of the power into his own hands.

The first thing he did was to arrange for an election so as to secure a pro-Nazi majority in the Reichstag. To prepare for Nazi success in the election, Hitler appointed party member Hermann Goering as Minister of Interior of Prussia and

ordered the S.A. and S.S. to launch assaults on the anti-Nazi political parties.

On 27 February, the Reichstag building was burned down and the Communists were falsely accused of using the fire as a signal for Communist insurrection. In the guise of defending the country from an alleged Communist Revolution, Hitler asked for emergency power from President Hindenburg.

In a wave of hysteria over the perceived Communist threat, President Hindenburg signed a decree suspending the civil liberties guaranteed under the Constitution. Henceforth, the German citizens had no personal liberty, no freedom of speech, no freedom of assembly, and no freedom of expression. They were subject to house searches and arrest and could be tried by the special People's Courts. Hitler made use of this presidential emergency power to immediately arrest five thousand Communist officials.

In the Reichstag election that followed, the Nazis banned the Communist and Socialist newspapers. The Nazis also made use of the radio stations to broadcast propaganda. The Stormtroopers marched in the streets in a show of force to influence the election. Still, less than one half of the electorate (43.9%) voted for Hitler, so that only with the aid of the Nationalists (8%) was Hitler able to obtain a bare majority in the Reichstag.

Hitler wanted to transfer all legislative power of the Reichstag to himself, but any change in the Constitution required a two-thirds majority in the Reichstag. Thus Hitler arrested 81 Communist deputies, and bribed the Nationalist Party and the Centre Party. As a result, in March 1933, the Nazis outvoted the Social Democrats by 444 to 94 and passed the Enabling Bill which gave Hitler unlimited power to draft and pass any laws without the Reichstag. The German Constitution was destroyed.


Hitler wasted no time in consolidating his power. The Law of Reconstruction of the Reich (January 1934) abolished the state legislatures and subordinated them to the central government at Berlin. Trade Union offices were raided by the S.A. and S.S. troops. Soon afterward, all political parties except the Nazi Party were declared illegal.

The time then came for Hitler to deal with his political rivals within the party.

Ernst Roehm, the Chief of Staff of the S.A., was Hitler's chief political rival. Roehm had at his command 2 million Storm-troopers (S.A.).

This constituted a great threat to Hitler's political position, since he feared that The S.A. might absorb the smaller German Army, leaving Roehm in command of the nation's entire military force. Therefore, Hitler decided to get rid of Roehm and the S.A.

On 29th June, 1934. Hitler, accompanied by the *Schutzstaffel* (SS), personally arrested Ernst Roehm. During the next 24 hours 200 other senior SA officers were arrested. Many were shot as



soon as they were captured but Hitler decided that Roehm should be allowed to commit suicide but, when Roehm refused, he was killed by two SS men.

The purge of the SA was kept secret until it was announced by Hitler on 13th July. It was during this speech that Hitler gave the purge its name: Night of the Long Knives.

Hitler claimed that 61 had been executed while 13 had been shot resisting arrest and three had committed suicide. Some historians have argued that as many as 400 people were killed during the purge. In his speech Hitler explained why he had not relied on the courts to deal with the conspirators: "In this hour I was responsible for the fate of the German people, and thereby I become the supreme judge of the German people. I gave the order to shoot the ringleaders in this treason."

When President Von Hindenburg died in August 1934, Hitler announced that he would combine in himself the offices of President and Chancellor. He used a combined title, *Führer und Reichskangler* (Leader and Reich Chancellor and Supreme Commander-in-Chief). Army officers took the oath of allegiance to Hitler personally. Hitler's personal dictatorship was now complete. The Third Reich was officially proclaimed.

THE THIRD REICH

The Nazi control of Germany was absolute. The entire nation was indoctrinated to the Nazi ideology. Those who did not adhere to the new directives found themselves the subjects of state-sponsored harassment, arrest, imprisonment or execution.

Education, from kindergarten to university, was geared towards the total immersion of Germany's youth in the tenets of the Nazi ideology. Boys (10-18 years old) were sent to the Hitler Youth, girls (10-18 years old) to the Hitler Maidens. School textbooks were re-written along Nazi lines and University professors were required to wear

swastika and take an oath of allegiance to Hitler.

Dissent within Germany was handled by the secret state police (*Geheime Staatspolizei* - abbreviated to Gestapo), an organization which began as the political department of the Prussian police during the Weimar Republic. With Hitler's rise to power, Hermann Goering became the interior minister of Prussia, taking over the Prussian political police and naming Rudolf Diels as its executive director.

The suspension of civil liberties following the Reichstag fire in 1933 gave the Gestapo complete freedom to impose "protective custody" (*Schutzhaft*) and to prevent undesirable political activities. When Goering was made Prime Minister of Prussia on 11 April 1933, the Gestapo was separated entirely from the overall police structure.

Heinrich Himmler eventually established SS control over the political police and concentration camps in all Germany, including Prussia, where, as Goering's deputy, he took over the Gestapo on 20 April, 1934.

Although throughout Germany the concentration camps came under the control of the SS, the Gestapo had the power to send its victims to them and could determine the prisoners' fate.

By September 1935, the famous Nuremberg Laws were issued. The Laws, in effect, deprived Jews of German citizenship and forbade them to marry 'Aryans'. Jews were excluded from participation in the German political and cultural life. Severe hardships were inflicted on Jews in their daily life (e.g. the need to sit in a separate part of the bus).

As time went on, the treatment of the Jews became worse and worse. They had their property confiscated, personal liberty deprived and eventually were forcibly relocated to ghettos, where they were confined. The persecution grew exponentially worse, and eventually the ghettos were emptied into the concentration camps. It is estimated that 6 million Jews perished under Nazi rule during the rule of the Third Reich.

During the mid-thirties, the Nazis began to re-militarize Germany, in anticipation of their planned conquest of Europe. The plan required the nullification of the Treaty of Versailles and the annexation of all German-speaking countries into the Reich. Hitler then planned to conquer France and Soviet Union before moving on to Britain. Italy would be run as a client state, under the fascist dictator Benito Mussolini.

The first step was to rebuild the German army, which had been kept small by the terms of the Treaty of Versailles. The Nazi industrial machine began to build aircraft and armor, under cover of supposedly civilian projects like the development of new tractors and the nationalized airline.

Hitler announced that he would add 36 new divisions to Germany's Armed Forces. In 1936, German soldiers marched into the demilitarized Rhineland. The Treaty of Versailles was completely destroyed, as neither France nor Britain lifted a finger to stop the German invasion.

As early as 1933, Hitler had been pushing for the annexation of Austria. The Austrian chancellor, Englebert Dollfuss, responded by outlawing the Austrian Nazi Party. The party continued to operate illegally, with German support, and on July 25, 1934, Austrian Nazis occupied the Parliament building and murdered Dollfuss.

Dollfuss' successor, Kurt von Schuschnigg, was pressured by the Germans into making concessions, which included lifting the ban on the Austrian Nazi Party and the placement of pro-Nazi ministers in key positions. In one final desperate move on March 9, 1938, Schuschnigg called for a popular vote on Austrian independence. Hitler's response to this was to demand that the vote be postponed and that Schuschnigg resign...and three days later, he sent German troops into Austria.

A Nazi puppet is sworn into office as Austria's Chancellor, and the new ministry is composed entirely of Nazis. France invited Italy and England to examine the events, but Italy declines stating that they "regard the events in Austria as the outcome

of a preexistent state of affairs and as the free expression of the feelings and good will of the Austrian people, unequivocally confirmed by the imposing public demonstrations with which the events were greeted."

On March 15th, delirious crowds greeted Hitler as he paraded triumphantly through Vienna, and on April 10th, Hitler held his own election, and 99 percent of Austrians voted in favor of the annexation (*Anschluss*).

France and Britain protested, but weakly. British Prime Minister Chamberlain claimed that Germany was required to consult with England, France and Italy before acting, but this demand is ignored by Hitler. Realizing the threat that Germany's new position placed upon Czechoslovakia (now nearly surrounded by the Third Reich), Chamberlain assured the Czechs that England would support them.

However, by the fall of 1938, England, France and Italy would force the Czechs into handing territory over to the Germans, and by the close of the decade, the Third Reich's invasion of the rest of Czechoslovakia and invasion of Poland began the Second World War (which brought the pulp era to a close).



NAZI WEAPONS

The following table provides statistics for weapons used by the Nazis which appear in the NPC stat blocks presented later in this book. Some of this information is repeated from the Equipment chapter, but is included here for ease of reference.

Handguns

(Require the Personal Firearms Proficiency Feat)

Weapon	Damage	Critical	Damage Type	Range Increment	Rate of Fire	Magazine Size	Weight	Purchase DC	Restriction
Luger P-08	2d6	20	Ballistic	30 ft.	S	8/32 box	Small	2 lb. 15	Lic (+1)
Mauser C96	2d8	20	Ballistic	30 ft.	S	10 box	Small	2 lb. 17	Lic (+1)
Walther PPK	2d4	20	Ballistic	30 ft.	S	7 box	Small	1 lb. 15	Lic (+1)
Walther P-38	2d6	20	Ballistic	40 ft.	S	8 box	Small	1 lb. 16	Lic (+1)

Luger P-08

One of the world's most recognizable handguns, the Luger was the standard officer's sidearm for the Third Reich. The 9mm Luger is available with either a standard 8-round clip, or a unique 32-round "snail" drum magazine.

Mauser C96

Also known as the "broomhandle", due to its distinctive grip, the Mauser is unusual in that its magazine of 7.62mm bullets is in front of the trigger guard, and not housed in the grip, as is standard with most autoloaders. The Mauser can also be fitted with a stock, allowing it to be fired while braced against the shoulder (+1 to hit). Gamers probably know this weapon best as the basis for Han Solo's blaster prop.

Walther PPK

The trademark weapon of certain superspies, the .32 PPK is a small, simple and reliable autoloader with a design that dates back to 1930. It was often carried by high-ranking German officers who did not wish to carry the heavier Luger. The PPK was also the favored weapon of the Gestapo.

Walther P-38

This 9mm pistol was designed as a modernized, more easily manufactured replacement for the Luger in 1938. Nazi agents and mad scientists on the "cutting edge" of technology will be armed with the P-38.

Longarms

(Require the Personal Firearms Proficiency Feat)

Weapon	Damage	Critical	Damage Type	Range Increment	Rate of Fire	Magazine Size	Weight	Purchase DC	Restriction
Mauser M32	2d8	20	Ballistic	40 ft.	S,A	20 box	Small	2 lb. 18	Lic (+1)
MP-38/40	2d6	20	Ballistic	50 ft.	S,A	32 box	Med	5 lb. 19	Mil (+3)
MPE (Erma)	2d6	20	Ballistic	40 ft.	S, A	32 box	Med	7 lb. 17	Mil (+3)
Gewehr 98K	2d10	20	Ballistic	90 ft.	S	5 box	Large	8 lb. 17	Res (+2)

Mauser M32

The first widely-used true machine pistol, the 7.62mm M32 is an automatic fire version of the C96. The weapon is nearly impossible to fire without the stock in place -- without the stock, the firer suffers a -8 penalty to hit.

MP (Maschinenpistole)-38/40

The most famous German submachinegun, the 9mm MP-38/40 was commonly referred to as the "Schmeisser," although Hugo Schmeisser was not on the weapon's design team. Originally available in late 1937 (the MP-38), and 1939 (the MP-40), the models are essentially identical.

MP (Maschinenpistole)E (Erma)

The predecessor to the MP-38, the Erma was introduced in the 1920s. The 9mm MPE has a barrel jacket with long slots, a 32 shot detachable box magazine entering from the left, and a unique wooden pistol grip in the stock. The weapon was used by the SS.

Gewehr 98K

The bolt-action Gewehr 98K was the standard service rifle of the German army from 1898 to 1945, and was reputed to be one of the finest military rifles ever produced. The 7.92mm weapon (use 7.62 Rifle ammo in the main rulebook for pricing) was reliable, durable, and accurate. Fitted with a scope, it could be pressed into service as a sniper rifle.

Heavy Weapons and Explosives

(Require the Exotic Firearms Proficiency Feat)

Weapon	Damage	Critical	Damage Type	Range Increment	Rate of Fire	Magazine Size	Weight	Purchase DC	Restriction
MG-13	2d8	20	Ballistic	110 ft.	A	25 box	Huge	24 lb.	21 Mil (+3)
MG-26	2d8	20	Ballistic	100 ft.	A	30 box	Huge	21 lb.	21 Mil (+3)
MG-34	2d10	20	Ballistic	110 ft.	A	Linked	Huge	26 lb.	22 Mil (+3)
MG-37T	2d10	20	Ballistic	100 ft.	A	Linked	Huge	40 lb.	22 Mil (+3)
Panzerfaust	10d6 *	—	—	150 ft.	1	—	Large	8 lb.	17 Mil (+3)
Stielhandgranate	4d6*	—	Slashing	10ft.	1	—	Small	2 lb.	15 Mil (+3)

*this weapon does special damage. see description.

MG (Maschinengewehr) -13

The MG13 was a light machinegun constructed by rebuilding the old Dreyse gun left over after WW1. Used 7.92 shells (use 7.62 Rifle for ammo prices).

MG (Maschinengewehr) -26

A Czech weapon, where it was known as the ZB26, the 7.92 MG26 was used by the Nazis as a light infantry support weapon.

MG (Maschinengewehr) -34

The 7.92 MG34, introduced in 1934, was the mainstay of the Wehrmacht until 1942, when it was replaced by the superior MG42.

MG (Maschinengewehr) -37T

Another Czech weapon in 7.92mm, the MG37T was used by the German army as a tank-mounted machinegun.

Panzerfaust

A hand-held, single-shot, shape-charged anti-tank weapon, easily manufactured and designed to be cheap, one-use weapons to be used with little training.

When the Panzerfaust hits its target, it explodes like a grenade or other explosive, dealing it's 10d6 points of damage within a 10-foot radius (Reflex save DC18 for half damage). Because its explosive is a shape-charge designed to penetrate the armor of tanks, the Panzerfaust ignores up to 10 points of hardness if it strikes a vehicle, building or object. This applies only to the object struck, not other objects within the burst radius.

Stielhandgranate

The well-known "potato-masher" hand grenade. When the Steilhandgranate explodes it delivers its 4d6 points of damage within a 20-foot radius (Reflex save DC15 for half damage).

Gamemasters who are fully embracing the pulp feel and giving their Nazi villains access to occult powers or the high-tech inventions of mad scientists should feel free to make use of weapons and equipment from any other supplement for Modern D20 play. Players can face minions of the Third Reich armed with rocket packs, ray guns, spellbooks and more.



NAZI VEHICLES

The chart on the following page features statistics for common vehicles available to the Nazis during the 1930s. Again, remember that many of the more famous vehicles were only developed after the start of the war, and therefore lay outside the scope of this supplement.

GROUND VEHICLES

Name	Crew	Pass	Cargo	Init	Maneuver	Top Speed	Defense	Hardness	HP	Purchase Size	DC	Restriction
Motorcycles												
BMW R12	1	0	0lb.	+0	+2	165(16)	10	5	18	M	23	Lic (+1)
(w/sidecar)	1	1	0lb	-1	+1	140(14)	10	5	22	L	25	Lic (+1)
SdKfz 2	1	1	500 lbs.	-2	-2	105 (10)	10	10	25	L	30	Mil (+3)
Cars												
Mercedes 500K Staff Car	1	4	475lb.	-2	-1	220(22)	8	5	34	H	37	Lic (+1)
Mercedes 328WK Wehrmacht Kübelwagen	1	4	675lb.	-2	-2	175 (17)	8	10	34	H	33	Mil (+3)
Truck												
SdKfz 7 Zugkraftwagen (Half-Track)	1	10	16,000lb.	-4	-4	165(16)	6	10	40	H	35	Mil (+3)
note: This vehicle is armed with either a single 37mm cannon, or a quad-mount 20mm cannon.												
SdKfz 231 Schwere Panzerspähwagen	1	3	9,000lb.	-2	-2	175(17)	8	10	38	H	34	Mil (+3)
note: This vehicle is armed with a single 20mm cannon and a MG13												
Military Vehicles												
Panzerkampfwagen III (tracked tank)	5	0	450lb.	-4	-4	50 (5)	6	15	52	G	45	Mil (+3)
note: This vehicle is armed with a single 37mm cannon and a MG34												
SturmGeschütz III (tracked tank)	4	0	300lb.	-4	-4	70 (7)	6	20	60	G	47	Mil (+3)
note: This vehicle is armed with a single 75mm cannon and a MG37T												

BMW R12

A sturdy well-built motorcycle, available with or without a sidecar, used by the Third Reich as a vehicle for scouts or couriers. Famously appeared in the “jousting” scene in *The Last Crusade*.

SdKfz 2

A treaded motorcycle half-track, the Sd. Kfz. 2 Kettenkraftrad was originally conceived as a light support towing vehicle for mountain troops, but found favor with all Wehrmacht troops, especially those in the Eastern Front where it's excellent cross-country ability allowed it to maneuver in the mud-bogged roads and the mountainous Caucasus region.

Mercedes-Benz 500K Staff Car

The ubiquitous long black convertible with Reich flags mounted on the forward wheel wells, used to ferry Nazi officers in style.

Mercedes-Benz 328WK Wehrmacht Kübelwagen

A lightly-armored all-purpose multi-terrain car for military use. Filled a similar role to the American Jeep.

SdKfz 7 Zugkraftwagen


A treaded half-track truck, used primarily as a weapons platform for anti-aircraft and infantry support duties. The most common varieties of the Zugkraftwagen were armed with either a single 37mm cannon, or quad-mounted 20mm cannons.

SdKfz 231 Schwere Panzerspähwagen

A six-wheeled truck, with a rear 4-wheel drive, used for hauling and infantry support. The Schwere Panzerspähwagen was armed with a single 20mm cannon and an MG-13 on a swivel mount.

Panzerkampfwagen III

One of the Reich's famed Panzer tanks, the Panzerkampfwagen III was relatively lightly armed and armored, with 15mm armor and a 37mm cannon.



SturmGeschütz . III

The SturmGeschütz (Assault Gun) was designed using the main hull of the Panzer III Originally designed as support artillery weapon it was later up gunned with a massive 75mm cannon and used as a tank-killer, where it was a great success.

Vehicle Weapons

(Require the Exotic Firearms Proficiency (cannons) Feat)

Weapon	Damage	Critical	Damage Type	Range Increment	Rate of Fire	Magazine Size	Weight	Purchase DC	Restriction
20mm cannon	3d12	20	Ballistic	150 ft.	A	Linked Huge	*	*	*
37mm cannon	5d12	20	Ballistic	150 ft.	S	1 Huge	*	*	*
75mm cannon	10d12	20	Ballistic	150 ft.	S	1 Huge	*	*	*

* Weight, purchase DC and restriction rating do not apply. These weapons are part of the vehicles on which they are mounted.

OTHER VEHICLES

Name	Crew	Pass	Cargo	Init	Maneuver	Top Speed	Defense	Hardness	HP	Purchase Size	DC	Restriction
------	------	------	-------	------	----------	-----------	---------	----------	----	---------------	----	-------------

Aircraft

Junkers JU-87D-1 Stuka (divebomber)
2 0 0lb. -2 +1 400 (40) 6 5 30 G 40 Mil (+3)

note: vehicle is armed with 2 machineguns in the wings (use MG-34) and one 250kg bomb (use stats for 100 blocks of C4, Modern page 124)

Messerschmitt Bf109 (fighter)
1 0 0lb. -1 +1 500 (50) 6 5 28 G 40 Mil (+3)

note: vehicle is armed with 2 machineguns in the wings (use MG-34)

Junkers JU-52 (transport plane)
2 17 5,000lb. -4 -4 220 (22) 6 5 44 G 45 Mil (+3)

note: vehicle is armed with 4 MG-34s in passenger-operated emplacements (1 fore, 1 aft, 1 port, 1 starboard)


Zeppelin (Airship)
60 100 30,000lb. -4 -4 275 (27) 6 5 54 G 50 Mil (+3)

note: weapons packages vary. If hit with an incendiary attack and a critical hit results, the hydrogen in the gas bags ignite, destroying the airship and doing 6d6 burn damage to all within.

Naval craft

Type VII A U-boat
(surface) 42 8 5,000lb -4 -4 80(8) 6 5 50 G 50 Mil (+3)
(submerged) -2 -2 40(4) 8

note: vehicle is armed with a 75mm deck gun, 11 torpedoes in 4 forward tubes (use stats for 10 blocks of C4, Modern page 124 , with a range increment for firing of 150)



Junkers JU-87D Stuka

Stuka is the abbreviation of the German word *Sturzkampfflugzeug*, which designated all dive bombers. The main fighter/bomber used by the Luftwaffe, the Stuka would play a major role in the Blitzkrieg that swept across Poland, northern Europe and France.

In the later years of the war, the Ju 87 had a successful second life as an anti-tank weapon, striking armor columns from above.

Messerschmitt Bf109

One of the best air superiority fighters ever built, the Messerschmitt was the predator of the skies. The Bf109 was the Luftwaffe's standard single-seat fighter from 1935-1943 and was able to outfight or outrun virtually all opposition. The fighter was used primarily for intercept and bomber escort duties.

Junkers JU-52

Nicknamed "*Tante Ju*" (Auntie Ju) by German troops, the Junkers Ju-52 was the most famous transport of the Third Reich. The Ju-52 served as an airliner for many nations, including the German Lufthansa and eventually entered service as a troop transport for the Reich. The Ju-52 was slow and very lightly armed against fighters, but was used from the 30s right through to the end of the war.

Zeppelin

Nothing says "pulp Nazis" like an airship. These massive air vehicles have become iconic images. During the 1930s, the German company Zeppelin Luftschifftechnik constructed and operated several airships as a commercial airline, travelling across Europe, and eventually across the world. Vessels like the Graf Zeppelin and the Hindenberg, despite being civilian vessels, were emblazoned with the swastika by Hitler's order, so that the graceful giants could be seen as symbols of German might. Even though their use during this period of history was mostly civilian, GMs should feel free to throw players up against military airships as well...they're just too cool not to use!

Type VIIA U-boat

Another iconic Nazi vehicle, the U-boats travelled the Atlantic in predatory "wolfpacks", harassed shipping, delivered Nazi spies onto unsuspecting enemy beaches, and carried secret archeological discoveries to hidden island fortresses! There were many types of U-boat -- the statistics provided here correspond to the Type VIIA, provided as an example.



NAZI ARCHETYPES

The pages that follow contain NPCs that represent the most common archetypal uses of Nazis as represented in pulp stories, cliffhanger films and modern homages.

Nazi Soldier (Wehrmacht)

The average Nazi rank-and-file goon, ready to goose-step, seig heil and get socked in the jaw by our stalwart heroes.

For the purposes of pulp gaming, the Wehrmacht soldier is essentially the equivalent of an orc in a standard fantasy game. He's there to follow orders, and will fight fiercely against any opposition, only surrendering in the face of overwhelming power.

Strong Ordinary 1 CR 1; Medium-size humanoid; HD 1d8+1; HP 6; Mas 13; Init +2; Spd 30 ft; Defense 13, touch 13, flatfooted 11 (+0 size, +2 Dex, +1 class); BAB +1; Grap +3; Atk +3 melee (1d4+2/19-20, knife), or +3 ranged (2d6+0, MP-38/40); FS 5 ft by 5 ft; Reach 5 ft; SQ ; AL Third Reich; SV Fort +2, Ref +2, Will +0; AP 0; Rep +0; Str 15, Dex 14, Con 13, Int 12, Wis 10, Cha 8.

Occupation: Military (Drive, Knowledge [Tactics])

Skills: Climb +4, Drive +3, Handle Animal +0, Knowledge (Current Events) +3, Knowledge (Streetwise) +2, Knowledge (Tactics) +3, Repair +2, Spot +1, Survival +1, Swim +4

Feats: Advanced Firearms Proficiency, Brawl, Personal Firearms Proficiency

Possessions: knife, MP-38/40; Wealth +6

Nazi Soldier (SS)

The *Schutzstaffel* represent a tougher and more fanatical variety of the Nazi goon. Use these guys when you want to provide more of a challenge to your player-characters.

Tough Ordinary 1/Strong Ordinary 1 CR 2; Medium-size humanoid; HD 1d10+2 plus 1d8+2; HP 15; Mas 15; Init +1; Spd 30 ft; Defense 13, touch 13, flatfooted 12 (+0 size, +1 Dex, +2 class); BAB +1; Grap +3; Atk +3 melee (1d4+2/19-20, knife), or +2 ranged (2d6+0, MP-38/40); FS 5 ft by 5 ft; Reach 5 ft; SQ ; AL Third Reich; SV Fort +4, Ref +1, Will +1; AP 1; Rep +0; Str 14, Dex 13, Con 15, Int 13, Wis 12, Cha 10.

Occupation: Military (Drive, Knowledge [Tactics])

Skills: Climb +4, Concentration +4, Craft (mechanical) +2, Demolitions +2, Intimidate +3, Knowledge (Tactics) +6, Search +2, Spot +3, Survival +2

Feats: Advanced Firearms Proficiency, Brawl, Personal Firearms Proficiency

Possessions: knife, MP-38/40; Wealth +6



Nazi Officer

Now we're getting to the true pulp villains. Use officers as the main villains for adventures featuring the Third Reich. When your player-characters are more powerful, use a Nazi officer as the henchman of an even more powerful and insidious villain!

Dedicated Villain 3/Strong Villain

2/Soldier 4 CR 9; Medium-size humanoid; HD 3d6+3 plus 2d8+2 plus 4d10+4; HP 51; Mas 13; Init +0; Spd 30 ft; Defense 16, touch 16, flatfooted 16 (+0 size, +0 Dex, +6 class); BAB +7; Grap +9; Atk +9 melee (1d4+2/19-20, knife), or +8 ranged (2d6, Luger P-08); FS 5 ft by 5 ft; Reach 5 ft; SQ ; AL Third Reich; SV Fort +7, Ref +3, Will +6; AP 4; Rep +1; Str 15, Dex 11, Con 13, Int 16, Wis 17, Cha 14.

Occupation: Military (Drive, Knowledge [Tactics])

Skills: Climb +3, Demolitions +6, Disable Device +4, Drive +8, Gather Information +4, Handle Animal +3, Intimidate +8, Investigate +4, Jump +7, Knowledge (Current Events) +7, Knowledge (History) +8, Knowledge (Tactics) +17, Knowledge (Technology) +6, Listen +9, Navigate +5, Pilot +3, Profession +4, Read/Write Language +2 (German, English, French), Sense Motive +6, Speak Language +2 (German, English, French), Spot +8, Survival +6, Swim +4, Treat Injury +4

Feats: Advanced Firearms Proficiency, Burst Fire, Combat Expertise, Combat Martial Arts, Exotic Firearms Proficiency (heavy machine guns), Far Shot, Personal Firearms Proficiency, Weapon Focus (Luger), Weapon Focus(MP-38/40)

Talents (Dedicated Villain): Skill Emphasis (Knowledge [Tactics]), Aware



Talents (Strong Villain): Ignore Hardness

Talents (Soldier): Weapon Focus, Weapon Specialization, Tactical Aid

Possessions: knife, Luger P-08; Wealth +15

Gestapo Goon

This instrument of the secret state police should be an omnipresent threat any time that your player-characters travel into areas that lie under the control of the Reich. The heroes should be watched at every step, wondering when the Gestapo will strike suddenly, and whisk them away to a windowless interrogation room...or worse.

Dedicated Villain 2/Tough Villain 1 CR 3; Medium-size humanoid; HD 2d6+4 plus 1d10+2 plus 1; HP 20; Mas 15; Init +2; Spd 30 ft; Defense 15, touch 15, flatfooted 13 (+0 size, +2 Dex, +3 class); BAB +1; Grap +0; Atk +0 melee (1d4+1, Pistol whip), or +3 ranged (2d4+0, Walther PPK); FS 5 ft by 5 ft; Reach 5 ft; SQ ; AL Third Reich; SV Fort +5, Ref +2, Will +7; AP 1; Rep +2; Str 9, Dex 14, Con 15, Int 11, Wis 16, Cha 11.

Occupation: Law Enforcement (Gather Information, Intimidate)

Skills: Bluff +1, Drive +4, Gather Information +3, Intimidate +7, Investigate +3, Knowledge (Current Events) +1, Knowledge (History) +1, Knowledge (Streetwise) +1, Knowledge (Tactics) +3, Listen +8, Sense Motive +6, Spot +7

Feats: Alertness, Brawl, Iron Will, Low Profile, Personal Firearms Proficiency

Talents (Dedicated Hero): Skill Emphasis (Intimidate)

Talents (Tough Hero): Robust

Possessions: Walther PPK; Wealth +6



Nazi Spy

Another iconic Nazi villain, the Spy operates as a Fifth Column within a target nation, engaging in espionage or sabotage on the orders of his or her superiors. Spies are tasked with stealing military secrets, assassinating political targets and many other dastardly deeds, unless your player-characters can track them down and uncover the hidden menace!

Dedicated Villain 3/Fast Villain 2/Infiltrator 2 CR 7; Medium-size humanoid; HD 3d6+3 plus 2d8+2 plus 2d10+2; HP 24; Mas 9; Init +1; Spd 30 ft; Defense 18, touch 18, flatfooted 17 (+0 size, +1 Dex, +7 class); BAB +4; Grap +3; Atk +3 melee (1d6+1, Sap), or +5 ranged (2d6+0, Walther P-38 (w/silencer)); FS 5 ft by 5 ft; Reach 5 ft; SQ ; AL Third Reich; SV Fort +1, Ref +7, Will +6; AP 3; Rep +1; Str 9, Dex 13, Con 9, Int 12, Wis 18, Cha 8.

Occupation: Military (Hide, Move Silently)

Skills: Balance +3, Bluff +1, Climb +0, Disable Device +2, Disguise +2, Drive +3, Escape Artist +4, Gather Information +2, Hide +10, Investigate +11, Jump +0, Knowledge (Streetwise) +8, Knowledge (Tactics) +4, Listen +11, Move Silently +11, Pilot +2, Read/Write Language +2 (German, English, French), Search +3, Sense Motive +6, Sleight of Hand +4, Speak Language +2 (German, English, French), Spot +8, Tumble +4

Feats: Alertness, Attentive, Combat Martial Arts, Deceptive, Low Profile, Personal Firearms Proficiency, Stealthy

Talents (Dedicated Hero): Skill Emphasis (Gather Information), Empathy

Talents (Fast Hero): Evasion

Talents (Infiltrator): Sweep, Improvised Implements

Possessions: Sap, Walther P-38 (w/silencer); Wealth +9

Nazi Temptress

One of the stranger archetypes to develop during the pulp era, and which continues to the present day (for example, in *The Last Crusade* and *Hellboy*), is that of the Nazi Temptress: an evil agent of the Third Reich who uses her feminine wiles in an attempt to seduce our stalwart hero. The archetype in the pulps was often simply an excuse to engage in some blatant dominatrix-themed titillation.

Occasionally, the Temptress is irredeemably evil, serving as an example of Beauty actually being the Beast. In these cases, the allure of the character is set in stark contrast to her horrible acts. In other cases, however, she can be swayed (naturally, having never met the “right guy”) and convinced to betray the Nazi cause at a suitably dramatic moment in the adventure.

Charismatic Villain 6 CR 6; Medium-size humanoid; HD 6d6+0 plus 3; HP 24; Mas 11; Init -1; Spd 30 ft; Defense 11, touch 11, flatfooted 12 (+0 size, -1 Dex, +2 class); BAB +3; Grap +3; Atk +3 melee (1d4+0, knife), or +2 ranged (2d6+0, Luger P-08); FS 5 ft by 5 ft; Reach 5 ft; SQ ; AL Third Reich; SV Fort +3, Ref +2, Will +5; AP 3; Rep +4; Str 11, Dex 9, Con 11, Int 14, Wis 16, Cha 18.

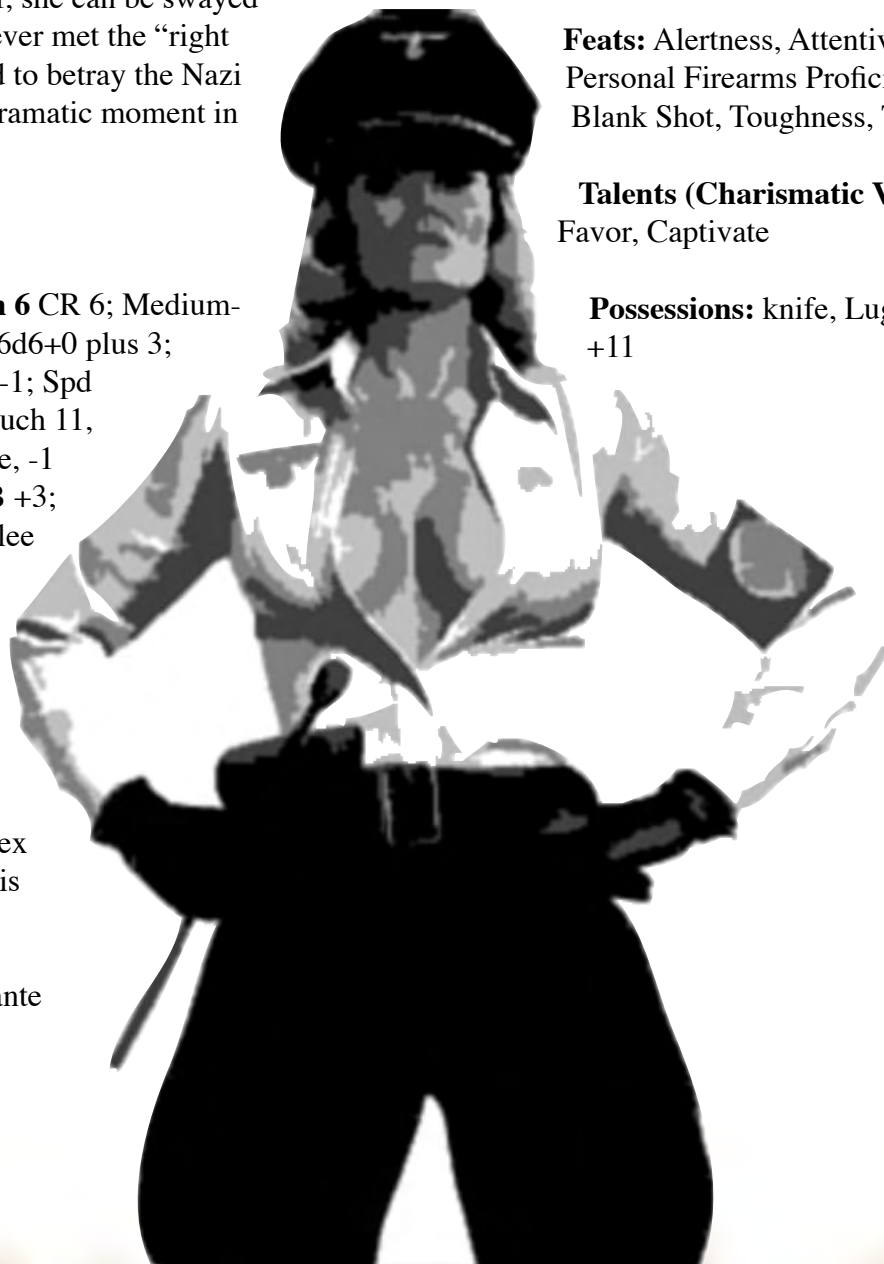
Occupation: Dilettante (Intimidate)

Skills: Bluff +12, Diplomacy +11, Disguise +6, Escape Artist +2, Gamble +5, Gather Information +13, Intimidate +7, Investigate +7, Knowledge (Arcane Lore) +4, Knowledge (Art) +5, Knowledge (Behavioral Sciences) +8, Knowledge (Business) +4, Knowledge (Civics) +4, Knowledge (Current Events) +6, Knowledge (Popular Culture) +6, Knowledge (Streetwise) +4, Knowledge (Theology and Philosophy) +5, Listen +6, Perform +13, Profession +7, Read/Write Language +4 (German, English, French, Russian, Italian), Sense Motive +6, Speak Language +4 (German, English, French, Russian, Italian), Spot +5

Feats: Alertness, Attentive, Deceptive, Personal Firearms Proficiency, Point Blank Shot, Toughness, Trustworthy

Talents (Charismatic Villain): Charm, Favor, Captivate

Possessions: knife, Luger P-08; Wealth +11



Nazi Scientist

*"Nuzzink in ze vurld can schtopp me NOW!
Bwah-ha-ha-ha-haaaa!!!"*

You know the type. The Nazi scientist is bent on world domination via technological superiority...and, in pulp adventures, that means Giant Killer Robots, Flying Saucers, Secret Mind Control Devices and the ever-present Death Ray.

They can be used as either the main villain of an adventure, or as the research specialist working for a more powerful individual.

This archetype is built using the Mad Scientist advanced class, found in the Advanced Class chapter earlier in this book.

Smart Villain 4/Mad Scientist 5 CR 9; Medium-size humanoid; HD 4d6+4 + 5d8-5; HP 33; Mas 8; Init +2; Spd 30 ft; Defense 15, touch 15, flatfooted 15 (+0 size, +2 Dex, +3 class); BAB +5; Grap +2; Atk +5 melee (1d4+0, Pistol whip), or +7 ranged (2d6+0, Walther P-38); FS 5 ft by 5 ft; Reach 5 ft; SQ ; AL Third Reich; SV Fort +3, Ref +6, Will +4; AP 8; Rep +3; Str 10, Dex 15, Con 8, Int 18, Wis 13, Cha 12.

Occupation: Academic (Knowledge [Earth and Life Sciences], Knowledge [Physical Sciences], Knowledge [Technology])

Skills: Bluff +8, Computer Use +6, Craft (chemical) +7, Craft (electronic) +15, Craft (mechanical) +16, Craft (pharmaceutical) +7, Craft (structural) +5, Decipher Script +8, Demolitions +11, Disable Device +8, Drive +6, Gather Information +4, Investigate +6, Jump +2, Knowledge (Arcane Lore) +5, Knowledge (Behavioral Sciences) +6, Knowledge (Current Events) +6, Knowledge (Earth and Life Sciences) +13, Knowledge (Physical Sciences) +15, Knowledge (Tactics) +7, Knowledge (Technology) +15, Pilot +6, Read/Write Language +2 (German, English, French), Repair +12, Research +13, Sense



Motive +2, Speak Language +2 (German, English, French), Spot +4, Tumble +4

Feats: Builder (Craft [electronic], Craft [mechanical]), Cautious, Combat Expertise, Gearhead, Personal Firearms Proficiency, Studious.

Talents (Smart Villain): Savant (Craft [mechanical]), Plan

Talents (Mad Scientist): Weird Science (4/3/2), Scientific Improvisation, Inspiration

Possessions: Walther P-38 ; Wealth +12

Nazi Sorcerer

Hitler's obsession with the occult is a matter of historical record--even the Nazi party itself began as the political arm of an occult society, the Thule Gesellschaft. In 1935, Heinrich Himmler founded the *Studiengesellschaft für Geistesurgeschichte Deutsches Ahnenerbe* (Society for Research into the Spiritual Roots of Germany's Ancestral Heritage), known simply as the Ahnenerbe. The official purpose of the organization was to travel the world searching for evidence of the ancient Aryans. Records exist that indicate that the Ahnenerbe also studied the occult sciences.

The Nazi Sorcerer is an operative of the Ahnenerbe, well-versed in magical practices (most likely based on the Nordic runes or other Germanic sources).

Smart Villain 6/Mage 3 CR 9; Medium-size humanoid; HD 6d6+12 plus 3d6+6; HP 50; Mas 15; Init +2; Spd 30 ft; Defense 16, touch 16, flatfooted 14 (+0 size, +2 Dex, +4 class); BAB +4; Grap +3; Atk +3 melee (1d4+1, knife), or +6 ranged (2d6+0, Luger P-08); FS 5 ft by 5 ft; Reach 5 ft; SQ ; AL Third Reich; SV Fort +5, Ref +5, Will +9; AP 4; Rep +3; Str 9, Dex 14, Con 15, Int 18, Wis 13, Cha 10.

Occupation: Shadow Scholar (Decipher Script, Knowledge [Arcane Lore], Read/Write Language)

Skills: Bluff +2, Concentration +5, Craft (chemical) +13, Craft (electronic) +8, Craft (mechanical) +7, Craft (pharmaceutical) +11, Decipher Script +16, Demolitions +6, Disable Device +6, Disguise +2, Forgery +10, Gather Information +7, Investigate +17, Knowledge (Arcane Lore) +23, Knowledge (Behavioral Sciences) +8, Knowledge (Current Events) +7, Knowledge (Earth and Life Sciences) +7, Knowledge (History) +10, Knowledge (Physical Sciences) +8, Knowledge (Tactics) +8, Knowledge (Technology) +13, Knowledge (Theology and Philosophy) +8, Navigate +6, Profession +6, Read/Write Language +6 (German, English, French, Latin, Hebrew, Arabic, Sanskrit), Research +17, Search +9, Sense Motive +3, Speak Language +6



(German, English, French, Latin, Hebrew, Arabic, Sanskrit), Spellcraft +5, Use Magic Device +1

Feats: , Attentive, Combat Martial Arts, Deceptive, Educated (Knowledge [Arcane Lore], Knowledge [Technology]), Heighten Power, Iron Will, Meticulous, Personal Firearms Proficiency, Studious

Talents (Smart Villain): Savant (Knowledge [Arcane Lore]), Plan, Exploit Weakness

Talents (Mage): Arcane Skills, Arcane Spells (*Daze, Detect Magical Aura, Light, Read Magic, Magic Missile, Sleep, True Strike, Invisibility, Protection from Bullets*), Summon Familiar, Scribe Scroll

Possessions: knife, Luger P-08; Wealth +10

TAKE THAT, FRITZ! (NAZI PLOT IDEAS)

The Nazis make excellent villains for use in your pulp campaign adventures, largely because of the expectations of the players. You say “pulp” to the average gamer, and you can be sure that he or she is anticipating landing a solid right hook on the jaw of a vile Nazi, while saving New York City from certain destruction.

You should be careful not to over-use the Third Reich, however. They lose their effectiveness as villains if the players start to suffer from “Nazi Fatigue.”

Remember that during the 1930s, the Reich was involved in a build-up to war readiness. Nazi operations should be largely covert...Gamemasters shouldn't have Nazi troops travelling via rocket-pack to invade the United States, unless you're intending for your campaign to veer in alternate history...which is not to say that there isn't fun to be had with that sort of campaign. Just be sure that your players are aware that's what you're going for. After all, the baseline pulp campaign is assumed to take place in at least a close approximation of the real world. Don't stretch your player's suspension of disbelief unless you've been up front about your intentions from the beginning.

Espionage Adventures

The style of adventure that keeps its feet most firmly in the real-world soil, espionage adventures either pit your player characters against the secret machinations of Nazi agents within another nation, or conversely send the player-characters in to infiltrate the Reich itself.

The most time-honored of these plot ideas is where the heroes must stop Nazi spies. The plot line usually goes along these lines: Nazi agents have stolen the plans for some super-secret military technology (it always seems to be either plans for a prototype aircraft or a bomb-sight for some reason), and the player-characters must catch the spies before they can successfully smuggle the technology out of the country.

A variation on this is the discovery that a Nazi agent is operating in a position of power. The player-characters are armed with the knowledge that the agent exists, but are unaware of the agent's identity. The adventure focuses on uncovering the spy. This sort of adventure is more suited to campaigns that are less fantastic and more realistic in feel.

Espionage adventures can be set within the Reich as well, with player-characters sent in to steal secret plans themselves (turning the standard plot described above on its ear). Adventures within the Reich should be fraught with the danger of discovery -- player-characters should be hunted by agents of the Gestapo every step of the way.

Another iteration of the infiltration plot has the player-characters travelling into the Reich to rescue someone from the grip of the Nazis. Perhaps a Jewish scientist held against his will and forced to work on a doomsday weapon, or an American spy who has been captured by the Gestapo...either way the player-characters must find their way into Germany, avoid capture themselves, and participate in a break-out.

Enjoyably, these sorts of missions almost always seem to feature the prisoner being held in some Bavarian castle, which provides the Gamemaster with the perfect opportunity to run the pulp RPG equivalent of a standard “dungeon-crawl” adventure!

Military Adventures

Generally speaking, open conflict with the Nazis doesn't really occur until the start of the Second World War, which marks the end of the pulp era. Given that, there isn't much opportunity for adventures featuring military action against the Reich.

Pulp magazines of the time got around this by cooking up wars with thinly-veiled fictional fascists, or by setting military action during the First World War (for example, *G-8 and His Flying Aces*).

However, there is nothing preventing Gamemasters from engaging in secret military escapades: after all, the Flying Tigers engaged in war with Japan long before the United States officially followed suit. A campaign featuring the player-characters as a private mercenary unit fighting on the side of freedom and right (something along the line of *Sky Captain's Flying Legion*) could easily engage the Nazis. Combat could occur on secret island bases, military expeditions deep in the jungle...anywhere were a "little war" could be fought without attracting the attention of the rest of the world.

Fantastic Adventures

Most pulp campaigns, however, are going to contain elements of the fantastic. It's fun, after all, and one of the things that attracts gamers to the style of play. Primarily, there are two directions that a GM can take when adding elements of the fantastic: Science Fiction and the Supernatural (although enterprising GMs can combine the two for some truly mind-boggling concepts!)


Science Fictional elements usually take the form of technological advances (either already in the possession of the Nazis, under development by Nazi mad scientists, or the subject of Nazi theft).

Historically, the Nazis spent a great deal of time and money investigating and developing new technologies (the V-1 and V-2 Rockets, for example), so the introduction of fantastic technology is not as far a stretch as it would be otherwise. It is a relatively small leap from the V-2 to Nazi spacecraft, after all.

German atomic research is another great idea to spring upon player-characters, since they have the benefit of historical hindsight to know how close the Reich was to developing nuclear weapons, and what would have happened had they done so before the U.S.

Even more fantastic, yet still based in historical fact, is the idea of a German heat ray. After the end of World War II, American investigators found papers discussing the possibility of deploying a solar mirror in orbit, which could focus the sun's rays upon ground targets like a child cooking ants with a magnifying glass. Discovering secret Nazi plans to build such a device, and destroying it, would make a suitably exciting adventure for any hero.

The Nazi fascination with Antarctica also can provide Gamemasters with fodder for adventures. Claimed by Germany in the 1930s, and christened



Neuschwabenland (New Swabia), the South Pole has long been the subject of conspiracy theories about the Reich's activities there. Perhaps your player-characters can discover Nazi efforts to find the long-rumored entrance into the Hollow Earth, where representatives of the Third Reich hope to form an alliance with the subterranean empire that rules the World Below. Can your heroes stop the alliance before dinosaur-mounted troops come spilling out of the New York City subways?

The Reich was equally interested in Tibet, believing it to be one of the homes of the original Aryans. Ernst Schäffer, a German hunter and biologist, participated in two expeditions to Tibet, in 1934 and 1936. The Ahnenerbe sponsored him to lead a third expedition in 1938.

Their mission was to make contact with the Aryan forefathers in Shambhala and Agharti (two hidden subterranean cities said to exist beneath the Himalayas). The cities were said to be the guardians of secret occult powers and super-science, and the missions sought their aid in harnessing those powers for the Nazi cause.

According to the stories, groups of Tibetans purportedly came back to Germany and started lodges known as "the Society of Green Men." It doesn't take much effort on the part of the Gamemaster to work these rumors into plots involving super-science, the occult, or both.

The plot ideas even get juicier when you take into account that of the two hidden cities, Shambhalla (also known as Shangri-la) was associated with higher cosmic powers, while Agharti was associated with more primal energies. It's easy to place them in the roles of a "good" hidden city and an "evil" one. Perhaps the Society of Green Men are Agharti Adepts aiding the Reich, and the player-characters have to discover the hidden city of Shambhalla and ask for their assistance in



combating their ancient rivals.

Of course, today's gamers are more than familiar with the concept of the Nazis looking for supernatural assistance, thanks to the Indiana Jones films.

Whereas the search for the Ark of the Covenant never was an actual Nazi archaeological project, the Reich did actively search for the Holy Grail and acquired the Spear of Destiny.

The Holy Grail, the cup supposedly used at the Last

Supper, and which is said to have caught Christ's blood as it fell from the cross, was the subject of a search by Nazi archaeologist Otto Rahn. Rahn believed that the Grail had been carried to the South of France by the Cathars in the 13th century. Rahn received a commission in the SS from Himmler himself, and searched for the Grail, before inexplicably resigning his commission in 1939 and disappearing. What had he discovered, and what happened to him?

The Spear of Destiny is the spear of the Roman centurion Cassius Longinus, who is said to have used it to pierce the side of Christ. Legend has it that the Spear made whomever possessed it invincible. Stories are told of it passing down through history, in the possession of such men as Louis IX of France, Charlemagne and Napoleon. A spear, either the actual Spear of Destiny or a false relic (depending upon who you listen to), was on display at the Vienna Hofmuseum, and was confiscated by the Nazis after their annexation of Austria.

It was shipped via an armored SS train to Nuremberg on October 13th, 1938, where it remained for six years in St. Catherine's Church before being moved to an underground vault for protection. Some stories say that the Spear was taken to the SS Castle at Wewelsberg.

During the final days of the war in Europe, the United States 7th Army took possession of the Spear in the name of the United States government. Within 90 minutes of the United States capturing the Spear, Adolf Hitler committed suicide. The Spear was returned to the Royal House of Hapsburg shortly thereafter, where it now rests, once again, in the Vienna Hofmuseum. (Although rumors persist that the Spear is a copy, with the true Spear either being kept by the United States, or perhaps by agents of the Reich).

Gamemasters looking to play on this particular theme can have Ahnenerbe-sponsored archaeological expeditions to the far corners of the globe: Egypt, Africa, South America; searching for anything from occult artifacts to Lost Cities.

This allows adventures which cross the lines into standard pulp genres like jungle stories, fortune hunting, or Lost Worlds.

Which leaves us with another standard Nazi adventure plot, wherein the forces of the Third Reich dabble in Things That Man Was Not Meant to Know.

Obviously, the Nazi Sorcerer is the best archetype to use for such adventures, but an occult angle can be added to almost any other variety of plot. Perhaps Nazi agents are looking to steal the copy of the *Necronomicon* held in the library collection of a small New England university. Or perhaps a Nazi scientific experiment causes some kind of dimensional rift, and Things Even Worse Than Nazis come through.

Plots involving the Nazis meddling with this sort of power should be marked by an unbelieving arrogance. At no point should a Nazi villain ever assume that he is in over his head. The firm belief in their status as the Master Race should be the villain's achilles heel in these situations (and, in some cases, the very cause of the danger in the first place!).

Gamemasters can also mix the Nazis with traditional supernatural pulp elements, such as mummies, werewolves, ghosts and vampires. See the *Hellboy* graphic novel series (and film) for suggestions on methods for doing this. The sudden realization that the SS officer whom they've been facing is actually a sorcerous vampire should be enough to put pause to even the most headstrong hero!



THUGEE

INTRODUCTION

They strangle unsuspecting travelers on dark country roads. They glide through New York's glittering streets clinging to shadows, carrying fear and death in their yellow scarves. They dance and debauch, brutal thugs masking their villainy behind a façade of ancient mysticism.

They are the Thuggee, a cult of murders whose history and myth stretch back to the time of Herodotus. They terrorized India's roadways for at least six hundred years. Each year they killed travelers by the tens of thousands. Eventually a single man stood up to them, ferreted them out of the dark places, and hung them high for all to see.

The British Empire hung thousands of Thuggee in the period between 1830 and 1850. Thousands more fled rather than pay for their crimes. By the end of the 19th century the terrible cult vanished from India. In the fictional world of the pulps, though, the cult persisted into the modern world. Charismatic conmen use its rituals to disguise their sinister schemes. Remnants of the original Thuggee continue their murderous rites. Rebels and terrorists hide their very modern ambitions under the strangling cord and the pick-axe.

Do you dare oppose them? Or will you too fall to a cunning smile and a swiftly applied yellow strangling cord?


THE THUGEE

The historic Thuggee's saga reads like something out of an adventure novel. It has shining heroes, villains so vile they barely qualify as human, and a nasty intersection between religious fervor and material interest. Its sensational and scandalous nature inspired several best sellers, not to mention a judicial campaign reaching into India's darkest shadows.

In many ways, the Thuggee provided the model writers used to create cults in pulp fiction. They organized themselves into hereditary gangs. These gangs operated in secret and communicated among themselves using an indecipherable cant. When not engaged in their murderous deeds Thuggee lived ordinary lives, had families, and contributed to their communities. In other words, they were everything we imagine a secret society to be: lethal, organized, and completely invisible to the outside world.

In the real world it took a man of remarkable dedication to bring them down. In the world of the pulps it will take more than that: it will take courage, determination, and a fistful of bullets.

The English word "thug" comes from the Hindu word *thag*, meaning a cheater or a thief. In general use a thug is a ruffian, a tough who does what his



betters tell him. Gangsters employ thugs to beat people to a pulp. Smarmy business men with connections to gangsters hire these slope-browed simians to intimidate weak-willed customers.

Originally, though, the word described something far more dangerous than a class of criminal bottom feeders. Thugs terrorized India for centuries, murdering travelers and stealing the property. Thuggee, their system of beliefs and practices, organized a network of assassins, informers, merchants, and politicians unrivaled in human history. This network turned religious murder into a profitable enterprise, capable of literally mustering an army and ignoring authorities until one man finally brought them to justice.

This section starts by describing the historical Thuggee cult and its grizzly end. It then goes on to describe three different fictional versions of the Thuggee. The first outlines a loosely organized group of psychotic killers under the command of a criminal mastermind. The second suggests a possible continuation of the original Thuggee cult, assuming their goddess actually interceded to protect a her followers. The third outlines a hybrid between these two approaches, describing a rebel fascist organization structured using the ideas of the original Thuggee cult.

All four of the Thuggee cults described below use the Organisation Rules from Mongoose Publishing's *OGL Horror* (which are presented again in Chapter Seven). The attributes for the historical Thuggee cult represents the author's best guess as to the Thuggee's actual capabilities; the other three derive from the cult creation method outlined in Chapter Seven.

THE HISTORICAL THUGGEE

The Indian "thugs" came to the attention of the East India Company during the 1820s through Captain William Sleeman's Herculean efforts. This young British captain boldly assaulted a centuries old institution of murder and robbery without consent from the local authorities. Ignoring centuries of Company policy he interfered in local affairs, hunted down bandits, and eventually changed life for Indians throughout the sub-continent.

The organization Captain Sleeman destroyed operated throughout India. Princes and kings gave it tacit assistance in return for vast wealth. Its members, both Hindu and Muslim, engaged in wholesale murder during the summer months then returned to their ordinary lives. They passed the cult's wealth and its terrible secrets to their children, indoctrinating their sons in murder before their eighteenth birthday.

Descriptors:

Ancient Occasional Opponent (3 Descriptors):

Greedy*, Murderous, Scattered

*required by Ancient designation

Attributes:

The historical cult might possess the following attributes:

Hit Points: 14,000

Force: 30 (+10)

Response: 10 (+0)

Resources: 24 (+7)

Information: 20 (+5)

Occult: 10 (+0)

Influence: 20 (+5)

Skills: Disguise (Inf) +15, Forgery (Info) +15, Gather Information (For) +20, Intimidate (For) +20, Knowledge (Current Events) (Infl) +15, Knowledge (Streetwise) (Info) +15, Research (Info) +15, Search (For) +20

Feats: Arsenal, Covert, Secure Base x4

Descriptor Modifiers: +2 bonus to Resource checks, operatives add +10 to Intimidate checks, DR 7/- against organizational attacks.

Quick Description:

The Thuggee cult uses murder to further its greed

and desire for goods. They have a decentralized structure but the leaders know each other fairly well.

Extended Description:

Herodotus mentioned a people known for strangling their victims in his Histories, written in the fifth century BCE. Nineteen hundred years later, in the 14th century CE, a “Thug” financed a mercenary army to repel an Afghani invasion in northern India. Four hundred years after that, the British suddenly took an interest in the unexplained disappearance of 40,000 people every year from India’s roads. They found, to their horror, a loosely organized group capable of murdering everyone in a caravan or plucking one traveler out of a crowd and killing him.

The thugs participated in a cult called “Thugee”. In theory the cult worshiped Kali in her aspect as goddess of destruction. Hindus and Muslim’s participated in the cult, despite the obvious religious conflict between monotheistic beliefs and Kali worship.

Practically speaking, though, Thugee and the thugs were a family business. Fathers and uncles inducted young men into the practice early then passed on their positions as they retired. They disposed of their ill-gotten gains through centuries old channels, funding kingdoms and armies throughout the sub-continent.

Thugs lived ordinary lives during most of the year; many became respected members of their communities. They practiced trades, ran businesses, raised families: all of the things expected of normal citizens. However, they also took long “trips” into India every year. For three or more months they stalked the countryside in search of the proper targets.



Selecting a target required careful consultation of omens and proper ritual practice. It also involved an element of practical assessment. The thugs rarely moved unless they outnumbered their target by at least three to one. Reliable accounts describe them murdering caravans of 100 or more, so they obviously traveled in groups of at least 300 at times.

Thugs did not attack their foes in screaming waves, waving knives and shooting guns. Instead they joined their victims as fellow travelers. They could journey with a potential victim for months, usually posing as guards or entertainers, before finding the perfect moment to strike. When that moment came they attacked on a pre-arranged signal. Two thugs held the target, kicking him repeatedly in the genitals as a distraction, while a senior thug strangled him with a yellow scarf.

After completing their rituals and burying the bodies in unmarked graves, the thugs disposed of the victims’ possessions by selling them to established governments. This influx of wealth supported several of the larger central Indian states, giving the thugs somewhere to hide while they prepared to resume their ordinary lives.

Among themselves the thugs spoke a secret language. Although clearly of Hindi origin, this language differed from its root language enough

to prevent casual interception. Even so, they did not speak it in public, reserving it instead for their planning sessions and communications within the cult while not out seeking victims.

The Thuggee cult continued almost unopposed until 1820. In that year a captain in the British Army, one William Sleeman, discovered their existence. For the next twenty years he hunted down thugs wherever he could find them. He might not have succeeded, but early in his operation he captured several cult leaders. The kind of person willing to casually murder hundreds of innocents also, to the good captain's benefit, will also usually turn on his compatriots in return for considerations. These leaders helped Captain Sleeman round up and hang thousands of their fellow thugs despite sometimes stiff local opposition.

For all practical purposes the cult ceased to exist by 1840, though the East India Company continued to issue regulations about them into the middle of the 19th century. Captain Sleeman's exploits and the confessions of several Thuggee leaders became best-selling novels after suffering various degrees of fictionalization. The real events were, after all, almost too much for an educated readership to believe.

Characters

Any campaign involving the historical Thuggee cult should touch upon at least the following characters:

Ameer Ali (Male Human Charismatic Hero 5/Fast Hero 4): Ameer Ali, a Thuggee member and leader, confessed to over six hundred killings during his years as a cult member. His recorded, then fictionalized, confessions became the basis for "The Confessions of a Thug", an instant best-seller in 19th century Britain. Charming, sophisticated, and intelligent, his complete lack of moral compunctions about murder or betrayal fascinated readers for almost one hundred years. Characters might encounter him in any one of a number of disguises or

meet him after his capture in their quest to destroy the Thuggee.

Captain William Sleeman (Male Human, Dedicated 7): Mr. Sleeman came to India as a police officer and left a Major-General after a twenty year campaign against the Thuggee. At the start of his career he is a well-built, intelligent young man fired by high ideals and a sense of righteousness. By the end he suffers from the debilitating effects of living in a tropical environment for two decades, though he still carries himself with great dignity. Characters who encounter him early in his career will find him accessible and charming as he tries to recruit them to his cause. Later in his career Mr. Sleeman's wife smoothes over his hard edges and occasional bouts of temper as he nears the end of his long quest.

Feringeea (Male Human, Charismatic 9): This magnetic young man styled himself as the "Prince of the Thuggee". Charming and educated, he almost escaped Captain Sleeman but turned himself in after Sleeman took his mother, wife, and children into custody. His assistance proved invaluable as he turned over thug leaders all over the Indian sub-continent.



Adventure Seeds and Plot Hooks

The historical Thuggee might appear in any number of stories:

- 1) Characters in a historical campaign could become involved with Captain Sleeman during his early days as a policeman. His fanatical devotion to changing India will put him at odds with the Company executives, the local authorities, and the Thuggee themselves.
- 2) In the later part of his campaign Sleeman becomes a very public and important figure. The characters may find themselves assigned to protect him as the Thuggee, practiced deceivers and assassins, make a final effort to remove their opponent.
- 3) Indian characters may take on the role of Thuggee defending their ancient and honorable calling from interference by the colonial powers. In between bouts of murder they will have to defend their leaders, mislead the authorities, and perhaps even assassinate the meddling Englishman who brought all of this about.

THE THUGGEE CULT OF PERSONALITY

After the destruction of the historical thugs English and Indian conmen began to use its rituals and traditions as a cover. They took popular accounts of the Thuggee, mixed it with their own agendas, and produced an amalgam of East and West even more terrifying than the original.

The cult below follows one such hybridization to its logical conclusion. It describes the efforts of an English conman (Duncan Turnbull) to cover his crimes under the aegis of a long dead cult. His ability to manipulate the weak-minded lower-classes, along with his absolute belief in his personal superiority, lend this cult a hard pulp edge.

Descriptors:

Modern Important Opponent (5 Descriptors):

Cell, European, Fearsome, Greedy, Murderous*

*Required by Modern designation

Attributes:

Hit Points: 3,100

Force: 17 (+3)

Response: 12 (+1)

Resources: 21 (+5)

Information: 10 (+0)

Occult: 8 (-1)

Influence: 14 (+2)

Skills: Craft (Info) +10, Disguise (Inf) +12,

Forgery (Info) +10, Search (For) +13

Feats: Covert, Financial Sway, Secure Base x2

Descriptor Modifiers: Organization never appears to have more than 1/10th its actual size, Organization reduces time of Knowledge (Popular Culture, Tactics) by 1/2, +2 to Resources checks, Organization operatives' add its Influence modifier bonus to their Gather Information skill checks, Organization operatives' add its Force modifier bonus to their Intimidate skill checks

Quick Description:

The "Thuggee" use popular fear of their name and outright murder to bully people into handing over their material wealth. They have a highly decentralized structure in which each leader only knows one other leader. The "Grand Priest" knows all of the cells but none of their leaders know him by his real name or face.

Extended Description:

In 1892 Duncan Turnbull went to the bar in London for the third time. The charges of criminal misconduct, fraud, and murder were enough to insure his speedy removal from society. Then, in a daring move assisted by three accomplices, he escaped from prison on the date of his sentencing. On the run and beyond the law he cooked up a grand scheme.

After leaving his accomplices where the authorities could find them Duncan vanished. A year later, rumors circulated though the underworld of coves showing up in shadowed alleyways. Though dead bodies, especially those of young men, appeared

daily, something about these new murders caught people's attention. Each young man had a yellow scarf wrapped around his neck. Each one also had his head smashed in by something big, heavy, and sharp.

At first the authorities ignored the threat. After all, dozens of madmen and anarchists used the yellow scarves every year in a vain hope to confuse investigations. Two years into the crime spree, though, a group of constables turned up dead. Their strangled and mutilated bodies, posed in mockery of some ancient Indian sexual text, incited public outrage and belated official action.

Scotland Yard took four weeks to track down and apprehend the criminals. The investigation led them through sordid opium dens, the Thames warehouses, and into London's darkest heart. In a stunning raid they captured twelve men and a vast assortment of Indian paraphernalia. Under interrogation the men claimed descent from the original Thuggee cult, long though exterminated. They even produced papers proving the claim, though these papers later proved to be forgeries.

The investigators closed the case after the raid and confessions. They filed it away as a bit of left over business from the British Empire's early years. A month later, rumors again surfaced of more men and women murdered by strangulation. Close investigation, though, revealed no foundation to the accusations.

A decade later, in New York, the cult surfaced again. This time the aggressive New York Police Department had its hands full with gang wars, turf battles between political factions, and the constant pressure of new immigrants from Europe and Asia. Since it looked like one group of odd-colored men murder other odd-colored men, their captains decided to ignore it.

The streets of New York proved a fertile place for the burgeoning cult. It recruited men from the lowest rungs of society, gave them wealth, and taught them to kill. Eventually cells began to grow in other cities, some as far west as Chicago.



Duncan Turnbull becomes William Sleeman
The new Thuggee came into being when Duncan Turnbull vanished. He decided, at the spur of the moment, to re-invent himself. Using his skills as a confidence man and actor, along with things he learned reading trashy novels in jail, he created a new persona "Mr. William Sleeman, Importer." In order to finance this change he contracted a number of down and out Indian criminals. To make his story more believable he provided the men with false documents "proving" their descent from the ancient Thuggee families.

Upon this flimsy foundation "William Sleeman" built an international criminal empire. Independently organized cells of thugs murdered travelers, tourists, and immigrants in vast numbers. They would travel to a new city or burrough each season, murder and rob, then return home to their cover-lives as upright citizens. All of the stolen goods moved through Sleeman's import business, effectively laundering them while simultaneously tying the enterprise into the local business community.

When Sleeman lost the first cell he relocated from

the familiar environs of London to New York City. There he found a seething immigrant population, an inattentive police force, and lax import/export laws. In short, nearly perfect ground for his efforts. Disaffected men, cut off from their traditional moral and ethical authorities, happily signed on with his “thugs” in an attempt to make something of themselves.

Cult Members

The cult recruits members exclusively from the lowest of the low. Cell leaders seek out the unenfranchised, the newly arrived, and those who have potential but cannot quite make it on their own. They set these men up with legitimate, if low earning, businesses. They give them language training. They help them to put their children into schools and schedule medical care for those who need it.

In return the cell inducts them into the business. The new members learn a secret language made of up “Indian sounding” words that has no real rhyme or reason. One week every three months they go on a trip to an out of town location where they watch older cult members stalk, strangle, and rob anyone who looks like a good target. Once they have participated in enough murders the cult leader inducts them into the society.

No cult member knows much about the other cells. The cell leader, an appointed position, only sees their leader once per year and then on a day chosen by the “Grand Leader”. Loot is left in large blind drops, from which it mysteriously vanishes within a few days.

When not actively engaged in their murderous trade the cult members live ordinary lives. Most own small shops specializing in the garment trade or groceries. None acknowledge other cult members on the street, though they meet once a month to perform stylized rituals to the Dark Goddess Kali.

Unlike the real Thugee this cult does not select its targets though an elaborate system of omen-reading. Instead they use purely pragmatic criteria for selecting victims. Their newfound faith and

techniques cannot cover over their lowly origins.

Cult Environs

The cult does not maintain a central base of operations. When in their “normal” lives the cult members dwell and work in small shops. When on the road they stay in cheap hotels and boarding houses.

Cult Encounters

Though it would be convenient cult members do not wander around in Indian turbans with necklaces of human skulls around their necks. They dress conservatively, either in the well-tended clothes of a factory worker or the middle of the road shirt and jacket of successful businessmen. They present a friendly, even cooperative, face until they lull the target.

When the target feels perfectly safe they strike. One member attempts a choking attack from the rear while at least one other distracts the target by pummeling him. If the target breaks free the thugs flee by the fastest possible route.

Characters

Any campaign involving the Thugee cult of personality might encounter the following characters:

Duncan Turnbull aka William Sleeman (Male Human Charismatic 10): Mr. Sleeman openly immigrated to the United States in 1896, bringing with him an active import business specializing in fine artifacts from around the world. His constant supply and cheap prices made him an instant favorite with the cash conscious but status climbing upper-middle class and criminal elements. The more established old money families continued to use their own dealers. Within a year he built up four cells, and has since established another dozen scattered throughout the states. He then hires pawn-brokers and locals to pick up the stolen goods and sells the loot in cities far away from where they were first nicked.

In person Duncan’s almost hypnotic voice and aura of confidence lure people into a hazy daze

from which they emerge after several hours. His flashing dark eyes and sardonic wit put even the most hardened investigators at ease, even when he directs his mockery towards them. Connections in the upper reaches of government and society prevent any serious investigation of his activities, even if he were revealed as a Thugee strangler.

Jericho Ameer (Male Human Charismatic 4): Jericho came to this country poor, tired, and sick. His “uncle” Mr. Sleeman took him in, gave him a job, and eventually elevated him to a position of respect. Now Jericho runs a cell in Cleveland Ohio. His mostly Polish and Eastern European cell hunts in Chicago, Toledo, and occasionally Philadelphia.

Miriam (Female Human Dedicated 2): Miriam came to the United States with her husband. Now he runs a small business in New York, refitting rich-men’s shoes. Though she does not like the way they look at her, she does appreciate how much money her clients lay down when they come into the back room for fittings. However she has become very concerned about her husband. His constant black moods get even worse after he comes back from his visits to Chicago or New York in search of good shoe leather. She has started to ask the other local wives for help and may eventually go to the local parish priest even though she is Muslim.

Adventure Seeds and Plot Hooks

The cult of personality could easily become a main campaign villain. Cleaning out a cell could take an entire adventure; defeating Duncan himself would tax even the most psychopathic adventurers.

1. The characters encounter a Thugee group while traveling between two other adventure sites. The Thugee attack them in the middle of the night, leaving one or more of the character’s in critical condition. This brutal introduction to the Thugee could spark a long (or short) set of adventures in which our heroes search out their foes, only to discover they have

vanished back into the darkness.

2. One of the character’s long-standing friends dies while on a business trip. Some time later, in another part of the US, the character’s see a signature item (e.g. a unique engraved pen or broach) for sale in a pawn shop window. The shop owner is not a cult member but he bought the item in a lot from Sleeman Imports.
3. The characters begin to do business with Mr. Sleeman or one of his representatives, selling items of dubious providence to the importer in return for good cash. Eventually a crusading police officer comes to speak with them, inquiring about their activities. The officer’s investigation, though brushing up against the characters’ activities, really focuses on Sleeman’s import/export business and its connection to a small ring of murderers the policeman uncovered.



THE THUGEE: ANCIENT SURVIVORS

The body of knowledge called Thugee supposedly came as a revelation from the goddess Kali. She gave her chosen people the right and obligation to murder, knowledge of how to do so safely, and the ability to read omens which would guide them to suitable targets. Such knowledge should have protected them from a mundane extermination campaign, even one launched by the much lauded British Rajah.

Divine knowledge did indeed protect this version of the Thugee survivors. In fact, Mr. Sleeman's campaign successfully destroyed the heretics and unbelievers who infested their cult over the centuries. With the detritus gone the chosen ones can now renew their vows in secrecy.

Descriptors:

Ancient Occasional Opponent (3 Descriptors):

Centered, Murderous, Prideful*

*Required by Ancient designation

Attributes:

Hit Points: 4,000

Force: 18 (+4)

Response: 12 (+1)

Resources: 18 (+4)

Information: 14 (+2)

Occult: 20 (+5)

Influence: 10 (+0)

Skills: Decipher Script (Occ) +12, Disguise (Inf) +10, Forgery (Info) +16, Knowledge (Arcane Lore) (Occ) +19, Search (For) +18

Feats: Artifact, Covert, Fanatical Loyalty, Library (Arcane Lore), Secure Base

Descriptor Modifiers: Organization cannot hide its size. It heals damage at twice the normal rate, Organization operatives' add its Force modifier bonus to their Intimidate skill checks, +2 to Occult checks

Quick Description

Kali saved the families of the current Thugee from the maelstrom ignited by Mr. Sleeman in his one-man quest to make India more European. In awe

and celebration they worship her in the way she commanded: each man murdering one stranger each year and each woman maintaining the façade of an ordinary life. The Thugee High Priest comes from the family who received Kali's vision in 1820. The other cult members obey without question or hesitation.

Extended Description

In the beginning Black Kali chose from among the people those who could worship her as she desired. To these men she taught the art of reading omens, the skills of the strangling cord, and the words which none other could hear. Her chosen children did as their goddess commanded and all was good.

Over thousands of years, though, her children lost their way. Many fell into decadent practices, murdering without recourse to the proper rituals. They lost the knowledge of true omens, instead taking every turn of a leaf or sudden shower as a sign from the goddess herself. Some became no better than common thieves, killing for their own glory rather than the goddesses.

Eventually Black Kali stretched forth her hands. With one taloned fist she grasped an Englishman's heart. With another she smote the pretender's minds, making them blind to their oaths of loyalty. With a third she opened the eyes of the last remaining man of faith. To this last man she gave a list of names; the names of Thugee who might be brought to see the light.

As the Englishman slaughtered his way through the false Thugee, the faithful man (named Dhuliji Lahiri) raced ahead to save those who the goddess named. He drew the faithful into the deep jungle where they lived in a small village while the fires burned out.

The Thugee emerged from seclusion once the British turned their attention to other matters. Mr. Lahiri caused them to scatter throughout the country under an injunction to commit no crimes for the next decade. They established new identities, business, and families. Some emigrated to Europe; others stayed in their homeland or went

east to the Americas.

In 1860 the Thugee resumed their murderous ways. Quietly, in groups of no more than thirty, they gathered to hear Lahiri's instructions. Once properly motivated they stalked the roadways, selecting targets using the ancient omens and murdering them in the old ways.

Three generations of strangers have come into the business since those fateful first days. The group maintains its emotional fervor and discipline, though some of the fourth generation may fall to greed's temptation. After all, each strangler group possesses the accumulated wealth of thousands of victims; a fat target for an ambitious man.

In order to avoid the failure of the first cults, the High Priest maintains iron control over group activities. He declares the hunts, disposes of the loot, and determines who will advance or fall from grace. The later sentence carries with it deadly repercussions. After all, those who turn against the goddess cannot be allowed to live.

The Thugee communicate among themselves using a variation on the language spoken by the fallen cult. They also send messages, even telegrams, in this elaborate code.

Cult Members

All members of the ancient survivors come from the families who survived Sleeman's purge. Each proudly traces their lineage back to a single man chosen by the goddess herself for deliverance.

In the intervening decades the cult's spread from its mountain fastness has necessitated some thinning of the chosen bloodlines. Once a thug moves out into the world the High Priest expects him to marry local and raise his family as a part of the growing cult. Females must petition the High Priest for permission to marry; males may marry whomever their father selects for them.

The High Priest also chooses and sends a local group's leader from among the members of his family. This allows him to retain central control

and maintains orthodoxy. It also angers many of the younger thugs, especially those who live in the United States or Europe.

Cult Environs

Cult members do not jeopardize their cover by storing cult materials in their homes. A home invasion or legitimate search of such a place will turn up nothing of importance.

However, the local cult members all pay to support a small, secluded shrine to Kali. The shrine will always be at least thirty miles from any cult member's home. Here they gather once a season to receive messages from the grand temple and the High Priest, to perform their secret rituals, and to bask in Kali's glory. Failure to attend a meeting results in the local leader disciplining the member either by verbal reprimand or by killing one of his family members.

The local shrines communicate with the main shrine in India via special couriers. These couriers carry messages to the shrines, leaving them at times when no cult member is in attendance. Each courier receives extensive training in subterfuge and conditioning to resist questioning. Should he be captured he will try to destroy his messages before ending his own life.

The Thugee built their primary temple on the site of the village Kali revealed to them. Isolated by jungle and mountains, it functions as an impenetrable fortress for them to retreat into in times of need. The lavish temple itself houses almost one hundred thugs; the village supports another three hundred. The couriers and local leaders come from the families living in the temple, so as to insure their loyalty to the higher cause.

Cult Encounters

The ancient survivors engage in ritual murder rather than whole-sale banditry. They use the same tactics as the historical Thugee (strangulation and mass attacks from surprise) and make liberal use of their ability to bluff and confuse targets.



Characters

Any campaign involving the ancient survivors should include some or all of the following characters:

Dhuliji Lahiri (Male Human Fast 4/Dedicated 4/Charismatic 6): The now ancient Dhuliji Lahiri still presides over the reformed Thugee cult from the jungle-bound temple in India. He communes with his goddess daily, though he does not always share the results of his visions. His withered frame and lank white hair speak to the decades of his service to his goddess. The immense strength with which he can turn a strangling cord manifestly demonstrates her favor. The other thugs worship him almost as much as they do their goddess.

James Sinha (Male Human Strong 2): James grew up in New York City. He played with men who now make their livings as gangsters, confidence men, shop keepers, and factory workers

as a boy. As a man, the contract between their growing wealth and his cult mandated simple lifestyle galls him. Why should a strapping young man like himself, blessed with good looks and the wits God gave a man, live in poverty while sending riches to some old man back in the old country? His questions resonate with the new generation of Thugee even as their elders try to teach them the ways of the cord and pick-axe.

Ajita Lahiri (Female Human Charismatic 6): Even though mocha-skinned Ajita comes from the direct line of the High Priest she cannot inherit a position of power in the cult. By tradition she should have married, settled down, and built a cover identity for some local cult leader. Instead the smoky-eyed beauty talked her father into making her a courier. So she travels the world, amusing her self with the businessmen

she meets, and delivers messages to out of the way towns where she cannot show her face. Fortunately her skills as disguise and deception match her arresting looks and charm.

Adventure Seeds and Plot Hooks

The ancient survivors might become a major campaign villain but they work best as a shadowy threat. Characters encountering them might not even realize they are anything more than a slightly exotic street gang. Only later, when the cult plays its hand, should they begin to realize it might be even more sinister than they initially imagined.

Some examples of this kind of story include:

1. Low level characters operating in New York (or another large city) might encounter James Sinha as he breaks away from the main Thugee cult. His group of young,

dissatisfied thugs apply their murderous methods to local crime. Just as the characters close in on them, the elder thugs remove the younger entirely, leaving behind their strangled bodies and a vast sum of money as reparation.

2. One of the male characters might encounter Ajita during her travels. Their interlude together at first seems like a throw-away scene. A little later, the character finds himself under attack by assassins of Indian descent. It turns out the High Priest is well aware of his daughters activities and prefers to “silence” men she spends time with.
3. In a game with some occult overtones the characters may become involved with one of the ritual murders. After all, the Thugee murder as a form of worship, an act which could call forth dark powers. Occult investigators might be dragged from murder site to murder site until they eventually uncover the cult’s methods of operations.
4. The cult kidnaps one of the characters’ close friends or family members (usually a beautiful woman or girl) as a special sacrifice. In order to get her back the characters can race the kidnappers, fail to catch them at a port, and then travel to India in order to save her before the time of sacrifice. Eventually they wind up trekking through the jungle and storming the main temple.

THE THUGEE: INSURGENT FIGHTERS

Historically the Thugee avoid direct interference in politics. However, the British intrusion of their morality into Indian affairs inevitably lead to a backlash against them. In this case, even though the Thugee themselves vanished a number of patriotic men recreated the cult with the expressed purpose of driving the British from the sub-continent.

These thugs use the old methods of deception and strangulation to rid their homeland of the oppressive outsiders. Their carefully target murders serve to destabilize and terrify the foreign population. The British respond by increasing their security and applying even more pressure, leading to an ever escalating cycle of violence from which neither side will back down.

Descriptors:

Modern Occasional Opponent (3 Descriptors):

Indian, Intimidation, Murder*

*Required by Modern designation

Attributes:

Hit Points: 5,000

Force: 20 (+5)

Response: 14 (+2)

Resources: 10 (+0)

Information: 16 (+3)

Occult: 10 (+0)

Influence: 12 (+1)

Skills: Decipher Script (Info) +11, Demolitions (Resp) +10, Disguise (Resp) +10, Forgery (Info) +11, Gather Information (For) +13, Knowledge (Civics) (Infl) +9, Knowledge (Tactics) (For) +13, Search (For) +13

Feats: Arsenal, Emergency Response, Fanatical Loyalty, Widely Known

Descriptor Modifiers: Organization reduces time of Knowledge (Behavioral Sciences) and Search by 1/2, Organization operatives’ add its Influence modifier bonus to their Gather Information skill checks, Organization operatives’ add its Force modifier bonus to their Intimidate skill checks

Quick Description

A nationalist Indian cult that masks political ambitions under the cover of a famous belief system. They use the fear of the Thugee and carefully executed assassinations to achieve their goals.

Extended Description

Mr. Sleeman unleashed a tide of change when he destroyed the Thugee. His obsession catalyzed a shift in British policy from accommodation and trade to outright political and military domination. The Indian Rajah responded in a typically incoherent fashion. Some capitulated, others accommodated, a rare few resisted but quickly fell to the superior coordination and firepower brought to bear on them.



The duty of resistance therefore fell to the common men. Indians of many castes decried their domination by outsiders with no respect for their ancient ways. Most simply complained. A few took up arms, leading doomed rebellions. The smartest reached back into recent history for inspiration.

This inspiration came in the form of several popular novels released in Britain during and after Mr. Sleeman's efforts. They detailed a complicated, dangerous secret cult with brutally effective methods. These murderers slaughtered Indians by the thousands for centuries without being discovered. Their methods, properly updated, would undoubtedly work just as well in the modern world.

From this initial idea sprang one of the most effective resistance and terrorist organizations ever imagined. Operatives working in coordinated teams began a wholesale slaughter of British officials and foreign civilians. The murders used the strangling cords and spoke in gibberish, but only as a smoke screen to cover the modern methods of mayhem they espoused. Many openly admitted their membership, using the terror inspired by the popular history to force otherwise

unwilling collaborators into the fold.

By the turn of the century this highly organized society of killers works on a steady agenda. They assault government officials, civilian contractors, and travelers in large numbers. Captured operatives are murdered in their prison cells, left dangling from the ceiling on yellow silk scarves. Local community members who talk to the authorities usually vanish, or suffer in anguish as some beloved family member vanishes in their place.

The thugee network fuels its efforts with robbery and murder for hire. The surprisingly public contacts flaunt their affiliations, selling stolen good almost openly though away from the British Rajah's military force. Most of these public contacts truly know little of the organization; they receive their funds and pass messages though dead drops of various sorts.

Cult Members

The modern insurgency gets its members from those who wish to overthrow the British rule of India. Anarchists, communist, patriots, and psychotics all find a place among them. They come from many castes and places, bound together in common cause.

The insurgency members never engage in their crimes near their own homes. Taking a page from the thugs old techniques, they always travel a considerable distance before executing a mission. This distance helps to shield them from detection, as well as making it more difficult to trace them if they somehow get caught.

When home they maintain a façade of normal activity. Almost all of the “cultists” work as seasonal laborers, giving them an excuse to travel frequently and maintain a low-profile lifestyle suitable to their needs. Most do not have families, as the risks they take exacts a heavy toll on their time and livelihoods.

The insurgency leadership works at a fever pitch. Most have abandoned their ordinary lives, instead choosing to live in secluded jungle villages. From these locations they send out tactical leaders who “activate” a local group then lead it to its target.

Cult Environs

The cult can strike anywhere. Unlike the real Thugee, they engage in mass assaults and direct attacks, though they also use the tried and true ruses that made the Thugee so famous.

The individual members live simply, usually in single room huts in the slums surrounding large cities. The command lives just as meanly but stays in isolated jungle villages where the authorities rarely venture. These villages hold no more than forty men and a handful of women kept on for their services.

Cult Encounters

Characters can encounter this group in one of three ways: as a screaming horde of insurgents, as traditional thugee, and as assassins in the night.

The insurgent thugee operations involve large groups of semi-literate Indians whipped into a pseudo-religious frenzy. A single thugee leader uses religious iconography and hokey rituals to convince a large group of angry men that they are Kali’s chosen. After a suitable period the leader unleashes this mob in an orgy of violence directed

at any foreigners in the area. He then vanishes back into the jungles until he reappears somewhere else to start the cycle all over again.

Traditional thugee thievery supports this cycle with both funds and materials. Bands of operatives wander India’s lonely back-country roads looking for travelers to waylay. They prefer to target Europeans but will happily murder natives as well. These operatives use the traditional methods but supplement them with firearms, chemical weapons, and explosives.

The assassins also adopt modern methods but with a far more lethal intent. These thugee come out of the jungle and usually strike under the cover of a screaming horde. As the authorities try to deal with the chaos caused by a sudden uprising the assassins sneak in and strike with surgical skill. They murder leaders, plant false documents, destroy hardened targets, and generally wreak havoc in the government infrastructure. These thugee also take responsibility for murdering any captured operatives and will commit suicide rather than accept capture.

Characters

Encounters with the modern insurgents could involve any one of the following characters:

Devendara Pattanayak (Human Male Tough 3):

By day ebon-skinned Devendara works in a stone quarry, cutting out stone blocks that will eventually become tables and sculptures for the British authorities. At night he engages in wrestling matches and other sports in an attempt to work out his frustrations. He also attends meetings of an ancient society, the cult of the Thugee, where a masked priest leads the congregation in chanting and prayers to the goddess Kali. When the time comes he will take up the strangler’s noose and help set things right. Fortunately the time will come soon.

Boli Verma (Human Male Charismatic 6): Soft spoken and intense, Boli easily passes himself off as a deal in rare goods and occasional middleman for individuals in search of an elegant beauty for

the evening. His soft voice becomes strident, even commanding, when it issues from behind the elaborate mask he wears at the secret meetings. There he allows his oratory skills free reign, cajoling and inflaming the simple men who come to hear him speak. When the time is right he will unleash his hounds then disappear back into the jungle from whence he came.

Hidhan Nagchaudhuri (Human Male Fast 8/Infiltrator 4): Working as a house servant, especially one skilled in the fine art of being unobtrusive, allows Hidhan to scout out his targets long before the covering riots begin. His precise English and gentle manners put the targets at their ease while his keen mind plans out the details of their demise. His only weakness is his addiction to challenge; he cannot resist a little extra fun while on the way out from an assignment.

Adventure Seeds and Plot Hooks

Although masquerading as a religious organization the modern insurgents are nothing more than anarchists and provocateurs. Characters might encounter them in any of the following ways:

1. They could simply stumble across one of the meetings or a hidden village. The thugs immediately respond with lethal force, even before the characters discover anything. Characters being what they are they will probably escape, leading to an escalating series of dramatic encounters culminating in the destruction of one or both groups.
2. The characters take a contract to protect a British magistrate as he travels from one Indian province to another. Naturally the thugs attack, leading to a long chase sequence through jungles and mountains and a dramatic last minute rescue.

3. Characters engaged in other business wake up to find the city burning down with them in it. Mobs screaming “Kali, Kali, Kali” race around, dragging foreigners out of their beds and strangling them in public. The characters can choose to cower like beaten dogs or attempt to stop the madness. Meanwhile a group of assassins cuts through the government quarter like a bad wind, leaving bodies and fires in their wake.



THUGEE FEATS AND F/X

The Thugee, in all of their incarnations, rely on stealth and subterfuge to carry out their nefarious purposes. Their success, or failure, depends on split second timing and the ability to communicate with one another secretly using plain language.

Some of the cult's incarnations possess additional, dangerous powers conferred upon them by their goddess. These powers, represented as F/X in d20 Modern, enhance their ability to detect prey and elude capture.

NEW FEATS

All versions of the Thugee and similar cults might grant their followers access to several special feats described below.

Cant

You can speak and read a secret or forbidden language.

Prerequisite: None

Benefit: When you select this feat you select one cult or occult society. You can communicate with other members of the cult who also have this feat using a secret language that others do not know. Those overhearing your conversation cannot decipher it, though they may record it for later decoding. Decoding a conversation requires a Decipher Script skill check (DC 25).

Special: You must be a member of the cult whose cant you wish to select.

Coordinated Strike

You can coordinate your sneak attacks with others who have the same gift.

Prerequisite: Evasion

Benefit: When two or more characters with this feat attack the same target they are always considered to be flanking even if they are not directly opposite one another.

Normal: The ability to perform a sneak attack is

evaluated on an attacker by attacker basis.

Special: A Fast Hero may select Coordinated Strike as one of his bonus feats.

From Behind

When your target is completely unaware of your presence you can strike deadly blows.

Prerequisite: Stealthy

Benefit: You gain a +1 bonus to attack and a bonus equal to your Intelligence modifier to damage when making a melee attack against a target during the surprise round.

Special: A Fast Hero may select Coordinated Strike as one of his bonus feats.

Knee and Cord

You have mastered the art of strangling.

Prerequisite: +3 base attack bonus

Benefit: When you succeed in a grappling attack and use a strangling cord you automatically inflict an additional +1d6 damage.

Reading

You know the tells separating marks from hawks.

Prerequisite: Wis 13+

Benefit: As a standard action select one target within visual range. You and the target make a contested Diplomacy vs. Bluff check. If you succeed you may ascertain one of the following pieces of information: the target's CR, his skills, one skill rank of your choice, or one of his attributes. This ability does not allow you to determine the target's special attacks or special qualities.

Special: A Charismatic Hero may select Reading as one of his bonus feats.

THUGEE F/X

Faithful Thugee can, at the Games Master's option, become Acolytes. The goddess Kali grants her Acolytes the following additional spells: Hand of the Goddess and Ritual Dedication.

Hand of the Goddess

Conjuration

Level: Acolyte 3; **Components:** V, S, M; **Casting Time:** Attack action; **Range:** Touch; **Target:** One creature; **Duration:** 1 round/level; **Saving Throw:** Will negates; **Spell Resistance:** Yes

When an acolyte invokes the *hand of the goddess* he calls upon Kali's own might to assist him in his attack. Any one medium size or smaller target he touches (with a touch attack) within a number of rounds equal to his acolyte level enters into a grappling contest with an invisible foe. The foe possesses unlimited hit points, a base attack bonus equal to the acolytes, and Strength equal to the acolytes level + his Wisdom. The two continue to grapple until the spell's duration elapses.

Ritual Dedication

Illusion

Level: Acolyte 2; **Components:** V, S, M; **Casting Time:** 1 hour; **Range:** Touch; **Area:** 30 ft. emanation from touched point; **Duration:** Permanent; **Saving Throw:** None; **Spell Resistance:** No

Kali gives her servants the ability to conceal their crimes. The ritual dedication creates a subtle illusion, serving to turn aside those who would discover the murders committed by her devotees. After slaughtering his targets the acolyte must pray for Kali's blessing for one hour.

Once complete, the spell creates an illusion which masks the crime's traces. Increase the DC of any Investigation, Research, or Search skill check to investigate the crime by the acolyte's Wisdom modifier. Spells and psionic abilities attempting to probe the action fail if the caster fails to beat a DC equal to the acolyte's level +10 on a caster level check.

SAMPLE CHARACTERS

The following characters appear in the Thug cults.

Thug (Human Charismatic Hero 1/Fast Hero 1): CR 2; Medium human; HD 1d6+2 plus 1d8+2; hp: 11; Mas 14; Init +0; Spd 30 ft.; Defense 13, touch 13, flat-footed 13; BAB: +0; Grap +1; Atk +1 melee garrote grapple (1d4+1); Full Atk +1 melee garrote grapple (1d4+1); FS 5 ft. by 5 ft.; Reach 5 ft.; AL LE; SV Fort +3, Ref +2, Will +0; AP 1; Rep 2; Str 12, Dex 10, Con 14, Int 9, Wis 11, Cha 13

Skills: Bluff +8, Diplomacy +6, Disguise +7, Gather Information +5, Move Silently +4, Perform (any one) +5, Profession +4

Feats: Cant, Deceptive

Talents (Charismatic): Fast Talk

Talents (Fast): Evasion

Possessions: Garrote, normal clothes

A lowly beginning thug does not yet understand the subtle art of strangulation or the skills used by his betters to select their marks. His role is to work under the direction of more experienced murderers, slowly building his skills until he can one day wield the noose himself. To that end he cultivates the art of deception and studies the methods employed by his betters.

Thugs are the lowest rank in all four of the Thugee cults described in Chapter 1. They will run away rather than fight an armed and aware opponent.

**Thug Strangler (Human Charismatic Hero 3/
Fast Hero 2):** CR 5; Medium human; HD 3d6+6
plus 2d8+4; hp: 27; Mas 14; Init +0; Spd 30 ft.;
Defense 15, touch 15, flat-footed 15; BAB: +3;
Grap +4; Atk +4 melee garrote grapple (1d4); Full
Atk +4 melee garrote grapple (1d4); FS 5 ft. by 5
ft.; Reach 5 ft.; AL LE; SV Fort +4, Ref +4, Will
+2; AP 1; Rep 2; Str 12, Dex 10, Con 14, Int 9, Wis
12, Cha 14

Skills: Bluff +13, Diplomacy +13, Disguise +10,
Gather Information +10, Hide +6, Move Silently
+6, Perform (any one) +8, Profession +7

Feats: Cant, Coordinated Attack, Deceptive,
Stealthy, Trustworthy

Talents (Charismatic): Fast Talk, Dazzle

Talents (Fast): Evasion

Possessions: garrote, normal clothes

When a Thug finally participates in enough murders he becomes a strangler. The stranglers act under the direction of the group leader, separating targets from the masses in order to murder them in a quick and effective fashion. Each strangler specializes in lulling his victim into a sense of security, then striking from surprise with the assistance of others.

The historical and ancient survival thugee will not attack unless there is one strangler and at least two thugs for each target. The other two cults, being less cautious in their evil, may attack with lesser odds.

Although a strangler is a respected member of the thug community he still has a long way to go in honing and developing his skills.

**Thug Leader (Human Charismatic Hero 5/Fast
Hero 4):** CR 8; Medium human;
HD 5d6+10 plus 4d8+8; hp: 42; Mas 14; Init +0;
Spd 40 ft.; Defense 17, touch 17, flat-footed 17;
BAB: +5; Grap +6; Atk +6 melee garrote grapple
(1d4+1); Full Atk +6 melee garrote grapple
(1d4+1); FS 5 ft. by 5 ft.; Reach 5 ft.; AL LE; SV
Fort +6, Ref +5, Will +5; AP 1; Rep 4; Str 12, Dex
10, Con 14, Int 9, Wis 13, Cha 14

Skills: Bluff +17, Diplomacy +17, Disguise +12,
Gather Information +12, Hide +10, Move Silently
+10, Perform (any one) +12, Profession +9

Feats: Cant, Coordinated Attack, Deceptive,
From Behind, Knee and Cord, Iron Will, Reading,
Stealthy, Trustworthy

Talents (Charismatic): Charm, Dazzle, Fast Talk

Talents (Fast): Evasion, Increase Speed

Possessions: garrote, normal clothes

The Thugee cell leaders mix deception and psychosis into a deadly brew. These charming killers can hold a polite conversation on nearly any topic, engage in intimacies, and then strangle their companion without hesitation. They watch over the stranglers and young thugs, guiding their charges in the ancient ways of the Thugee.

When not out murdering people the thug leader plays a vital role in his local community. His charisma and organizational skills make him a logical choice for official roles like local sheriff, judge, or even mayor. The leader will not break his cover while in normal life, though he will use whatever power he wields to thwart investigations into the Thugee.

Historically the average Thugee leader did not prove to be very loyal. When confronted with their crimes he agreed to cooperate in return for a pardon or reduced sentence. It seems that the kind of man who can murder without compunction might not possess the highest moral or ethical qualities.

**Acolyte of Kali (Human Charismatic Hero 2/
Dedicated Hero 3/Acolyte 5):** CR 10; Medium
human; HD 2d6+2 plus 3d6+3 plus 5d8+5; hp: 45;
Mas 13; Init +0; Spd 30 ft.;

Defense 16, touch 16, flat-footed 16; BAB: +6;
Grap +7; Atk +7 melee garrote grapple (1d4+1);
Full Atk +7/+1 melee garrote grapple (1d4+1); FS
5 ft. by 5 ft.; Reach 5 ft.;
SQ Divine skills, divine spells, rebuke undead,
combat casting; AL LE; SV Fort +9, Ref +4, Will
+8; AP 1; Rep 6; Str 12, Dex 10, Con 13, Int 10,
Wis 14, Cha 14

Acolyte Spells Prepared (5/5/4/2, save DC 12+
spell level): 0 – *detect magical aura* x2, *read magic*
x2, *virtue*; 1st – *command* x2, *cure light wounds*,
shield of faith x2; 2nd – *augury*, *hand of the*
goddess x2, *ritual dedication*; 3rd – *animate dead*,
bestow curse

Skills: Bluff +9, Concentration +9, Diplomacy
+9, Disguise +4, Gather Information +9, Handle
Animal +7, Knowledge (arcane lore) +8,
Knowledge
(theology and
philosophy)
+8, Listen
+8, Perform
+7, Read/
Write (Hindi,
Sanskrit),
Sense Motive
+6, Speak
Language
(Hindi,
Sanskrit),
Spellcraft +7

Feats:
Alertness,
Archaic
Weapon
Proficiency,
Cant,
Deceptive,
Educated,
Knee and
Cord,

Reading, Trustworthy, Educated

Talents (Charismatic): Fast Talk

Talents (Dedicated): Empathy, Improved Aid
Another

Possessions: ceremonial robes, garrote, holy
symbol

Historically, the leaders of the Thugee
demonstrated many skills including the ability to
hide up to ten thousand murders a year. However,
in the pulps the greatest of the Thugee wield an
even more sinister power: magic itself. They use
the secrets taught them by Black Kali to hide their
crimes and dominate anyone in their way.

An acolyte of kali does not go on the long murder
pilgrimages. Instead he squats in a hidden temple,
issuing orders to the thugs under his command.



CHAPTER TEN:

RANDOM ADVENTURE GENERATOR

The pages that follow feature a series of tables which can be used by a GM to randomly generate the outline of an adventure, from plot, to locations, to action scenes, and more. It is based on a Master Plot Formula that was used by Lester Dent, the creator of Doc Savage. The italicized sections are quotations directly from Dent's formula.

Dent advocated the division of a pulp story into four sections, which we'll call Acts. He then broke each Act down into the elements that he felt were necessary to feature within that section.

Our random adventure generator will work the same way. For each section, there will be a number of variables which a GM can determine via the tables presented, and when completed, the generator will create a full outline of the adventure, ready to be fleshed out with statted NPCs, and waiting for victims....er...I mean eager players.



Here's how it starts:

1. A DIFFERENT MURDER METHOD FOR VILLAIN TO USE

2. A DIFFERENT THING FOR VILLAIN TO BE SEEKING

3. A DIFFERENT LOCALE

4. A MENACE WHICH IS TO HANG LIKE A CLOUD OVER HERO

One of these DIFFERENT things would be nice, two better, three swell.

We'll combine these suggestions into three elements, which are determined before you start laying out the adventure itself. The three elements are:

1) The Villain

(who is it?)

2) The Fiendish Plot (what is the Villain doing?)

3) The main Location. (Where does this occur?)

Each element is arrived at by rolling on the tables that begin on the next page.

Table 1: The Villain

D% Roll	Result
01-04	Gangster
05-09	Occultist
10-13	Murderer
14-17	Supernatural Threat
18-21	Communist
22-25	Cult Leader
26-29	Ruler of Lost Civilization
30-33	Mad Scientist
34-37	Wicked Foreigner
38-41	Thief
42-45	Assassin
46-49	Femme Fatale
50-53	Crooked Cop
54-57	Dictator
58-61	Nazi
62-65	Business Magnate
66-69	Crime Lord
70-73	Pirate
74-77	Anarchist
78-81	Society Swell
82-85	Crooked Politician
86-88	Alien Invader
89-93	Mastermind
94-97	Nemesis
98-00	Roll Twice and Combine

Gangster: One of the many members of organized crime gangs that plagued the period.

Occultist: A villain with an interest or skill in Occult matters (whether magic is real or fake is up to the GM).

Murderer: Someone who has killed another person--this individual may not have been a "Villain" prior to this event, and may not fit the classical villain modes--best used in murder mystery adventures.

Supernatural Threat: A ghost, a mummy, a vampire, etc. (The GM will have to determine whether or not the supernatural exists, or whether this is a "scooby doo" mystery)

Communist: Used almost interchangeably with

Nazis in latter pulps. An evil member of the International Communist Conspiracy, looking to subvert and conquer freedom-loving countries.

Cult Leader: The mad leader of a group of fanatics.

Ruler of Lost Civilization: Anything ranging from a descendant of Genghis Khan trying to re-assert the Mongol Horde, to a Witch Doctor who rules a hidden African Tribe.

Mad Scientist: "They called me Mad at the University!" They were right.

Wicked Foreigner: Historically speaking, these were almost always Oriental (q.v. *Fu Manchu*), but any foreign culture will do.

Thief: A villain who specializes in burglary and other forms of theft.

Assassin: An individual whose business is killing. Not a simple murderer, but a professional.

Femme Fatale: You knew she was trouble when you got a look at those gams....



Crooked Cop: A man who has turned his back on his oath to uphold the law.

Dictator: The power-hungry despotic ruler of a nation.

Nazi: Evil Fascist. The classic pulp villain. I hate these guys.

Business Magnate: Capitalist gone wrong.

Crime Lord: The ruler of a vast criminal empire, not necessarily connected to “classical” organized crime.

Pirate: One who steals from (and using) vehicles, whether on sea, land, or in the air.

Anarchist: Madman dedicated to the overthrow of civilization.

Society Swell: A member of the upper class, including the rich and famous.

Crooked Politician: Power-mad and sticking it to the little guy.

Alien Invader: Either the actual invaders themselves, or their earth-bound servant trying to bring about the invasion.

Mastermind: The pinnacle of the criminal class.

Nemesis: If the main hero (or team if there is no main hero) has a nemesis, they re-appear. If none exists, create one--a dark reflection of the the hero, Moriarty to Holmes...The Joker to Batman.

Roll Twice and Combine: GMs can either combine both rolls in a single villain, or feature more than one villain.



Table 2: The Fiendish Plot, Part 1

D% Roll	Result
01-04	Manipulate
05-09	Sell
10-13	Acquire
14-17	Kill
18-21	Control
22-25	Steal
26-29	Create
30-33	Hunt
34-37	Terrorize
38-41	Infiltrate
42-45	Overthrow
46-49	Obliterate
50-53	Ransom
54-57	Blackmail
58-61	Hijack
62-65	Bomb
66-69	Smuggle
70-73	Murder
74-77	Rob
78-81	Attack
82-85	Rule
86-88	Take
89-93	Destroy
94-97	Extort
98-00	Roll Twice and Combine

Table 3: The Fiendish Plot, Part 2

D% Roll	Result
01-04	Monster
05-09	Building
10-13	People
14-17	A Country
18-21	Treasure
22-25	An Enemy
26-29	An Object
30-33	An Invention
34-37	A Woman
38-41	A Man
42-45	The Hero (or team)
46-49	Money
50-53	A City
54-57	The World
58-61	A Vehicle
62-65	A Business
66-69	A Lost World
70-73	Jewels
74-77	A Ruler
78-81	Someone famous
82-85	A rival
86-88	The Law
89-93	Innocent Victims
94-97	Hero's Friends or Family
98-00	Roll Twice and Combine

To determine the Fiendish Plot, roll once on Table 2 and once on Table 3, and combine the results. A result of 98-00 on either table can be interpreted as either a second roll on both tables, or just one, as the GM sees fit.

For example: A roll of 16 and 44 would yield the result: "Kill The Hero." The villain has decided that his plans would work much better without the hero in the way. A roll of 48 and 67 would generate: "Obliterate A Lost World." The villain has decided to destroy a hidden island or secret city. Why?

On occasion, the rolls may not make sense. ("Bomb Jewels," for example) The GM is encouraged to think the result through anyway. The pulps, after

all, were known for bizarre stories. Perhaps the villain plans to build a bomb using diamonds, the hardest substance known to man? What for?



Table 4: Main Location

D% Roll	Result
01-04	City: The Docks
05-09	Far-off Jungle
10-13	Asian Country
14-17	European Country
18-21	Third-World Country
22-25	City: slums
26-29	City: Chinatown
30-33	Desert
34-37	At Sea
38-41	Lost City
42-45	Secret Base
46-49	City: Entertainment District
50-53	City: Warehouses
54-57	In the Air
58-61	City: Tenderloin District
62-65	Farmland
66-69	Forest
70-73	Another City
74-77	Cross-country (train, etc)
78-81	City: University
82-85	City: Government
86-88	City: Museums
89-93	City: Skyscrapers
94-97	Arctic/Antarctic
98-00	Roll Twice and Combine



The assumption made on this table is that the GM is playing a generic Hero Pulp campaign, where the PCs are based in a big city (usually New York). Pulp campaigns set elsewhere (Lost Worlds, etc.) should have locations determined by the GM.

EXAMPLE OF ADVENTURE SET-UP:

Rolling for all three elements, I get:

- 63: Business Magnate
- 87, 16: Take A Country
- 38: Lost City.

Thinking about it for a moment, I come up with an idea for a William Randolph Hearst-style tycoon, who is trying to take over a small, oil-rich desert

nation, looking for an artifact in a Lost City in the desert sands to do it! He's looking for the fabled Scimitar of Al-Azif, and if he finds it, he will have a legitimate claim to the throne of Qurania! If he gains control over the country, its people are doomed to a life of slavery...can the heroes stop him?

ANOTHER EXAMPLE:

Rolling for all three elements, I get:

00: Roll Twice and Combine. I get a 85, 22, which gives me Crooked Politician and Cult Leader, which I decide to combine into a single villain.

63, 81: Bomb Someone Famous

47: City: Entertainment District

Wow--this is a juicy one! This one unfolds in my mind, giving me the idea of a District Attorney who is secretly the head of a Cult called the Red Hand. The Red Hand has decided that America's troubles are due to their worship of false idols, and so have decided to plant a bomb at the gala premiere of a movie--which will wipe out most of the screen stars of the time, who will be in attendance.

THE FIRST ACT

Now that you've got the set-up, we move to the first act of the adventure. Let's see what Lester Dent has to say about the first act:

First line, or as near thereto as possible, introduce the hero and swat him with a fistful of trouble.

We'll call this the hook--what gets the PCs involved. We'll have a table for that.

Introduce ALL the other characters as soon as possible. Bring them on in action.

For this, we'll move to another table which will give us the supporting characters that will feature in the adventure.

Hero's endeavours land him in an actual physical conflict

Now we get to the good stuff. We'll create the first action sequence, using a table designed specifically for that.

Near the end of first 1500 words, there is a complete surprise twist in the plot development.

And to mark the end of the act, we add a twist in the plot which spins us into the second act. You guessed it, we've got a plot twist table.




Table 5: The Hook

D% Roll	Result
01-11	Solicitation
12-20	Dead Body
21-30	Disaster
31-42	Attack
43-56	Bizarre Occurance
57-65	News
66-77	Friend in Need
78-90	Up To Our Necks
91-96	Roll Twice
97-00	Other

Solicitation: The simplest of plot hooks--an NPC (unknown to the characters) comes to the characters and asks for their help.

Dead Body: The characters encounter a corpse, which has some clue on it regarding the Fiendish Plot.

Disaster: A horrible disaster occurs, somehow related to the Fiendish Plot, and draws the character's attention.

Attack: An attack occurs (on someone other than the characters), somehow related to the Fiendish Plot.

Bizarre Occurance: A strange, inexplicable event happens, somehow related to the Fiendish Plot. In the tradition of the pulps, the more outlandish and bizarre, the better---an early test of the Villain's new ray cannon, for example, turns the sky over the city a brilliant green for 10 minutes at Noon.

News: The characters read a story in the paper, or hear a story on the radio, that is related to the Fiendish Plot.

Friend in Need: Similar to the Solicitation hook, except that the NPC is a friend of the characters. The NPC comes to the characters for help.

Up To Our Necks: In media res: The characters are involved in the plot from the starting gun. They are attacked, or implicated in a crime, or the victim of a theft, or somehow made to suffer in a manner that is directly related to the Fiendish Plot.

Roll Twice: Roll twice on the Hook Table, and combine the results.

Other: A Hook not represented on this table, created by the GM.



Table 6: Supporting Characters

D% Roll	Descriptor	Descriptor	Type
01-04	Big	Neat	Entertainer
05-09	Ugly	Unlucky	Pilot
10-13	Shifty	Menacing	Soldier
14-17	Secretive	Weak-willed	Politician
18-21	Strong	Foreign	Contact
22-25	Small	Rich	Business Owner
26-29	Trustworthy	Small-time	Guide
30-33	Helpless	Ambitious	Servant
34-37	Quirky	Skilled	Socialite
38-41	Troublesome	Helpful	Scientist
42-45	Smart	Feisty	Doctor
46-49	Charming	Wild	Criminal
50-53	Strong-willed	All-American	Investigator
54-57	Famous	Hard-boiled	Spouse
58-61	Sloppy	Distinctive	Expert
62-65	Dense	Professional	Informant
66-69	Cold	Young	Vehicle Operator
70-73	Impulsive	Violent	Thug
74-77	Clumsy	Urban	Fanatic
78-81	Lucky	Amateur	Academician
82-85	Dangerous	Old	Assistant
86-88	Agile	Native	Worker
89-93	Beautiful	Evil	Henchman
94-97	Weak	Odd	Occultist
98-00	Talented	Ordinary	Kid

The above table gives you the featured supporting characters for the adventure. Note that unless otherwise specified, featured characters are always Heroic characters, rather than Ordinary.

First roll 2d4 for the number of featured supporting characters that will appear in the adventure. Then, for each character, roll three times on Table 6. This will give you two descriptors and a type, which will give you a concept for the NPC. Then, using the standard modern D20 rules, generate the NPC's stats.

EXAMPLES:

I need the featured supporting characters for an adventure. I roll for the number of supporting characters and get a 3.

For the first Supporting Character, I roll three percentile rolls, and get: 58, 94, 61, which gives me a "Sloppy, Odd Expert." I envision an unkempt inventor of strange devices...someone who can help the characters, if they can get past his strangeness.

For the second Supporting Character, I roll a 00, 72, and 06, which gives me a "Talented, Violent Pilot." Even though this does not specify that this character is the villain's henchman, I decide that the idea of a bloodthirsty air ace is just too perfect a henchman to ignore.

For the last Supporting Character, I roll a 18, 52, and 66, which results in a "Strong, All-American Vehicle Operator," who I decide will be a pilot and owner of a small cargo airline, who is being victimized by the villain and his henchman.

Table 7: Action Sequence Type

D20 Roll	Result
1-4	Chase, foot or mount
5-10	Chase, vehicle
11-14	Fight, unarmed
15-20	Fight, Armed

Every action sequence is comprised of four elements: Type, Participants, Setting, and Complications. Using the provided tables, roll a d20, check the result, and assemble your action sequence!

The results are fairly self-explanatory, with the exception of the Complications:

Bystanders: The action sequence will feature non-participants who will get in the way.

Environment: The environment in which the sequence occurs causes difficulties (examples include rain, dangerous surroundings, hazardous conditions). All combatants should be taking penalties on their actions due to this.

Props: The sequence features elements of the setting which can be used by the participants during the sequence (examples would include metal rods at a foundry, or trash cans in a street chase, etc.).

New Sequence: The original action sequence will lead immediately into another sequence--re-roll this new sequence from the beginning. It is possible to have a linked chain of multiple sequences!

**Table 8: Action Sequence Participants**

D20 Roll	Result
1-6	Few (1-2 per PC)
7-15	Some (3-4 per PC)
16-20	Lots (5+ per PC)

Table 9: Action Sequence Setting

D20 Roll	Result
1	Nautical setting (ship, docks, etc.)
2	Natural Setting (park, jungle, etc.)
3	Rooftops
4	City Street
5	Residential Setting
6	Entertainment Setting (theatre, stadium, nightclub, etc.)
7	Church/temple/other religious
8	Business Setting (office, factory, warehouse, street market, etc.)
9	Transportational Setting (airport, train station, or even on trains or planes)
10	Educational (museum, college, etc.)
11	Civic setting (post office, city hall)
12	Slum or Rough neighborhood
13	"Middle of Nowhere"
14	Secret/hidden location
15	Headquarters (PCs or others)
16	Military setting (base, etc.)
17	Restaurant
18	Laboratory
19	Landmark
20	Unusual setting (underwater, in space, underground, etc.)

Table 10: Complications

D20 Roll	Result
1-5	Bystanders
6-10	Environment
11-15	Props
16-20	New Sequence

EXAMPLES:

Rolling on the Action Sequence Tables, I get: 9, 15, 13, 13. This gives me “Chase, vehicle”, “Some Participants,” “Middle of Nowhere” and “Props.” Mulling it over, I decide that the characters are going to be chased by three carloads of the villain’s minions along deserted back-country roads. There are numerous obstacles which will appear during the chase, which can be used to try to force the other drivers into crashing (fallen trees, slow-moving wagons, etc.).

Giving it another try, I roll 17, 6, 18, 10: “Fight, armed,” “Few Participants,” “Laboratory” and “Environment.” I decide that the PCs are going to be attacked by the Henchman and a handful of minions, while in an inventor’s lab. The place is filled with sparking electrical machinery, which will cause electrical damage to anyone falling into it!

For our last example, I roll 15, 17, 15, 20: “Fight, armed,” “Lots of Participants,” “Headquarters” and “New Sequence.” Rolling for the new sequence, I get 3, 7, 3, 6: “Chase, foot or mounted,” “Some participants,” “Rooftops” and “Environment.” This one looks like a corker! How about this: A horde of the villain’s minions attach the PC’s own headquarters, eventually leading to a rain-slicked rooftop chase as either the minions or the PCs are trying to beat a hasty retreat!



Table 4: Plot Twist

D20 Roll	Result
1-2	Betrayal!
3-9	New Location
10	Greater Villain
11-13	Hidden Plot
14-15	Reversal!
16-18	Bizarre Occurance
19	Deus Ex Machina
20	Other

Betrayal!: An NPC changes his or her allegiance in a dramatic fashion.

New Location: Roll again on the Location Table (Table 4). The plot will move to that location at the beginning of the next act.

Greater Villain: The villain of the adventure is actually a henchman of an even greater villain. Re-roll on Table 1 to reveal the new threat.

Hidden Plot: The supposed plot is actually a smokescreen for the villain's true purpose. Re-roll the Fiendish Plot on tables 2 and 3.

Reversal!: Events shift, leading to a direct reversal of the PC's fortunes. If they are working with the police, they suddenly become implicated in the crime. If they are following clues, the trail goes cold. This works both ways, however. If they are losing, they suddenly start to win.

Bizarre Occurance: Similar to the Hook of the same name. Something weird happens, without apparent explanation.

Deus Ex Machina: Help comes from some improbable source, not hinted at all previously. This can apply to the villain as well--he just happens to have a underwater breathing invention when he's apparently drowned, etc.

Other: Any twist that the GM's evil little mind can come up with.



THE SECOND ACT:

Once you've generated the First Act, it's time to move on to the second. Here's what Lester Dent says about it:

Hero, being heroic, struggles, and his struggles lead up to another physical conflict, and a surprising plot twist.

Using the previously provided tables, generate another action sequence and another plot twist.

THE THIRD ACT:

Same as the above. As Lester Dent says:

Hero makes some headway, and corners the villain or somebody in physical conflict.

A surprising plot twist, in which the hero preferably gets it in the neck bad, to end the act.

The difference here is that the action sequence should directly involve the Villain, and the plot twist generated at the end of the Act should negatively affect the PCs.

THE FOURTH ACT:

Now you're ready for the climax. There's really nothing left to do at this point that can be generated by random rolls. Everything at this point is up to the actions of the PCs.

In Dent's words:

The hero extricates himself using HIS OWN SKILL, training or brawn.

The mysteries remaining--one big one held over to this point will help grip interest--are cleared up in course of final conflict as hero takes the situation in hand.

That's it you should have a rough outline now for a pulp adventure. Just generate the NPCs, and off you go!

EXAMPLE ADVENTURE OUTLINES:

EXAMPLE ONE:

Villain: (59) Nazi

Fiendish Plot: (13, 18) Acquire Treasure

Location:(07) Far-off Jungle

Act 1:

The Hook: (90) Up To Our Necks

Supporting Characters: Three of them:

(00,04,33) Talented Neat Servant, (42,38,03) Smart Helpful Entertainer, (23,92, 40) Small Evil Scientist, (62, 85,67) Dense Old Vehicle Operator.

Action Sequence (18,15,6,4) Fight, armed, Some participants, Nightclub, Bystanders

Plot Twist: (7) New Location (given the nightclub fight, I decide to have the adventure start in the PC's home city, and then shift to the previously-rolled jungle location here).

Act 2:

Action Sequence (15,13,1,11)Fight, armed, Some participants, Nautical Setting, Props.

Plot Twist: (7) New Location (European Country)

Act 3:

Action Sequence (19,20, 18,10) Fight, armed, Lots of participants, Laboratory, Environment.

Plot Twist: (2) Betrayal!

Act 4: Climax.

So, looking at the results at left, here's what I come up with: The Nazi's are looking for a legendary artifact. No, not the headpiece to the Staff of Ra. The Jewel of Zinj, which is said to be a phenomenal source of power. However, it is said to be located in the temple at the center of the Lost City of Zinj.

The PCs are at a nightclub, watching the beautiful singer, Elaine Nightengale, perform. Suddenly shots ring out as a group of Nazi secret agents attack, led by a hideous dwarf! The PCs fight them off, with the help of Carstairs, Elaine's fastidious ex-army servant, but not before they snatch a necklace from around Elaine's neck! Elaine says that the necklace was a gift from her dead father, who was an archeologist. The medallion was supposed-

ly a map to the Lost City of Zinj! Elaine is able to recreate the map from memory, and the PCs (with Elaine and Carstairs in tow) head off to the jungle nation of Mubullah.

In Mubullah, the PCs are taken upriver by a senile old river boat captain. Along the way, they come under attack by hostile natives, trying to prevent them from reaching Zinj. They finally reach the lost city, only to discover the jewel missing (I'll probably throw another action sequence in here, too...lots of Indiana Jones-style traps and such). They find a dead Nazi (killed by the natives), who has a telegram on him, revealing that the dwarf is a scientist working for the Nazis, and will be experimenting on the jewel at his lab in Berlin!

The PCs then travel to the heart of the Third Reich, and assault the laboratory of Herr Doktor Liebenohne...a deformed dwarf spared by the Nazis purely because of his brilliance, which is as twisted as his body. The fight takes place in Liebenohne's laboratory, filled with experimental weapons and other inventions. Suddenly, just as things are reaching a climax, Carstairs betrays the PCs! He was a Nazi agent all along!

Can the PC's defeat Carstairs and Liebenohne, get the Jewel of Zinj, and get out of Berlin with Elaine before the Gestapo closes in?

Gosh, I sure hope so....

EXAMPLE TWO:

Villain: (30) Mad Scientist

Fiendish Plot: (16, 50) Kill A City

Location:(89) City: Skyscrapers

Act 1:

The Hook: (44) Bizarre Occurrence

Supporting Characters: Four of them:

(71, 56, 50) Impulsive, Hard-boiled Investigator; (32, 69, 41) Helpless, Young Scientist; (99, 43, 100) Talented, Feisty Kid and (05, 59, 90) Ugly, Distinctive Henchman.

Action Sequence (20, 3 4, 2) Armed Fight, Few Participants, City Street, Bystanders.

Plot Twist: (12) Hidden Plot. The reroll results in (02, 15) Manipulate a Country.

Act 2:

Action Sequence (7, 5, 19, 6) Vehicle Chase, Few participants, Landmark setting, Environmental complications.

Plot Twist: (7) New Location (In the Air)

Act 3:

Action Sequence (14, 16, 15, 9) Fight unarmed, Lots of participants, Headquarters setting, Environmental complications.

Plot Twist: (1) Betrayal!

Act 4: Climax.

Taking a look at the results of the rolls this time around, I develop the following ideas:

A Mad Scientist is using a disintegrator ray to destroy buildings in the city. His goal, although apparently one of simple destruction, is instead to manipulate the US Government into giving a valuable contract for defense developments.

The story begins with the disappearance of an entire office building in the middle of the night. The PCs investigate, and during their investigation, encounter Jenny Jenkins, a brassy reporter looking into the story. Together, the heroes and the reporter discover evidence that the building was vaporized, by some sort of disintegrator. During the investigation, a sniper starts shooting at the PCs (a hired thug employed by the villain to raise the stakes of the gambit)! The villain's main henchman, Albrecht (a giant of a man, like Lothar in *The Rocketeer*) will be seen, but escape.


The PCs and Jenny go to the uptown laboratory of a scientist -- the young and beautiful Raven Sinclair -- to get an expert opinion on the sort of weapon being used. They arrive in time to see Ms. Sinclair in the presence of Albrecht! When the PCs are spotted, Albrecht will pick up Raven, throw her into a nearby horse-drawn carriage, and speed into the lanes of Central Park! The PCs give

chase -- the only other carriage nearby is driven by Mickey, a feisty 12-year-old with the horsemanship skills of a jockey!. The chase is on, through the winding paths of Central Park, trying to avoid trees, bystanders, etc.

At the last moment, Albrecht grabs Raven, and leaps from his carriage onto a rope ladder which dangles from the open hatch of an airship, silently hovering over the park!

The PCs will have to follow -- and, on board the zeppelin, they discover the true villain is, in fact, Raven Sinclair herself! She used her invention in an effort to influence the War Department to give her a contract to create inventions to defend against her own attack!

The PCs will have to fight their way off the airship -- being careful not to ignite the hydrogen with weapons fire -- and bring the beautiful but deadly Ms. Sinclair to justice!



AFTERWORD

There you have it. The core rules for playing pulp campaigns using the d20 Modern rules system.

THRILLING TALES was created with a simple goal in mind -- to launch a regularly-supported pulp RPG: Something that hadn't been done before. Previous pulp games had come and gone, victim to the niche interest that drove them: popular with pulp fans and game designers, not so much with the gaming audience at large. So, pulp gamers' shelves were filled with valiant attempts -- some which only ever managed to release a rulebook, some which managed one or two support releases, before fading into obscurity.

Two years after its launch, **THRILLING TALES** has succeeded beyond my hopes. Every month, new material for the game has been released in PDF format via online stores like RPGNow.com, and now we've collected that output into two Omnibus Editions for print -- the one that you now hold, and the Adventure Omnibus.

We're not stopping here. Every month, we'll continue to release new **THRILLING TALES** material -- new adventures (including licensed d20 adaptations of Hero Games' **PULP HERO** adventures), new Advanced Classes, and new supplements. Our "Secret Squadron" subscription membership allows pulp gamers to receive these releases automatically, sent to their in-boxes every month. More print versions are planned as well.

Pulp is back, baby -- and we're not going anywhere.

-Gareth-Michael Skarka
Adamant Entertainment

