



















TALISLANTA

Cardstock Minis



Cardstock Figures

© 2005 Morrigan Press Inc. All Rights Reserved
Permission granted to photocopy for personal use only.

								
								
Danelek	Za	Za	Za	Ferran	Ferran	Sauran	Marukan	Marukan




Talislanta

www.talislanta.com

Instructions:
Carefully cut perimeter of figure.
Fold at top and base, then tape or glue gray base
For best results, we recommend using 110 lbs. cardstock paper.

Cardstock Figures

© 2005 Morrigan Press Inc. All Rights Reserved
Permission granted to photocopy for personal use only.



Harakin

Harakin

Danelek

Mangar

Sauran

Kang

Kang

Kang

Kang



Talislanta


www.talislanta.com

Instructions:

Carefully cut perimeter of figure.
Fold at top and base, then tape or glue gray base
For best results, we recommend using 110 lbs. cardstock paper.

Cardstock Figures

© 2005 Morrigan Press Inc. All Rights Reserved
Permission granted to photocopy for personal use only.



Danuvian

Nagra

Dhuna

Djaffir

Djaffir

Dracartan

Dracartan

Danuvian
Male

Danuvian



Talislanta


www.talislanta.com

Instructions:

Carefully cut perimeter of figure.
Fold at top and base, then tape or glue gray base
For best results, we recommend using 110 lbs. cardstock paper.

Cardstock Figures

© 2005 Morrigan Press Inc. All Rights Reserved
Permission granted to photocopy for personal use only.



Talislanta


www.talislanta.com

Instructions:

Carefully cut perimeter of figure.
Fold at top and base, then tape or glue gray base
For best results, we recommend using 110 lbs. cardstock paper.

Cardstock Figures

© 2005 Morrigan Press Inc. All Rights Reserved
Permission granted to photocopy for personal use only.



Thrall

Thrall

Thrall

Blue Aeriad

Cymrilian

Cymrilian

Cymrilian

Sindaran

Thrall



Talislanta



















www.talislanta.com

Instructions:

Carefully cut perimeter of figure.
Fold at top and base, then tape or glue gray base
For best results, we recommend using 110 lbs. cardstock paper.

Cardstock Figures

© 2005 Morrigan Press Inc. All Rights Reserved
Permission granted to photocopy for personal use only.

								
								
Jhangaran	Thrall	Sindaran	Sindaran	Cymrilian	Gnomekin	Gnomekin	Gnomekin	Muse



















Talislanta
www.talislanta.com

Instructions:
Carefully cut perimeter of figure.
Fold at top and base, then tape or glue gray base
For best results, we recommend using 110 lbs. cardstock paper.

Cardstock Figures

© 2005 Morrigan Press Inc. All Rights Reserved
Permission granted to photocopy for personal use only.

								
								
Rajan	Rajan	Rajan	Shadinn	Vird	Rajan	Mandalan	Xambrian	Mangar




Talislanta

www.talislanta.com

Instructions:
Carefully cut perimeter of figure.
Fold at top and base, then tape or glue gray base
For best results, we recommend using 110 lbs. cardstock paper.

Cardstock Figures

© 2005 Morrigan Press Inc. All Rights Reserved
Permission granted to photocopy for personal use only.




Talislanta
www.talislanta.com

Instructions:
Carefully cut perimeter of figure.
Fold at top and base, then tape or glue gray base
For best results, we recommend using 110 lbs. cardstock paper.

Cardstock Figures

© 2005 Morrigan Press Inc. All Rights Reserved
Permission granted to photocopy for personal use only.



Talislanta

www.talislanta.com

Instructions:
Carefully cut perimeter of figure.
Fold at top and base, then tape or glue gray base
For best results, we recommend using 110 lbs. cardstock paper.

Cardstock Figures

© 2005 Morrigan Press Inc. All Rights Reserved
Permission granted to photocopy for personal use only.



Mirin

Mirin

Darkling

Darkling

Zandir

Zandir

Green Man

Ahazu

Sawila



Talislanta

















www.talislanta.com

Instructions:

Carefully cut perimeter of figure.
Fold at top and base, then tape or glue gray base
For best results, we recommend using 110 lbs. cardstock paper.

Cardstock Figures

© 2005 Morrigan Press Inc. All Rights Reserved
Permission granted to photocopy for personal use only.

								
								
Imrian	Oceanian	Thaecian	Thiasian	Farad	Dracartan	Wanderer of Ashann	Kasmiran	



Talislanta

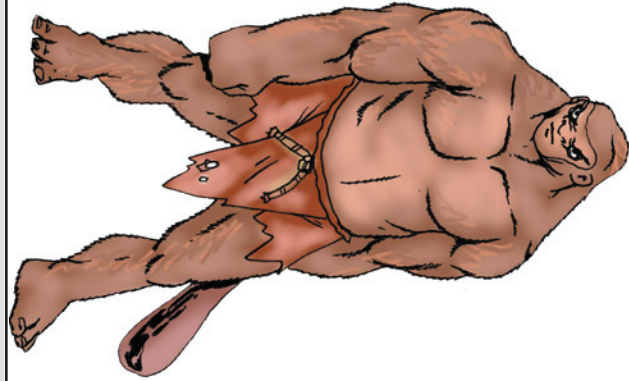
www.talislanta.com

Instructions:

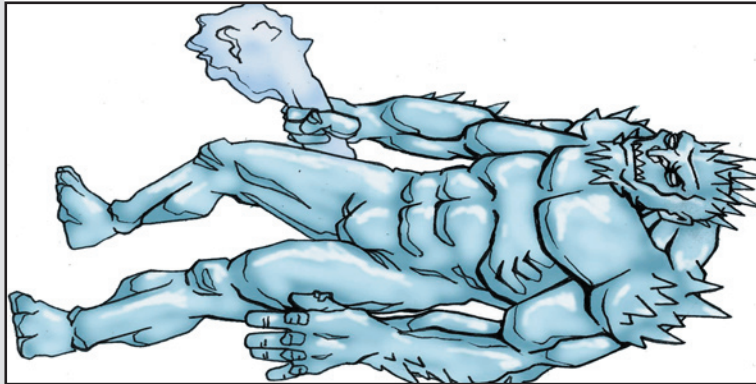
Carefully cut perimeter of figure.
Fold at top and base, then tape or glue gray base
For best results, we recommend using 110 lbs. cardstock paper.

Cardstock Figures - Introductory Sampler

© 2005 Morrigan Press Inc. All Rights Reserved
Permission granted to photocopy for personal use only.



Mogroth



Ice Giant



Kharakhan
Giant



Talislanta

www.talislanta.com

Instructions:

Carefully cut perimeter of figure.
Fold at top and base, then tape or glue gray base.
For best results, we recommend using 110 lbs. cardstock paper.