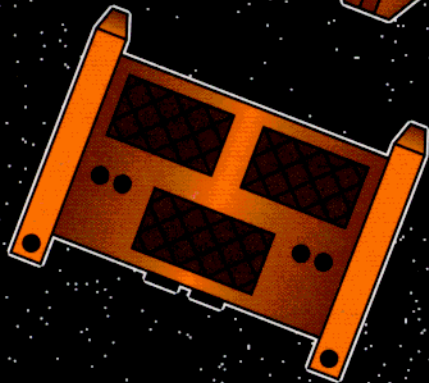
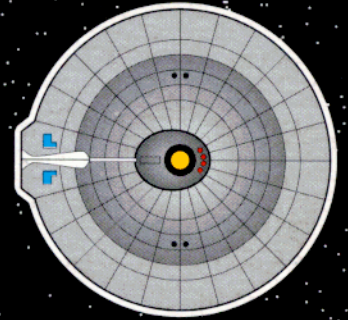
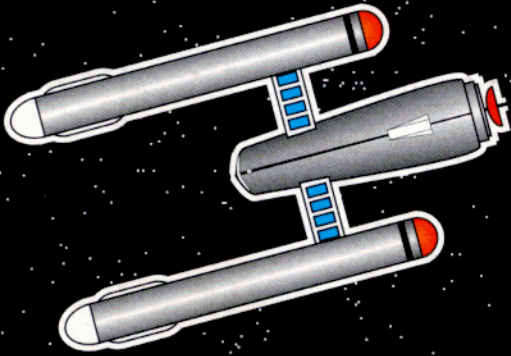


STAR FLEET BATTLES

BOOMS & SAUCERS



CAPTAIN'S
MODULE D3

TASK
FORCE
GAMES™

(Z20.0) MODULE D3: BOOMS & SAUCERS

The capability of Federation and Klingon ships to separate their forward sections for use as "space lifeboats" is well known, and happens in scenarios and campaigns from time to time (more often than many players realize).

In response to requests from players, we have created this module to provide the specific SSDs needed for these separated booms and saucers.

(Z20.1) COPYRIGHTS

STAR FLEET BATTLES CAPTAIN'S MODULE D3 is copyright © 1993 Amarillo Design Bureau. All rights are reserved under all copyright conventions.

SFB is produced under license from Franz Joseph Designs, authors of the STAR FLEET TECHNICAL MANUAL.

Elements of the Star Fleet Universe are the property of Paramount Pictures Corporation and are used with their permission.

(Z20.2) TABLE OF CONTENTS

FEDERATION SAUCER SHIP SYSTEM DISPLAYS

R2.2 DN Saucer	1
R2.3 CC Saucer	2
R2.4 CA Saucer	3
R2.13 CVA Saucer	4
R2.16 GSC Saucer (CVL, COV).....	5
R2.17 DN+ Saucer	6
R2.29 CVS Saucer (CVB)	7
R2.32 SCS Saucer	8
R2.33 BC Saucer (BCG, BCF, BCJ, BCV, BCS)	9
R2.61 DNG Saucer.....	10
R2.73 BB Saucer.....	11
R2.76 CB Saucer	12

KLINGON BOOM SHIP SYSTEM DISPLAYS

R3.2 C9 Boom.....	13
R3.3 C8 Boom.....	14
R3.4 D-Boom (D7, D6, Tug).....	15
R3.6 F-Boom (F5, F5L, variants).....	16
R3.17 B10 Boom (B10V, B10S, B11).....	17
R3.23 D5 Boom.....	18
R3.36 D6J Boom.....	19
R3.37 D5J Boom.....	20
R3.38 F5J Boom.....	21
R3.39 E4J Boom.....	22
R3.64 F6 Boom.....	23
R3.72 C7 Boom (C7A, C7V, C7S)	24

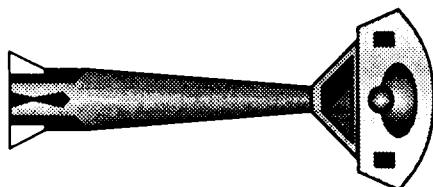
NEO-THOLIAN REAR HULL SHIP SYSTEM DISPLAYS

R7.60 NBB Rear Hull	Inside Back Cover
R7.62 NDN Rear Hull	25
R7.63 NCA Rear Hull	27
R7.64 NCL Rear Hull.....	28
R7.65 NSCS Rear Hull	26

SCENARIOS

SH107 Deadly Stings	29
SH108 A Klingon's Revenge	30

PUBLISHER'S INFORMATION Inside Front Cover



(Z20.3) PUBLISHER'S INFORMATION

STAR FLEET BATTLES CAPTAIN'S MODULE D3: BOOMS AND SAUCERS contains material for the Star Fleet Battles Captain's Edition game system. To use this product, you **MUST** have Star Fleet Battles **BASIC SET**. To use some portions of this product, you will also need **ADVANCED MISSIONS** and/or other products. Star Fleet Battles is published by:

TASK FORCE GAMES
POST OFFICE BOX 50145
AMARILLO, TEXAS 79159-0145

Contact Task Force to order products or spare parts, request a catalog or spare parts list, ask about new products, etc.

Rules questions, playtest reports, and submissions of new material should be sent to Amarillo Design Bureau, Box 8759, Amarillo, TX 79114. All submitted materials become the property of ADB immediately upon receipt and may be revised, expanded, edited, and published as ADB sees fit; authors will be compensated at standard rates for any material published. See Advanced Missions for details.

You can contact Amarillo Design Bureau (ADB\$) and Task Force Games (TFG\$) via the GENIE Computer Network. Call 1-800-638-9636 for information. You can download new rules, scenarios, and SSDs, obtain answers to your questions (often within a few hours), and participate in discussions and the development of new products.

DESIGN AND DEVELOPMENT STAFF

SFB and F&E Designer Stephen V. Cole, PE
SFB Executive Developer..... Steven P. Petrick, IN
Project Staff Tony Zbaraschuk, Ray Olesen,
John D. Berg, Tom Carroll, Scot McConnachie
Marketing & Promotion John Olsen, Task Force Games
Production Tim Olsen, Task Force Games
Chief of ADB Security Blackie 'Rabbitlayer'
Security Staff Waylon, R Rex

SCENARIO PLAYTESTERS

BATTLEGROUP DALLAS: Stephen H. Blount, Christopher J. Cafiero, Matthew J. Cafiero, and Charles LeMahieu.
BATTLEGROUP EVANS: Scott Moellmer, Erik Eklund, Dan Hoffacker, and John Bowers.
BATTLEGROUP CHICAGO: John D. Berg, Randy Demetz, Pete Teel, and Mike Incavo
BATTLEGROUP MISSOURI: Gregg Dieckhaus and Jay Clendenny.

(Z20.4) RULES CLARIFICATIONS AND UPDATES

Whenever a new project focuses the attention of the Star Fleet Staff on a given area of the rules, it is not uncommon for a number of problems, contradictions, incompleteness, loopholes, and gray areas to show up and need correction. Here are the handful of such items that have been developed:

(G12.73) Hull on all separated sections is "center" hull. Both sections retain the seeking weapon control ability of the original (intact) ship.

(G12.81) The cloaking device is in the same area as the Emergency Bridge. If there is no Emergency Bridge, it is in the same area as the main bridge.

(G12.82) The UIM and DERFACS systems are in the same area as the main bridge. Neo-Tholian DERFACS in rear hull.

(G12.83) The T-bombs and transporter artillery rounds are stored in the rear section.

(R2.0) The Fed Saucer BPVs were recalculated. The ones on the SSDs are correct; the MSC in R2 is incorrect.

FEDERATION COMMANDED CRUISER SEPARATED SAUCER

CNTR

SENSOR

6 3 0

SCANNER

0 3 9

DAMCON

2 2 2 0

EX DAM

3 3 3

SHIP DATA TABLE	
TYPE	= CC-SCR
POINT VALUE	= 66/26
BREAKDOWN	= --
SHIELD COST	= 0
LIFE SUPPORT	= 0
SIZE CLASS	= 4
REFERENCE	= R2.3
PLUS REFIT	= +1

CREW UNITS REAR HULL

										10	20

USE WHEN CREW UNITS IN REAR HULL ARE TRANSFERRED TO SAUCER PRIOR TO SEPARATION.

BOARDING PARTIES

										5
--	--	--	--	--	--	--	--	--	--	---

BP UNITS REAR HULL

											S
--	--	--	--	--	--	--	--	--	--	--	---

TYPE I OFFENSIVE PHASER TABLE

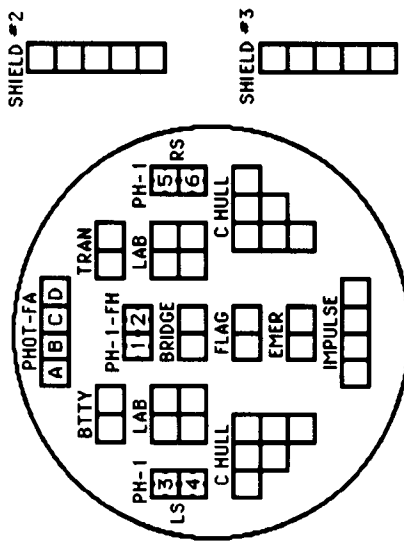
DIE RANGE	1	2	3	4	5	6	9-16	26-51
ROLL 0	1	2	3	4	5	6	15	25 50 75
1	9	8	7	6	5	5	4	3 2 1 1
2	8	7	6	5	4	3	2	1 1 0 0
3	7	5	4	4	4	3	1	0 0 0 0
4	6	4	4	4	3	2	0	0 0 0 0
5	5	4	4	4	3	3	1	0 0 0 0
6	4	4	3	3	2	2	0	0 0 0 0

TYPE III DEFENSE PHASER

DIE RANGE	1	2	3	4	9-15
ROLL 0	1	2	3	4	8 15
1	4	4	3	1	1
2	4	4	2	1	0
3	4	4	1	0	0
4	4	4	3	0	0
5	4	3	2	0	0
6	3	3	1	0	0

PHOTON TORPEDO TABLE

RANGE	0-1	2	3-4	5-8	9-12	13-30
HIT, STD	NA	1-5	1-4	1-3	1-2	1
HIT, PROX	NA	NA	NA	NA	1-4	1-3
HIT, OVERLOAD	1-6	1-5	1-4	1-3	NA	NA
DAMAGE, STD	NA	8	8	8	8	8
DAMAGE, PROX	NA	NA	NA	NA	4	4
DNCE, OVERLOAD	-----	VARIES	-----	-----	NA	NA



THE PHOTON TABLE IS INCLUDED BECAUSE THE UNIT MAY HAVE BEEN HOLDING SOME PHOTONS AT THE TIME OF SEPARATION DURING A SCENARIO, OR THE SAUCER MAY RECEIVE POWER TO ARM THE PHOTONS WHILE DOCKED TO A BASE OR FRD UNDER (C13.41). NOTE THAT UNDER (C13.952) POWER FOR WEAPONS CANNOT BE TRANSFERRED FROM ONE SHIP TO ANOTHER.

THIS SHIP IS A SUBLIGHT UNIT.

THE PLUS REFIT ALLOWS THIS SAUCER TO CONTROL A NUMBER OF SEEKING WEAPONS EQUAL TO ITS SENSOR RATING. WITHOUT THE REFIT, IT CAN CONTROL A NUMBER OF SEEKING WEAPONS EQUAL TO HALF ITS SENSOR RATING.



FA = LF + RF
LS = LF + LR + RR
RS = RF + R + RR

FEDERATION HEAVY CRUISER SEPARATED SAUCER

CNTR

SHIP DATA TABLE	
TYPE	= CA-SCR
POINT VALUE	= 60/20
BREAKDOWN	= --
SHIELD COST	= 0
LIFE SUPPORT	= 0
SIZE CLASS	= 4
REFERENCE	= R2.4
PLUS REFIT	= +1

CREW UNITS REAR HULL

										10	20

USE WHEN CREW UNITS IN REAR HULL ARE TRANSFERRED TO SAUCER PRIOR TO SEPARATION.

CREW UNITS

										10	20

BOARDING PARTIES

										5
--	--	--	--	--	--	--	--	--	--	---

BP UNITS REAR HULL

											5
--	--	--	--	--	--	--	--	--	--	--	---

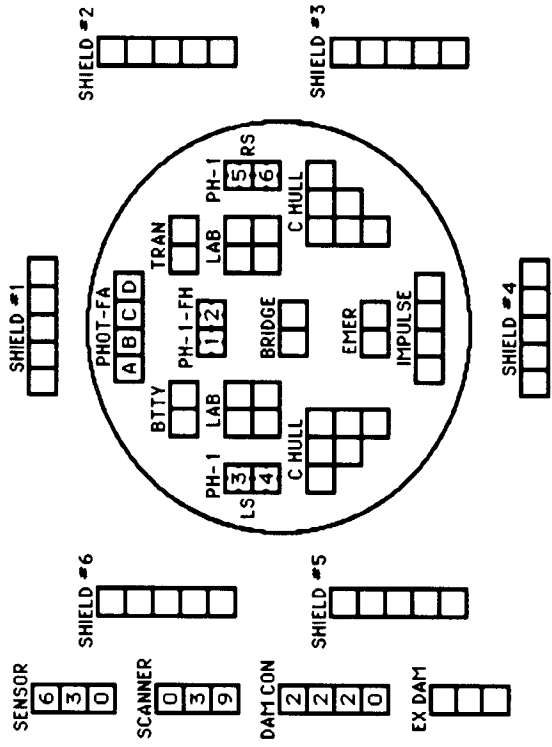
TYPE I OFFENSIVE PHASER TABLE

DIE RANGE	ROLL	0	1	2	3	4	5	6	8	15	25	50	75	51-75
1	9	8	7	6	5	5	4	3	2	1	1			1
2	8	7	6	5	5	4	3	2	1	1	0			0
3	7	5	5	4	4	3	1	0	0	0	0			0
4	6	4	4	4	3	2	0	0	0	0	0			0
5	5	4	4	3	3	1	0	0	0	0	0			0
6	4	4	3	3	2	2	0	0	0	0	0			0

TYPE III DEFENSE PHASER

DIE RANGE	ROLL	0	1	2	3	8	15
1	4	4	4	3	1	1	0
2	4	4	4	2	1	0	0
3	4	4	4	1	0	0	0
4	4	4	3	0	0	0	0
5	4	3	2	0	0	0	0
6	3	3	1	0	0	0	0

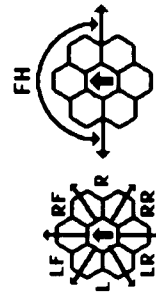
RANGE	0-1	2	3-4	5-8	9-12	13-30
HIT, STD	NA	1-5	1-4	1-3	1-2	1
HIT, PROX	NA	NA	NA	NA	1-4	1-3
HIT, OVERLOAD	1-6	1-5	1-4	1-3	NA	NA
DAMAGE, STD	NA	8	8	8	8	8
DAMAGE, PROX	NA	NA	NA	NA	4	4
DMGE, OVERLOAD	-----	VARIES	-----	-----	-----	-----



THE PHOTON TABLE IS INCLUDED BECAUSE THE UNIT MAY HAVE BEEN HOLDING SOME PHOTONS AT THE TIME OF SEPARATION DURING A SCENARIO, OR THE SAUCER MAY RECEIVE POWER TO ARM THE PHOTONS WHILE DOCKED TO A BASE OR FRD UNDER (C13.41). NOTE THAT UNDER (C13.952) POWER FOR WEAPONS CANNOT BE TRANSFERRED FROM ONE SHIP TO ANOTHER.

THIS SHIP IS A SUBLIGHT UNIT.

THE PLUS REFIT ALLOWS THIS SAUCER TO CONTROL A NUMBER OF SEEKING WEAPONS EQUAL TO ITS SENSOR RATING. WITHOUT THE REFIT, IT CAN CONTROL A NUMBER OF SEEKING WEAPONS EQUAL TO HALF ITS SENSOR RATING.



FA = LF + RF
 LS = LF + L + LR
 RS = RF + R + RR

FEDERATION STRIKE CARRIER SEPARATED SAUCER

CREW UNITS	10	20
CREW UNITS REAR HULL	10	20

USE WHEN CREW UNITS IN REAR HULL ARE TRANSFERRED TO SAUCER PRIOR TO SEPARATION.

BOARDING PARTIES	5
BP UNITS REAR HULL	5

TYPE I OFFENSIVE PHASER TABLE

DIE RANGE	1	2	3	4	5	6	9-	16-	26-	51-
ROLL 0	1	2	3	4	5	6	15	25	50	75
1	9	8	7	6	5	4	3	2	1	1
2	8	7	6	5	4	3	2	1	1	0
3	7	5	4	4	4	3	1	0	0	0
4	6	4	4	4	4	3	2	0	0	0
5	5	4	4	4	3	3	1	0	0	0
6	4	4	3	3	2	2	0	0	0	0

THIS SAUCER IS USED FOR BOTH THE CVS AND THE CYB.

THE SAUCER CAN LEND EW TO SURVIVING FIGHTERS OF ITS ORIGINAL SQUADRON.

TYPE III DEFENSE PHASER

DIE RANGE	1	2	3	4-	9-
ROLL 0	1	2	3	8	15
1	4	4	4	3	1
2	4	4	4	2	1
3	4	4	4	1	0
4	4	4	3	0	0
5	4	3	2	0	0
6	3	3	1	0	0

PHOTON TORPEDO TABLE

RANGE	0-1	2	3-4	5-8	9-12	13-30
HIT, STD	NR	1-5	1-4	1-3	1-2	1
HIT, PROX	NR	NR	NR	NR	1-4	1-3
HIT, OVERLORD	1-6	1-5	1-4	1-3	NR	NR
DAMAGE, STD	NR	8	8	8	8	8
DAMAGE, PROX	NR	NR	NR	NR	4	4
DNGE, OVERLORD	-----	UARRIES-----	NR	NR	NR	NR

ANTI-DRONE TABLE

RANGE	0	1	2	3	4+
HIT*	-	1-2	1-3	1-4	-

DRONE RACKS

1	---	---	---	---	---	---	G
2	---	---	---	---	---	---	G

RACKS HAD TWO RELOADS PRIOR TO Y175, THREE THEREAFTER. ONE RELOAD IS ENTIRELY ADDS.

CNTR	---
------	-----

SENSOR	6	3	0
--------	---	---	---

SCANNER	0	3	9
---------	---	---	---

DAM CON	2	2	2	0
---------	---	---	---	---

EX DAM	---
--------	-----

SHIELD #1	---
-----------	-----

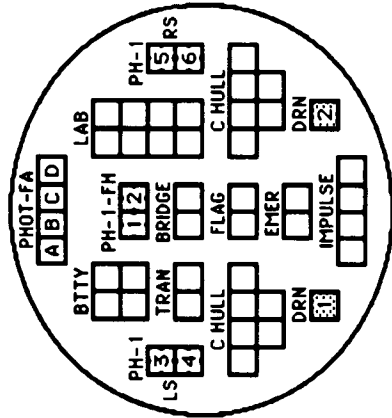
SHIELD #6	---
-----------	-----

SHIELD #2	---
-----------	-----

SHIELD #5	---
-----------	-----

SHIELD #3	---
-----------	-----

SHIELD #4	---
-----------	-----



THE PHOTON TABLE IS INCLUDED BECAUSE THE UNIT MAY HAVE BEEN HOLDING SOME PHOTONS AT THE TIME OF SEPARATION DURING A SCENARIO, OR THE SAUCER MAY RECEIVE POWER TO ARM THE PHOTONS WHILE DOCKED TO A BASE OR FRD UNDER (C13.41). NOTE THAT UNDER (C13.952) POWER FOR WEAPONS CANNOT BE TRANSFERRED FROM ONE SHIP TO ANOTHER.

THIS SHIP IS A SUBLIGHT UNIT.

SHADED BOXES ARE THE CVS+ REFIT.

THIS SHIP CAN CONTROL A NUMBER OF SEEKING WEAPONS EQUAL TO DOUBLE ITS SENSOR RATING.

FEDERATION SPACE CONTROL SHIP SEPARATED SAUCER

CNTR

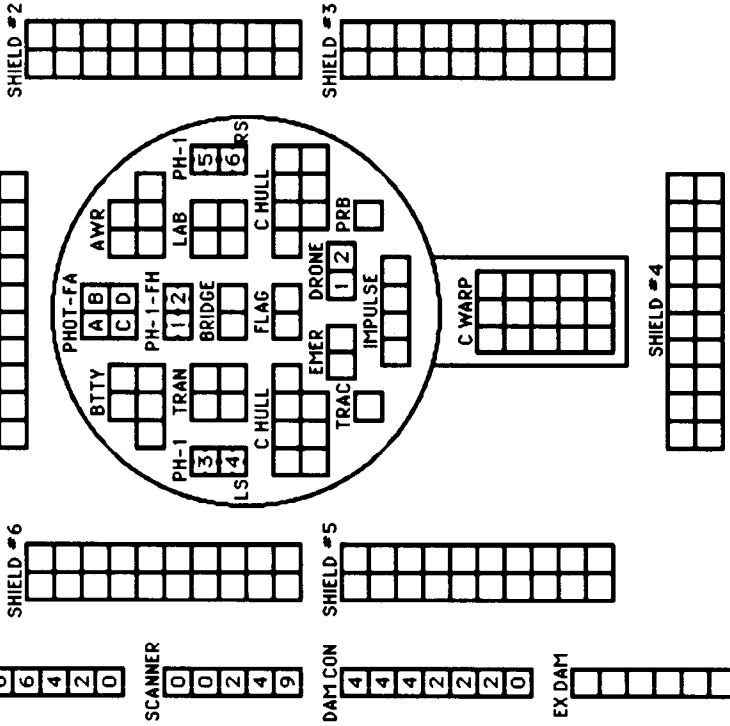
SHIP DATA TABLE	
TYPE	= SCS-SCR
POINT VALUE	= 107
BREAKDOWN	= 2-6
SHIELD COST	= 1/2+1/2
LIFE SUPPORT	= 1/2
SIZE CLASS	= 4
REFERENCE	= R2.32
BPV WITHOUT WARP ENGINES	= 77/47

CREW UNITS REAR HULL	
10	10
20	20
30	30

USE WHEN CREW UNITS IN REAR HULL ARE TRANSFERRED TO SAUCER PRIOR TO SEPARATION.

BOARDING PARTIES	
6	6

PROBES	
5	6

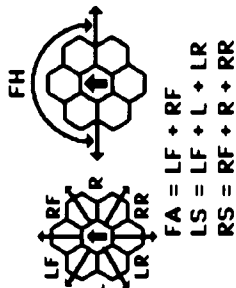


THE SAUCER CAN LEND EW TO SURVIVING FIGHTERS OF ITS ORIGINAL SQUADRON. WITHOUT WARP ENGINES, THE SAUCER HAS ONLY 5 BOX SHIELDS.

TURN MODE		SPEED	
1	2-4	1	2-4
2	5-9	2	5-9
3	10-14	3	10-14
4	15-20	4	15-20
5	21-27	5	21-27
6	28+	6	28+

DRONE RACKS	
1	6
2	6

RACKS ALWAYS HAD THREE RELOADS. ONE RELOAD IS ENTIRELY ADDS.



TYPE I OFFENSIVE PHASER TABLE	
DIE RANGE	6-9-16-26-51-75
ROLL 0	1 2 3 4 5 8 15 25 50
1	9 8 7 6 5 4 3 2 1 1
2	8 7 6 5 4 3 2 1 0 0
3	7 5 4 4 4 3 1 0 0 0
4	6 4 4 4 4 3 2 0 0 0
5	5 4 4 4 4 3 3 1 0 0 0
6	4 4 4 3 3 2 2 0 0 0 0

TYPE III DEFENSE PHASER	
DIE RANGE	4-9-15
ROLL 0	1 2 3 8 15
1	4 4 4 3 1 1
2	4 4 4 2 1 0
3	4 4 4 1 0 0
4	4 4 4 3 0 0 0
5	4 3 2 0 0 0
6	3 3 1 0 0 0

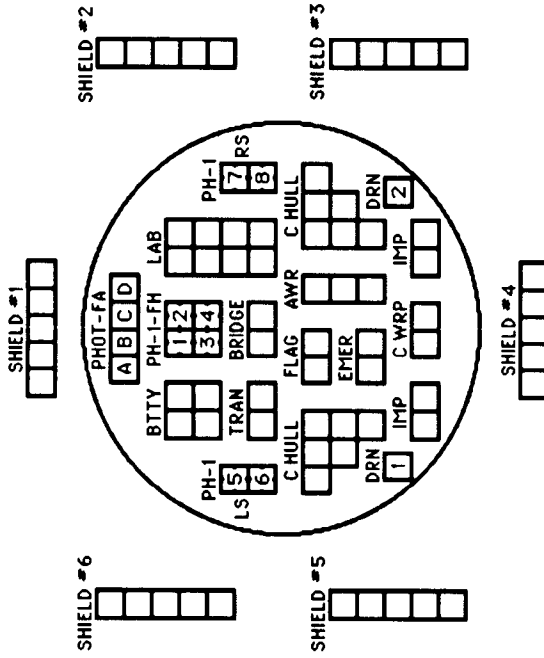
ANTI-DRONE TABLE	
RANGE 0	1 2 3 4+
HIT*	- 1-2 1-3 1-4 -

PHOTON TORPEDO TABLE	
RANGE	0-1 2 3-4 5-8 9-12 13-30
HIT, STD	NA 1-5 1-4 1-3 1-2 1
HIT, PROX	NA NA NA NA 1-4 1-3
HIT, OVERLOAD	1-6 1-5 1-4 1-3 NA NA
DAMAGE, STD	NA 8 8 8 8 8
DAMAGE, PROX	NA NA NA NA 4 4
DMG, OVERLOAD	-----VARIES----- NA NA

WARP ENERGY MOVEMENT COST = 1/2 ENERGY POINT PER HEX		[5] = HET COST		[6] = ERRATIC MANEUVER WARP COST	
SPEED 1	2 3 4 [5]	7 8 9 10 11 12 13 14 15 16 17 18 19 20 21 22 23 24 25 26 27 28 29 30			
Standard 1	1 2 3 3 4 4 5 5 6 6 7 7 8 8 9 9 10 10 11 11 12 12 13 13 14 14 15 15				
Fract.	1/2 1 1 1/2 2 2 1/2 3 3 1/2 4 4 1/2 5 5 1/2 6 6 1/2 7 7 1/2 8 8 1/2 9 9 1/2 10 10 1/2 11 11 1/2 12 12 1/2 13 13 1/2 14 14 1/2 15				

FEDERATION BATTLECRUISER SEPARATED SAUCER

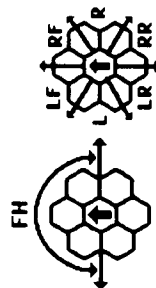
CNTR



SHIP DATA TABLE	
TYPE	= BC-SCR
POINT VALUE	= 93/58
BREAKDOWN	= 2-6
SHIELD COST	= 0
LIFE SUPPORT	= 0
SIZE CLASS	= 4
REFERENCE	= R2.33
BPV OF BCV AND BCS	= +5
BPV WITHOUT WARP ENGINES	= 85/54

SENSOR: 6 3 0
 SCANNER: 0 3 9
 DAMCON: 4 4 2 2 0
 EX DAM: 0 0 0

TURN MODE	SPEED
1	2-4
2	5-9
3	10-14
4	15-20
5	21-27
6	28+



FA = LF + RF
 LS = LF + L + LR
 RS = RF + R + RR

THIS SAUCER IS USED FOR THE BCG, BCF, BCJ, BCS, BCY, AND BCP.
 BCS, BCY, AND BCP SAUCERS CAN LEND EW TO THEIR ORIGINAL FIGHTERS.
 BCG, BCF, AND BCJ SAUCERS CAN CONTROL A NUMBER OF SEEKING WEAPONS EQUAL TO THEIR SENSOR RATINGS.
 BCY, BCS, AND BCP SAUCERS CAN CONTROL A NUMBER OF SEEKING WEAPONS EQUAL TO DOUBLE THEIR SENSOR RATINGS.

CREW UNITS REAR HULL: 10 20
 USE WHEN CREW UNITS IN REAR HULL ARE TRANSFERRED TO SAUCER PRIOR TO SEPARATION.
 BP UNITS REAR HULL: 8

CREW UNITS: 10 20
 BOARDING PARTIES: 8

TYPE I OFFENSIVE PHASER TABLE	
DIE RANGE	6-9-16-26-51-ROLL 0 1 2 3 4 5 8 15 25 50 75
1	9 8 7 6 5 4 3 2 1 1
2	8 7 6 5 4 3 2 1 1 0
3	7 5 4 4 4 3 1 0 0 0
4	6 4 4 4 4 3 2 0 0 0
5	5 4 4 4 3 3 1 0 0 0
6	4 4 3 3 2 2 0 0 0 0

DRONE RACKS: 1 2 3 4 5 6 7 8 9 10 11 12 13 14 15
 G RACKS ALWAYS HAD THREE RELOADS.
 ONE RELOAD IS ENTIRELY ADDS.

TYPE III DEFENSE PHASER	
DIE RANGE	4-9-ROLL 0 1 2 3 8 15
1	4 4 4 3 1 1
2	4 4 4 2 1 0
3	4 4 4 1 0 0
4	4 4 3 0 0 0
5	4 3 2 0 0 0
6	3 3 1 0 0 0

ANTI-DRONE TABLE	
RANGE	0 1 2 3 4+
HIT*	- 1-2 1-3 1-4 -

PHOTON TORPEDO TABLE	
RANGE	0-1 2 3-4 5-8 9-12 13-30
HIT, STD	NA 1-5 1-4 1-3 1-2 1
HIT, PROX	NA NA NA NA 1-4 1-3
HIT, OVERLOAD	1-6 1-5 1-4 1-3 NA NA
DAMAGE, STD	NA 8 8 8 8 8
DAMAGE, PROX	NA NA NA NA 4 4
DMG, OVERLOAD	-----VARIES----- NA NA

WARP ENERGY MOVEMENT COST = 1/2 ENERGY POINT PER HEX	
SPEED	1 2 3 4 5 6 7 8 9 10 11 12 13 14 15 16 17 18 19 20 21 22 23 24 25 26 27 28 29 30
Standard	1 2 3 4 5 6 7 8 9 10 11 12 13 14 15 16 17 18 19 20 21 22 23 24 25 26 27 28 29 30
Fract.	1/2 1 1 1/2 2 2 1/2 3 3 1/2 4 4 1/2 5 5 1/2 6 6 1/2 7 7 1/2 8 8 1/2 9 9 1/2 10 10 1/2 11 11 1/2 12 12 1/2 13 13 1/2 14 14 1/2 15

FEDERATION DNG DREADNOUGHT SEPARATED SAUCER

CREW UNITS	
10	10
20	20
30	30

USE WHEN CREW UNITS IN REAR HULL ARE TRANSFERRED TO SAUCER PRIOR TO SEPARATION.

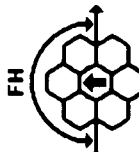
BOARDING PARTIES	
8	8

CNTR	
6	6
4	4
2	2
0	0

SHIP DATA TABLE	
TYPE	= DNG-SCR
POINT VALUE	= 115
BREAKDOWN	= 2-6
SHIELD COST	= 1/2+1/2
LIFE SUPPORT	= 1/2
SIZE CLASS	= 4
REFERENCE	= R2.61
BPV WITHOUT WARP ENGINES	= 85/55

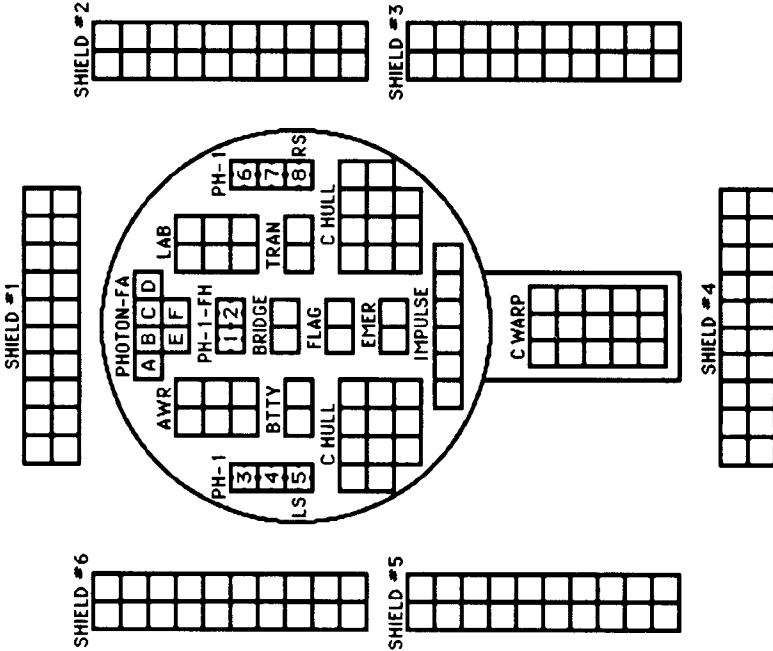
WITHOUT WARP ENGINES, THE SAUCER HAS ONLY 5 BOX SHIELDS.

TYPE I OFFENSIVE PHASER TABLE										
DIE RANGE	1	2	3	4	5	6	9	16	26	51
ROLL 0	1	2	3	4	5	6	8	15	25	50
1	9	8	7	6	5	5	4	3	2	1
2	8	7	6	5	5	4	3	2	1	0
3	7	5	4	4	4	3	1	0	0	0
4	6	4	4	4	4	3	2	0	0	0
5	5	4	4	4	3	3	1	0	0	0
6	4	4	3	3	2	2	0	0	0	0



TYPE III DEFENSE PHASER										
DIE RANGE	1	2	3	4	9	15				
ROLL 0	1	2	3	4	8	15				
1	4	4	4	3	1	1				
2	4	4	4	2	1	0				
3	4	4	4	1	0	0				
4	4	4	3	0	0	0				
5	4	3	2	0	0	0				
6	3	3	1	0	0	0				

FA = LF + RF
LS = LF + L + LR
RS = RF + R + RR



SENSOR	
6	6
4	4
2	2
0	0

SCANNER	
0	0
2	2
4	4
9	9

DAMCON	
4	4
4	4
2	2
2	2
0	0

EXDAM	
4	4
4	4
2	2
2	2
0	0

TURN MODE	SPEED
1	2-4
2	5-9
3	10-14
4	15-20
5	21-27
6	28+

THIS SHIP CAN CONTROL A NUMBER OF SEEKING WEAPONS EQUAL TO THE SENSOR RATING.

PHOTON TORPEDO TABLE										
RANGE	0-1	2	3-4	5-8	9-12	13-30				
HIT, STD	NA	1-5	1-4	1-3	1-2	1				
HIT, PROX	NA	NA	NA	NA	1-4	1-3				
HIT, OVERLOAD	1-6	1-5	1-4	1-3	NA	NA				
DAMAGE, STD	NA	8	8	8	8	8				
DAMAGE, PROX	NA	NA	NA	NA	4	4				
DMGE, OVERLOAD	-----VARIES-----						NA			

WARP ENERGY MOVEMENT COST = 1/2 ENERGY POINT PER HEX																															
SPEED	1	2	3	4	5	6	7	8	9	10	11	12	13	14	15	16	17	18	19	20	21	22	23	24	25	26	27	28	29	30	
Standard	1	2	3	3	4	4	5	5	6	6	7	7	8	8	9	9	10	10	11	11	12	12	13	13	14	14	15	15	15	15	
Fract.	1/2	1	1 1/2	2	2 1/2	3	3 1/2	4	4 1/2	5	5 1/2	6	6 1/2	7	7 1/2	8	8 1/2	9	9 1/2	10	10 1/2	11	11 1/2	12	12 1/2	13	13 1/2	14	14 1/2	15	

⑤ = HET COST ⑥ = ERRATIC MANEUVER WARP COST

FEDERATION BATTLESHIP SEPARATED SAUCER

CNTR

SHIP DATA TABLE	
TYPE	= BB-SCR
POINT VALUE	= 130
BREAKDOWN	= 2-6
SHIELD COST	= 1+1
LIFE SUPPORT	= 1
SIZE CLASS	= 3
REFERENCE	= R2.73
BPV WITHOUT WARP ENGINES	= 85/55

WITHOUT WARP ENGINES, THE SAUCER HAS ONLY 5 BOX SHIELDS.

CREW UNITS REAR HULL	
	10
	20
	30
	40
	50

USE WHEN CREW UNITS IN REAR HULL ARE TRANSFERRED TO SAUCER PRIOR TO SEPARATION.

BP UNITS REAR HULL	
	10

CREW UNITS	
*	10
	20
	30

BOARDING PARTIES	
	8

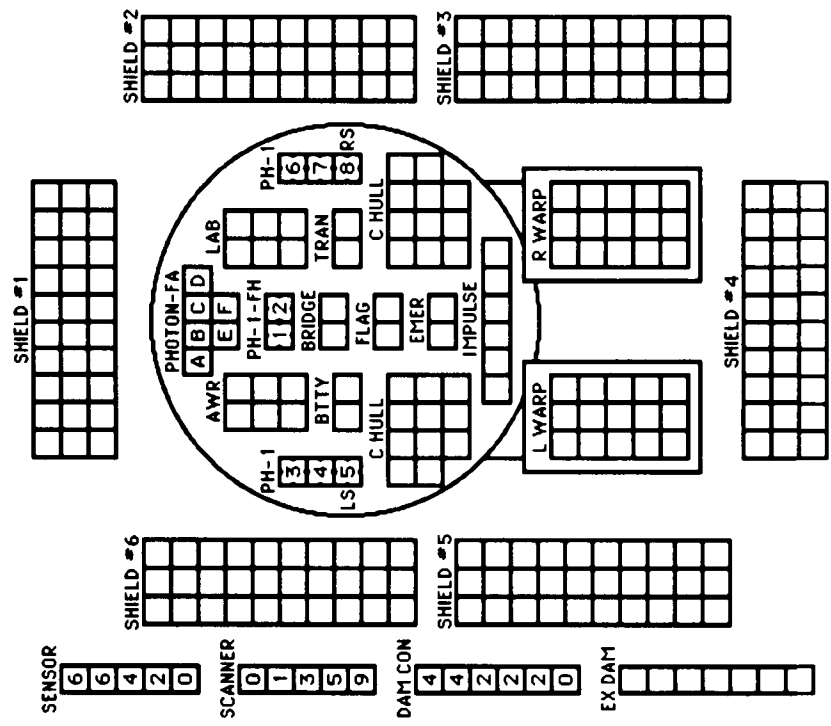
TYPE I OFFENSIVE PHASER TABLE											
DIE ROLL	0	1	2	3	4	5	6	8	15	16-26	51-75
1	9	8	7	6	5	5	4	3	2	1	1
2	8	7	6	5	5	4	3	2	1	1	0
3	7	5	4	4	4	3	2	1	0	0	0
4	6	4	4	4	4	3	2	0	0	0	0
5	5	4	4	4	3	3	2	0	0	0	0
6	4	4	3	3	2	2	0	0	0	0	0



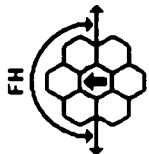
FA = LF + RF
LS = LF + L + LR
RS = RF + R + RR

TYPE III DEFENSE PHASER					
DIE ROLL	0	1	2	3	8 15
1	4	4	4	3	1
2	4	4	4	2	1
3	4	4	4	1	0
4	4	4	3	0	0
5	4	3	2	0	0
6	3	3	1	0	0

PHOTON TORPEDO TABLE									
RANGE	0-1	2	3-4	5-8	9-12	13-30			
HIT, STD	NA	1-5	1-4	1-3	1-2	1			
HIT, PROX	NA	NA	NA	NA	1-4	1-3			
HIT, OVERLOAD	1-6	1-5	1-4	1-3	NA	NA			
DAMAGE, STD	NA	8	8	8	8	8			
DAMAGE, PROX	NA	NA	NA	NA	4	4			
DMG, OVERLOAD	----	VARIES	----	----	----	----			



TURN MODE	SPEED
C	1
	2
	3
	4
	5
	6
BD	28+



THIS SHIP CAN CONTROL A NUMBER OF SEEKING WEAPONS EQUAL TO DOUBLE THE SENSOR RATING.
THE SAUCER CAN LEND EW TO SURVIVING FIGHTERS OF ITS ORIGINAL SQUADRON.

MOVEMENT COST = 1
HET COST = 5
EM COST = 6

KLINGON C9 DREADNOUGHT SEPARATED BOOM

CREW UNITS

★									10

ADMINISTRATIVE SHUTTLES

CREW UNITS REAR HULL

									10
									20
									30
									40
									50

USE WHEN CREW UNITS IN REAR HULL ARE TRANSFERRED TO THE BOOM PRIOR TO SEPARATION.

BP UNITS REAR HULL

									10

WHEN USED FOR A C9A, REPLACE THE TWO CARGO BOXES WITH AN SFG REQUIRING TWO DAMAGE POINTS TO DESTROY. BPY + 20.

TYPE I OFFENSIVE PHASER TABLE

DIE RANGE	6-9	9-16	16-26	26-51	51-75
ROLL 0	1	2	3	4	5
1	9	8	7	6	5
2	8	7	6	5	4
3	7	5	4	4	3
4	6	4	4	4	3
5	5	4	4	3	3
6	4	4	3	2	2

TYPE II PHASER TABLE

DIE RANGE	4-9	9-16	16-31	31-50
ROLL 0	1	2	3	8
1	6	5	4	3
2	6	5	4	2
3	6	4	4	1
4	5	4	3	1
5	5	4	3	0
6	5	3	3	0

DISRUPTOR TABLE

RANGE	0	1	2	3-4	5-8	9-15	16-22	23-30	31-40
HIT (STD)	NR	1-5	1-4	1-4	1-4	1-4	1-3	1-2	1-2
HIT (UIM)	NR	1-5	1-4	1-4	1-4	1-4	1-4	1-2	1-2
HIT (DERFACS)	NR	1-5	1-4	1-4	1-4	1-4	1-3	1-3	1-2
HIT (OVERLOAD)	1-6	1-5	1-4	1-4	NR	NR	NR	NR	NR
HIT (OL/UIM)	1-6	1-5	1-5	1-5	1-5	NR	NR	NR	NR
DAMAGE, STD	0	5	4	4	3	3	2	2	1
DAMAGE, OULD	10	10	8	8	6	6	0	0	0

WARP ENERGY MOVEMENT COST = 1/2 ENERGY POINT PER HEX

RANGE	0	1	2	3-4	5-8	9-15	16-22	23-30	31-40
Standard	1	2	3	3	4	4	5	6	7
Fract.	1/2	1	1 1/2	2	2 1/2	3	3 1/2	4	4 1/2

SHIP DATA TABLE = C9-BM

POINT VALUE = 75
 BREAKDOWN = 2-6
 SHIELD COST = 1/2+1/2
 LIFE SUPPORT = 1/2
 SIZE CLASS = 4
 REFERENCE = R3.2

B REFIT = +2
 K REFIT = +4
 Y17S REFIT = +2
 2 X UIM STANDARD
 BPV WITHOUT
 WARP ENGINES = 54/33

WITHOUT WARP ENGINES, THE BOOM HAS ONLY 5 BOX SHIELDS.

ANTI-DRONES

ADD HAS 6 ROUNDS PRIOR TO Y17S

ANTI-DRONE TABLE

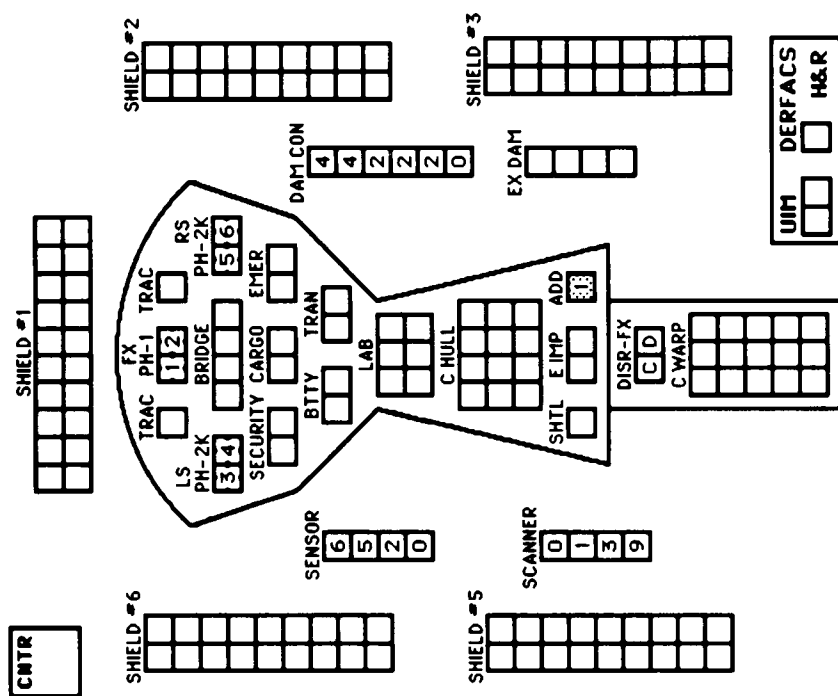
RANGE	0	1	2	3	4+
HIT*	-	1-2	1-3	1-4	-

TYPE III DEFENSE PHASER

DIE RANGE	4-9	9-15
ROLL 0	1	2
1	4	4
2	4	4
3	4	4
4	4	4
5	4	3
6	3	3



FX = L + LF + RF + R
 LS = LF + L + LR
 RS = RF + R + RR



PH-2'S MARKED "K" ARE CHANGED TO PH-1 ON THE K-REFIT.

SHADED BOX IS THE B-REFIT.

FX PHASERS HAVE (D2.33) ARCS. 360° WITHOUT WARP ENGINE.

WARP ENERGY MOVEMENT COST = 1/2 ENERGY POINT PER HEX

RANGE	0	1	2	3-4	5-8	9-15	16-22	23-30	31-40
Standard	1	2	3	3	4	4	5	6	7
Fract.	1/2	1	1 1/2	2	2 1/2	3	3 1/2	4	4 1/2

KLINGON C8 DREADNOUGHT SEPARATED BOOM

ADMINISTRATIVE SHUTTLES

IDENT	HIT POINTS	NOTES
10		

C8 CAN LAUNCH ONE DRONE EACH TURN.
B-REFIT CAN LAUNCH ONE DRONE FROM EACH RACK EACH TURN.
C8S CAN LAUNCH ONE DRONE FROM EACH RACK EACH TURN.
C8Y REPLACE ADD WITH PROBE AND DRONE RACKS WITH TWO 12 SHOT ADDS.

BP UNITS REAR HULL

10								
----	--	--	--	--	--	--	--	--

USE WHEN CREW UNITS IN REAR HULL ARE TRANSFERRED TO THE BOOM PRIOR TO SEPARATION.

BRDING PRITIES ANTI-DRONE TABLE

6								
RANGE	0	1	2	3	4+			
HIT*	-	1-2	1-3	1-4	-			

CREW UNITS

10								
----	--	--	--	--	--	--	--	--

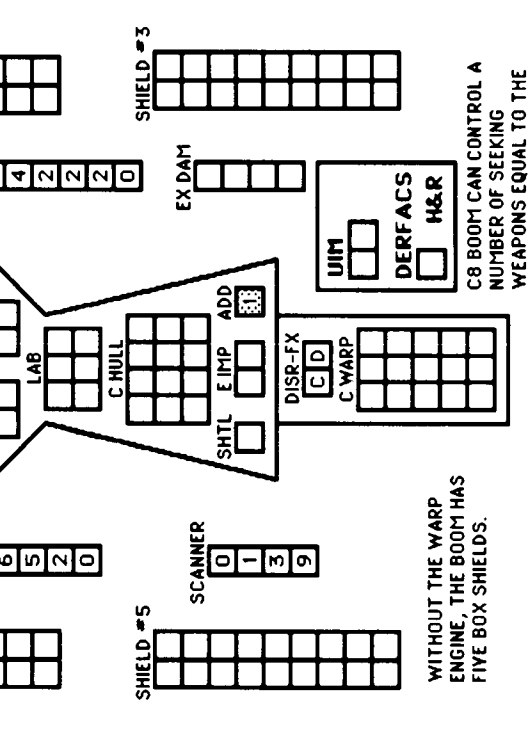
CREW UNITS REAR HULL

10								
20								
30								
40								
50								

SHIP DATA TABLE

TYPE = CB-BM
POINT VALUE = 75
BREAKDOWN = 2-6
SHIELD COST = 1/2+1/2
LIFE SUPPORT = 1/2
SIZE CLASS = 4
REFERENCE = R3.3

B REFIT +4 Y175 +4
K REFIT +4 2 X UIM
BPV WITHOUT
WARP ENGINES = 54/33



DRONE RACKS (C8)

1								
2								

SHIP HAD TYPE-A DRONE RACKS (ONE RELOAD) UNTIL THE Y175 REFIT, WHICH CONVERTED THESE TO TYPE-B DRONE RACKS (2 RELOADS) ON THE K-REFIT.

DRONE RACKS (CBS)

1								
2								

RACKS HAD THREE RELOADS ONE RELOAD IS ENTIRELY ADDS.

TYPE I OFFENSIVE PHASER TABLE

DIE RANGE	4-9	16-26	51-75
ROLL 0	1 2 3 4 5 6	7 8 9 10 11 12 13 14 15 16 17 18 19 20 21 22 23 24 25 26 27 28 29 30 31 32	33 34 35 36 37 38 39 40 41 42 43 44 45 46 47 48 49 50 51 52 53 54 55 56 57 58 59 60 61 62 63 64 65 66 67 68 69 70 71 72 73 74 75

TYPE II PHASER TABLE

DIE RANGE	4-9	16-31
ROLL 0	1 2 3 4 5 6	7 8 9 10 11 12 13 14 15 16 17 18 19 20 21 22 23 24 25 26 27 28 29 30 31

TURN MODE SPEED

TURN MODE	1	2	3	4	5	6
SPEED	2-4	5-9	10-14	15-20	21-27	28+

DISRUPTOR TABLE

RANGE	0	1	2	3-4	5-8	9-15	16-22	23-30	31-40
HIT (STD)	NR	1-5	1-4	1-4	1-4	1-4	1-3	1-2	1-2
HIT (UIM)	NR	1-5	1-4	1-4	1-4	1-4	1-3	1-2	1-2
HIT (DERFACS)	NR	1-5	1-4	1-4	1-4	1-4	1-3	1-2	1-2
HIT (OVERLOAD)	1-6	1-5	1-4	1-4	1-4	1-4	NR	NR	NR
HIT (OL/UIM)	1-6	1-5	1-5	1-5	1-5	1-5	NR	NR	NR
DAMAGE, STD	0	5	4	4	3	3	2	2	1
DAMAGE, OULD	10	10	8	8	6	6	0	0	0

SHADED BOX IS THE B-REFIT.

C8 BOOM CAN CONTROL A NUMBER OF SEEKING WEAPONS EQUAL TO THE SENSOR RATING. C8Y AND C8S CAN CONTROL A NUMBER OF SEEKING WEAPONS EQUAL TO DOUBLE SENSOR RATING AND CAN LEND EW TO THEIR FIGHTERS.

FX PHASERS HAVE (D2.33) ARCS; ARE 360° IF WARP ENGINE IS DROPPED.

C8 HAS ONE ADD WITH SIX ROUNDS ADDED IN B REFIT. THIS HAS 12 ROUNDS AFTER Y175 REFIT. C8Y HAS TWO 12 ROUND ADDS.

WITHOUT THE WARP ENGINE, THE BOOM HAS FIVE BOX SHIELDS.

PROBES

1								
2								

ANTI-DRONES

1								
2								

FX = L + LF + RF + R
LS = LF + L + LR
RS = RF + R + RR

USED BY C8, C8Y, AND C8S.

WARP ENERGY MOVEMENT COST = 1/2 ENERGY POINT PER HEX

RANGE	0	1	2	3-4	5-8	9-15	16-22	23-30	31-40
HIT (STD)	NR	1-5	1-4	1-4	1-4	1-4	1-3	1-2	1-2
HIT (UIM)	NR	1-5	1-4	1-4	1-4	1-4	1-3	1-2	1-2
HIT (DERFACS)	NR	1-5	1-4	1-4	1-4	1-4	1-3	1-2	1-2
HIT (OVERLOAD)	1-6	1-5	1-4	1-4	1-4	1-4	NR	NR	NR
HIT (OL/UIM)	1-6	1-5	1-5	1-5	1-5	1-5	NR	NR	NR
DAMAGE, STD	0	5	4	4	3	3	2	2	1
DAMAGE, OULD	10	10	8	8	6	6	0	0	0

WARP ENERGY MOVEMENT COST = 1/2 ENERGY POINT PER HEX

RANGE	0	1	2	3	4	5	6	7	8	9	10	11	12	13	14	15	16	17	18	19	20	21	22	23	24	25	26	27	28	29	30
SPEED	1	2	3	4	5	6	7	8	9	10	11	12	13	14	15	16	17	18	19	20	21	22	23	24	25	26	27	28	29	30	

Standard 1 1 2 2 3 3 4 4 5 5 6 6 7 7 8 8 9 9 10 10 11 11 12 12 13 13 14 14 15 15
Fract. 1/2 1 1 1/2 2 2 1/2 3 3 1/2 4 4 1/2 5 5 1/2 6 6 1/2 7 7 1/2 8 8 1/2 9 9 1/2 10 10 1/2 11 11 1/2 12 12 1/2 13 13 1/2 14 14 1/2 15 15 1/2

KLINGON F-BOOM

CNTR

TYPE	=	F-BM
POINT VALUE	=	35/20
BREAKDOWN	=	--
SHIELD COST	=	0
LIFE SUPPORT	=	0
SIZE CLASS	=	4
REFERENCE	=	R3.6
K REFIT	=	+2
UIM REFIT	=	+5

F5C, F5L, AND E5 ONLY.

THIS BOOM IS USED FOR ALL VERSIONS OF THE FS EXCEPT THE FSJ, FX, FSW, AND F6. THIS BOOM IS USED FOR THE E5.

SOME VERSIONS INCLUDE THE K REFIT AND THEIR BPOYS MUST INCLUDE THIS. SOME VERSIONS CAN NEVER HAVE THE K REFIT. THIS MUST BE DETERMINED FOR EACH SUCH SHIP AT THE TIME OF SEPARATION.

CREW UNITS REAR HULL

										10
										20

USE WHEN CREW UNITS IN REAR HULL ARE TRANSFERRED TO THE BOOM PRIOR TO SEPARATION.

BP UNITS REAR HULL

										10
--	--	--	--	--	--	--	--	--	--	----

ADJUST FOR ORIGINAL CLASS.

UIM

F5C, F5L, AND E5 ONLY.

DIE RANGE	4-9-16-26-51-	6-9-16-26-51-	8-15-25-50-75
ROLL 0	1 2 3 4 5 6 7 8	1 2 3 4 5 6 7 8	1 2 3 4 5 6 7 8
1	9 8 7 6 5 4 3 2	1 1 1 1 1 1 1 1	1 1 1 1 1 1 1 1
2	8 7 6 5 4 3 2 1	1 1 0 0 0 0 0 0	1 1 0 0 0 0 0 0
3	7 5 4 4 4 3 1 0	0 0 0 0 0 0 0 0	0 0 0 0 0 0 0 0
4	6 4 4 4 4 3 2 0	0 0 0 0 0 0 0 0	0 0 0 0 0 0 0 0
5	5 4 4 4 4 3 1 0	0 0 0 0 0 0 0 0	0 0 0 0 0 0 0 0
6	4 4 3 3 2 2 0 0	0 0 0 0 0 0 0 0	0 0 0 0 0 0 0 0

DIE RANGE	4-9-16-31-	6-9-16-31-	8-15-30-50
ROLL 0	1 2 3 4 5 6	1 2 3 4 5 6	1 2 3 4 5 6
1	6 5 4 3 2 1	1 1 1 1 1 1	1 1 1 1 1 1
2	5 4 4 2 1 0	0 0 0 0 0 0	0 0 0 0 0 0
3	4 4 4 1 1 0	0 0 0 0 0 0	0 0 0 0 0 0
4	3 4 3 1 0 0	0 0 0 0 0 0	0 0 0 0 0 0
5	2 3 3 0 0 0	0 0 0 0 0 0	0 0 0 0 0 0
6	1 3 3 0 0 0	0 0 0 0 0 0	0 0 0 0 0 0

THIS IS A SUBLIGHT UNIT. A GIVEN BOOM HAS THE SAME SEEKING WEAPON CONTROL ABILITY AS THE ORIGINAL SHIP FROM WHICH IT SEPARATED (I.E., A MULTIPLE OF THE CURRENT SENSOR RATING).

CREW UNITS

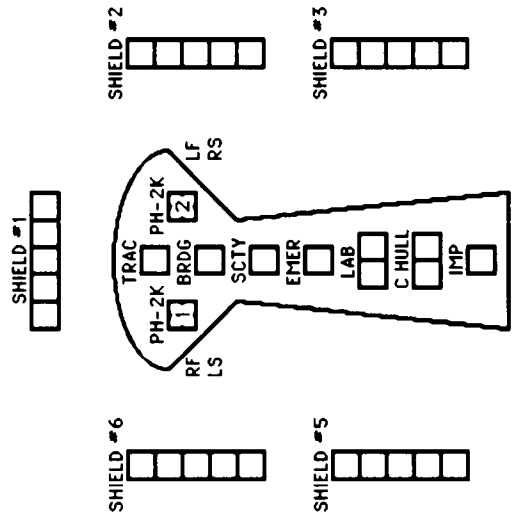
										6
--	--	--	--	--	--	--	--	--	--	---

BOARDING PARTIES

										3
--	--	--	--	--	--	--	--	--	--	---



LS = LF + L + LR
RS = RF + R + RR



SHIELD #4

--	--	--	--	--

SENSOR

5	1
---	---

 DAM CON

2	2	2	0
---	---	---	---

 EX DAM

--	--

 SCANNER

1	9
---	---

F5G MARINES (R HULL)

										10
										20

PHASER-2'S MARKED "K" ARE CHANGED TO PHASER-1 ON THE K-REFIT.

KLINGON D5 WAR CRUISER SEPARATED BOOM

CREW UNITS

8

BOARDING PARTIES

4

PROBES

5

CREW UNITS REAR HULL

										10
										20
										30
										40

USE WHEN CREW UNITS IN REAR HULL ARE TRANSFERRED TO THE BOOM PRIOR TO SEPARATION.

BP UNITS REAR HULL

										8
--	--	--	--	--	--	--	--	--	--	---

ADJUST FOR ORIGINAL CLASS.

SHIP DATA TABLE

TYPE = D5-BM
 POINT VALUE = 55/26
 BREAKDOWN = --
 SHIELD COST = 0
 LIFE SUPPORT = 0
 SIZE CLASS = 4
 REFERENCE = R3.23

1 UIM STANDARD

CMTR

--	--	--	--	--	--

SENSOR

5	1	0
---	---	---

SCANNER

1	5	9
---	---	---

DAM CON

2	2	2	0
---	---	---	---

EX DAM

--	--



TYPE I OFFENSIVE PHASER TABLE

DIE RANGE	6-	9-	16-	26-	51-						
ROLL 0	1	2	3	4	5	8	15	25	50	75	
1	9	8	7	6	5	5	4	3	2	1	1
2	8	7	6	5	5	4	3	2	1	1	0
3	7	5	5	4	4	4	3	1	0	0	0
4	6	4	4	4	4	3	2	0	0	0	0
5	5	4	4	4	3	3	1	0	0	0	0
6	4	4	3	3	2	2	0	0	0	0	0

TYPE II PHASER TABLE

DIE RANGE	4-	9-	16-	31-				
ROLL 0	1	2	3	8	15	30	50	
1	6	5	4	3	2	1	1	
2	6	5	4	4	2	1	1	0
3	6	4	4	4	1	1	0	0
4	5	4	4	3	1	0	0	0
5	5	4	3	3	0	0	0	0
6	5	3	3	3	0	0	0	0

HIT & RUN

UIM

DERFACS

TYPE III DEFENSE PHASER

DIE RANGE	4-	9-				
ROLL 0	1	2	3	8	15	
1	4	4	4	3	1	1
2	4	4	4	2	1	0
3	4	4	4	1	0	0
4	4	4	3	0	0	0
5	4	3	2	0	0	0
6	3	3	1	0	0	0

THE PHASERS ON THE D5I BOOM ARE PHASER-2. THERE IS NO UIM. BPV = 50/20.

NOTE THAT DERFACS AND UIM SYSTEMS ARE IN THE BOOM1, BUT THESE SYSTEMS CANNOT BE USED.

THIS IS A SUBLIGHT UNIT.

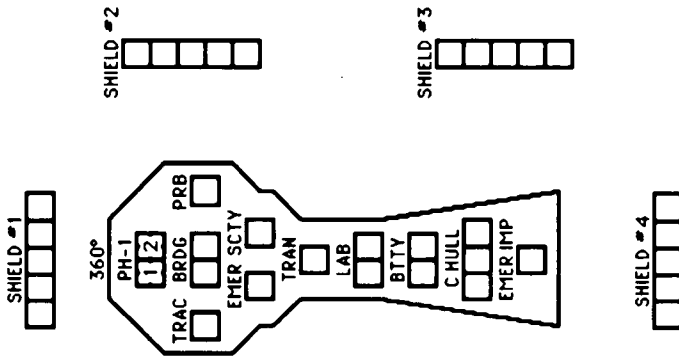
A GIVEN BOOM HAS THE SAME SEEKING WEAPON CONTROL ABILITY AS THE ORIGINAL SHIP FROM WHICH IT SEPARATED (I.E., A MULTIPLE OF THE CURRENT SENSOR RATING).

THIS BOOM IS USED BY ALL VERSIONS OF THE D5 EXCEPT THE D5J.

WHEN USED FOR A D5A, REPLACE BOTH FORWARD PHASER WITH AN SFG REQUIRING TWO DAMAGE POINTS TO DESTROY. THE SFG IS HIT ON PHASER DAMAGE POINTS. BPV + 8. FIRING ARC = LF + RF.

THIS BOOM IS USED FOR THE D5W.

D5Y BOOMS CAN LEND EW TO THEIR FIGHTERS.



D5G MARINES (R HULL)

										10
										20

KLINGON D6J PENAL BATTLECRUISER SEPARATED BOOM

CNTR

SHIP DATA TABLE	
TYPE =	DJ-BM
POINT VALUE =	60/40
BREAKDOWN =	2-6
SHIELD COST =	0
LIFE SUPPORT =	0
SIZE CLASS =	4
REFERENCE =	R3.36
BPV WITHOUT	
WARP ENGINES =	52/36

CREW UNITS REAR HULL

									10
									20
									30

USE WHEN CREW UNITS IN REAR HULL ARE TRANSFERRED TO THE BOOM PRIOR TO SEPARATION.

BP UNITS REAR HULL

									10
--	--	--	--	--	--	--	--	--	----

CREW UNITS

									9
--	--	--	--	--	--	--	--	--	---

BOARDING PARTIES

									4
--	--	--	--	--	--	--	--	--	---

DAMLCON

4	4	2	2	2	0
---	---	---	---	---	---

EX DAM

--	--

SHIELD #1

--	--	--	--	--	--	--	--	--	--	--	--	--	--	--	--	--	--	--	--

SHIELD #2

--	--	--	--	--	--	--	--	--	--	--	--	--	--	--	--	--	--	--	--	--

SHIELD #3

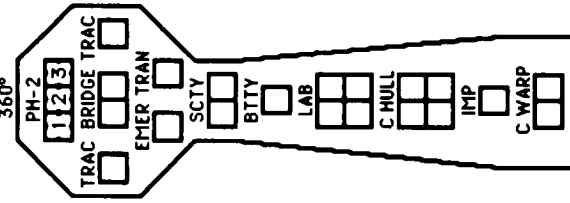
--	--	--	--	--	--	--	--	--	--	--	--	--	--	--	--	--	--	--	--	--

SENSOR

6	5	1	0
---	---	---	---

SCANNER

0	1	S	9
---	---	---	---



SHIELD #6

--	--	--	--	--	--	--	--	--	--	--	--	--	--	--	--	--	--	--	--	--

SHIELD #5

--	--	--	--	--	--	--	--	--	--	--	--	--	--	--	--	--	--	--	--	--

SHIELD #4

--	--	--	--	--	--	--	--	--	--	--	--	--	--	--	--	--	--	--	--	--

TURN MODE		SPEED
A	1	2-6
	2	7-12
	3	13-19
	4	20-26
	5	27+
BD		



TYPE II PHASER TABLE

DIE ROLL	RANGE					4-9-16-31-50				
	0	1	2	3	8	15	30	50		
1	6	5	4	3	2	1	1	1		
2	6	5	4	4	2	1	1	0		
3	6	4	4	4	1	1	0	0		
4	5	4	4	3	1	0	0	0		
5	5	4	3	3	0	0	0	0		
6	5	3	3	3	0	0	0	0		

TYPE III DEFENSE PHASER

DIE ROLL	4-9-15				
	0	1	2	3	8
1	4	4	4	3	1
2	4	4	4	2	1
3	4	4	4	1	0
4	4	4	3	0	0
5	4	3	2	0	0
6	3	3	1	0	0

SEE (R3.R5) FOR SPECIAL RULES PERTAINING TO THIS SHIP.

THIS SHIP CAN CONTROL A NUMBER OF SEEKING WEAPONS EQUAL TO THE SENSOR RATING.

WARP ENERGY MOVEMENT COST = 1/4 ENERGY POINT PER HEX 5 = HET COST 6 = ERRATIC MANEUVER WARP COST

SPEED	1	2	3	4	5	6	7	8	9	10	11	12	13	14	15	16	17	18	19	20	21	22	23	24	25	26	27	28	29	30
Standard	1	1	1	1	2	2	2	2	3	3	3	4	4	4	4	4	5	5	5	6	6	6	6	7	7	7	7	8	8	8
Frac.	1/4	1/2	3/4	1	1 1/4	1 1/2	1 3/4	2	2 1/4	2 1/2	2 3/4	3	3 1/4	3 1/2	3 3/4	4	4 1/4	4 1/2	4 3/4	5	5 1/4	5 1/2	5 3/4	6	6 1/4	6 1/2	6 3/4	7	7 1/4	7 1/2

KLINGON D5J PENAL WAR CRUISER SEPARATED BOOM

CREW UNITS

8					
---	--	--	--	--	--

CREW UNITS REAR HULL

10					
20					
30					

BOARDING PARTIES

4			
---	--	--	--

USE WHEN CREW UNITS IN REAR HULL ARE TRANSFERRED TO THE BOOM PRIOR TO SEPARATION.

PROBES

5			
---	--	--	--

BPS REAR HULL

4			
---	--	--	--

SHIP DATA TABLE

TYPE = D5J-BM
 POINT VALUE = 60/30
 BREAKDOWN = 2-6
 SHIELD COST = 0
 LIFE SUPPORT = 0
 SIZE CLASS = 4
 REFERENCE = R3.37

BPV WITHOUT WARP ENGINES = 52/26

TURN MODE SPEED

A	1	2-6
	2	7-12
	3	13-19
BD	4	20-26
	5	27+

TYPE I OFFENSIVE PHASER TABLE

DIE RANGE	6-9	16-26	51-75
ROLL 0	1 2 3 4 5 6 7 8 9	1 2 3 4 5 6 7 8 9	1 2 3 4 5 6 7 8 9
1	9 8 7 6 5 4 3 2 1	1 1 1 1 1 1 1 1 1	1 1 1 1 1 1 1 1 1
2	8 7 6 5 4 3 2 1 0	1 1 1 1 1 1 1 1 0	1 1 1 1 1 1 1 1 0
3	7 5 4 4 4 3 1 0 0	0 0 0 0 0 0 0 0 0	0 0 0 0 0 0 0 0 0
4	6 4 4 4 4 3 2 0 0	0 0 0 0 0 0 0 0 0	0 0 0 0 0 0 0 0 0
5	5 4 4 4 4 3 1 0 0	0 0 0 0 0 0 0 0 0	0 0 0 0 0 0 0 0 0
6	4 4 3 3 2 2 0 0 0	0 0 0 0 0 0 0 0 0	0 0 0 0 0 0 0 0 0

TYPE III DEFENSE PHASER

DIE RANGE	4-9	15
ROLL 0	1 2 3 4 5 6 7 8 9	1 2 3 4 5 6 7 8 9
1	4 4 4 3 1 1 1 1 1	1 1 1 1 1 1 1 1 1
2	4 4 4 2 1 0 0 0 0	1 0 0 0 0 0 0 0 0
3	4 4 4 1 0 0 0 0 0	0 0 0 0 0 0 0 0 0
4	4 4 3 0 0 0 0 0 0	0 0 0 0 0 0 0 0 0
5	4 3 2 0 0 0 0 0 0	0 0 0 0 0 0 0 0 0
6	3 3 1 0 0 0 0 0 0	0 0 0 0 0 0 0 0 0

SEE (R3.R5) FOR SPECIAL RULES PERTAINING TO THIS SHIP.

THIS SHIP CAN CONTROL A NUMBER OF SEEKING WEAPONS EQUAL TO THE SENSOR RATING.

DERFACS

H&R					
-----	--	--	--	--	--

NOTE THAT THE DERFACS SYSTEM IS IN THE BOOM, BUT THIS SYSTEM CANNOT BE USED.

CNTR

--	--	--	--	--	--

SENSOR

6	3	0
---	---	---

SCANNER


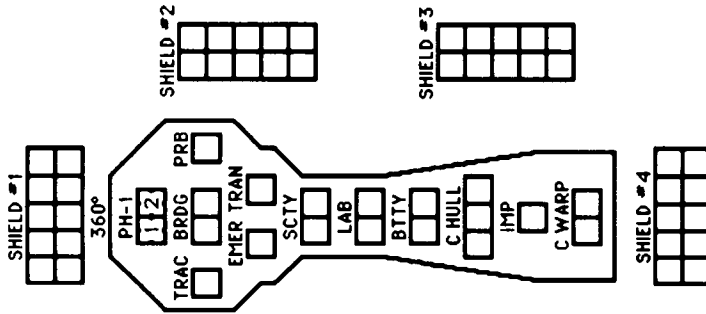
0	3	9
---	---	---

DAM CON

4	2	2	2	0
---	---	---	---	---

EX DAM

--	--



WARP ENERGY MOVEMENT COST = 1/4 ENERGY POINT PER HEX [5] = HET COST [6] = ERRATIC MANEUVER WARP COST

SPEED	1	2	3	4	5	6	7	8	9	10	11	12	13	14	15	16	17	18	19	20	21	22	23	24	25	26	27	28	29	30	
Standard	1	1	1	1	2	2	2	2	3	3	3	3	4	4	4	4	4	5	5	5	5	6	6	6	6	7	7	7	7	8	8
Fract.	1/4	1/2	3/4	1	1 1/4	1 1/2	1 3/4	2	2 1/4	2 1/2	2 3/4	3	3 1/4	3 1/2	3 3/4	4	4 1/4	4 1/2	4 3/4	5	5 1/4	5 1/2	5 3/4	6	6 1/4	6 1/2	6 3/4	7	7 1/4	7 1/2	

KLINGON F5J PENAL FRIGATE (DSF) SEPARATED BOOM

CREW UNITS REAR HULL

10									
----	--	--	--	--	--	--	--	--	--

USE WHEN CREW UNITS IN REAR HULL ARE TRANSFERRED TO THE BOOM PRIOR TO SEPARATION.

CREW UNITS

6					
---	--	--	--	--	--

SHIELD #1

--	--	--	--	--	--	--	--	--

CNTR

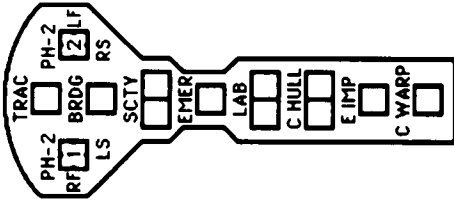
--	--

BPS REAR HULL

5			
---	--	--	--

BOARDING PARTIES

3	
---	--



SHIELD #6

--	--	--	--	--	--

SHIELD #2

--	--	--	--	--	--

SHIELD #5

--	--	--	--	--	--

SHIELD #3

--	--	--	--	--	--

SHIELD #4

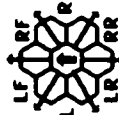
--	--	--	--	--	--	--	--	--

SHIP DATA TABLE

TYPE	= FJ-8M
POINT VALUE	= 40/25
BREAKDOWN	= 2-6
SHIELD COST	= 0
LIFE SUPPORT	= 0
SIZE CLASS	= 4
REFERENCE	= R3.38
BPV WITHOUT	
WARP ENGINES	= 36/23

TURN MODE SPEED

A	1	2-6
2	7-12	
3	13-19	
4	20-26	
5	27+	



LS = LF + L + LR
RS = RF + R + RR

SEE (R3.RS) FOR SPECIAL RULES PERTAINING TO THIS SHIP.

TYPE II PHASER TABLE

DIE RANGE	4-9-	16-31-
ROLL	0 1 2 3	8 15 30 50
1	6 5 5 4 3 2 1 1	1 1 0 0 0 0 0 0
2	6 5 4 4 4 2 1 1	1 1 0 0 0 0 0 0
3	6 4 4 4 4 1 1 0	0 0 0 0 0 0 0 0
4	5 4 4 4 3 1 0 0	0 0 0 0 0 0 0 0
5	5 4 3 3 3 0 0 0	0 0 0 0 0 0 0 0
6	5 3 3 3 3 0 0 0	0 0 0 0 0 0 0 0

TYPE III DEFENSE PHASER

DIE RANGE	4-9-	15
ROLL	0 1 2 3	8
1	4 4 4 3 1 1	1 0 0
2	4 4 4 2 1 0	0 0 0
3	4 4 4 1 0 0	0 0 0
4	4 4 3 0 0 0	0 0 0
5	4 3 2 0 0 0	0 0 0
6	3 3 1 0 0 0	0 0 0

THIS SHIP CAN CONTROL A NUMBER OF SEEKING WEAPONS EQUAL TO THE SENSOR RATING.

SENSOR

6	3	0
---	---	---

SCANNER

0	3	9
---	---	---

DAMCON

2	2	2	0
---	---	---	---

EX DAM

--	--

WARP ENERGY MOVEMENT COST = 1/8 ENERGY POINT PER HEX **5** = HET COST **6** = ERRATIC MANEUVER WARP COST

SPEED	1	2	3	4	5	6	7	8	9	10	11	12	13	14	15	16	17	18	19	20	21	22	23	24	25	26	27	28	29	30
Standard	1	1	1	1	1	1	1	1	1	2	2	2	2	2	2	2	2	2	2	3	3	3	3	3	3	3	4	4	4	4
Fract.	1/8	1/4	3/8	1/2	5/8	3/4	7/8	1	1 1/8	1 1/4	1 1/2	1 5/8	1 3/4	1 7/8	2	2 1/8	2 1/4	2 3/8	2 1/2	2 5/8	2 3/4	2 7/8	3	3 1/8	3 1/4	3 3/8	3 1/2	3 5/8	3 3/4	

KLINGON E4J PENAL ESCORT SEPARATED BOOM (ISF)

CREW UNITS

CREW UNITS REAR HULL

USE WHEN CREW UNITS IN REAR HULL ARE TRANSFERRED TO THE BOOM PRIOR TO SEPARATION.

BOARDING PARTIES

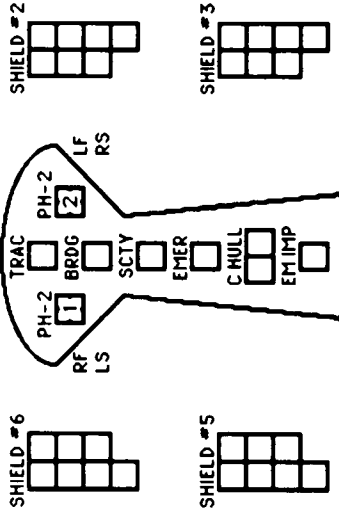
BPS REAR HULL

CMTR

SHIP DATA TABLE	
TYPE	= EJ-BM
POINT VALUE	= 33/18
BREAKDOWN	= --
SHIELD COST	= 0
LIFE SUPPORT	= 0
SIZE CLASS	= 4
REFERENCE	= R3.39



LS = LF + L + LR
RS = RF + R + RR



TYPE II PHASER TABLE

DIE ROLL	0	1	2	3	4	5	6
1	6	5	5	4	3	2	1
2	6	5	4	4	2	1	1
3	6	4	4	4	1	1	0
4	5	4	4	3	1	0	0
5	5	4	3	3	0	0	0
6	5	3	3	3	0	0	0

SEE (R3.RS) FOR SPECIAL RULES PERTAINING TO THIS SHIP.

TYPE III DEFENSE PHASER

DIE ROLL	0	1	2	3	4	5	6
1	4	4	4	3	1	1	1
2	4	4	4	2	1	0	0
3	4	4	4	1	0	0	0
4	4	4	3	0	0	0	0
5	4	3	2	0	0	0	0
6	3	3	1	0	0	0	0

THIS SHIP CAN CONTROL A NUMBER OF SEEKING WEAPONS EQUAL TO THE SENSOR RATING.

SENSOR

SCANNER

DAM CON

EX DAM

THIS IS A SUBLIGHT UNIT.

NEO-THOLIAN LIGHT CRUISER REAR HULL

CREW UNITS

10									
20									

ADMINISTRATIVE SHUTTLES

IDENT	HIT POINTS	NOTES

BOARDING PARTIES

--	--	--	--	--	--	--	--	--	--

TRANSPORTER BOMBS

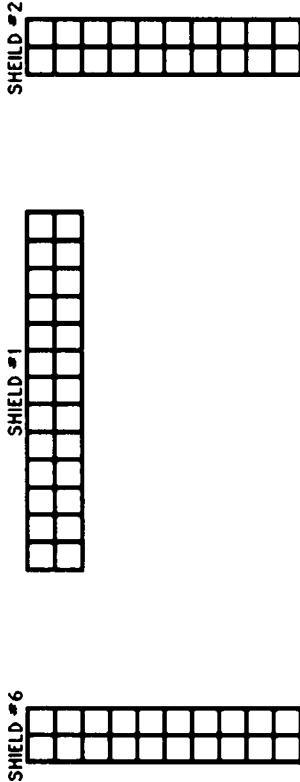
						D	D	D	D
--	--	--	--	--	--	---	---	---	---

PROBES

						5
--	--	--	--	--	--	---

SHIP DATA TABLE

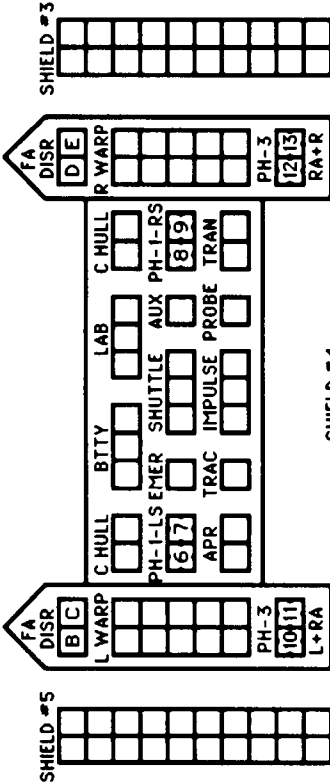
TYPE = NCL
 POINT VALUE = 80/100
 BREAKDOWN = 5-6
 SHIELD COST = 1+1
 LIFE SUPPORT = 1
 SIZE CLASS = 3
 REFERENCE = R7.64



TURN MODE SPEED

B	1	2	3	4	5	6
	2-5	6-10	11-15	16-21	22-28	29+

FA = LF + RF
 LS = LF + L + LR
 RS = RF + R + RR
 RA = LR + RR



TYPE III DEFENSE PHASER

DIE RANGE	1	2	3	4	9-
ROLL 0	1	4	4	4	3
	4	4	4	4	3
	2	4	4	4	2
	3	4	4	4	1
	4	4	4	3	0
	5	4	4	3	0
	6	3	3	1	0

TYPE I OFFENSIVE PHASER TABLE

DIE RANGE	1	2	3	4	5	6	9-	16-	26-	51-
ROLL 0	1	9	8	7	6	5	5	4	3	2
	1	1	1	1	1	1	1	1	1	1
	2	8	7	6	5	4	3	2	1	0
	3	7	5	4	4	4	3	1	0	0
	4	6	4	4	4	3	2	0	0	0
	5	5	4	4	4	3	1	0	0	0
	6	4	4	3	3	2	0	0	0	0

DISRUPTOR TABLE

RANGE	0	1	2	3-4	5-8	9-15	16-22	23-30
HIT (STD)	NR	1-5	1-4	1-4	1-4	1-4	1-3	1-2
HIT (DERFACS)	NR	1-5	1-4	1-4	1-4	1-4	1-3	1-3
HIT (OVERLOAD)	1-6	1-5	1-4	1-4	NR	NR	NR	NR
DAMAGE, STD	0	5	4	4	4	3	3	2
DAMAGE, OULD	10	10	8	8	6	6	0	0

HIT & RUN DERFACS

--	--	--	--	--	--	--	--	--	--

SENSOR

6	6	5	3	1	0
---	---	---	---	---	---

DAM CON

4	4	2	2	2	0
---	---	---	---	---	---

SCANNER

0	0	1	3	5	9
---	---	---	---	---	---


EX DAM

--	--	--	--	--	--

WARP ENERGY MOVEMENT COST = 2/3 ENERGY POINT PER HEX

SPEED	1	2	3	4	5	6	7	8	9	10	11	12	13	14	15	16	17	18	19	20	21	22	23	24	25	26	27	28	29	30
Standard	1	2	2	3	4	4	5	6	6	7	8	8	9	10	10	11	12	12	13	14	14	15	16	16	17	18	18	19	20	20
Fract.	2/3	1 1/3	2	2 2/3	3 1/3	4	4 2/3	5 1/3	6	6 2/3	7 1/3	8	8 2/3	9 1/3	10	10 2/3	11 1/3	12	12 2/3	13 1/3	14	14 2/3	15 1/3	16	16 2/3	17 1/3	18	18 2/3	19 1/3	20

5 = HET COST 6 = ERRATIC MANEUVER WARP COST

(SH107.0) DEADLY STINGS

(Y175)

by Andrew Dederer, Illinois

In Y175 the Hydrans began a series of counterattacks in an attempt to drive the Klingons and Lyrans out of their territory. Fighting was fierce, and many ships on both sides were destroyed. Several Klingon boom sections, detached from ships lost in action, had been gathered at an advanced Klingon base for eventual return to the shipyards at Klinshai. When the Hydrans began yet another major offensive, the Klingon sector commander decided to evacuate these booms. Lieutenant Kilgore was assigned to organize the convoy, and he fortuitously arranged for an escort.

The Hydrans detected the Klingon boom convoy and decided to launch an attack, but due to the impending arrival of Klingon reinforcements, they decided that they could not risk ships in a direct attack. The Cavalier class CVA *Restoration* and its escort launched their fighter group in an effort to catch and destroy the retreating Klingons.

(SH107.1) NUMBER OF PLAYERS: 2; the Hydran player and the Klingon player.

(SH107.2) INITIAL SET UP

HYDRANS: 23 Stinger-2, 4 Stinger-H, and 2 Stinger-E enter from the xx30 hex row on Turn #1, Impulse #2, speed max, WS-III.

KLINGON: ESCORTS: G2, 2x E3, AuxCVA (22x Z-2, 2x Z-2E), set up within 6 hexes of 2215, heading A, speed 10, WS-III.

BOOMS: 1x DJ, 1x D, 1x D5, 2x F, 1x FJ set up within 3 hexes of 2215, heading A, speed 10, WS-III.

FIGHTERS: Up to 12 fighters from the AuxCVA may be deployed at start anywhere within 3 hexes of any Klingon ship or boom, heading A, speed 10, WS-III.

REINFORCEMENTS: F5C *War King*, F5B *War Chant*, and F5B *War Cry* arrive on Turn #9, 30 hexes in direction A from the nearest Klingon boom, heading C, speed max, WS-III.

(SH107.3) LENGTH OF SCENARIO: The scenario continues until all forces belonging to one side have been destroyed, captured, or have disengaged.

(SH107.4) SPECIAL RULES

(SH107.41) MAP: Use a floating map.

The Hydran units can only disengage in direction D.

The Klingon units can only disengage in direction A.

Units which disengage in unauthorized directions or areas are considered destroyed.

(SH107.42) SHUTTLES AND PFs: No shuttles or PFs have warp booster packs.

(SH107.421) If MRS shuttles are to be used, the AuxCVA may have one.

(SH107.422) If using EW fighters, their limits are as defined in (SH107.2). If not using EW fighters, replace

the Hydran Stinger-Es with Stinger-2s and the Klingon Z-2Es with standard Z-2s. Note that only 17 of the Stinger-2s, the 4 Stinger-Hs, and the 2 Stinger-Es are from the Cavalier and can be organized into squadrons. The remaining six Stinger-2s are from the Cavalier's DE escort and cannot be protected by the EW of the Stinger-Es. The Hydran player must organize his fighters into three squadrons for this purpose, and the Klingon player must organize his fighters into two squadrons.

(SH107.423) There are no PFs in this scenario.

(SH107.43) COMMANDER'S OPTION ITEMS

(SH107.431) There are no Commander's Options available to the Klingons in this scenario. The Klingon High Command allotted the escorts the lowest priority for these items because they were mostly police units and heading for the rear in any case. The AuxCVA has the allowable limit on fighter pods in its stockpile (J11.13). No pods beyond the numbers specified in (J11.131) may be used. These pods have no effect on the victory conditions.

The Hydrans may equip their fighters with any pods that would be a part of their stockpiles (J11.13). No pods beyond the numbers specified in (J11.131) may be used. These pods have no effect on the victory conditions.

(SH107.432) All drones are "medium," speed-20.

Each drone-armed ship can select special drones up to the historical racial percentages. This has no effect on the victory conditions.

(SH107.44) REFITS: Are as provided in (SH107.44) with the exception that all units have received the Y175 refit.

(SH107.45) BOOMS: All the booms are undamaged. They have all used up their entire repair capability before this scenario began and may not use (D9.7) or (D14.0). The booms are considered to have been on passive fire control (D19.0) before the scenario began. No boom may attempt to sublight disengage before the end of Turn #4, and for this purpose every six crippled Stingers count as one "ship" under (C7.32). Round fractions of 0.5 or more up, i.e., nine Stingers would count as two ships, but eight Stingers would count as one. To be counted, a given Stinger must be within the specified 15 hexes of the boom attempting to sublight.

(SH107.46) SPEED: No Klingon ship (including booms but not fighters) may exceed a speed of 10 on the first turn, and no Klingon ship towing a boom can exceed a speed of 10.

(SH107.5) VICTORY CONDITIONS: Use the Modified Victory Conditions (S2.201). Use the combat (not economic) BPV for the Klingon booms. The Hydrans do not receive any points for any booms that they damage but do not destroy. The Klingons receive a bonus equal to the combat BPV of any boom (in any condition) which has not disengaged by sublight evasion at the end of the scenario. This bonus is doubled if the boom has at least one engine box remaining and tripled if the boom is undamaged. The Hydrans win automatically if all booms are destroyed.

(SH107.6) VARIATIONS: The scenario can be played again under different conditions by making one or more of the following changes:

(SH107.61) For a smaller and faster scenario, remove all the non-boom Klingon ships and their fighters and 18 of the Stingers. This makes a good scenario to train novices.

(SH107.62) If the Hydrans had allowed themselves time to organize an enveloping attack, they could have deployed some fighters on the 01xx hex row and others on the 42xx hex row. The Klingon reinforcements, however, would arrive one turn earlier if Hydran fighters were placed in 0116-0132 and/or 4216-4232 and two turns earlier if Hydran fighters were placed in 0101-0132 and/or 4201-4232.

(SH107.63) Move the action to Kzinti space and replace the Stingers with 22 HAAS, each carrying two type-IM drones and two HAAS-E, but delete the AuxCVA and its fighters from the Klingon force.

(SH107.7) BALANCE: The scenario can be balanced between players of different skill levels by one or more of the following:

(SH107.71) Change the G2 to an E4.

(SH107.72) Replace the AuxCVA with an AuxCVL, and reduce the number of Z-2s appropriately.

(SH107.73) Delete or add a D-boom to the Klingon force.

(SH107.8) TACTICS

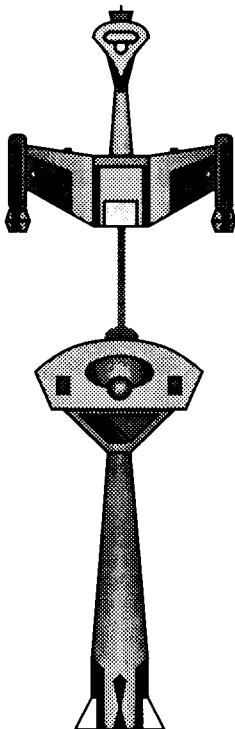
HYDRAN: Try to stay out of ADD range of the Klingons, and since there are no T-bombs, stay concentrated. Use gatling phasers and chaff (especially chaff pods) to avoid the drones, and save the fusions for the ships. Only one Stinger is needed to kill one boom.

KLINGON: Charge with your escorts and fighters right into the Hydran fighter attack, preceded by one or more waves of drones.

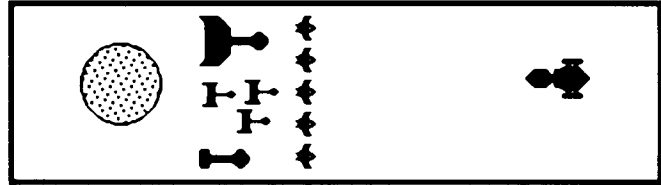
(SH107.9) PLAYTESTERS COMMENTS: An interesting battle since one side has only fighters and no ships. Unique combination of Klingon ships adds interest.

(SH107.X) DESIGNER'S NOTES: The object of the scenario was to create a historical moment (the battle involving the largest number of detached booms) as well as an interesting situation between unusual units.

HISTORICAL OUTCOME The Hydran fighters pushed home their attack in the face of the Klingon escorts' efforts to halt them. In short order, the entire force of Klingon fighters was destroyed, along with their carrier and one of the E3s. The Hydrans were, however, only able to destroy one of the F-booms before the survivors were forced to disengage by the appearance of the *War King* and her consorts.



(SH108.0) A KLINGON'S REVENGE



(Y180)

by Fred Bretsch, Michigan

Y179 was a disastrous year for the Coalition. Despite the introduction of PFs, the Klingons had been almost completely ejected from Federation space.

During the confused fighting of Y179, a small Klingon task group, at great cost to itself, succeeded in turning back one of the Federation attacks, at least for a short time. It had quickly become apparent that another Federation attack was mounting, and the position was totally untenable.

Unfortunately, there were several units which were too badly damaged to withdraw. The local Klingon Commander directed these units to conceal themselves near a small planet on the outskirts of an otherwise uninhabited system. His plan was to organize a counter-attack to retrieve them later.

The counter-attack never materialized since the forces to mount it simply were not available. The Klingon High Command was forced to write off the units.

Unaware that they had been abandoned, the Klingons did their best to survive and wait for help. They did not dare transmit messages themselves for fear of betraying their position; they assumed that no messages were sent to them for the same reasons since their decoders quickly fell out of date.

Late in Y180, a Federation police cutter happened upon the Klingon ships, now far behind the fighting front. As it approached the obviously abandoned and derelict hulks, it was surprised to learn that they had some fight left in them.

The police ship might have withdrawn, but the Andorian commander refused to run from the battle he was offered.

(SH108.1) NUMBER OF PLAYERS: 2; the Federation player and the Klingon player.

(SH108.2) INITIAL SET UP

TERRAIN: Class M Planet (P2.21) in 2215.

FEDERATION: POL+ *Deputy* in 1030, heading B, speed 15, WS-II.

KLINGON: D-boom in 2116, heading E, speed 0 [standard orbit (P8.0)], WS-III. See (SH108.451).

D5P in 2315, heading B, speed 0 [standard orbit (P8.0)], WS-III. This ship has no warp power; see special rule (SH108.452).

Three G1s and five Z-Y fighters are available to the Klingons; all but one G1 and two Z-Ys begin the scenario at a casual base (J13.0) on the planet. One G1 is docked to the D5P at start, and two Z-Ys are in the D5P's shuttle bay at start. See (SH108.453) for special rules on the G1s and (SH108.454) for special rules on the Z-Ys.

(SH108.3) LENGTH OF SCENARIO: The scenario continues until all forces belonging to one side have been destroyed, captured, or have disengaged.

(SH108.4) SPECIAL RULES

(SH108.41) MAP: The map is fixed; it does not float. Any unit leaving the map has disengaged and cannot return.

The Klingon units cannot disengage in any direction.

The Federation units can disengage in any direction.

Units which disengage in unauthorized directions or areas are considered destroyed.

(SH108.42) SHUTTLES AND PFs: No shuttles or PFs have warp booster packs.

(SH108.421) There are no MRS shuttles in this scenario, and none of the ships in this scenario are qualified to carry one. (It might be an interesting variation to assume that an MRS had been left behind with this group due to some oversight and was somehow maintained in operational condition, but this is historically very unlikely.)

(SH108.422) There is no EW fighter in this scenario as the Klingons scrapped it for parts.

(SH108.423) The three G1 PFs in this scenario are all standard G1s.

(SH108.43) COMMANDER'S OPTION ITEMS

(SH108.431) The following ships have the following special equipment in lieu of purchasing Commander's Option Items: The Federation police ship has two T-bombs and associated dummies.

(SH108.432) All drones are "medium," speed-20.

Each non-Klingon drone-armed ship can select special drones up to the historical racial percentages as part of the Commander's Option Items. Note that (S3.2) allows drone ships extra points for this purpose.

(SH108.44) REFITS: The Klingon D-boom has received the "K" refit. The Federation police cutter has the plus, AWR, and drone refits.

(SH108.45) KLINGONS: The Klingon units present in this scenario had been very badly damaged in battle. To make matters worse, they have been without spare parts of any kind for nearly a year, so internal breakdowns, if they can be repaired at all, are repaired by jury rigging. To reflect this, use the following special rules:

(SH108.451) BOOM: The D-boom has the following operable systems and capabilities:

(SH108.4511) All three of its phasers, both bridge boxes, the security station, the transporter, one tractor, the battery, and the impulse engine are operational. One excess damage box is checked off. Only one [2] is left on the Damage Control Track, but the unit cannot use (D9.7). (The unit had been using the last 2 box on its track to repair shields by using one point of impulse and one point of battery every other "turn.") Sensor and Scanner tracks are as per (G12.43) and the SSD. All boxes not specifically listed above are marked as destroyed.

(SH108.4512) Its emergency five-box shields (G12.332) are intact.

(SH108.4513) It has five crew units, of which one represents two boarding parties and one has been converted into a militia squad.

(SH108.452) PF TENDER: The D5P was almost totally wrecked in the battle and had to jettison its warp nacelles. All 24 warp boxes and all 4 disruptors are marked "destroyed" before the battle begins.

(SH108.4521) Both shuttle boxes [there is only one admin shuttle (SH108.455)], one transporter, both bridge boxes, one security station, one mech-tractor beam, two repair boxes [see (SH108.4533)], two phaser-1s, and one special sensor are operational. (The Klingons had been using the ship's scout ability to watch for approaching ships. This allowed them time to shut down all other systems when any were detected, in order to hide.) The Sensor and Scanner tracks on this ship were fully repaired. All impulse boxes provide power, although two of those in the rear hull were partially repaired as APRs. (The boom impulse engine will function as an impulse

engine if the boom separates.) The ship has taken two excess damage hits and has only one [2] box remaining on its Damage Control Track, but cannot use (D9.7). All other boxes on this ship are checked off as destroyed, except for those in (SH108.4522) below.

(SH108.4522) The Klingon player can select up to five additional non-shield, non-Damage Control, or non-Excess Damage boxes to be operational on the D5P. Warp and disruptor boxes cannot be selected as the engines, and the disruptor mounts are simply not present.

(SH108.4523) Roll two dice for each shield, and reduce it by that much to reflect problems with maintaining the shield generators.

(SH108.4524) There are 12 crew units on this ship, three of which represent four boarding parties and one militia squad.

(SH108.453) PFs: There are three G1 PFs available to the Klingons. One is docked to the D5P at start; the other two are on the planet's surface. (There are also two wrecked PFs on the planet's surface from which parts have been scavenged to keep the others operational, but they have no effect on play.)

(SH108.4531) None of the PFs have warp packs.

(SH108.4532) Due to the Klingon's lack of spare parts, each PF has one six-sided die of internal damage in addition to all hull boxes already being marked off (maximum of nine internals, minimum of four). There is no additional damage from (K1.63).

(SH108.4533) None of the "at start" internals can be repaired during the scenario; however, the D5P's repair boxes retain a capability to repair up to 15 damage points scored during the scenario (K2.6).

(SH108.4534) Each PF has only two crew units aboard, which includes the boarding party.

(SH108.4535) All drone racks and ADDs are fully loaded [if not destroyed by (SH108.4532) above], but see (SH108.456).

(SH108.4536) The shields of the PFs are not fully functional. For each shield roll one die and apply that much damage to it. This damage cannot be repaired during the scenario.

(SH108.4537) PFs can only have their drone racks reloaded aboard the D5P.

(SH108.454) FIGHTERS: There are three operable Z-Y fighters on the planet's surface at a casual base (J13.0) and two in the D5P's shuttle bay. (There are several additional inoperable fighters on the planet's surface which have been scavenged from for parts to keep the others operable, but they have no effect on play.)

(SH108.4541) The Klingon player must select five fighter counters numbered consecutively. He rolls a single die for each one and scores that many damage points on it, recording this data on a sheet of paper. The Federation player will be able to examine this sheet of paper at the end of the scenario to confirm how much damage was required to destroy or cripple each fighter.

(SH108.4542) The fighters are all armed with their maximum allowable drone loads, but see (SH108.456).

(SH108.4543) Fighters that land on the planet may have a maximum of two points of damage (scored during the scenario) per fighter per landing repaired, with a total limit of 10 damage points repaired during the entire scenario. A fighter cannot have any repair points applied to it after the first two unless it has been damaged again by enemy fire. This represents the last of a limited stock of spares being used by personnel who are minimally qualified to perform such repairs (survivors of the D5P's shuttle bay crews).

(SH108.4544) Fighters which land on the planet or in the D5P's shuttle bay may be rearmed with drones under the procedures listed in (J4.896).

(SH108.455) SHUTTLE: The Klingons have one admin shuttle remaining. This shuttle is fully operational for all purposes, but can only be loaded as a scatter-pack if it is in the shuttle bay of the D5P. It cannot be loaded as a suicide shuttle since the Klingons have no warp capability tied into any shuttle bay.

(SH108.456) DRONES: The Klingons have been maintaining their drones as best they can, but due to the lack of parts and proper check procedures, many of the drones have developed faults. This is reflected as follows:

(SH108.4561) Whenever a Klingon unit attempts to launch a drone or ADD, roll one die:

If the roll is a 1–4, the drone/ADD launched normally.

If the roll is a 5, the drone/ADD simply fell off into space.

If the roll is a 6, the drone/ADD's engine exploded. This has no effect on a PF, but score two points of damage on a fighter.

(SH108.4562) Once the drone is successfully launched (rolls 1–4 above), there is a chance it will not function when it reaches its target. To reflect this, whenever a drone (or ADD) "strikes" its target, roll one die:

If the roll is a 1–4, it functioned normally. Score full damage on the target.

If the roll is a 5, the drone/ADD scored only 50% of its damage. (For an ADD fired at a drone, roll as if the drone was a fighter. If fired at a shuttle, halve the damage the ADD caused.)

If the roll is a 6, the drone/ADD malfunctioned completely and scored no damage at all.

(SH108.4563) There are a total of 15 type-I and 12 type-VI drones remaining in a stockpile at the casual base on the planet. There are four type-IV, eight type-I, four type-VI, and 16 ADDs aboard the D5P.

(SH108.457) GROUNDED KLINGONS: There are 23 crew units of Klingons (including subject races, such as Cromargs, Hilladarians, Dunkars, and Slirdarians) on the planet's surface. Five of these function as "deck crews" to service the fighters. Five are organized as militia squads. The remaining 13 are general crew. This reflects a lack of weapons. If both Klingon ships are destroyed, seven of the general crew units on the ground will "mutiny" in an attempt to force the remainder to surrender. The area is a Ground Combat Location (D15.0), with three of the five militia squads occupying the control stations, one guarding the drone stockpile, and one performing "security" duties. This one will be the first one attacked by any mutineers.

(SH108.458) MUTINY: Klingon crew units on the D-boom and the D5P will mutiny normally if the security stations are destroyed. See (SH108.457) for mutiny on the planet's surface.

(SH108.5) VICTORY CONDITIONS: The Klingons win if they destroy the police ship. (Doing so would in theory give them time to organize what units they can for a desperate attempt to reach Klingon lines, prepare for self-destruction, organize for guerrilla warfare on the planet, or take some other action.) The police ship wins if it destroys the D5P (whether the boom separates or not) and is not itself destroyed. No matter what the outcome of the encounter, the Federation will be sending a larger ship to investigate (based on the police ship's report or its failure to report).

(SH108.6) VARIATIONS: The scenario can be played again under different conditions by making one or more of the following changes:

(SH108.61) Reverse the roles, using a Federation CA saucer in place of the boom, NVH in place of the D5P, F-18s in place of the Z-Ys, and A-20s in place of the PFs. The Klingons use an E4B.

(SH108.62) Replace the police ship with a squadron of 11 F-18s and 1 F-18E on patrol. In this variation the F-18s must destroy every Klingon unit not on the planet's surface. No Klingon unit can leave the map.

(SH108.63) For a faster scenario, delete the boom and the fighters from the Klingon force and do not use the malfunctioning drone rules.

(SH108.7) BALANCE: The scenario can be balanced between players of different skill levels by one or more of the following:

(SH108.71) Change the police ship to a frigate.

(SH108.72) Replace the G1s with H1s.

(SH108.73) Delete or add a fighter.

(SH108.74) Change the malfunction rolls on the drones to 1–3 for a good launch, 4–5 dud, and 6 explosion on launch, and 1–3 detonated perfectly, 4–5 half damage, and 6 dud on hitting the target.

(SH108.8) TACTICS

FEDERATION: Charge a wild weasel, and have a scatter-pack ready. You cannot afford to close with the Klingons; if they concentrate their forces, you will die in an alpha exchange. You will be most effective the first couple of turns while the Klingon units try to get off the planet. After that you have to play a cat-and-mouse game hoping to lure something out to spread their fire.

KLINGON: Keep drones on the board as often as possible. It is your one saving grace even with malfunctions. Peck away at his shields every chance you get, even if it is only for a couple of points.

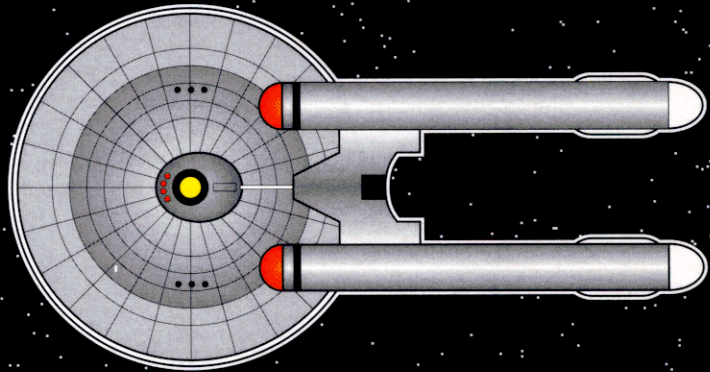

(SH108.9) PLAYTESTER COMMENTS: Playtesters liked the scenario very much but felt it was just a bit too hard for the Federation ship. He may be able to win on points, but it was very difficult to kill the PFT if you could not manage to take out its various supporting elements.

(SH108.X) DESIGNER'S NOTES: This scenario was an effort to reflect what happens when units are cut off from their logistics chain for extended periods.

HISTORICAL OUTCOME: After an exchange of fire and some maneuvering, the Federation police ship sustained damage to its photon torpedo launcher and withdrew. The Klingons lost one of their PFs (the escape capsule failed to separate, and the crew perished), and two of their fighters drove off the police ship. Two weeks later, a Federation NCL arrived to find the Klingons prepared to give themselves up, but not before the boom and the D5P self-destructed, along with the remaining PFs and fighters.

From a strategic perspective, the action was meaningless, except that the crews, and the ships, were now forever lost to the Klingon Empire, which increasingly found itself in desperate need of experienced men in the crucible that was the General War.

Catastrophic Damage! Release the Boom!



Captain's Module D3 includes SSDs for:

- ★ 12 Federation saucers
- ★ 12 Klingon booms
- ★ 5 Neo-Tholian rear hulls

Also included are two exciting scenarios:

- ★ Deadly Stings
- ★ A Klingon's Revenge



**TASK
FORCE
GAMES™**

NOTE: This product includes new play situations and ship diagrams for STAR FLEET BATTLES. You must have SFB Basic Set to use this material. To use the Neo-Tholian ships, you will need New Worlds 2 (Module C2). The Federation saucers and Klingon booms are from ships which appeared in Basic Set, Advanced Missions, Module J, Module K, and Modules R2, R3, and R5, but these are not strictly required to use this product.

Made in USA.

SVC—'93

STOCK #3553



0 91039 03553 8

ISBN 0-922335-41-9 TFG 6.00