


HORNET class fast courier

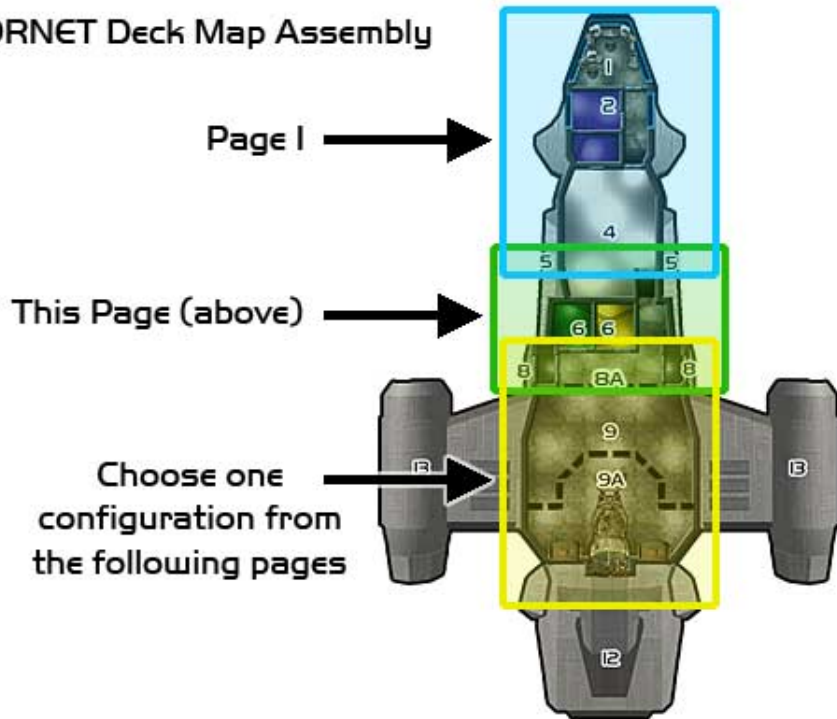
by Wjdrz

1 square = 5 feet






HORNET Deck Map Assembly




KEY

- 1. Cockpit
- 2. Captain's Cabin
- 3. Comm/Sensor Array
- 4. Common Area
- 5. Forward Landing Gear (retracted)
- 6. Crew Dorm
- 8. Main Airlock
- 8A. Stairs up to Dorsal Pod
- 9. Cargo/Passenger (Variable Configuration)
- 9A. Engine
- I2. Main Pulse Engine
- I3. Reaction Thrusters



Cargo
Configuration



VIP
Passenger
Configuration