



# NEOCLASSICAL GEEK REVIVAL

— a fantasy roleplaying game by Zzarchov Kowolski —



# NEOCLASSICAL GEEK REVIVAL

## TABLE OF CONTENTS

<b>1: INTRODUCTION</b> .....	3	Luck Points .....	34
Foreword.....	4	Other Effects.....	34
The basics .....	4	Off-balance .....	34
Rolling the Dice .....	4	Prone .....	34
Common Terms.....	5	Sample Diseases .....	35
The Known Rule .....	5	Regaining Health, Luck & Mana .....	35
		Healing injuries (also, travelling) .....	35
		Regaining Luck .....	35
		Regaining Mana .....	36
<b>2: CHARACTER CREATION</b> .....	7	Types of Dangerous Obstacles .....	36
Blank Character Sheet.....	8-9	Falling.....	36
How to Create a Character .....	10	Fire.....	36
Attribute Overview.....	10	Parties, Celebrations, Ho-downs, Shindigs & Box Socials.....	37
Attribute Modifiers & Dice .....	11	Investigations .....	37
Species .....	10	Rodents of Unusual Size .....	38
Mankind .....	11		
Dwarves .....	11	<b>4: CONFLICTS</b> .....	39
Elves .....	11	The Mechanics of a Conflict.....	40
The Wee Folk .....	11	Initiative .....	40
Wodewose .....	12	Weapon Reach .....	41
Schrodinger's Character.....	12	Actions .....	41
Mmmmm... Pie.....	12	Areas.....	41
The Hall of Warriors .....	13	Defending Oneself.....	41
The Rogues Gallery .....	14	Aggressive Roll.....	41
The Wizard's Tower .....	15	Doubling Down .....	42
The Temple of the High Priests .....	17	Defensive Roll .....	42
The Forum of the Bards .....	19	Do Over .....	42
The Ship of Fools .....	21	Shifting Position.....	42
Character Traits .....	21	Successes .....	42
Skills and Knowledge .....	22	Using Successes.....	43
Creating a Group Template .....	23	Lucky Numbers.....	43
Starting Equipment .....	24	Types of Conflict.....	43
Character Morality .....	24	Social Conflict.....	43
Luck be a Lady Tonight... ..	25	Covert Actions .....	44
So This Book Seems to Keep Going... ..	25	Combat.....	45
Completed Character Sheet .....	26-27	Common Sense .....	47
		Special Considerations.....	47
		Morale .....	47
		Securing the High Ground.....	47
		Mighty Steeds and Fancy Ships .....	47
<b>3: ADVENTURING</b> .....	29		
Going Out and Adventuring.....	30		
Keeping Your Cool .....	30		
Attribute Checks.....	31		
The Venerable Saving Throw.....	31		
Damage & Other Accrued Points.....	32		

Things That Fly, Swim, Whip Tentacles or in Some Other Way Prevent Normal Melee .....	48
Mass Combat: Having an Epic Battle Without an Epic Amount of Time.....	48
Blinding and Fighting Unseen Foes.....	48
Immunity to Normal Weaponry .....	48
Battling the Ethereal and Immaterial Beings.....	49
Getting Too Close For Comfort.....	49
Sway and Favours .....	49
Trials.....	49
Exorcisms and Banishing the Unclean .....	50
Spiritual, Psychic or Demonic Possession.....	50
Bickering Over Price While the World Burns.....	50
Swaying the Mob .....	50
Between Light and Shadows .....	50
Blinded by the Light.....	51
<b>5: EQUIPMENT .....</b>	<b>53</b>
The Dollar System.....	54
The Dot System.....	54
Containers .....	55
Items of Differing Materials .....	56
Armaments for War .....	57
Basic Armour .....	57
Armour Examples .....	57
Helms .....	58
Shields .....	58
Descriptive Tags for Armour .....	58
Descriptive Tags for Shields .....	59
Basic Weapons .....	60
Weapon Examples .....	60
Descriptive Tags for Weapons.....	61
Stealth & Equipment.....	63
<b>6: THE DRAGON SCROLL.....</b>	<b>65</b>
Using Combat Tricks.....	66
Learning Combat Tricks.....	66
The Dragon Scroll.....	66
<b>7: THE GRIMOIRE.....</b>	<b>75</b>
The Game Mechanics of Sorcery.....	76
Cost.....	76
Mana.....	76
Magic Components .....	76
Defences Against the Dark Arts .....	77
Mystical Failure.....	77
Learning & Memorizing Spells.....	78
The Wizard's Grimoire.....	78
Example Spells .....	88

<b>8: THE HOLY SCRIPTURES.....</b>	<b>89</b>
The Game Mechanics of Miracles .....	90
Creating a Patron.....	90
Accumulating Piety.....	90
The Scriptures .....	91
<b>9: END OF THE SESSION.....</b>	<b>99</b>
Fate and Destiny! .....	100
Destiny Points .....	100
Fate Points .....	101
Electing an MVP.....	101
Rolling for Awesomeness.....	101
Experience Points & Levels .....	101
Milestones.....	102
Intelligence & Experience.....	102
Gaining Luck & Mana Points.....	103
Sources of Experience Points .....	103
Travelling: It's Not About the Destination.....	103
Exploration: Ok, Sometimes it is About the Destination.....	103
Dungeons and Ruins .....	104
Defeating Minions.....	104
Slaying Monsters.....	104
Vanquishing Villains (or heroes).....	105
Outsmarting the Opponent.....	105
Puzzles, Traps and Riddles .....	105
The Big Score.....	106
An Epic Quest .....	106
Rolling "the 2d6" .....	106
<b>10: END OF THE CAMPAIGN.....</b>	<b>107</b>
End of the Line.....	108
Retiring From Active Adventuring .....	108
Moving on to the Afterlife.....	108

## WRITING

ZZARCHOV KOWOLSKI

## LAYOUT AND DESIGN

ALEX MAYO

## CHARACTER SHEET

DYSON LOGOS

©2016 ZZARCHOV KOWOLSKI

ISBN 978-0-9882240-1-5



NEOCLASSICAL GEEK REVIVAL

# I: INTRODUCTION



---

# FOREWORD

---

Lucky number 7. As the years march on this will be the 7th printing of this book, each time with additional attempts to better word or streamline the rules. This particular version is important because it will focus on moving the basic rules to one document and how to hack around and tweak them to another document. This book will focus on the rules as written, but keep in mind it is still assumed that every GM is going to immediately begin house-ruling these rules to fit their campaign. It would be kind of a bad sign if they didn't.

There are also a number of larger changes relevant for longer term fans. Many of these are changes of terminology for easier layout. Names of attributes and modifiers have been changed to ensure that within such a group they have unique starting letters. *Spell Power* has become *Occult* (distinguishing it from *Stealth*) as a modifier, which many of the basic character attributes have been renamed. *Awareness* has become *Perception*, *Social* has (regrettably) become *Charisma*, and *Spirit* has become *Will*.

Finally, the biggest change is the removal of the *Luck* attribute. This was done because after a lot of play testing it became obvious that while there was no dump stat, Luck was the best. Luck is so essential to adventuring in NGR that the luck attribute has become an element of the "fool" character class, requiring a more serious investment in having a lucky character.

To help with learning rules, sections of this book will be labelled as either *Basic* or *Fiddly*.

- ▶ **[B] BASIC** rules are used in 99% of the cases.
- ▶ **[F] FIDDLY** rules are for when you want those extra knobs and dials to play with.
- ▶ Rules are generally set up so that they have a pro and matching con, especially fiddly rules. This way it is no big deal if you forget them.

---

# THE BASICS

---

## [B] ROLLING THE DICE

Roll the dice and add the modifiers. One might assume it's pretty simple, yet this does lead to a host of familiar gaming situations:

- ▶ Recounting the modifiers for 20 minutes
- ▶ The hidden roll
- ▶ The roll off the table
- ▶ The 'after the fact' forgotten modifiers

Here instead are the general rules for rolling dice. If you have house rules, write those down instead.

- ▶ All of the modifiers are to be mentioned in no more than two statements before the roll: either the total modifier or the total bonus and the total penalty. If a modifier is forgotten, it does not apply.
- ▶ Cocked dice, dice outside of the rolling area, and dice off the table get re-rolled.
- ▶ If the player has any positive or negative re-rolls, add the numbers together and roll the additional dice and choose the best/worst result.
- ▶ A repeating or exploding die means that if a die rolls its maximum value another die is rolled and added to the total until a result below the maximum is rolled. This all counts as one die. A repeating d6 that rolls a 6 would then roll an additional d6 and combine the results. If the second roll was also a 6 this would keep going until a result other than a 6 was rolled. A lucky streak could result in rolling 38 on a d6 with this method. It can be annotated as !d# (so !d6 for a six sider).
- ▶ The total modifiers to any non-d20 die roll (technically on a dX roll, more on that later) cannot do more than double the roll of the die itself. I.E, should someone roll a d8+4 for damage and roll a natural 3, the maximum bonus applicable is +3 resulting in a score of 6.
- ▶ Any dice notation of ?d# (where # is a number) refers to requiring the maximum roll. Someone stuck in mud might be out of commission for ?d6 rounds. At the start of each round a player would roll a d6, and unless the player rolled a 6 the character would remain stuck.

- ▶ Any mentions of “dice steps”, or increasing/decreasing the die size uses the following steps:

**d2 – d4 – d6 – d8 – d10 – d12 – nada – nada – nada – d20**

- ▶ Any time a die is refereed to as “inverted” it is something simple in practice but difficult to explain. In practice it means you invert so that the total of the original die and the inverted die are 16. A d12 inverts to a d4, a d4 inverts to a d12. D6 and 10, and d8 stays a d8. A d20 inverts with 0. This will usually come up in rulings where you don’t want to invoke a long drawn out series of minor actions. A character might run a mile barefoot down streets strewn with glass and leaping over barbed wire. You could make dozens of checks or the GM might say “take an inverted agility die of damage”. The better a character’s agility, the better their agility die. When inverted this means a more agile character would take less damage. Simple in practice, useful in some off the cuff rulings, takes way too long to explain.

## **[ B ] COMMON TERMS**

Some common terms that will arise are cumulative and doubling:

- Cumulative refers to a value increasing in the following manner: 1,3,6,10,15. The pattern is adding the integers of the previous numbers: 1, 1+2, 1+2+3, 1+2+3+4, 1+2+3+4+5. A rate listed as ‘3 cumulative per interval’ would go 3,9,18 etc.
- Doubling refers to each interval being double the previous. For simplicities sake, it is suggested you turn any instance of 128 into 125. Unless you have programmers in your midst 125 will be easier to calculate.

## **[ B ] THE KNOWN RULE**

NGR contains a large number of rules, and in the end it is not likely someone will have them all memorized. The rules of this game are only applicable if someone involved actually knows the rule or claims to. If no party involved knows the rule then they obviously did not choose their course of action based on the mechanics. In such a case, the GM should issue a ruling and move on. You should never be looking up rules during play. Doing so results in -1 awesomeness for a player or +1 awesomeness to all players if the GM looks up a rule (per occurrence). Awesomeness is covered near the end of the book in the End of the Session section.

# DIE STEPS

## CUMULATIVE CHART

STEP	X1	X2	X3	X4	X5
1	1	2	3	4	5
2	3	6	9	12	15
3	6	12	18	24	30
4	10	20	30	40	50
5	15	30	45	60	75
6	21	42	63	84	105
7	28	56	84	112	140
8	36	72	108	144	180
9	45	90	135	180	225
10	55	110	165	220	275

## DOUBLING

STEP	#
1	1
2	2
3	4
4	8
5	16
6	32
7	64
8	125*
9	250
0	500

\*This is easier math for most people.


## DIE STEP CHART

0	1	2	3	4	5	6	7	8	9
d2	d4	d6	d8	d10	d12	-	-	-	d20



NEOCLASSICAL GEEK REVIVAL

## 2: CHARACTER CREATION





GM:



# N.G.R. NEOCLASSICAL GEEK REVIVAL

## CLASS POWERS

- WARRIOR
- BARD
- ROGUE
- PRIEST
- WIZARD
- FOOL

**S** TRENGTH

**A** GILITY

**H** EALTH

**I** NTELLIGENCE

**P** ERCEPTION

**C** HARISMA

**W** ILL

LUCK POINTS

MANA POINTS

PIETY POINTS

FATE POINTS

DESTINY POINTS

LUCKY NUMBERS

MILESTONES

- 1.
- 2.
- 3.
- 4.

LEVEL

XP

- (LOCAL)
- (NATIONAL)
- (WORLD)
- (LEGENDARY)

DAMAGE:

DISEASE:

STRESS:

SUSPICION:

"HITS"



**COMBAT**  
(WARRIOR + AGILITY)



**PRESENCE**  
(BARD + CHARISMA)




**STEALTH**  
(ROGUE + PERCEPTION)



**OCCULT**  
(WIZARD + INTELLIGENCE)



**FAITH**  
(PRIEST + WILL)



## [B] HOW TO CREATE A CHARACTER

The first thing most players will need to do is create characters. This is done by creating what is known as “Schrodinger’s Character”. The player will select a name, species, gender, and distribution of attributes. As the first game progresses the character will have skills, traits, class, and starting inventory developed during the course of play. This allows a new character to be generated in a few moments while play continues.

You will first need to assign a few basic things like Name and Gender. The next step is to assign attributes; 80 points are distributed amongst the 7 attributes: **Strength**, **Agility**, **Health**, **Perception** (previously awareness), **Intelligence**, **Charisma** (previously social), and **Will** (previously spirit).

If you are already seated at the table, an alternative method is rolling a character. Do this by rolling 3d6 for each attribute, in order, and then assigning 10 discretionary points as you see fit to customize your character. This allows for both very competent and very incompetent characters. This method should only be taken if you are willing to take the risk of playing an incompetent character. If you are unwilling to play an incompetent character, assign 80 points between the attributes. In no cases may an attribute be above 20 or below 1.

Every attribute is useful, but in different circumstances. A quick primer is shown opposite. An important note is that the scores from 1-20 represent functional human ranges. Someone with an intelligence of 1 is not a vegetable, but would make a good caveman or football star turned war hero turned shrimp mogul. Likewise someone with a strength of 1 could still move on their own, but would be a nice imitation of Mr. Burns.

## [B] ATTRIBUTE OVERVIEW

### STRENGTH

- Score used for:** ▶ Maximum damage limit  
▶ Encumbrance  
▶ Starting Inventory
- Modifier used for:** ▶ Bonus damage for melee
- Die used for:** ▶ Stun Damage attacks

### AGILITY

- Score used for:** ▶ Nothing
- Modifier used for:** ▶ Bonus to combat modifier
- Die used for:** ▶ Initiative die

### HEALTH

- Score used for:** ▶ Healing, maximum poison and disease limit
- Modifier used for:** ▶ Nothing
- Die used for:** ▶ Nothing

### PERCEPTION

- Score used for:** ▶ Nothing
- Modifier used for:** ▶ Bonus damage for missile attacks  
▶ Stealth Modifier
- Die used for:** ▶ Accruing suspicion in stealth conflicts

### INTELLIGENCE

- Score used for:** ▶ Starting skill points
- Modifier used for:** ▶ Bonus to occult  
▶ Reduced XP costs
- Die used for:** ▶ Scoring influence in social conflicts  
▶ Optional initiative die

### CHARISMA

- Score used for:** ▶ Maximum Infamy limit
- Modifier used for:** ▶ Bonus to presence
- Die used for:** ▶ Luck points regained with a Party

### WILL

- Score used for:** ▶ Maximum Stress/Influence limit
- Modifier used for:** ▶ Bonus to faith
- Die used for:** ▶ Mana per level for some wizards

## ATTRIBUTE MODIFIERS & DICE

SCORE	MODIFIER	DIE
1	-3	d4
2	-2	d4
3	-2	d4
4	-2	d4
5	-2	d4
6	-1	d4
7	-1	d6
8	-1	d6
9	-1	d6
10	0	d6
11	0	d6
12	+1	d8
13	+1	d8
14	+1	d8
15	+1	d8
16	+2	d10
17	+2	d10
18	+2	d10
19	+2	d12
20	+3	d12

*Any Attribute listed as Supernatural has a Score of 30, a Modifier of +7, and a Die of a d20.*

## [ B ] SPECIES

All characters must select a species. Some species may have additional benefits or drawbacks. For example, dwarves are colour-blind and elves cannot eat meat. If you want to make a new species like a squirrel or a reptiloid, keep in mind that their attributes should not be impacted; that is lazy and boring. Things that fly, things that are wildly different than humanity in scale or things that are adjectives for other species are likewise probably pretty boring and shouldn't be done. Try to avoid making every new culture a new species while you are at it. As always disregard this rule if you think it'll be awesome, but I have my doubts. Below are some standard races.

### MANKIND

If you are reading this and expecting great insight into the biology of mankind, please stop reading until you can find an appropriate safety helmet to wear.

### DWARVES

Dwarves are eusocial creatures of the earth, very closely related to some forms of giants. Dwarves are exceptionally hairy, muscular and stout beings. While dwarves have a large variety of hair and eye colours, matching the variety found in mankind, dwarves pay no heed to it as they are almost completely colourblind.

Dwarves see the entire world in gray scale with the excep-

tion of gold, silver and gemstones. Their eyesight also allows dwarves to see only half as far as humans in bright light (double any distance penalties at 0 darkness), though they can see four times as far in low light conditions (light sources are four times as effective for dwarves when negating darkness). This suits the biology of dwarves quite well as dwarves only age when exposed to sunlight. This process slowly turns them to stone over the course of a normal human lifespan if a dwarf doesn't carefully control their levels of sun exposure. A dwarf who never sees the sun could expect to live thousands of years, perhaps even forever. When a dwarf dies they do not rot, instead they slowly turn to stone. The oils in their body often calcify their funeral clothing. If you don't wish to have Dwarves you could relabel them Morlocks, Troglodytes or Molemen without much effort.

### ELVES

Elves are supernatural fae creatures. They are relatives of pixies, fairies, trolls and other such creatures. Like all fae creatures elves have a natural weakness to iron which both deals double damage and may poison them if ingested. Elves are virtually immortal when it comes to age, so long as they are in a magic-rich area. Should the magic fade from an area due to the encroachment of civilization the elves present will grow sterile and age as humans do unless they leave to more distant areas. Elves breed very slowly near civilized lands and take some time to mature. As elves age they begin to sleep more and more, sometimes for weeks at a time. When in a dream state these ancient elves cannot easily be awoken, but can easily be sent into a form of sleepwalking, a state that when combined with their magical powers makes them quite dangerous.

Most Elves are vegetarian creatures and can only handle small amounts of meat or other animal products without becoming ill. Different bloodlines of Elves may have different dietary requirements. Some graze on grasses, while others can only eat honey. All elves innately know a spell specific to their bloodline. Usually this is cantrip, but it could be anything. If it is cantrip the elves tend to have a somewhat standard appearance of being tall, pale and pointy eared. The more powerful or unusual their innate spell the more bizarre they may both appear and be. Among other options antlers, wooden bones, and the habit of turning to salt upon death are all possible elf traits depending on their innate spell. The elf cannot explain this spell to others though a 'sage' may be able to fatally pry it from them; an important reason that elves tend not to mingle in other communities. An elf casting their innate spell always ignores the difficulty. While they may treat the difficulty as zero others do not. Elves also have an additional health die of mana in their mana pool.

### THE WEE FOLK

Wee folk is a generic term used for a physically slight humanoid species. These species tend to stand at only half to three quarters the height of a human and show greater aesthetic diversity. Various types of wee folk have a vast number of hair, eye and skin colours far exceeding mankind, including some garish colours. The reduced height makes these species lead lives slightly longer than humans, often by a good

twenty years.

Wee folk are considered to have a size modifier of 1/2. You may wish to mix “Wee Folk” with another species such as Dwarf or Elf to play something such as a Gnome or Brownie.

### WODEWOSE

This species includes not just wodewose, but also ogres, half-giants, and any other larger than man sized goon. The wodewose themselves are far larger than a man and covered in a layer of fur. A larger body results in a shorter lifespan while their great size and thick fur often make clothing or armouring such a character impossible. They will also frequently have problems moving about in buildings meant for smaller folk.

Biologically, a wodewose is immune to any sickness from rancid meat, stagnant water or other natural hazards that plague civilization. Wodewose get sick from eating cooked meat or processed foods such as bread. This is also true of the very nature of civilization being poison to the wodewose. A wodewose automatically critically fails any healing or travel checks while living in a city or town, taking at least one point of damage.

Wodewose are considered to have a size modifier of 2. You may wish to mix “Wodewose” with another species such as Dwarf or Elf to play something such as a stone giant or troll.

### [ B ] SCHRODINGER'S CHARACTER

Often the problem with creating a character is that he or she doesn't live through the first adventure. This is normal, which is why heroes are rare; most adventurers die. But playing a guy who dies, then starts over, then dies again isn't always fun (but sometimes it is hilarious).

This is where Schrodinger's Character comes into play. The characters just happen to be the perfect heroes for their first adventure. The first session is ‘character creation’; this session starts with all players naming their character, assigning a species and assigning or rolling their attributes. The players then proceed with their character by filling out aspects of their character when required and after any rolls are made. This requires some record keeping on the first game but allows for a more organic character creation.

As they need them, players can select:

- ▶ A number of skills equal to their Intelligence score
- ▶ An inventory of items equal in dots to their Strength score
- ▶ 2 traits
- ▶ 2 or more relationships
- ▶ A major and minor morality
- ▶ 3 pie pieces for class.

Speaking of pie...

### [ B ] MMMMM... PIE

Many RPG's feature a class or archetype based system where a set of abilities is selected to match a class. NGR differs from this system; it uses the ‘pie system’. Everyone loves pie, right? Each character in NGR normally has 3 pie pieces to define her class or 2 if you want to start at level 0. At 10th level a character may choose another pie piece.

Each pie piece within a class gives a character a larger mechanical benefit by both giving modifiers that increase per level, and by granting new powers.

Each class increases a different one of the five modifiers.

- ▶ Warriors improve **Combat** modified by **Agility**
- ▶ Wizards improve **Occult** modified by **Intelligence**
- ▶ Rogues improve **Stealth** modified by **Perception**
- ▶ Bards improve **Presence** modified by **Charisma**
- ▶ Priests improve **Faith** modified by **Will**

Even if you have no pie pieces in a specific class, you will still slowly advance in that area at the following rate:

PIECES	MODIFIER	POWERS
0	+1/3 per level	0
1	+2/3 per level	Choose 1
2	+1 per level	Choose 3
3	+1 per level, +1 per milestone	All 6
4	+1 per level, +1 per milestone	All 6, and locked

A character also gains powers from their class, and may choose 1 class power if the character has one pie piece in that class. The character may choose 3 if she has two and all 6 if she has all three pie pieces in a single class. If the character has 4 pie pieces she receives the locked power for the class. Note that a power may only be taken once.

The final benefit is that each character class has its own type of ‘personal items’ that characters can develop. These are methods that allow characters to naturally develop magic or magic-like items through adventuring. A character may be able to have personal items of multiple types with training in more than one class.

A final option is that a character can spend pie pieces in the “fool” class. This gives no powers and increases no stat. It also has no special item to roll for the on the 2d6 on the end of the night. So why would a player waste one (or more) of her pie pieces on this class? Each pie piece spent on the fool class increases the luck die and luck bonus of the character. This in general makes the character more durable, the exact mechanics will be explained in the fool section.

---

# THE HALL OF WARRIORS

---

*'Glory through battle'*



Powerful warriors are a staple of most myths and legends. Warriors are powerful individuals trained in the arts of combat. Knights, samurai, shaolin monks, hoplites and swashbucklers are all at least partially considered warriors.

The warrior's power is based on quality equipment and training in special manoeuvres. Finding fabled teachers, battling new warriors and gaining mythical arms and armour are the drive for a warrior's adventure.

## WARRIOR POWERS

### GUARD ◻

This power allows a warrior to 'block' as a free action.

### DUAL WIELD ◻

This power allows a warrior to wield another weapon in their off-hand. This weapon gains its own free attack when the warrior attacks with her main weapon. If it is a small weapon it may be against a different target, otherwise it must be against the same target.

### COMBAT AWARENESS ◻

This power allows a warrior to cash luck points in at a two for one ratio in response to points the warrior suffered from successful attack rolls. A warrior who failed to defend against a poisoned arrow for 3 damage and 6 poison could cash in 5 luck points to avoid the blow. If a poison arrow trap caused the same damage and poison, the warrior with this power would still need to pay 9 luck as normal. It must be the direct result of an attack roll.

### COMBAT TRICKS ◻

This power allows a warrior to learn, teach and use combat tricks. See the combat tricks section for more details.

### WEAPON SPECIALIZATION ◻

This power allows a warrior to specialize in one weapon or fighting style per milestone. If a character specializes in a weapon, it must be a specific weapon. Being specialized in a katana would not help with a scimitar. Being specialized in a weapon allows the warrior to re-roll damage from the weapon and choose the better result.

### DODGING ◻

The warrior has honed her footwork to the point she can easily dance like a butterfly while stinging like a bee. By knowing what position to be in before the opponent attacks she is able to regain any actions spent on a successful dive.

## LOCKED POWER

### WEAPON MASTERY

The warrior may choose to master a specific weapon. This is not merely a category of weapon but a specific weapon. If this weapon were ever destroyed, the character would be intimately familiar with it to the point that she could forge a copy of it. Having mastered a weapon allows the character to alter any die roll of the weapon by 1. This means a 19 on an attack roll could be modified to count as a natural 20.

## PERSONAL ITEM

### TRADEMARK ITEM

Any time a warrior completes a particularly impressive battle there will be a small chance of one of the warrior's easily visible items turning from a mundane item into a 'Trademark Item'. If the battle was particularly epic, the warrior will automatically have an item become a trademark item. A warrior can only ever have 1 trademark item at a time. If a warrior already has a trademark item, its benefit is increased by one. If a warrior loses a trademark item, she may not gain another one until the previous trademark item has been utterly destroyed or a new milestone is passed.

A trademark item increases the warrior's 'awesomeness' score by 1 per benefit level; it also gives a bonus of +1 presence per benefit level in military or combat matters. If the warrior reaches level 10, the trademark item automatically counts as at least a +1 magical item from that point on, even if lost or the warrior dies.

For an item to become a trademark item, a warrior must score a 4 or less on the 2d6. The trademark item will only increase if its current modifier is equal to or less than the session's strongest opponent's level or size modifier.

---

# THE ROGUES GALLERY

---

*'The world owes you a living'*



Rogues encompass more than mere thieves, a better term may be 'specialist'. Rogues are individuals trained in bypassing problems and well trained in stealth. This includes characters such as cat burglars, treasure hunters, assassins, hunters, and detectives.

Rogues adventure for standard reasons: wealth, fame, to save/destroy the world. Rogues gain in power by finding artisans to create the precision tools they need to better do their job, and gaining the money to pay for them.

## ROGUE POWERS

### SPECIALIST ◻

This power relates to the rogues ability to notice and deal with even the most trivial or minuscule details of a situation. They may negate up to two points of suspicion from a successful detection roll per luck point spent. If a rogue who is a specialist suffered 5 suspicion from a watchman, she would only need to pay 3 luck to avoid it.

### PARKOUR ◻

Everyone may be able to run, climb trees or leap across a ledge but a rogue with this skill can run along a tight-rope, scale a brick wall and leap between buildings in a few seconds. This power allows a rogue to add their stealth modifier to any movement based attribute checks. This power also allows a rogue to "Defend Oneself" as a free action when moving.

### DETECT TRAPS ◻

This power gives a rogue one automatic attempt to find a trap before setting it off. This does not require any special action on the rogue's part, the rogue merely is entitled to make a Perception check, modified by stealth. If this check is successful the rogue has realized something is off right before the rogue puts her foot on the pressure plate, touched the poisoned handle or walked into a sniper's kill zone. The rogue does not locate the source of the danger, just the location that puts the rogue at risk. For example, the rogue will know it's a pressure plate but not what for. Traps are not automatically disabled by this ability and may require either a cunning plan by the adventuring party, or at the very least blatant rip-offs from famous fedora wearing treasure hunters.

### EXPERT ◻

This power grants the rogue a +5 bonus when employing skills on attribute checks and +2 on attribute dice as compared to the normal +2 and +1 bonus respectively.

### THE WATCH ◻

This power represents rogues who are adept at seeing the unseen such as detectives, hunters, and snipers. The rogue may re-roll her Perception die after a successful detection roll and choose the best result.

### QUICK WITTED ◻

This power represents the rogue's ability to think on her feet faster than the average bear and ideally faster than any rivals, opponents, or consequences. The rogue may roll both her intelligence AND agility die for initiative and choose the preferred result.

## LOCKED POWER

### PROFESSIONAL

This power allows the rogue to become calm (rather than on edge or reckless) at the beginning of each round.

## PERSONAL ITEM

### LUCKY ITEM

Any time a rogue completes a particularly impressive stealth mission there is a small chance of one of the rogue's personal items turning from a mundane item into a 'lucky item'. Heists, assassinations, and surviving a dungeon with treasure are all common examples of a stealth mission. If the task was epic in scope, the rogue automatically gets a 'lucky item'.

Lucky items increase the value of an item by giving the rogue bonus luck points when carrying the item. A lucky item can be upgraded to have more than one benefit. Each benefit level is worth 1 extra luck point per milestone the rogue has passed, awarded at the beginning of every game session. Only the rogue may gain the benefit of his or her own lucky item until the rogue reaches 10th level. After that point they also apply to anyone the rogue has gifted the item to, as they have become genuinely magical artifacts blessed by the trickster deities.

For an item to become lucky the rogue must roll 7 on the 2d6.

---

# THE WIZARD'S TOWER

---

*'I am become death, destroyer of worlds'*



Wizard characters are those who seek to empower themselves directly through arcane lore. They are occultists, astronomers and mystics seeking to bend the universe to their own will.

A wizard's power is based upon knowing arcane spells and having access to useful ingredients and supplies. Due to the nature of counterspells, wizards do not freely share their magic with others. Wizards are thus driven to seek out long forgotten libraries, hieroglyphs and cave paintings to search for new spells as a drive to adventure.

## WIZARD POWERS

### SAGE ◻

This power allows the wizard to discern the magic involved in mystical artifacts and creatures. A sage may study an individual or item and attempt to discern what spells are influencing the item or creature, permanent or otherwise. The wizard may spend ?d6 days and roll a d20, adding her occult as a bonus, comparing it to the roll of a d20 modified by the total difficulty of all the spells impacting the item or creature. A success indicates the wizard learns the nature of one spell impacting the item. The wizard may pay a cost of 1 to learn an additional spell impacting the item without needing to make an additional check; the wizard may pay any amount of cost in this way before knowing how many spells may be impacting the item or creature.

The wizard may also use this same style check to decode a cipher or cryptic text to discern if it contains an underlying spell such as a text in an unknown tongue, coded scrolls, pictographs or stellar constellations. A success decodes the spell.

Finally the wizard may also make a check to reverse engineer a magical item or creature that has already been identified to learn one spell of her choice. The item or creature is destroyed in the process. For a creature, using a fresh corpse gives an additional -5 penalty while an ancient one gives an additional -20 penalty. Having a laboratory allows the wizard to both re-roll a failed check and add any of her skills to the roll if they are relevant to the laboratory's supplies.

### PSYCHIC POTENTIAL ◻

This power grants the wizard a mana pool equal to the roll of a Will die per level. This is re-rolled each level just like luck points.

### ANTI-MAGIC ◻

This power allows the wizard the ability to more easily undo the works of other magicians. For each milestone the wizard has passed she may improve her standing with one of the following: Counterspells, Wards, or Dispelling. A wizard with four milestones can create amulets, which are wards that are not destroyed when triggered.

A wizard with improved counterspells may attempt counter spells she does not know, and may automatically counter spells she does know as a free action (scoring an automatic "Epic Success"). Improved wards will allow the wizard to craft wards against spells she does not know (but must still identify in some manner such as "a fire spell") and causes any wards crafted against a spell she does know to likewise automatically succeed. Improved dispelling allows the wizard to attempt to dispel enchantments she does not know and allows automatic success against a spell she does know.

### MYSTICISM ◻

This power grants the wizard the ability to meddle with powers beyond her understanding. She may convert piety to mana on a one to one basis and may substitute her occult for faith with either miracles or exorcisms.

### FAMILIAR ◻

This power grants the wizard the ability to call forth a familiar or spirit animal as an action at a cost of 2. The wizard determines the exact appearance of the familiar when it is summoned for the first time, often unconsciously. It is almost always a small animal. A familiar has a mana pool equal to the wizard's occult, but it is always fully depleted when summoned. The wizard may transfer any of her mana to or from her familiar by touch. The familiar may memorize up to one spell per point of the wizard's occult and recite them back to the wizard, acting as a living grimoire. The familiar can understand the wizard and will carry out tasks assigned to it.



When the familiar is harmed it forces the wizard to pay a cost of 1 per point of damage in its stead or the familiar is dispelled until the wizard next dreams. The wizard may spend an action to dismiss a familiar until it is summoned again. A familiar disappears when a wizard dreams. A wizard may technically control up to one familiar per milestone, but other familiars must be found or bound by rituals. The look and abilities of additional familiars may vary depending on how the wizard acquired them. If you want to go hardcore, make a wizard bind her first familiar too.

### **ECCENTRIC** 🧠

The wizard has become adept at functioning when not at full mental capacity. Her madness can allow her additional insights into the universe, allowing her to add her total stress as a bonus to any casting rolls or anti-magic rolls (such as a counterspell).

## **LOCKED POWER**

### **ARCHMAGE**

The wizard has honed her talent in at least one particular spell. This spell is altered to be a new spell named by the wizard, with a few minor tweaks that generally follows the same function or uses the same template(s). This spell counts as having a complexity of zero for the wizard and is considered an innate spell that only the wizard knows. The wizard is also technically an elf with the usual benefits of immortality and pitfalls of iron. As an additional feature, Unlike most Elves the wizard has the ability to write down her innate spell (or spells) and teach them to others.

## **PERSONAL ITEM**

### **TALISMAN**

Any time a wizard learns a new spell there is a small chance of turning an item the wizard personally crafted into a talisman. This is often a staff, wand, orb, book or even something such as a skull or amulet. The Talisman is adorned with runes and sigils and allows for the casting of more powerful magic. The talisman will give an additional +1 bonus to the wizard's occult per benefit level. It also has its own mana pool of 1 per benefit level for use when casting spells through the talisman. When used by the wizard, the talisman itself will also count as a magical item with a bonus equal to the number of milestones the wizard has passed. The nature of the talisman will often limit its potential uses. Casting charm through a sword would be quite difficult, but swaying a pendant for the effect of hypnosis would be much easier to justify. Using specialized, important or otherwise exotic components should allow the talisman

to also be used as a spell component, without being expended for the spell. A wizard cannot have more than one such object at a time. It takes a month of full time work to forge a new one. If a talisman is broken, the wizard must pass a health check or be knocked unconscious. A wizard may choose to abandon a talisman by crafting a new one. Until the new talisman gains a benefit level, the previous talisman still counts as the wizard's talisman. Once abandoned, a wizard cannot return to a previous talisman though it may be used as a spell component.

For a talisman to increase in power the 2d6 score must show 'connectors' such as a 5,6 or 3,4.

---

# THE TEMPLE OF THE HIGH PRIESTS

---

*'My god is a wrathful god'*



Any character can have faith and religion. Taking a pie piece in the priest class represents a different level of commitment to one's supernatural patron. Clerics, shamans, druids, witches and cultists all fall under the purview of the priest class. Anyone who deals with supernatural forces as an intermediary to power or to protect against such a thing would be well suited to a priest class.

In terms of game play, the priest is a class that requires long-term resource allotment. When a priest adventures, it is far more important to appease the priest's deity or patron than collect gold. Building temples, converting the masses, and destroying heretics among other things will earn a priest the piety needed to receive miracles. Having followers from two opposing deities in one group may cause problems.

These 'piety points' that fuel the priest's powers represent the favour a priest holds with their patron and is used to call forth miracles. Proactively spreading ones faith is the priest's drive to adventure.

## PRIEST POWERS

### DOGMA ☐

This power represents the strength of a priest's conviction. A priest with this power reduces the influence, fear, or stress scored against her in a social conflict by 2 per die. The priest also gains an additional amount of XP equal to her faith for each point of piety she earns.

### MIRACLES ☐

A priest with this ability can summon miracles at the base piety cost. This does not stack with the benefit for summoning miracles on holy ground. While I could have had all the piety costs in the "Scriptures" portion of this book be multiplied by 100 and said this ability gives you the ability to summon miracles at 1/100th of the normal cost that seemed kind of inane considering priests with this power will be the ones summoning miracles 99% of the time if your game is anything like mine.

### TRUE BELIEF ☐

A priest with this power can enter a state of grace upon accumulating 500 piety. A priest in a state of grace is permanently considered 'blessed'; this means a priest counts all attacks as being magical and receives a damage reduction of +1 against magical attacks. Such a priest is also immune to diseases and possession merely causes insanity instead (note they can suffer points of disease, they can't catch a disease). Dead priests in a state of grace do not deteriorate. How these effects represent themselves varies based on the patron. A holy bishop may simply not rot and instead smell of flowers, never having been able to contract disease in life. A warlock may have her body remain a withered husk, while in life she contracted the diseases but simply would not suffer from them.

Whether or not the priest is in a state of grace, a priest with 'True Belief' may add her faith to her awesomeness score for a single d20 roll each session (chosen after the roll).

### EXORCISM ☐

A priest with this power is able to perform exorcisms without either the aid of a holy symbol or spending piety. The priest may negate up to two points for each luck point spent against the result of a successful supernatural mental assault against the priest (possession, words of power, psychic assaults, etc). Thus if the priest suffered 5 stress from an appeal by a demon attempting to possess the priest, the priest could pay 3 luck to negate the stress rather than 5. If the priest fumbled an exorcism and suffered 7 damage, the priest would need to spend 7 luck to negate the damage as normal. Supernatural creatures may have a version of this power (haunting) which allows them to instead cause stress to mundane beings through social conflict leading to possession. They also gain luck point benefits against exorcism.

### FERVOUR ☐

This power represents a priest's ability to lash out in a religious frenzy. A priest gains +1 damage in combat against sentient or supernatural enemies per cumulative faith point if the priest views them as religious enemies. This means at 1 faith, a priest would gain a bonus of +1, but at 3 faith a priest would gain a bonus of +2.

### PROVIDENCE ☐

This power represents the protective blessings of their patron (or a guardian angel, spiritual pact, or similar supernatural event). The priest regains all of her luck points after a night's rest provided she prays or otherwise praises her patron before sleeping.

## LOCKED POWER

### CHOSEN ONE

This power represents the extreme favouritism of the priest's patron. The priest gains 1 temporary piety per level per day. This temporary piety is lost at the end of the day, and so should be spent daily. This allows a priest a constant supply of power but it does not grant XP though Dogma.

## PERSONAL ITEM

### RELIC

Any time a priest completes a significant religious task, there is a small chance of one of the priest's personal effects turning from a mundane item into a holy relic. If the priest completes an epic task of their faith, then an item automatically becomes a relic.

Relics increase the effectiveness of the item in a way similar to magic items with a numeric bonus, and the item reduces the piety costs of summoning specific miracles. It is also possible that an existing relic will be 'upgraded'. For each benefit level the relic will reduce base piety cost of any miracle performed "through" it by 1 (minimum of 1). The item will count as having a magical bonus of 1 per cumulative benefit level of the relic when wielded by any member of the priest's faith against supernatural or otherwise mystical beings. These benefits do not apply on unholy ground. The item transformed should be the one most crucial to completing the task, if there is no clear item to fit that role, the player should choose the item.

To gain a relic, the priest's player must roll doubles on the 2d6.

---

# THE FORUM OF THE BARDS

---

*'The pen is mightier than the sword'*



The term 'bard' here is used loosely; it is used as a fantasy catch all for the character who is adept at dealing with people. Unlike many games, the bard has no innate rogue or magical powers. The bard's power of speech also rivals what a warrior can do with a pointy stick in terms of shaking believability. A powerful bard is the one who can truly convince the emperor of her new clothes, or that a wagon full of onions is worth a wagon full of gold.

In terms of game play, the bard is only useful if you are going to interact with sentient beings, it may also require a mind shift for many game masters to allow the players to cause massive world changes based on words alone. Powerful bards can be the equivalent of those great orators who occasionally appear in the history and alter civilization. A bard's powers are intimately based on other sentient beings.

A bard adventures to boost her image, spread her word and, more importantly, find followers to do her work for her.

## BARD POWERS

### REPUTATION ☐

This power represents the fame a bard attracts. This grants the bard and every other player character in the group +1 cumulative 'awesomeness' per milestone. A bard with one milestone gives every other player character +1 awesomeness but a bard with 2 milestones gives every other player +3 awesomeness. Any characters who levels up with the bard in their party may also re-roll any of their luck dice that rolled equal to or less than this number (1,3,6 or 10) as if they had spent fate points on the re-rolls. If there are multiple bards with this power you could in theory re-roll some of the re-rolls as well.

### LEADERSHIP ☐

This power represents a bard's role as a leader and the appearance of courage. Those near her may use the her presence for their own resistance rolls.

### SILVER TONGUE ☐

This power represents the bard's skill as a master debater and gives a bard the ability to re-roll their intelligence die and choose the better result in any type of social conflict.

### INTERPRET ☐

This power represents the bard's skill as a cunning linguist to understand foreign and alien languages at a basic level. Using hand gestures, miming, and by speaking both slowly and loudly in an annoying tourist kind of way the bard can understand and communicate basic terms like 'Follow' or 'Danger' or 'The cheese is mouldy, where is the bathroom.' The bard must make a Charisma check, modified by presence. On an epic success the bard can gain this level of communication (including a skill) within an hour, a normal success requires ?d20 hours of communication and a normal failure requires ?d20 days of communication. An epic failure prevents the bard from establishing this level of communication.

### WIT ☐

This power represents a bard's ability to lash out with her razor sharp wit and cause deep psychological scars to her victim. While a clever insult or witty pun won't ever do any physical damage, it can hold sway with the trickster deities who dole out luck to the various heroes and villains. A scathing remark in combat allows the bard to force an opponent to cash in luck points to avoid taking influence from a successful appeal. The opponent cannot choose to suffer influence instead. This only works with witty lines in dangerous situations such as combat.

### ORATION ☐

This power represents the ability of the bard to sway large crowds. Whenever the bard transforms an appeal into a statement her appeal targets everyone listening.

## LOCKED POWER

### BELOVED

This power represents the almost super-human loyalty a bard of this level of skill has with society. A bard with this power can use the luck points of others, allowing them to flow 'up' instead of the normal limit of only flowing 'down'. Note the owner of those luck points have to agree with their use to protect the bard. Henchmen will always allow their luck to be used if they have any.

### PERSONAL ITEM - HENCHMEN

Rather than an actual item, bards gain special followers. Any time a bard completes a particularly impressive debate, trial, military campaign or similar event,

the bard gains an opportunity to acquire a henchman. If the event was particularly epic the bard automatically acquires a henchman.

The henchman will loyally serve the bard and may take the form of a bodyguard, squire, personal assistant, student or some other role. The main benefit of the henchmen is that the bard can choose to make one of her henchmen suffer grisly death on behalf of her or another member of the party. This could include the henchman shoving a bard out of the way of a volley of fire from an ambush, setting off a dangerous trap, or being crushed by falling rocks in a landslide. You can feel free to give each henchman a nice red shirt if you would like. The henchman should be someone relevant or related to the bard's recent task. Henchmen have attributes averaging 10 and are normally 0 level. When the bard reaches 10th level, her henchmen advance to 1st level.

For a bard to gain a henchman, the bard must score a 10+ on the 2d6.

# THE SHIP OF FOOLS

*'God smiles on fools and drunks'*



A Fool is generic catch all term for a non-adventurer. It includes bumbling jesters, fish-out-of-water, and people stuck in the wrong place at the wrong time. Anyone who has no business adventuring but is somehow adventuring is a fool. The fates and trickster deities look out for their own however, and they smile a little stronger on the baker caught up in an multidimensional conspiracy than they do on the warrior monk destined to be a hero who has trained all her life.

There are no powers to go with the fool class save this one. For each pie piece wasted on the fool class, a character gains a +1 bonus to awesomeness at the end of every night as a Luck Modifier and increases their luck die. The luck die is how many luck points per level a character has, and these are very useful as they keep you from suffering damage, being caught sneaking, or being possessed by demons. They fill the niche "hitpoints" have in many games.

PIECES	DIE	MODIFIER
0	d6	+0
1	d8	+1
2	d10	+2
3	d12	+3
4	d20	+7

## [B] CHARACTER TRAITS

Traits are a way to customize starting characters. Each trait contains a pro and matching con. Each character can start with up to two traits. Traits cannot normally be selected after character creation.

A list of sample traits is provide below, and you may wish to create additional traits for your game. The general rule is a pro that will impact the character, and a con that will impact the character. If a character can ignore the con with a specific build, it is no longer a con; it is just a free bonus.

### TRAIT: NATURAL TALENT

You are a naturally talented individual and life has just dealt you a good hand. You gain +2 to all attribute scores. No attribute score may exceed 20.

You also just tended to coast through life, relying on

natural talent and failing to learn practical life lessons. You start the game with one fewer pie piece to determine class.

### TRAIT: ZEALOUS

Zealous individuals are so single minded in any conflict that they may ignore the effects of any accrued points on dX conflict rolls, but are always reckless in conflict dX rolls.

### TRAIT: ELITE TRAINING

You spent your youth being honed into an elite force. You may select an extra pie piece at character creation, though you may not have more than three in one class (unless you bug your GM until she groans and says "fine, be a munchkin special snowflake" and everyone rolls their eyes so you can "win" at imagination.)

Unfortunately the fates don't seem too interested in the 'likely hero' that everyone saw coming. You have a Luck Die one size smaller than normal (base d4), an extra -1 Luck Modifier.

### TRAIT: BULL HEADED

You know what is what and are steadfast in your convictions. When making a Will check or rolling the Will die, re-roll the die and choose the better result. You are also less open to new ideas. When making an intelligence check or rolling the intelligence die, re-roll the die and choose the worse result.

### TRAIT: MUSCLE BOUND

You've got visibly burly muscles. You may re-roll any strength checks, or rolls of the strength die and choose the better result.

Because these big muscles impede your movements, you must re-roll any agility checks or rolls of the agility die and choose the worse result.

### TRAIT: ARROGANT

You are so full of unrepentant pride and self-confidence that opponents must beat your defense by 10 to score a critical success in a social conflict.

This also means you tend to dig yourself in worse rather than admit mistakes. Any epic failure in a social conflict causes a !d10 influence instead of a normal !d4.

### TRAIT: BARBARIAN

What do you know of cultured ways, the guilt, the craft and the lie? You, who were born in a naked land and bred in the open sky. You may re-roll any health checks, or rolls of the health die and choose the better result. You must re-roll any Charisma checks or rolls of the Charisma die and choose the worse result.

## **[ B ] SKILLS AND KNOWLEDGE**

Characters in NGR starts with a number of skills equal to their intelligence score. Skills represent the large amount of training an individual will pick up that is not directly related to the character's archetype. Skills fall into three categories: Languages, Knowledge and Weapons.

**LANGUAGES** represent the written or spoken tongues of the world. There is no default language that everyone speaks, so languages are quite important. Being able to speak a language does not give you the ability to read a language and vice versa. If you can speak a language and read another language with the same alphabet you can probably manage to grasp basic concepts through reading.

**KNOWLEDGE** skills are the most useful and versatile skills. Beyond being used in investigations, skills have several uses. A skill may be used to grant a +2 knowledge bonus to related attribute checks or a +1 bonus to a lone attribute die. Someone with wood lore might gain a +2 bonus to a Perception saving throw in the woods or a +1 bonus on their Intelligence die when convincing someone not to wander into the woods at night. Skills may also be used in conjunction with attribute checks to perform tasks. An individual with blacksmithing may be required to complete a set of Strength and Perception checks to forge a high quality sword. Players are encouraged to think up of their own general skills. Skills that are deemed too broad by group consensus must be broken into specialities. Skills cannot be added multiple times when multiple attribute dice are being rolled.

**WEAPON** skills are also considered knowledge skills, but with an important second function. Characters are assumed to be skilled in any weapons required or commonly used with that skill. A character with fencing would know how to use swords, a lumberjack an axe, and a butcher a knife. If a character is using a weapon they have no training with, the weapon gains the unsuitable tag.

Characters may attempt to gain a new skill each season they spend training full time. Character's make an intelligence check at the end of the season. If the character succeeds they have gained the new skill. The time will be increased if the character has less time to study. If studying part time for instance the check will be after half of a year. As an optional rule a player may sing an appropriate montage song while making the intelligence check. If she fails the first check, the character may make a re-roll 30 seconds later, providing she is still singing the song and has not yet admitted to forgetting the words. Other players are allowed to join in

and provide backup to better mask her failure. Also note that due to the vast potential for specific skills, almost anything could count as full time training. Being locked in prison might given one the opportunity to learn the "isolation" or "being shackled" skill. Also note that a skill just means you are better at an activity than a non-skilled person. A skill called "drinking acid" doesn't mean you can drink acid and live, merely that you'll get +2 on your -20 check to avoid dying instantly.

## [F] CREATING A GROUP TEMPLATE

When a new group of characters is built, it is important to have a group template. This gives the characters a reason to band together beyond meeting in a tavern. Each character must have at least two relationships to other party members; the character whose player is seated to the left and the character whose player is seated to the right. You cannot alter another character's history without the other player's consent. If you chose 'Romance', you could not declare the two characters had dated, but you could declare that your character had a crush on the other character. Likewise if you chose 'Family' it does not mean the character considers your character family or that there is a blood relation. It may simply be that for some reason your character considers the other 'like family'. Perhaps your character knew her parents. Each relationship has a slight mechanical benefit.

A set of example relationships is listed below. Feel free to create other relationships with GM approval. They should always be generic to leave room for both parties to determine exactly what they mean to each character.

### RELATIONSHIP: FAMILY

 **GAIN** +1 fate


**Example:** This relationship represents a blood relation, adoption, or a strong friendship or sense of obligation resembling family. For example, you could be the child of a close family friend to the other character. Either way, your character feels a familial bond.

### RELATIONSHIP: PROTECTOR

 **GAIN** Target gains +1 fate

**Example:** This relationship represents a sense of strong protectiveness. A parent, a bodyguard, or a trusted lady-in-waiting is examples of a protector. A character could feel protective of a character they have only recently met and it does not need to imply a long history. Never the less the relationship is strong and not merely a passing sensation.

### RELATIONSHIP: ROMANCE

 **GAIN** Target gains +1 luck point

**Example:** This relationship covers everything from long-term marriages to unrequited love. This is a romance beyond minor attraction or infatuation and is unlikely to ever fully leave the mind of the character.

### RELATIONSHIP: EMPLOYEE

 **GAIN** \$500 in coin or jewelry

**Example:** This represents any financial relationship; the character has been paid and has a job to do. This could be that your character was paid by the target, or paid by a third party to watch over the target or perform some other action. This relationship also requires enough of a dedication to reputation or work ethic that this is a major impact on behaviour.

### RELATIONSHIP: HIGHER CALLING

 **GAIN** 50 Piety

**Example:** This represents a sense of divine duty. Perhaps your character believes the other is the chosen one, or simply part of a wayward flock. Either way your character sees their destiny as dependent on the safety of the target.

### RELATIONSHIP: LIFE DEBT

 **GAIN** +250xp

**Example:** This represents a deep sense that the character owes their life to the target. Perhaps the target saved their village, spared their life, or saved them personally. This could also represent a debt that the character feels she owes to the target's bloodline, nation, or species. Either way, the character feels an unshakable debt to the target.



## [ B ] STARTING EQUIPMENT

Generating a starting set of equipment can take a fair amount of time if you wish full control over each individual item based on a cash value. Starting characters are given their strength score in 'dots' of equipment. This equipment can be decided during the first game session as needed. Should a character need rope to cross a chasm, as long as they have 4 dots left in their inventory then they luckily happened to have brought some along. All of these items should be mundane and common items, with the exception of 1 special item such as military grade equipment, luxury items, specialist tools, or highly illegal items. Any unused starting 'dots' should count as a extra coin the character has back home (say 25 coins). If a character with 10 strength only used 5 dots of "Schrodinger's inventory" during the first game sessions and picked up 3 dots worth of loot, the character would have an additional 125 coins (5 unused starting dots x 25 coins).

As an alternative, the GM may outlay a set of starting "equipment packs". Characters can instead just announce their starting equipment pack and begin play with the listed items. This would mean the character would lose the advantage of "just in time" equipment during their first adventure. Listed below are some example equipment packs; you are encouraged to think of your own starting packs that fit with the flavour of your game world.

### PACK: WANDERER

- **Contents:** A wanderer's pack contains very little. It has a staff or walking stick and a single tool. This tool could be a set of lock picks, a holy symbol, or a wizard's grimoire. Choosing the wanderer's pack also gives the character 2 extra fate points.

### PACK: EXPLORER

- **Contents:** An explorer's pack contains a large number of useful items. It contains a rope and grapnel, a set of light armour, a backpack with two weeks of food, a full wineskin, a set of flint and steel, a piece of navigational equipment (often a map or lantern), 2 militia weapons or weapons that double for non-military purposes, and one small weapon such as a dagger or small sword.

### PACK: WEALTHY

- **Contents:** A wealthy person's pack contains very little of immediate use. It contains a set of fancy clothes, a fine fur cape or cloak, an expensive hat, an ornate and high quality personal weapon such as a sword or dagger, 1 tool such as lock picks or a holy symbol, 3 pieces of jewelry worth \$500 or more each, and \$1,000 in coins.

### PACK: MILITARY

- **Contents:** A military pack contains equipment needed for front line combat. It contains a helmet, a set of mail, a shield, 1 militia weapon, 1 small weapon and 1 weapon of choice.

### PACK: MERCHANT

- **Contents:** A Merchant's pack contains a beast of burden and a wagon, or a riding animal. It also contains a backpack with two weeks of food, a full wineskin, a navigational tool such as a lantern or map, 1 self-defence weapon, a set of light armour, and \$1,000 in coins or a single tradable good.

### PACK: NOMAD

- **Contents:** A Nomad's pack contains a bow or set of throwing weapons, a backpack with two weeks of food, a full water skin, a hunting animal, and a tool such as lock picks, a holy symbol, or a grimoire.

## [ B ] CHARACTER MORALITY

All characters must select a morality by the end of their first game session. Moralities come in two pieces, a major and minor concern. The major concern is the most important moral consideration that guides an individual's actions. The minor concern is the moral or ethical consideration an individual will strive for as long as it does not interfere with their major concern.

One part of morality (either major or minor) will be a choice between personal liberty and external rules. This can take many different forms, however the player chooses to write it. Terms like freedom, liberty, chaotic, anarchistic or independent are found on one axis while terms like honourable, obedient, lawful or pious are on the other axis. The second part of morality (again either major or minor) is the choice between self-interest and the good of the community. This too can be put in any terms the player wishes, such as good versus evil, selfless versus selfish or compassionate versus uncaring. In such a system, many variations can occur. An hon-

ourable good warrior may be best friends with a good honourable warrior until faced with a dilemma over choosing the good path or the honourable path. Note that morality represents only how the character feels, not how they act. A good person could still set fire to an orphanage; the character would just be driven with nigh unbearable guilt. Likewise a selfish pirate captain might uncharacteristically put her life in danger to rescue stranded nuns, the pirate captain would merely feel stupid the entire time.

### **[ B ] LUCK BE A LADY TONIGHT...**

The final step when creating a new character is to pick a 'lucky number' between 1 and 20 inclusive. This will be important for any conflicts you enter. When you roll it on a d20, please be sure to bring it up and complain if something cool doesn't happen. Characters have one lucky number per milestone they have passed.

### **SO THIS BOOK SEEMS TO KEEP GOING...**

Yes yes, so you want the cliff notes of what other information you need? Make sure to fill in where it says "Luck Points" those are used to avoid damage (combat), stress (mental possession), and suspicion (getting caught sneaking about). If you take 5 damage, you want to be able to cash in 5 luck points. You normally have a number equal to the max roll on your "Luck die" (Its based on how many pie pieces you "wasted" on Fool).

### **MANA**

Only elves and some wizards have mana. You might have an amount equal to the max roll on your "Will die" (look at the die associated with your Will stat, the seventh one). Mana is used to fuel wizard abilities.

### **PIETY**

Anyone can collect piety, but only priests really need it in the short term. Most priests start with 20. You cash in piety to summon miracles (assuming your priest has the miracle power). If you don't have the miracle power you need a vastly larger amount (100x), enough you don't need to worry about it right now. You gain more piety by doing priestly duties (smiting heathens, converting people, burying the dead, etc).

### **FATE POINTS**

Fate points have a few uses, but think of them as re-rolls. You gain more fate points by being awesome, specifically by taking extra risk purely for style. If you want more fate points, be an instigator. Even if you know its a bad idea, have your greedy cut-purse steal gems from the "Cursed Cave of Wonders", or have your Dwarven warrior get drunk when she should be keeping watch. See where it says destiny points? Keep going if you are new.

They won't come up unless its your birthday. Where it says XP, mark down enough to get you to level 1. This is usually a thousand plus or minus up to three hundred depending on your intelligence, but don't worry about that much.

### **MODIFIERS**

The 5 modifiers (Combat, Presence, Stealth, Occult and Faith) are based upon your class, level and attributes. That was already covered back on page 7. Combat, Presence and Stealth are used directly in "Conflicts". Which is a fancy way of saying what happens when you get in a disagreement with another party. There are specific rules but the basic is that you will go round by round, taking actions that usually involve some manner of rolling a d20 and adding your modifier while the opponent rolls a d20 and adds their modifier. Combat for fighting, Stealth for sneaking and Presence for convincing people. If you hit or are hit by these rolls you'll take or deal a die of damage (combat), suspicion (stealth) or stress (presence). This is where you need those luck points to avoid death/capture/discrediting.

If you have that much information you can play along and figure out the rest as you go.

GM: Z.K.

# Deerious the Preacher



## N.C.R. NEOCLASSICAL GEEK REVIVAL

**S**TRENGTH

7 -1 d6

**A**GILITY

7 -1 d6

**H**EALTH

13 +1 d8

**I**NTELLIGENCE

14 +1 d8

**P**ERCEPTION

9 -1 d6

**C**HARISMA

12 +1 d8

**W**ILL

18 +2 d10

LUCK POINTS

6

MANA POINTS

-

PIETY POINTS

-

FATE POINTS

1

DESTINY POINTS

-

LUCKY NUMBERS

13

MILESTONES

1. Slew the witch Jezelilah
- 2.
- 3.
- 4.

(LOCAL)  
(NATIONAL)  
(WORLD)  
(LEGENDARY)

LEVEL

1

900

XP

### CLASS POWERS

Dogma  
Exorcist  
Fervor  
Oration  
Trait: Arrogant

WARRIOR  
1  
BARD

ROGUE  
2  
PRIEST

WIZARD  
FOOL



-1

**COMBAT**

(WARRIOR + AGILITY)



+2

**PRESENCE**

(BARD + CHARISMA)



-1

**STEALTH**

(ROGUE + PERCEPTION)



+1

**OCCULT**

(WIZARD + INTELLIGENCE)



+3

**FAITH**

(PRIEST + WILL)

DAMAGE:

DISEASE:

STRESS:

SUSPICION:

"HITS"

# Inventory

Ceremonial Robes ◦

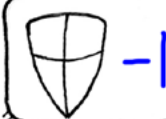
Holy Text ◦

Staff ◦◦

Sling ◦

Wine Skin ◦

Silver Cross ◦



Staff +0/d6-1  
+2 vs. heretics

Sling +0/d4-1  
+2 vs. heretics

# Skills

Gothic Language

Barbarian Language

Barbarian Culture

Literacy

Old Imperial Tongue

Theology

Church Hierarchy

Demonology

Witchcraft

Arson

Riding

Swimming

Medicinal Herbalism


Dog Training





NEOCLASSICAL GEEK REVIVAL

3: ADVENTURING



---

# GOING OUT AND ADVENTURING

---

Adventuring can be a dangerous business. Simply living can be a dangerous business in troubled times. There will frequently be dangerous situations where characters must navigate hazardous terrain, avoid traps and overcome similar obstacles.

The chief mechanism for resolving such obstacles is careful attention to details and quick thinking. When that fails, you might be able to pull your behind out of the fire using an attribute check or a variant of the attribute check known as a saving throw. The primary penalty for failing these last ditch efforts is accruing various types of negative points, the chief one being damage. These all accrue against an attribute and cause increasing penalties. When the accrued points equal the attribute something bad happens like death, dishonour, or potentially a word that doesn't even start with 'd'.

The main reason this chain of bad events leading to death occurs is the limiting factor of how many things a person can do at once. An individual can only take two actions at any given time. While that is most important when involved in conflicts, such as a fight, it still applies when just roaming about. To understand the reason the limit of two actions is important requires the understanding that talking to someone, defending yourself from potential attack, keeping watch, and moving are all distinct actions. If someone is both defending themselves and keeping watch for foes sneaking up on them they can't move. If they are moving and defending themselves they are not keeping watch. This is complicated further when other temporary actions occur. If an individual is moving and roots around in their backpack they either stop and end up behind the rest of their party or cease defending themselves. This means that things can strike you at a vulnerable moment.

## [ B ] KEEPING YOUR COOL

Throughout this book it will refer to dX this is actually series of possible dice, or no die at all. It is based on the assumption of rolling a d20 and add a score to the result. The bonus added to the die roll can exceed the roll of the die (you could have +20 on a roll of a 4). A natural roll of a 20 before modifiers is called an "Epic Success" and always succeeds while a roll of a natural 1 is called an "Epic Failure" and always fails. The difference is that a character does not need to use a d20. A character who is CALM and collected can choose to always count as roll a natural 10 on the die. If that looks unlikely to succeed a character can become ON EDGE and instead roll 3d6 to generate a natural result between 3 and 18. A character who is either CALM or ON EDGE can also become RECKLESS and roll a d20 to generate a natural result between 1 and 20. The important note is that once you shift from CALM to ON EDGE, or to RECKLESS from either CALM or ON EDGE you cannot revert for the remainder of the adventure (or until you choose to have a restful nights sleep in a safe area away from danger). It is in essence a risk spiral where a character becomes less stable.

A character always becomes at least ON EDGE when they spend luck points. A character will become RECKLESS if they spend fate points.

## [ B ] ATTRIBUTE CHECKS

One of the core mechanics in NGR is the humble attribute check. This is used for any situation in which you cannot think of a more suitable mechanic or where one may not exist. An attribute check requires a player to roll a dX and add her ability score as well as any modifiers from skills. If this is a task of ‘man against nature’ the score must equal or exceed 20 to succeed. If this is a case of ‘man against man’ or some other form of competitive test, the roll is required to score higher than one’s opponent in order to succeed.

It will frequently be important to modify an attribute check by the difficulty of the goal. While kicking down a steel door and a rotted wooden door may both require strength checks, one will be considerably more difficult to accomplish. The following suggested modifiers may be used to customize a difficulty.

### ATTRIBUTE CHECK MODIFIERS

TASK IS CONSIDERED...	OR REQUIRED SCORE	
Impossible	-20	40
Gruelling (very hard)	-10	30
Hard	-5	25
Difficult	-2	22
Normal	0	20
Straightforward	+2	18
Easy	+5	15
Very Simple	+10	10
Utterly Trivial	+20	0

While it may seem easier to use different “target numbers”, it can get more difficult in opposed situations. If you are trying a hard manoeuvre to push someone off a ledge, they won’t need to even resist your roll if you score below 0.

## [ B ] THE VENERABLE SAVING THROW

Occasionally, characters will encounter events where they have but a split second for a chance to avoid crippling injury or certain death. These events allow a character to declare a course of action to try and avoid the injury through making an attribute check such as dodging falling rocks or avoiding a ball of fire. Normally this action has to be related to one of the two actions the character is currently performing. If they are defending themselves as an action this can be pretty much anything. Skills, tools, or other factors can modify these checks in the same manner as a normal attribute check. They

may roll one d20 per milestone they have passed and then choose the best result. 0th level characters with no milestones do not get a saving throw.

The type of action a player makes determines how effective the action will be if it succeeds. This does not necessarily mean the task is any easier or more difficult to attempt, only how effective it will be if it is pulled off. Rolling a lucky number on a saving throw may trigger an opportunity attack (see the conflict section), so long as it can be tied to a direct result of the action taken by the character making the saving throw. For example, if a character dodged a lightning bolt spell the character could not declare the spell missed, hit the wall behind the character and bounced back to the caster, as that is not really based upon the action of the character that made the saving throw. The character could declare that she landed at the base of a bookshelf and tipped it over, falling towards the caster.

If a saving throw option lists a partial option, such as ‘full or half’ and there is no way to adjudicate the partial option, treat the lesser option as ‘nothing’. For example, if one is dodging a fireball then ‘half’ would represent half damage but if dodging a shrink ray it either connects or does not so a successful dodge would remove all effects. A saving throw may fall under the following categories:

SAVING THROW IS:	FAIL OR SUCCESS:
Crazy enough to work?	Double or Nothing
A standard response	Normal or Half
A brilliant defence!	Half or Quarter

A plan that is crazy enough to work might include leaping at a lightning bolt and hoping it goes underneath you, while a standard response covers the five D’s (duck, dodge, dip, dive or dodge) and a brilliant defence may include a plan such as throwing the chest of treasure you are carrying into the path of the fireball to cause it to detonate prematurely. Epic successes always result in ‘Nothing’ while epic failures always result in ‘Double’. I do want to stress that the player has to actually announce what they are doing and it should be a quick decision. Often I will describe to the players a small click or a tug at their boot and mentally count to three. If someone hasn’t announced they are doing something they do not get a saving throw. If this is a new player to the game, give them one warning where you explain the concept and let them think about a saving throw. Players get jumpy all on their own after that or at worst after the first grisly decapitation.



## **[B] DAMAGE & OTHER ACCRUED POINTS**

As mentioned, the main risk of failing to overcome an obstacle is some sort of accrued point unless you count things like lost time or blocked passage as risks. These points build up until the total is equal to some attribute of the character in question. The more points a character accrues the greater the penalties they suffer. When the points accrued exceed half of the attribute an additional penalty is suffered and when they match the attribute a final penalty is suffered. Damage for example causes an increasing penalty to die rolls, incapacitation, and finally death.

The following are some common examples but you can also use them as templates for cases representing special perils. Some types of points that accrue against the same attribute “stack”. This means that their penalties are not combined but they do count towards the halfway and full effect of the other. It is possible for two types of points to accrue one way, but not the other. Someone who is stressed is easier to convince in an argument (stacking stress onto influence) but someone you have convinced to sell goods at a discount is not easier to drive insane (influence does not stack onto stress).

The three most common accrued points for adventuring are Damage, Suspicion, and Stress. If you really wanted to, you could roll most other types of accrued points into one of those three

## **COMMON TYPES**

### **DAMAGE**

**ACCURUES AGAINST:** Strength

**PENALTIES:** -1 to dX rolls per point.

**EFFECT:** Death

**HALFWAY:** Incapacitation

**REMOVAL:** Once a week a health check is made. See the “Healing” section for more information.

**USES:** Anything that could cause permanent physical injuries (fires, falls, cuts, and stabbings)

**SPECIAL:** -

### **STUN (TEMPORARY DAMAGE)**

**ACCURUES AGAINST:** Strength

**PENALTIES:** As damage

**EFFECT:** Additional stun counts as damage.

**HALFWAY:** Unconsciousness

**REMOVAL:** Stun can be dissipated at a rate of 1 per action spent successfully regaining composure (requires a health check).

**USES:** Stun encompasses anything that is meant to knock out an individual, mostly blunt force trauma but also things like oxygen deprivation or pain.

**SPECIAL:** Damage stacks as stun.

### **SUSPICION**

**ACCURUES AGAINST:** Perception

**PENALTIES:** -1 penalty to evade rolls per point

**EFFECT:** Exposed/Caught

**HALFWAY:** Inability to move or take aggressive actions without suffering Full Effect immediately

**REMOVAL:** Suspicion resets each time the full effect is suffered (or sufficient time passes)

**USES:** Anything that draws notice. Opening creaky doors, letting light out of a window, or breaking a door would all cause suspicion.

**SPECIAL:** Often suspicion targets everyone present. IE, if someone knocks over a lamp those nearby might take suspicion. If someone present can reduce the suspicion taken, it is reduced for everyone.

### **STRESS**

**ACCURUES AGAINST:** Will

**PENALTIES:** -1 penalty to resistance rolls per point

**EFFECT:** Insanity (or possession)

**HALFWAY:** (no additional effect)

**REMOVAL:** Each week an individual avoids rolling any dice in a conflict reduces stress by 1.

**USES:** Stress is often a side effect of casting magic or suffering psychic horrors such as a haunted house.

**SPECIAL:** -

## **INFLUENCE (TEMPORARY STRESS)**

**ACCURUES AGAINST:** Will

**PENALTIES:** as Stress

**EFFECT:** Discredited in an argument

**HALFWAY:** (no additional effect)

**REMOVAL:** Influence resets each time the full effect is suffered (or sufficient time passes)

**USES:** Influence is usually only scored in social conflicts/arguments.

**SPECIAL:** Stress and Fear both stack as influence.

## **DISEASE**

**ACCURUES AGAINST:** Health

**PENALTIES:** -1 penalty to all forms of health checks per point

**EFFECT:** Death

**HALFWAY:** Nausea causes the “Off Balance” effect.

**REMOVAL:** Disease is healed as if it were damage and must be healed before damage.

**USES:** Any form of generic contagion, infection or plague. For specific diseases with a tailored effect consider using a method similar to specific poisons.

**SPECIAL:** If an individual gains a point of Disease they will also usually gain an effect tag related to the disease in question. The specific disease will have its own rules for both spreading and curing the disease. Characters in a state of grace do not receive these tags.

## **POISON (TEMPORARY DISEASE)**

**ACCURUES AGAINST:** Health

**PENALTIES:** as Disease

**EFFECT:** Additional poison counts as disease that cannot be soaked through luck

**HALFWAY:** Nausea causes the “Off Balance” effect.

**REMOVAL:** Accrued poison is reduced by 1 every twelve hours.

**USES:** Despite being called “poison” it can model venomous bites, toxin coated needles, and other chemicals. For very specific poisons with a tailored effect, they should not accrue points in this fashion and should instead be given an equivalent point value.

**SPECIAL:** When accrued poison naturally reduces every twelve hours an individual must make a health check. Failure causes a point of damage.

Disease stacks as Poison.

## **UNCOMMON HAZARDS**

### **INTOXICANTS**

**ACCURUES AGAINST:** Health

**PENALTIES:** -1 penalty to all resistance rolls per point

**EFFECT:** Sleep or Paralysis. Additional intoxicant counts as poison that cannot be soaked through luck

**HALFWAY:** Nausea causes the “Off Balance” effect.

**REMOVAL:** Accrued intoxicant is reduced by 1 every hour.

**USES:** Recreational chemicals, tranquilizers, and sleeping powders are great uses for this type of accrued point. For very specific intoxicants with a tailored effect, they should not accrue points in this fashion and should instead be given an equivalent point value much like poisons.

**SPECIAL:** Stress and Poison stack with Intoxicants.

### **FEAR**

**ACCURUES AGAINST:** Will

**PENALTIES:** -1 penalty to resistance rolls per point

**EFFECT:** Suffer panic (broken morale) or additional fear becomes Stress.

**HALFWAY:** (no additional effect)

**REMOVAL:** Fear resets each time the panic is suffered or after sleeping.

**USES:** Morale loss, some forms of supernatural mental interference.

**SPECIAL:** Damage and Stress stack with Fear.

### **INFAMY**

**ACCURUES AGAINST:** Charisma

**PENALTIES:** -1 to appeal rolls against authority figures

**EFFECT:** Criminal accusations

**HALFWAY:** Leeriness from authority figures and up-standing citizenry

**REMOVAL:** Special circumstances such as serving a sentence or gaining a pardon

**USES:** This is a somewhat abstract way to measure an individual’s standing with the law in specific polities. It has no need to be used in games with a more stable environment, but it can be useful to measure the odds of getting arrested in two-bit stopover towns between adventures.

**SPECIAL:** Damage doesn’t usually stack with Infamy.

## MUTATION

**ACCURUES AGAINST:** Health

**PENALTIES:** Mostly cosmetic

**EFFECT:** Irreversible mutation (barring magic)

**HALFWAY:** The mutation becomes glaringly obvious

**REMOVAL:** Mutation is healed as if it were damage and must be healed after damage. Mutation points are reset after the full effect occurs and the mutation or polymorph becomes permanent

**USES:** This is mostly a way to deal with magical traps like turning someone into a toad or magical radioactive fields such as roaming the mystic wastes. It means that someone can be partially transformed into a toad.

**SPECIAL:** Whenever someone with accrued mutation points suffers additional damage due to a failed healing check, they also accrue an additional mutation point. Each source of mutation point has their own score (ie: someone with 10 health could have 5 points of mutation towards being a chicken and 8 points towards being a dragon. They are two separate pools)

## THE UNKNOWN

**ACCURUES AGAINST:** Nothing

**Penalties:** Nothing immediate (other than a potential loss of luck)

**EFFECT:** Nothing

**HALFWAY:** Nothing

**Uses:** Buckets of water, clouds of flour, and anything else that is currently completely innocuous. If a villainous sort throws a bucket of pig's blood on you (and it isn't acid, or on fire, or any such thing) this would be a use of 'Unknown'.

**SPECIAL:** The reason that this type of damage is important is that if someone is facing 5 points of pig's blood they can usually negate the accrual of points by cashing in luck points. You can decide if being coated in blood is worth 5 luck points you could use to avoid an arrow to the knee later.

## [ B ] LUCK POINTS

These accrued points quickly begin a "death spiral" making it harder and harder to succeed. To avoid this, those who possess them will probably cash in "Luck Points" to negate the various types of points on a 1:1 basis (after size modifiers are applied).

Luck points can be spent to cancel not only points scored against the character (damage, influence, suspicion) but also to protect someone in their care such as a mount,

sidekick, or pet. Luck points can only be transferred downwards. A knight could use 5 luck points to protect her squire but the squire could not use her luck points to protect the knight. It is important to note that luck cannot be spent to remove points already suffered. If the knight doesn't use luck points to negate damage now the knight cannot use her luck to heal the wound later. Any ability that lets you trade in luck points on a better than 1:1 basis (Combat Awareness, Specialist, or Exorcism) is based on the individual suffering the points, not the one supplying the luck to negate them.

## [ F ] OTHER EFFECTS

### OFF-BALANCE

If someone is ever knocked "Off Balance" they suffer a -2 penalty to all attack, defence, evade and agility rolls. This could be from the earth shaking, being sick, over-encumbered, or some other reason. It represents any form of dizziness, nausea, or strain that impairs co-ordination. If someone is forced Off Balance when they are already suffering from the condition they are sent prone. If someone is not permanently off-balance, such as being over-encumbered or poisoned, they can spend an action to regain their balance.

### PRONE

Being flat on your backside is rarely a good thing. Characters who are 'prone' receive a -5 penalty to their defence rolls in melee and suffer an attack roll penalty equal to their weapon's reach in melee and equal to the weapon's dot size for missile fire. In addition, if they don't have allies still standing their attackers probably also have the high ground advantage. As a slight benefit, explosions do half damage to prone characters. This bonus does not stack with a successful saving throw; characters must choose one benefit or the other. Prone characters do not receive a penalty for attacking with firearms or crossbows. If they are intentionally prone, they suffer no penalties for crossbows or firearms and gain a +1 attack bonus per dot size of the weapon. Prone characters can get back to their feet on their turn as a move action. If they are in melee this requires an agility check. Because this would be lame it if didn't occur, any time a character is knocked prone near a ledge they must make an agility check or fall off the edge. If they still have an action free they may try and grab the ledge. Holding onto the ledge without falling requires an action and a strength check each round. Pulling yourself up off the ledge requires a movement action and a strength check.

## [F] SAMPLE DISEASES

### COMMON AILMENTS

This would be a sample template to use for common colds and sicknesses. Someone with this illness will accrue 1 point of disease each day until they make a health check to cure themselves of the disease. Anyone who does not have the illness and is spending time in close quarters with an individual who has this illness must make an easy health check each hour or suffer 1 point of disease. Anyone who suffers a point of disease in this fashion contracts the illness.

### FAKE MEDIEVAL RABIES

Unlike real rabies this illness is about being interesting at a game table. Someone with this illness must make a health check each night or accrue a point of disease and a point of stress. The only way to cure the disease outside of medicines is to be reduce to zero disease points and succeed in the next night's health check. If an individual is driven insane by this disease they gain the "Zealous" trait. The saliva of an individual with this disease causes 1d4 extra points of disease if bitten or transferred some other way. Anyone who gains a point of disease in this manner contracts the illness.

### A TERRIBLE PLAGUE

This is an illness that spreads like wildfire and requires someone to bring out their dead. Someone with this illness gains 1d4 points of disease each day. Anyone who is not afflicted and in close quarters with them must make a hard (-5) health check each hour or accrue a point of disease. Fluids of the individual can cause the accrual of 1d6 points of disease for several weeks after removal. Anyone who gains a point of disease in any of these fashions contracts the plague. The disease can only be cured if an individual is reduced to zero points of disease and rolls an epic success on a health check.

## REGAINING HEALTH, LUCK & MANA

### [B] HEALING INJURIES (ALSO, TRAVELLING)

While accrued points list their methods of removal, there is a special relevance to natural healing. Unlike luck points, real injuries heal much slower. Once a week a character makes a health check to heal 1 point. Usually this roll has penalties due to their injuries. The first thing that must be healed is disease, followed by damage, and then finally mutations. On an epic success, or a success by 10 or more, two points are healed. On an epic failure, or a failure by 10 or more, 1 point of damage is accrued that cannot be negated from luck as things turn south. Other penalties may exist if the individual is mutated or diseased. Mutation can progress for example . Exceedingly sanitary or unsanitary conditions can increase the benefits or penalties to those rolls. Hiding in a sewer might grant a -10 penalty, while being in a sterile environment with nurses might grant +5. If characters are travelling through the wilderness, this same healing mechanic can be used to determine any possible injuries from the journey, even if the characters are currently at full health. The following chart below lists the modifiers based on terrain.

TERRAIN	MOD	OR	TIME
Pleasant	+2		Fortnight
Normal	0		Week
Harsh	-2		3 Days
Inhospitable	-5		Daily
Deadly	-10		12 Hours
Suicidal	-20		Hourly

As an alternate solution you can instead roll an unmodified health check at increasingly frequent intervals. An adventurer cannot heal during these extra checks, nor can they suffer extra penalties beyond the accrual of damage. Travelling through the wilderness is hard and terrible, people should really stay at inns along the main roads instead. People built them for a reason.

### [B] REGAINING LUCK

Luck points normally regenerate at a rate of 1 per day. If characters are leading their version of a Spartan lifestyle by being a miser who is counting every coin then they regenerate at a rate of 1 per week. If characters are living a luxurious lifestyle where they are relaxing, wasting money, or being unproductive they regenerate an additional point of luck per level per day. Characters may also be able to host a celebration to restore luck points.

## [B] REGAINING MANA

Mana pools slowly regenerate over time similar to luck points. The rate at which mana points regenerate is based upon the elf or wizard's level and the type of area they are located in. Magic is inherently disorganized and chaotic, and is strangled by the march of civilization. The first blow against the unrestrained power of magic is the naming of things. It is why names hold such power to magical beings.

TERRAIN	RATE OF MANA REGAIN
Orderly City	0
Rural	1 per week
Frontier	1 per day
Wilderness	3 per day
Uncharted	5 per day
Mystic Wastes	1 per hour
Vortex*	1 per minute

The amount of mana regained per day is multiplied by the elf or wizard's level. In each type of region there will be unstable locations that count as one type lower. These are things like haunted houses, ley-lines, meteor impact craters, and dragon graveyards. Another risk is of mutation; individuals who critically fail a healing or travelling check in Mystic Wastes will gain a point of mutation if the GM has some horrid mutation table. If she doesn't she should make one now. A Vortex will likewise cause mutations but that is slightly overshadowed by the fact that death will result within a few minutes. It would be a totally rad looking corpse though.

Mutations are an example to highlight that unusual things should happen the more unstable a region. An area should have a list of potentially mystical events that could happen.

A good rule of thumb is that these events should have a % chance of occurring equal to the base amount of mana gained per day. A sample list of events your campaign might use could include:

- ▶ An improperly buried body will rise to unlife
- ▶ Cannibalism turns you into a beastman
- ▶ Elves can conceive this month
- ▶ Wearing too much jewelry turns your blood blue
- ▶ An egg hatched by a rooster in a thunderstorm will birth a cockatrice

## TYPES OF DANGEROUS OBSTACLES

Generally I will go with the assumption that you can figure out how to wing unplanned damage using the general guidelines of "roll a d6" and go from there. A few examples always help thought so I am going to include rules for probably the two most common types of death and destruction for a party of players.

## [F] FALLING

This is probably the most common type of dangerous potential obstacle and it is fairly easy to resolve. Someone who falls a story or more takes 1d6 of damage as a base. If the ground is especially soft or dangerous you might modify that. Landing on loose earth might deal d4 damage while sharp pointy rocks might deal a d10 damage or perhaps even repeating (!) damage if they are something like stalagmites. Then multiply the damage by the number of stories fallen. Falling 7 stories onto loose earth would deal a d4 x 7 damage. Falling twenty feet onto jagged rocks would deal a d10 x 2 damage. The reason I would advise against multiple dice unless someone is bouncing off of things on the way down, is because of how damage reduction and size modifiers work. Also it creates a really swingy situation with falling that adds to suspense. While the damage range may be the same, the probability curve is much more varied.

## [F] FIRE

Fire is usually the most common player caused hazard. Fire is probably the root component of most potential plans players suggest. If an area is set on fire it causes damage to everything in the area, dealing 1d6 damage at the end of every round after characters finish moving. The area has a die worth of fire in it. If you roll a 1 for the damage, the fire goes down by one die worth of intensity. If that brings it to zero dice of fire, the fire is extinguished. If you roll a 6 for damage the fire has spread and there will be an additional die worth of fire in the area. For size modifiers, treat all of the damage as coming from a single source. Any damage reduction per die is still applicable per die.

## [F] PARTIES, CELEBRATIONS, HO-DOWNS, SHINDIGS & BOX SOCIALS

After an epic battle, unbelievable heist or other noteworthy event such as a character's wedding or the birth of a child, it is time to celebrate. A character may host a celebration after a noteworthy event to regain a large amount of luck points in short order. Usually this is something worthy of their current milestone, or a very notable personal event. This celebration will consume an indeterminate amount of time and money, potentially ending in character's being left destitute. A real simple rule is to roll a d100 and they lose that percentage of their easily accessible wealth. This will vary highly by local conditions. At the end of this, the characters involved will heal one point of stress and regain a number of luck points equal to the roll of their Charisma die times their level. For smaller acts of celebration while in the middle of a dangerous situation a character might be able to heal a point of luck or two in exchange for a few intoxicant points. For example, finding a bottle of wine in a shipwreck and drinking it while your party members are busy fighting a giant squid.

Thus after a hard month's journey through their wilderness to slay the evil Sir Conveniently-Wealthy, a group of heroes can blow all of their spoils in the local tavern and regain a pile of luck points. Alternatively, this celebration might take the form of tithing and a period of prayer and contemplation of some other appropriate event.

## [B] INVESTIGATIONS

There are times when the characters don't merely follow a trail of easily visible breadcrumbs from adventure to adventure. This is where investigations come into play. Assuming the characters have time to patrol and search the area, talk to people in town and so forth, consider using the following method. The characters pick a general skill they have, which they think may give them useful knowledge on the object, event, or person in question. They spend the next few minutes in game time collecting evidence based on that skill. The GM then gives the characters information based upon that knowledge skill. For example, if the party stumbles across a stone slab in the middle of the woods and pauses to investigate. Friar Jon uses the 'religion' skill, while Fladnag uses her 'astrology' skill and Thorbardin the dwarf uses 'stone working'. Friar Jon learns that the slab shows no sign of ritual sacrifice being completed upon it, such as bloodstains. Fladnag learns that the slab will perfectly align with the equinox. Thorbardin learns that metal tools have not worked the stone, though there is evidence of sanding over the last few hundred years. The party concludes that the slab may be useful but it has most likely been abandoned for some time and is not a threat. An important note is that someone cannot usually be investigating, defending themselves and keeping watch as that would be three actions. This is especially important when a travelling character is investigating the terrain, such as looking for game trails with a tracking skill.

## [B] RODENTS OF UNUSUAL SIZE

In a fantasy game, many creatures will have a size modifier. This represents creatures of substantially different sizes from humans such as a dragon or pixie. This size modifier is represented by a fraction or integer such as 3 for a large creature or 1/4 for a small one. This number has several effects on both damage, stealth, and attribute checks.

In terms of damage, when a creature physically deals damage (or stun) the total amount is multiplied by the size modifier. A dragon with a size modifier of 8 who deals 3 damage from a bite would turn that into 24 damage. A pixie with a size modifier of 1/4 who deals 4 damage would turn that into 1 damage.

When a creature takes damage (or stun, poison, mutation, or intoxicants) the creature will in turn divide the damage by its size modifier. If that same dragon took 16 damage it would be reduced to 2 damage. If the pixie took 16 damage it would be increased to 64 damage. The opposite ratio is used for the scoring of suspicion. A dragon would score less suspicion when it successfully makes a detection roll, a pixie would suffer less upon failing a stealth roll and vice versa.

For attribute checks a high size modifier is good with strength checks but poor for agility checks. For an opposed strength check ('man against man'), the result is multiplied by the size modifier. If a dragon rolled a dX and scored 12, it would result in a total score of 96. A pixie with the same original score of 12 would have an end result of 3.

For opposed agility checks this situation is reversed. In an opposed agility check the score is divided by the size modifier. If the total score of a dX roll was 16 the dragon would have an end result of 2 while the pixie would have a result of 64.


It is important to note than in any of the above situations a decimal score is always rounded down. If the score had been 15 for an agility check the dragon would score a 1. If the dragon was dealt 7 damage it would take 0 after the modifier is accounted for. It is also important to note that in any 'man against nature' check this is not relevant. A dragon trying not to slip on a plane of ice is not based upon the dragon's size and so size modifiers would not come into play, likewise for a pixie trying to climb hand over hand.

In terms of weapon reaches, the size modifier multiplies them as well. A pixie with a 'large' weapon (for a pixie) would have a reach of 4 divided by 4 to 1; this would mean that a human with a dagger (reach 1) would be at par for weapon ranges. The dragon fighting unarmed would have a total reach of 8, giving it an advantage against any human warrior who is not wielding a large pole weapon such as a pike. Shooting range penalties are divided by the creature's size modifier. It is easier to hit big creatures but nearly impossible to hit small ones.



NEOCLASSICAL GEEK REVIVAL

# 4: CONFLICTS





---

# CONFLICTS

---

## [B] THE MECHANICS OF A CONFLICT

Occasionally (read often) players will erupt into a conflict with another group or individual with opposing aims. When these disputes could involve lots of back and forth moments they are referred to as 'Conflicts'. Trying to cut a rope someone is climbing is probably not a conflict, but trying to cut someone climbing a rope probably is. In NGR there are three main categories of conflicts: Covert Actions, Arguments and Combats. There are lots of other types of conflicts you could have arise but rather than list them all out I would suggest you use these rules as a framework. To that end, each component of resolving a conflict will give examples to the three main types, as well as suggestions on how to alter it for a custom conflict.

All conflicts follow a similar structure of being broken down into rounds. Each round, participants have two actions that they resolve in initiative order. In most adventuring situations, rounds are about 5 or 6 seconds in length. If the situation is something less common, like intrigue at a royal court's gala then a round might represent a different length of time, at least until the players cut the chandelier rope after setting fire to the throne out of boredom. I am kidding, those types of scenarios are usually the result of one player, not all of them in concert.

## [F] INITIATIVE

Every round players will need to roll initiative to determine the order in which they take their actions. For most adventuring situations, a player will determine their initiative score for the round by rolling their Agility Die with ties being resolved by rolling a d6 as a tie breaker or series of tie breakers. As an alternative, a character may roll their Intelligence Die instead of their Agility Die. Choosing to roll the Intelligence die represents someone acting on deliberate thought instead of reflexes. If someone is acting based on deliberate thought they are not considered to be deliberately defending themselves, a risky situation described later. Skills can be added to the role with an important caveat. Any actions taken during the round, other than defending oneself must in some way be related to the skill. If anyone wishes to take their actions first they can choose to, with priority going to the person with the highest initiative. If no one chooses to go first, the participant with the lowest initiative must go first. They must announce an action they wish to take and anyone with a higher initiative can interrupt her action with an action or actions of their own. Anyone with an even higher initiative can interrupt that participant and so on. In theory every single participant involved could be part of a chain of interruptions. The highest initiative interruption is resolved first, then the next highest, all the way down to the original action. Once the actions have begun resolving, you may no longer interrupt that action. If the original participant has another unspent action, she then announces her second action and the process repeats itself. The participant with the next lowest initiative must then go through the process to announce their actions. This continues until all participants have used all of their actions. Then the next round begins and initiative is rolled fresh.

## [ F ] WEAPON REACH

A special note to the initiative rules is “weapon reach”, which only applies to melee combat. If a participant attacks someone with a higher weapon reach (representing a longer weapon) in melee, the defender can interrupt the attack with an attack of their own even if their initiative is lower than the attackers. If someone with lower initiative attacks someone with a smaller weapon reach, the defender cannot interrupt the attack with an attack of their own even if their initiative is higher. They could still interrupt with an attack on a third party, a thrown weapon, or some other action.

Example: Susan has a dagger while the Skeleton warrior has a spear. In the first round Susan has a 3 initiative while the Skeleton has a 2. Susan chooses to go first and announces her first action is to stab the Skeleton. The Skeleton could not normally interrupt, but because it has a higher weapon reach than the participant attacking it, it chooses to interrupt and make an attempt to stab Susan. If Susan had not elected to go first the Skeleton would have to announce its action first. The skeleton announces it is going to stab Susan. Susan cannot interrupt the skeleton by stabbing it, but she could interrupt by throwing her dagger at the Skeleton, or by jumping onto a table or by attacking the zombie trying to shuffle up behind her.

## [ B ] ACTIONS

Every round, participants have two actions they may spend as they see fit. This technically applies to the times between conflicts as well. Common actions include things like opening a door, moving to an adjacent area, drawing an item from your inventory, trying to find an item you’ve packed inside a container in your inventory, attacking someone, keeping watch on an area, and of course the most important default action of defending yourself. The reason this applies to the time between conflicts is because this is when ambushes can occur. If the party is running fast that means they are spending both actions moving and are neither trying to spot brigands nor defend themselves from an attack. Defending yourself, keeping watch, and moving can require the party have some semblance of duties (or are just willing to go along for the ride).

## [ B ] AREAS

Conflicts will often span across multiple areas. Aggressive rolls normally suffer a -2 penalty for every area between the aggressor and the target. Missile weapons normally have a range limit equal to their cumulative dot size (1,3,6, or 10 normally). Thrown weapons have a range of 1 area. Areas are abstract concepts so this may not always be applicable. An open field may count a much larger geographic region as an area than the interior of a building. Areas can also be assigned benefits or penalties to operate within. A dark alley may give a benefit to hiding or a dense jungle may limit the range of weapons used.

Any participant may spend a single action leaving into an adjacent area. This will cause the character to leave the area at the end of the round. If a participant spends an additional action or is fast they may move more than one area if no one in intervening areas wishes to stop them. Trampling rules apply if someone does try to block someone else from moving. As a rule of thumb you can often assume a target is fast if they have multiple sets of legs. A giant spider might be insanely fast.

## [ B ] DEFENDING ONESELF

An important default action is to defend yourself. This allows the participant to make an opposed roll against any number and types of aggressive actions such as an attack (combat), an appeal (social conflict), a detection roll (stealth), and any other circumstantial conflict roll. As a default action, a participant may defend herself even if someone interrupts her with a higher initiative. A participant is only not considered to be defending herself if she announces it before making any defensive rolls, including after the aggressive roll. This will free up the action normally used in resisting for other purposes such as attacking twice. If someone is acting based on deliberate thought (Intelligence Die) instead of reflexes (Agility Die) they are NOT considered to be defending themselves automatically. If someone with a higher initiative interrupts them before they can begin defending themselves they will be in serious danger.

## [ B ] AGGRESSIVE ROLL

While there are a near infinite number of actions participants can take in a conflict, at some point someone is going to have to start trying to win. That usually means making an aggressive roll such as an attack (combat), a detection roll (stealth), or an appeal (arguments). Other less common types of conflict may have their own aggressive rolls.

The aggressor will announce the type of aggressive roll (an attack, detection roll, or appeal) and then roll a dX and add their base modifier for that type of conflict. If they are making an attack roll they would add their combat modifier. Then they will decide the exact nature of the attempted roll and add any additional modifiers to the roll. For example, an attacking barbarian might roll the dX to attack and see the result is a 3 before announcing she is using her axe to try and slash her opponent. If she rolled a natural 20 she might declare she is trying to grapple her opponent with her free hand. After the roll the participant must announce what means they are using as well as what they would spend their first 'success' on (more on that later). This must happen before the opponent can make a defensive roll. If the total result of the roll is zero or less it automatically fails and the opponent does not need to defend themselves from you. If a natural 1 was rolled, the result was a fumble and it is an automatic failure. The effects of a fumble depend on the type of aggressive roll you were making.

### **[ B ] DOUBLING DOWN**

Most types of conflict have an option for the aggressor to "double down" and spend a second action on an aggressive roll (turning them into Power Attacks, Dramatic Pauses, or Statements). This is done after the die is rolled but before the opponent makes their defensive roll. If this action then succeeds it scores one more success than normal. This can be done as part of an interruption without being decided ahead of time.

### **[ B ] DEFENSIVE ROLL**

If the aggressive roll was above zero, it has a chance no matter how great or small to succeed against an opponent. If the opponent is defending themselves (see above) they may make a defensive roll to try and protect themselves. The defender then rolls a dX and adds their corresponding modifier based on the type of aggressive roll they are defending against. If they are trying to avoid an attack they would add their combat modifier for example. If the total score of the defence roll meets or exceeds the aggressive roll, the defender has protected themselves from harm. The only exception is with the rolling of an epic success (a natural 20). Only a matching epic success on the defensive roll can protect against an epic success on the aggressive roll.

### **[ B ] DO OVER**

If the aggressive roll has exceeded the defensive roll that isn't always the end of the story. If the defender has an unspent action they can announce a "Do-over" after making the first defensive roll. This is the defensive equivalent of Doubling Down. The defender may re-roll the defensive roll and choose the best result between the two. If they still fail they usually suffer an additional penalty.

### **[ B ] SHIFTING POSITION**

Teamwork is incredibly important to staying alive. Before the very first defence roll is made, other allies can spend an action to be the target of the aggressive role in the place of the original defender. This does not guarantee them a defensive roll if they are not also spending an action to defend themselves. They are simply the new target. If they are "shifting position" to change the target of an aggressive roll they must do so by "interrupting" with a higher initiative. That is phrased the way it is because an individual can use an action for "shifting position" when they are already the target of the aggressive roll. This is because "shifting position" will often give benefits to defensive rolls based on the terrain or other factors. Someone could be the target of an aggressive roll (a detection roll to find them) and spend one of their remaining actions on "shifting position" to gain a bonus on their defensive roll from local tree cover (in this case gaining a bonus to their evade roll by ducking behind the bushes). Someone cannot "shift position" to protect more than one person per round. If two allies are attacked, a combatant could only make defensive rolls on behalf of one of them. Any bonus gained from shifting position (such as from taking cover or using a shield) applies to all future defensive rolls of that type this round. You cannot block twice to gain double the bonus.

### **[ B ] SUCCESSES**

If the aggressive roll exceeds the defensive roll, it is considered a success. This means one "success" is scored towards the announced intent of the roll. It is possible to score multiple successes though, such as if the aggressor "Doubled Down". If the aggressive roll was an epic success or it exceeded the defensive roll by a large margin it will be a critical hit, and score an additional success. Normally this means the aggressive roll must either be an epic success or beat the defensive roll by 5 or more. Some equipment (specifically helmets) can change this number. Helmets make it harder for the wearer to suffer critical hits in combat, but also harder for the wearer to score critical hits with detection rolls. This number is known as the "Threshold" and will be explained more in the helmet section

## [ B ] USING SUCCESSES

Successes can be spent to achieve specific objectives, usually the accrual of points against an opponent. Before the defensive roll was made, the aggressor had to state what she wanted to use the first success for.

If a barbarian was trying to hack Juliard the dance wizard with an axe, the first success would have to be spent dealing damage. If the barbarian announced she was trying to grapple Juliard, the first success would have to be spent trying to grapple Juliard. This is important because some tricky manoeuvres require multiple successes to pull off. Grappling for example requires two successes. If the barbarian only scored one success, the grappling will still fail. The basic uses of successes for all conflict types are listed below. Different conflicts may have additional options. If a player wants to try something crazy, state how many successes it requires before the roll.

*Cause opponent to suffer a die worth of points:* 1 success  
*Double the results of a die worth of points (after modifiers):* 1 success

*Have a die count as having rolled the maximum result:* 1 success

## [ B ] LUCKY NUMBERS

If a character has any of their lucky numbers rolled on a d20 during a conflict it may trigger special events depending on the type of defensive or aggressive rolls made. This cannot be an automatic 10 or rolling 3d6, it must be rolling a d20 as the dX.

## [ B ] TYPES OF CONFLICT

### [ B ] SOCIAL CONFLICT

**USE:** Having a social confrontation to try and change another person's mind about a fundamental issue. This does not include asking directions or trivial issues that can be solved with a simple Charisma attribute check. This does mean that even irrelevant issues or life and death issues can be debated. Losing an argument does not force someone to act in a certain way; it merely makes it hard for someone to continue to adventure in a way contrary to her new beliefs.

A character that loses an argument can claim 'Stubborn Refusal'. A character in a state of stubborn refusal will believe deep down she is wrong, even if the character does not admit it outwardly. This can change if reality proves the character right or exposes a lie in the course of the argument. A character in stubborn refusal will not earn experience while acting contrary to her beliefs, heals luck points at the worst possible rate and cannot spend fate or destiny points. Convincing a villain (or hero) they are wrong before a battle can deny them important and powerful fate and destiny points.

**AGGRESSIVE ROLL:** Appeal Roll (dX + Presence )

**DOUBLING DOWN:** A Statement

**DEFENSIVE ROLL:** Resistance Roll (dX + Presence)

**DO OVER:** Being evasive (no additional penalty)

**SHIFTING POSITION:** Interjection (no additional mechanics)

**FUMBLE:** Suffer !d4 influence

**LUCKY NUMBER:** Clever Retort

If the resistance roll is a lucky number (regardless of if the appeal succeeded), the character may launch an immediate retort against whomever launched the appeal. This takes the form of a fresh appeal and potential resistance roll. This clever retort will not score any influence or stress but will score +1 awesomeness per milestone at the end of the session. No one was ever swayed on an important matter by a clever line, but they do remember them.

#### SUCCESSSES:

- ▶ Score an intelligence die of influence against an opponent (1)
- ▶ Double the result of an intelligence die after modifiers (1)
- ▶ Count the die roll of an intelligence die to be its maximum value before rolling it (1)
- ▶ A unique situational effect (1)

## [B] COVERT ACTIONS

**USE:** 'Covert Actions' covers a wide range of actions that all characters may attempt such hiding, sneaking, or generally moving around undetected. An important note is that one participant using her action for detection targets an area rather than an individual and could roll against several opponents in a single round, causing some to succeed and some to accrue suspicion.

Stealth conflict rules can also be used to track "random encounters" in locations such as a monster infested ruin or dungeon. As a character performs potentially loud actions she could be forced to make evade rolls or accrue suspicion (or to cause all present to suffer it automatically for causing loud noises, like breaking something). Whenever the individual is "caught" a random encounter can be triggered and her suspicion reset. Everyone else should lose an amount of suspicion equal to her Perception score.

**AGGRESSIVE ROLL:** Detection Roll (dX + Stealth)

**DOUBLING DOWN:** A Dramatic Pause

**DEFENSIVE ROLL:** Evade Roll (dX + Stealth)

**DO OVER:** Remain perfectly still (opponent gains 1 additional success if Detection Roll succeeds)

**SHIFTING POSITION:** Divert Attention (terrain bonus)

**FUMBLE:** Suffer !d4 suspicion

**LUCKY NUMBER:** Window of Opportunity

Whenever an evader, or the detector rolls a lucky number during a evade roll or detection roll the character may launch another stealth check immediately; if the character loses this extra stealth check she does not suffer any suspicion. This 'window of opportunity' must be a different form of stealth action than previously used this round. If the evade roll had been 'sneaking' through a crowded market, the window of opportunity may be a 'disguise' as they throw on a cloak or toss their hat on some bystander. If the detection roll that scored a 'window of opportunity' had been keeping watch, the roll may be listening and hearing a branch being stepped on. The characters must justify the new check through a situation. Should the evader succeed in a evade roll they launch, she may lower suspicion by a Perception die. This can cause an operative to have negative suspicion.

### SUCCESSSES:

- ▶ Score a Perception die of suspicion against an opponent (1)
- ▶ Double the result of a Perception die after modifiers (1)
- ▶ Count the die roll of a Perception die to be its maximum value before rolling it (1)
- ▶ A unique situational effect (1)

## [F] SPECIAL OPTIONS

### HIDING

If the evader spends an additional action to hide (and they have succeeded without accruing suspicion) the character does not need to continue using an action to remain hidden, the evader remains hidden until they have accrued enough suspicion to be found. Someone cannot hide in the same area as people who are fighting, talking to, or in some other way looking at or interacting with her.

A hidden sniper can wreak havoc until caught, using her action to launch attacks, while the sniper's targets are forced to use their actions to attempt to detect her.

### AMBUSH

Speaking of havoc, to ambush someone is to attack her without her noticing. The target must not currently be engaged in combat or aware of the ambusher. This is an aggressive action in which the aggressor makes an evade roll and the defender makes a detection roll. If it scores a success the target is caught unaware and counts as having scored an epic failure on any defence rolls against the aggressor this round. If the ambush is with a melee attack the aggressor is exposed automatically unless the target is killed in one hit so you may as well shout "Sic Semper Tyrannosaurus" or something else impressive.

### PICK POCKETS

This is another form of aggressive action where the aggressor rolls an evade roll and the defender a detection roll. The aggressor attempts to remove or introduce a single item to or from the target's inventory. A good rule of thumb is that it requires 1 success per "dot" size of the item in question, this is doubled if the detector is holding the item. If they are using or looking at the item, this will obviously always fail. Note that the "detection roll" defence is in addition to any other detection rolls being made this round. It also cannot score suspicion.

## [ B ] COMBAT

**USE:** Combat is the act of attempting to physically harm another entity and will often result in physical injuries and death. Characters may launch an attack against another individual as their action, which in turn may roll a defence to avoid the blow. Successful hits will cause damage and eventually lead to death.

In open areas Combat uses the same fumble range as all other conflicts (a roll of a natural 1). In more cramped areas (such as inside a regular furnished room or a hallway) the range of a fumble is equal to the weapon's reach or dot size (whichever is greater). Inside especially cramped areas (a crawling tunnel or cluttered attic full of junk) the fumble range is the cumulative reach or dot size of the weapon (again, whichever is greater). A dagger therefore still only fumbles on a 1 in an air duct, while a one handed spear would fumble 50% of the time.

**AGGRESSIVE ROLL:** Attack Roll (dX + Combat)

**DOUBLING DOWN:** Power Attack

**DEFENSIVE ROLL:** Defence Roll (dX + Combat)

**DO OVER:** Dive (Defender is sent prone if Attack Roll still succeeds)

**SHIFTING POSITION:** Block (terrain and/or shield bonus)

**FUMBLE:** Defender chooses between going prone, granting an opportunity attack, or being disarmed.

**LUCKY NUMBER:** Opportunity Attack

If the attack die (d20) of a participant in a battle is the same as the attacker's lucky number, he or she may immediately launch an 'opportunity attack'. This attack can be any kind of special action the player can think of that doesn't involve a basic attack (or power attack etc). This could be tripping, punching, pulling out a pistol and firing it point blank, hitting with a torch, kicking the dangles, throwing dust in an opponent's eyes or kicking over a burning brazier. It should either require an attack roll, be some special exception that is too cool to pass up, or that result in damage to a target in a manner more fitting of saving throw. It is possible to have a string of opportunity attacks from a series of lucky rolls. With missile weapons you need to ensure these 'opportunity attacks' are related to your missile fire. You may have missed with your arrow, but perhaps it strikes the rope of a chandelier and drops that into the fray. Perhaps the arrow sinks true and your target falls over and risks tripping her comrade. This is a key opportunity for creativity.

### SUCCESSES:

- ▶ Score a weapon's damage die worth of damage against an opponent (1)
- ▶ Double the result of a damage die after modifiers (1)
- ▶ Count the die roll of a damage die to be its maximum value before rolling it (1)
- ▶ A unique situational effect (1)
- ▶ Cause a knockdown check (1+)
- ▶ Deal stun damage with a blunt weapon (1)
- ▶ Disarm an opponent (2)
- ▶ Grapple or overbear an opponent (2)

## [ F ] SPECIAL OPTIONS

### DISARMING AN OPPONENT

To disarm an opponent requires 2 successes. Any attack can be turned into a disarm. If the attack roll was an epic success or the roll of a lucky number, the attacker may attempt to grab the disarmed weapon with a free hand by means of an agility check and use it.

### KNOCKING AN OPPONENT OFF BALANCE

Any attack can be turned into a 'knock down' attack. Attacks of this nature represent trips, shoves and tackles. If a 'knock down' is the primary result of a melee attack (declared before the defence roll) it has a range of 0. A knockdown forces the opponent to make an agility check to avoid being 'off balance'. This agility check counts as "defending oneself". If the defender scores an epic failure, or fails by 10 or more on the agility check she is knocked prone instead. For every two legs beyond the first two, the target may re-roll a failed agility check. Unlike other options, multiple successes can be spent towards this effect. This is required because of the interaction between a "Knock Down" and size modifiers. A target divides the total number of knock-down checks it must make as the result of an attack by its size modifier (round down). An attacker multiplies the number of knock-down checks an opponent must make by her size modifier. A wee gnome might require two successes to force a human opponent to make a knock-down check, but that human would force two knock-down checks upon the gnome with a single success. Each "check" after the first causes an additional automatic off-balance effect. If one person uses three successes towards knocking an equally sized opponent off-balance they will automatically send them prone.

### STUNNING AN OPPONENT

Only blunt and knockdown attacks can cause a "Stun". On a regular hit this causes a point of stun to the target. On a critical hit or power attack this is increased to a strength die of stun without requiring an additional success to be spent.

### GRAPPLES, PINS AND OVERBEARING

Attempting to grapple, pin, overbear, ride or in any way latch onto an opponent is a difficult manoeuvre and requires 2 successes. Normally only an unarmed attack can be turned into grapple. If a grapple is successful, neither the attacker nor the target can use a weapon of a larger range than the attacker's unarmed range against each other. A human who manages to latch onto the back of a dragon would force the dragon to be limited

to attacks of range:1 and have to try and get the human off by other means. If the dragon grappled the human, say by pinning the human under its claws, the human could still use a broadsword to try and fend off the dragon. Participants cannot leave a grapple unless the grappler releases their hold or an unwilling participant manages to knock her opponent off-balance or prone (it is possible for one person to grapple their opponent but their opponent to have no similar hold on them). If a character is involved in a grapple with something immediately harmful such as spiked armour, scalding metal, or similar dangers and does not attempt to leave the grapple at every opportunity the damage the opponent suffers can not be negated with luck points. If a 'grapple' is the primary result of an attack (declared before the defence roll) it treats the enemy's critical threshold as 5.

If you want to allow people to climb monsters to stab them in the eye, you can allow someone to grapple an individual once per size modifier of the target. Each additional grapple beyond the first grants one additional success to the first non-grapple attack against the target. If the target frees themselves from one grapple, it frees itself from all grapples by that individual. This makes it a tension building climb as a character spends round after round climbing a giant, risking a fall every turn so that she can make one vicious strike with a dagger into the giant's eye.

## [ B ] COMMON SENSE

While I shouldn't have to point this out, just in case your favourite childhood snack was lead paint chips as you spent your idle days playing under the power lines I will. An action has to have some possible chance of success to roll a die, however slim. You cannot stab a dragon flying at 10,000 feet even if you roll a natural 20. You cannot sneak down an empty well lit hallway with a guard looking at you barring something like a diversion.

## SPECIAL CONSIDERATIONS

### [ B ] MORALE

Most people involved in combat do not fight until the death, barring the mindless or the truly zealous. When things start to go poorly, those involved need to take morale checks or they break and run. When a morale check is triggered, those affected suffer an appeal causing !d6 fear. The appeal has a presence of 0. For mass battles assume a resistance roll of 10 + presence.

### CAUSES FOR MORALE CHECKS

- ▶ Attacking a supernatural or monstrous creature for the first time
- ▶ More fallen than opposing force
- ▶ First use of magic against those without
- ▶ First use of guns against those without
- ▶ Loss of the leader
- ▶ Received more damage than opposing force (individuals/small groups only)

Morale checks are impacted in regards to the size of the respective forces. If a side outnumbered its opponent by at least 2:1 then halve the resulting fear of the morale check. If a side outnumbered their opponents by 3:1, take only a third the result and so forth. The side that is outnumbered likewise must double the resulting fear of morale check in the exact same ratio. In the case of unknown assailants, the ratio is 1:1 (like a sniper picking off a commander).

Some pieces of gear and equipment can impact the morale check:

EQUIPMENT	EFFECT
Standard / Flag	+2 to resistance roll
War Paint*	+1 to enemy fear
Uniform*	-1 fear
Musicians	-1 fear, +1 to enemy fear

Should a side in the battle panic it will flee. If running is impossible, surrender will be attempted. If there is no option to surrender, to run, or the individual is exceedingly fanatical then it will lash out in a frantic series of attacks. The participant will launch only attacks, no defence. A final note is that morale checks do not apply to individuals with levels or a bard's henchmen.

### [ F ] SECURING THE HIGH GROUND

An important advantage in any form of combat is to have the high ground in a battle. If a character can definitively claim the high ground against an opponent he or she may claim a +2 universal bonus to any rolls made in combat against that opponent. Against opponents of equal or comparable size this is easy to adjudicate. If the opponent is of a different size it can become more difficult. A good rule of thumb is that if a character must swing upwards to strike at most of the vital areas of an opponent, the opponent has the high ground advantage.

### [ F ] MIGHTY STEEDS AND FANCY SHIPS

In a fantasy game it will frequently occur that characters are involved in mounted combat. This works very similar to foot combat with a few exceptions. The first exception is that the mount may take its own actions (split between attacking, moving, defending themselves or other actions as normal), this means a knight could attack with a lance while the horse spends the round moving out of the area, leading to a 'hit and run' scenario. The only exception to this is that if the steed is "defending themselves" the knight must also protect themselves. If the steed spends a second action on a "do over" the knight must also.

The second issue is height; mounted characters will often have the high ground advantage versus opponents on foot. Another issue is dismounting. Any time a mounted character either fails an agility check by 10 or more or is ineligible to make one the rider is dismounted, usually suffering minor damage. If a character has proper riding gear she may re-roll the agility check in this manner even if one was not initially granted. If the character succeeds in this agility check it will not count as a success overall, merely that the rider was not dismounted. Similar rules can be used for anything the character is riding on or in such as in a ship or on a howdah.



## **[F] THINGS THAT FLY, SWIM, WHIP TENTACLES OR IN SOME OTHER WAY PREVENT NORMAL MELEE**

So you picked a fight with a swarm of man-sized giant hornets, or perhaps you are on the deck of a ship and a sea serpent is keeping well back except for the brief moments it lunges forward to eat an unlucky opponent. These are situations where the enemy can attack you in melee whenever it wishes, but you cannot do the same. This is handled in a very simple manner. You can only strike these enemies with an interruption. If the giant hornets win initiative you probably will not be able to attack them this round. If the reach of your opponent is greater than your own you are probably screwed, unless your opponent is attacking with an unarmed attack. You can attack the portion of the creature that is attacking you in that case.

## **[F] MASS COMBAT: HAVING AN EPIC BATTLE WITHOUT AN EPIC AMOUNT OF TIME**

At some point there will come a time when a large amount of battle must go on between a large number of participants in some epic showdown. It becomes less epic if 400 rolls need to be made per turn, each of which lasts 3 hours. However methods of abstraction often break the flow of the game and act as jarring.

Mass combat should be dealt with between large 'units', the size of a unit isn't important, even between units. It always retains the importance of remembering the number of people remaining in a unit. The basic concept for mass battles is that combat will break down, round by round, according to the average statistical results modified by a d20.

For each unit, you work out the numbers in a similar manner: Assume the defenders all roll a '10' for their defence roll and work out what percentage of the attacks would hit, what percentage will be downed and what percentage will merely injure. Then you modify this number by a d20 roll x 10%.

For example: If 40 swordsmen attack 40 goatmen you could deduce that 20 will hit, 8 will kill and 12 will be injured. Then a d20 is rolled and you score an 8 for 80%. So instead you hit 16, down 6 and injure 10.

If an individual is injured twice it are considered downed. At the end of each round take 10% of the downed individuals and consider them dead. Morale and initiative take place as normal, being made for units as a whole.

## **[F] BLINDING AND FIGHTING UNSEEN FOES**

If you are attacking a character you are unable to see in melee you suffer -10 to attack rolls. This is usually the case with invisibility or blindness. If you are not in melee with the unseen foe, consider it hidden as per a covert action.

## **[F] IMMUNITY TO NORMAL WEAPONRY**

Some opponents are immune to normal attacks, requiring special weapons to harm them. These opponents can normally only be harmed by magical weapons (either imbued by a magician or blessed by a priest) or by specific forms of attack.

Iron can be used to harm many mystical creatures normally requiring a magical weapon to harm as if it were a +1 weapon. If the creature does not normally require a magic weapon, or the iron weapon is also magical, the iron weapon will do double damage. Faeries, trolls, djinn, and elves all count as such mystical creatures.

Silver can be used to harm magically diseased creatures. If the creature does not normally require a magic weapon to harm the silver weapon will do double damage. Vampires, werewolves and plague zombies count as magically diseased creatures.

Fire can be used to harm undead creatures normally requiring a magical weapon to harm as if the flame was a +1 weapon. If the creature does not normally require a magic weapon, fire will do double damage. Even skeletons can be harmed in this way, as the flames ignite the very magic that binds them.

If a creature can only be slain with special methods, for example a wooden stake through the heart, roll for damage first. If it deals enough damage to slay the target it will. If it does not deal enough damage (perhaps the target cashes in luck points or the roll is poor) then the damage can be ignored by the creature. If a warrior stabs a vampire with a wooden stake for 12 damage and the vampire dies if it takes 10, it will deal damage. The vampire has 3 luck points and is wearing leather armour. Combined the vampire can reduce the damage below 10, no longer enough to kill it. The vampire therefore has to cash in 2 luck points and is unharmed as the stake misses the heart.

## **[F] BATTLING THE ETHEREAL AND IMMATERIAL BEINGS**

Occasionally incorporeal creatures will be fought with magic weaponry. In these cases the blade doesn't do any actual damage when stabbing a ghost as there are no arteries to slice. In these cases the weapons (regardless of the weapon) do an amount of damage equal to a damage die based on the bonus of the weapon. A +1 dagger, sword, or mace would do d4 damage and a +3 would do d8 damage. A lowly +0 weapon would still do d2 damage.

## **[F] GETTING TOO CLOSE FOR COMFORT**

Trampling deals not just with stampedes, but also with the dangers of approaching any large creature. This represents the incidental damage one can receive from just being near a massive animal. Should a character ever approach a creature that is defending itself within a reach of less than 1 from the creature's perspective, the character will suffer 1/2 a point of damage (round down) and be knocked off balance unless she can defend herself with an agility check. This means it is not dangerous to approach someone of approximately your size or smaller, but if you approach too closely to a large creature you may be hurt, due to the nature of size modifiers in terms of range and damage.

For example, a character attempting to attack a dragon with a size modifier of 8 using a scimitar with reach of 2 would be in peril. Because the sword (reach 2) is less than the reach of 1 for the dragon (1 reach x 8 size modifier) the character must make an agility check or suffer 4 damage (1/2 damage x 8 size modifier) and be knocked off balance.

## **[F] SWAY AND FAVOURS**

Favours represent a lump sum of influence a player can cash in as an appeal action. A player might be owed a favour worth 5 influence points (say she helped a neighbour fix her house), she could call that favour in when trying to borrow that neighbour's wagon as an appeal. The favour may be enough to influence the neighbour to her point of view. Favours could also be an offer, compromise or bribe. You could offer to pay an individual a sum of money to accept your position, or perhaps a guarantee of behaviour.

## **[F] TRIALS**

Trials differ from normal social conflict in that you are trial to convince a third party of your views against another participant. Many trials are also formal affairs with their own protocols; on a mechanical level this means some tricks in social conflict may be banned. While most appeal and resistance rolls will be made against an opponent, influence will be scored with the judge or jury.

In all but the most corrupt states, favours will not be acceptable for use, and even in such a corrupt state they should be kept secret. Instead, 'evidence' shall be used. Rather than one single debate to decide the trial, the two 'lawyers' will bring up points of evidence that are each worth a set number of influence based on their importance in the same manner as favours. A conflict over the evidence will then begin, often in the form of one of an interrogation of a witness or expert though actual physical combat is common as well. After a victor in a piece of evidence is determined the influence is added to that side's influence with the judge. After all evidence is decided there is usually a brief social conflict between the two lawyers that lasts a set number of rounds. The influence scored in the final debate is then added to the trial total. Whichever lawyer has scored more influence is usually the winner though stubborn refusal may still apply. Another method that you may wish to institute to represent some of the more whimsical arbiters that existed in a medieval setting is to roll percentage and decide the victor based on the influence scored. For example if the prosecutor scored 32 influence and the defendant 11 influence, a percentile roll of 34% or less would represent victory for the defendant.

## **[B] EXORCISMS AND BANISHING THE UNCLEAN**

Any individual brandishing a holy symbol may spend 1d6 piety to attempt to banish a supernatural creature through their devotion by reciting scripture. Note that the player actually has to recite or invent scripture at the table. She should be goaded to add gusto. This is resolved by the individual making an appeal against the target using faith in place of presence. The target may defend with a resistance roll using presence as normal. Success causes the target to suffer either fear, damage, or suspicion rather than influence. What is caused is the decision of the exorcist. The scripture should match the type of points (ie: are you talking about driving out the spirit, destroying it, or making it show itself?).

On a fumbled appeal the individual will suffer damage instead of influence as their holy symbol either catches fire or suffers some similar supernatural reprisal. Even priests with the exorcism power who are not using a holy symbol suffer this fate.

It may be important to note that the holy symbol itself will lend its qualities to the appeal. An iron holy symbol would cause double fear or damage to an elf, while a silver holy symbol would be extra effective at repelling a werewolf.

## **[B] SPIRITUAL, PSYCHIC OR DEMONIC POSSESSION**

Should a mystical creature attempt to possess a living being it must engage in a social conflict. The mystical creature can only attempt possession until it has been discredited (defeated) in social conflict. Each point of influence scored by the creature instead causes a point of stress, losing this social conflict causes possession or insanity (stubborn refusal cannot be chosen). Once inside of a meat suit it will be very difficult to harm the possessing force without harming its vessel. Priests with the exorcism power can harm the spirit without harming the vessel.

## **[F] BICKERING OVER PRICE WHILE THE WORLD BURNS**

Haggling involves bickering over price, while not always suitably epic and often quite banal it can never the less be important (or just fun). Haggling involves a social conflict where the stakes are determined by the price change. The defending merchant must score 5 influence to end the haggling. For every point of influence scored before the merchant scores 5, the haggler lowers the price by 1% to a maximum drop of 50% in most cases. For really small and truly banal exercises,

don't roll. It is 5% cheaper per point of presence of the haggler greater than the merchant. Be sure to throw up your hands in exasperation and exclaim "can we go back to adventuring now?"

## **[F] SWAYING THE MOB**

There will certainly come times where characters will attempt to influence a large gathering, such as an angry mob. Launching a social appeal against each individual member would both be quite tedious and not be a good abstraction for mob mentality.

Treat a large mob as a single entity with an influence modifier equal to 1 +1 for every 10 people. Don't make this too complicated, round off. A group of 5 to 14 people is thus a modifier of 2. A group of a hundred people would have a modifier of 10. I'd suggest limiting the modifier to 20 in most cases, as beyond that point no individual in the mob could tell how many people there were. Divide influence scored against the mob by the number, and multiply influence scored by this number. For attributes, consider the mob to be 100% average. Ringleaders or charismatic individuals in the mob can be considered separate entities.

## **[F] BETWEEN LIGHT AND SHADOWS**

You may end up running the type of game where the amount of light and shadows is important beyond mere "light" or "dark". Areas will have a darkness score between 0 and 10. For example daylight would have a darkness of 0, dusk or the full moon 2, the night sky 5, and a pitch black room would have a darkness of 10. The darkness score can be used as a penalty to attack and detection rolls (based on the amount of darkness the target has available). It is also a penalty to Perception checks based on vision and would make a pretty sweet penalty to resistance rolls against possession and supernatural horror if you wanted to hear endless "are you afraid of the dark?" comments.

Light sources reduce the darkness. A good rule of thumb is to reduce it by 1 for every 10 feet of light radius an object would radiate. A candle is +1, a lamp +2, a torch +3, and a lantern +4. The amount of light in an area is half as effective to neighbouring areas. If an underground cavern was in pitch black (10 darkness) and you brought two torches (6 light) then the immediate area has 4 darkness, the neighbouring areas have 7 darkness. The next area out has 9 darkness, and beyond that it is back to total darkness.

The penalties to attack and detection rolls based on darkness do not apply if you are attacking someone carrying a light source. They also do not apply to anyone being attacked in melee by someone holding a light source. Someone holding a light source cannot hide, but also does not suffer any penalties to resistance rolls due to darkness (if you use such penalties).

You might ask why darkness is a penalty to attack and detection rolls rather than the much simpler to describe option of it being a bonus to defence and evade rolls. If an attack or detection roll is below zero, the opponent does not need to spend an action defending themselves.

For example, suppose a bandit attacks Grunk the Barbarian I in total darkness and rolls a 4 with a +2 bonus. If the darkness is a bonus to defence then Grunk will be struck unless she spends an action to defend herself, allowing her to roll a d20+10 in an effort to beat a 6. If the bandit suffers a -10 penalty instead, the total score of the attack is -4. The swing goes wild and Grunk does not need to spend an action defending herself.


### **[F] BLINDED BY THE LIGHT**

I am told the next line does not actually involved being wrapped up like a hygiene product but rather a misheard version of the word “edition”. But this is actually about those times when there is too much light, and how you could penalize that if it became important. If light goes above 20 (or 10 above zero darkness), assume additional light gives a -1 penalty to all aggressive rolls per point of light. Assume daylight is 10 light (0 above darkness) and noon is 15 (five above darkness) and being in a burning room causing 20 or 25 light (10 or 15 above zero darkness). Things like a coating of white snow might add half again the light level (causing snow blindness).





5: EQUIPMENT



## [ B ] THE DOLLAR SYSTEM

So just how much is a gold coin worth? If 2 gold coins buy a nice dagger that's fine, but is a gold coin a lot of money or not?

To answer this question, all prices are displayed in '\$' giving an approximate modern day comparison of how much that is to an average person. If you are trying to think of the price of an item on the fly, compare it to a modern equivalent device. A horse is much like a car, a draft horse like a transport truck. A dagger might be closer to a handgun, a sword an assault rifle.

Currency can take many forms, it varies region to region. As NGR is a generic system, this section will assume you will use metal coins at some point. Even with coins, the value shifts region to region. If a region has abundant silver, silver coins may be worth a pittance while in a region with little to no silver a silver coin may be more valuable than a gold coin.

Taking coins from region to region can be a form of merchant traffic that drives the characters to adventure. Taking silver coins to a town devoid of silver, then taking back gold coins to the silver mine. When taking coins across national boundaries, one can expect a 10% decrease in value as a standard. This may not be the case for neighbouring nations (Especially in border towns).

Here are some coin values for generic coins:

COIN	MODERN EQUIVALENT
Copper Coin	\$1
White Copper Coin	\$5
Silver Coin	\$15
Electrum Coin	\$50 - \$100
Gold Coin	\$300

## [ B ] THE DOT SYSTEM

Encumbrance is a system to determine approximately how much gear you can carry. It is not scientific and is pretty abstracted. This is the dot system.

The dot system is basically categorizing weight and general difficulty in carrying items with a number of dots. It's fairly abstract because while important, it's also boring and time consuming since items carried change so often. The dot system specifies how many 'dots' worth of equipment you can carry, as well as where you carry the item, without a lot of fuss. How many 'dots' worth of equipment you can carry is broken down by 'total dots', representing how much you are weighed down with. Maybe you are strong enough to carry 5 bags of sand, but if you don't have something to carry them in, it's going to impact your abilities. 'Total dots' is a simple number to figure out: simply add up all the dots on your person in any location. The maximum number of dots you can have for total dots without penalty is your strength score. You also get some bonuses if you are highly under encumbered. Anyone may become over-encumbered/ overburdened and carry up to half her strength (round up) of additional dots, though this causes the character to be perpetually 'Off Balance'. Someone carrying less than half of their strength score in dots gains a +1 bonus to agility checks, evade rolls and their defence roll.

So how much is a dot? Below is a listing of some common dot 'weights'

ITEM	DOTS
Small Item	1 dot
Medium Item	2 dots
Large Item	4 dots
Helmet	1 dot
Light Armour	1 dot
Partial Mail	1 dot
Full Mail	2 dots
Partial Plate	2 dots
Full Plate	4 dots
Reinforced Plate	8 dots
25 coins	1 dot
A days food	1 dot
Water skin	1 dot
Potion	1 dot
Full Quiver	2 dots
Coil of hemp rope	4 dots
Coil of silk rope	1 dot

## [ B ] CONTAINERS

An adventurer's backpack is not the TARDIS made of leather. Items can be nested within a container item, effectively reduce the number of dots they contain. The most common is a backpack. It can contain 8 dots, but only takes up 4 on your back.

Container items also have 2 more attributes besides capacity and dot size. The first is searching time, which represents how many actions it takes to find an item in the container. The other is maximum item size.

In the case of a backpack it is 2 dots. This means the back-pack can have up to 8 dots worth of gear, but no individual item can be more than 2 dots in size. Maximum item size should always be smaller than the size of the container item, otherwise you end up with unlimited storage. To get at an item contained in an item that is itself contained you must first draw the container, then from that get the second item. Packing well allows you to carry more items but means you cannot get at those items in a hurry.

Below is a listing of some common containers:

### BACKPACK

SIZE 4  
CAPACITY 8  
ITEM SIZE 2  
SEARCH TIME ?d4

### COIN PURSE

SIZE 1  
CAPACITY 4  
ITEM SIZE Coins only  
SEARCH TIME ?d2

### BIG SACK

SIZE 6  
CAPACITY 8  
ITEM SIZE 5  
SEARCH TIME ?d8

### CLOTH BAG

SIZE 2  
CAPACITY 5  
ITEM SIZE 1  
SEARCH TIME ?d6

### KNIFE BELT

SIZE 2  
CAPACITY 5  
ITEM SIZE Knives only  
SEARCH TIME 0

### SMALL CHEST

SIZE 3  
CAPACITY 6  
ITEM SIZE 1  
SEARCH TIME ?d4



## [B] ITEMS OF DIFFERING MATERIALS

Keeping track of the different materials that weapons and armour is constructed from only becomes relevant if the differences are important to the game play. The occasional picking up of a soup bone for a club in a game set in a world much like 12th century England will not require the additional work. If the game is set in a conquistador setting then the differences between obsidian, stone and steel items are a crucial part of the game. Each material has three characteristics: Hardness, Sharpness and Weight.

The hardness rating of materials is used to determine the effectiveness of armour against slashing and piercing weapons. If a slashing weapon has a higher hardness than the defender's armour, the defender's armour has its DR lowered by 1. If the armour is harder, its DR is increased by 1. This modification is doubled for piercing weapons.

The sharpness rating of materials is used against individuals in either light or no armour. Slashing and piercing weapons gain the sharpness score as bonus damage (or a penalty for dull materials). Like all non-magical bonuses, this extra damage is limited by the roll of the damage die. Weapons can be sharpened beyond their normal limit, but they will break after their first use.

The weight rating of a material will change a weapon's attack roll by the listed amount for slashing and piercing weapons, but reduce damage from a blunt attack by the same amount (or increase with a negative number). A lightweight metal is good for swords but not as good for a hammer.

Materials labelled M+X are magical materials that make their item count as a +X item (but do not give a bonus). The can be used to better harm immaterial items and can theoretically hold magical enchantments easier.

MATERIAL	HARDNESS	SHARPNESS	WEIGHT	MAGICAL?
Bone	1	0	-	-
Horn/Claw	3	0	-	-
Obsidian	2	+2	-	-
Flint	2	-1	-	-
Wood	1	-2	-	-
Granite	5	-1	-1	-
Wrought Iron	3	0	-	-
Bronze	4	0	-	-
Steel	5	0	-	-
Copper	2	0	-	-
Silver	2	0	-	M+0
Flying Rowan	1	-2	-	M+1
Faerie Silver	6	+1	+1	M+2
Meteoric Iron	7	-	-	M+3
World Stone	8	-1	-2	M+4
Dragon	6	+1	-	M+5

# ARMAMENTS FOR WAR

The following pages deal with weapons, armour, shields and helms. This is but one portion of the section on equipment in general.

Many pieces of equipment are based upon the 'tag' system; a weapon or armour has basic characteristics set by its type that are then modified by any and all 'tags' assigned to it. Some tags are not normally compatible with other tags; you will wish to check the description of each tag to see what its requirements are.

## [B] BASIC ARMOUR

The main benefit in armour is not to avoid being hit, but to reduce or eliminate the impact. Armour will, in many cases, actually increase your chances at being hit. Armour will grant you a 'damage reduction' score per die of damage. This means if armour gives you a DR of 2, and you take 2d6 damage, you would receive up to 4 fewer points of damage. It is important to note the rolls of each die. Armour will also tend to give negative modifiers as penalties. These modifiers apply to evade checks and agility checks. Half of the modifier (round down) will apply to defence rolls. Wearing no armour and loose clothing will actually give you a slight bonus to evade rolls. Armour can be described by the basic type, and then modified by descriptive tags should you wish that level of detail.

### BASIC ARMOR MODIFIERS

TYPE	MODIFIER	DAMAGE REDUCTION
Loose Clothing	+1	0
Light Armour	0	1
Mail Armour	-2	3
Plate Armour	-4	5

## ARMOUR EXAMPLES

### LEATHER ARMOUR

**TYPE** Light  
**TAGS** None

### PADDLED ARMOUR

**TYPE** Light  
**TAGS** Bulky

### STUDED LEATHER

**TYPE** Light  
**TAGS** Reinforced

### BRIGANDINE

**TYPE** Mail  
**TAGS** None

### SEGMENTED (BANDED) MAIL

**TYPE** Mail  
**TAGS** Sophisticated,  
Reinforced

### ANCIENT PLATE

**TYPE** Plate  
**TAGS** Bulky

### BREASTPLATE

**TYPE** Plate  
**TAGS** Partial

### RENAISSANCE PLATE

**TYPE** Plate  
**TAGS** Sophisticated,  
Lightweight,  
Reinforced

## [F] HELMS

Helms and helmets give the wearer an increased ability to avoid critical hits. With no helm, an attacker's die roll must either be a natural 20 or exceed the defender's score by 5 or more to score a critical hit. While a helm does not protect against a natural 20, it does increase the margin of success required. The downside is a helmet also has the inverse effect in regards to stealth. Wearing a helmet increases the difficulty in scoring a critical detection roll by exactly the same amount. A person in a great helm requires her opponent succeed by 10 or more to score a critical hit in combat, but also must succeed by 10 or more to score a critical detection roll. This number is known as the helm's 'Threshold'. If you don't wish to keep tabs on helms assume that light armour comes with a leather cap, mail with a helmet, and plate with a great helm.

### HELMS

TYPE	THRESHOLD
Small	5+
Leather Cap	6+
Helmet/Coif	8+
Great Helm	10+

## [B] SHIELDS

Shields are primarily used as a defensive measure by trained warriors. A shield's powers and drawbacks are defined by its size. The larger the shield the better it is for blocking but the worse it is for agility checks and evade rolls. Shields can be used to 'Shield Punch', dealing blunt damage based upon their size. Note that all shields have the 'unsuitable' weapon tag by default. Shields add their quality or magical bonus to their agility check and evade roll modifier, block modifier and any shield punch attack and damage rolls. Cloaks and capes may be used to block melee attacks and help with evade rolls. Having a free hand grants a +1 bonus to agility checks but not evade rolls. Note that if shields are used to block an attack from a creature with a larger size modifier the defender suffers a knock-down check as if the attacker had scored a success and used it on a knock-down.

### SHIELDS

SHIELD	BLOCK	MOD	DOTS
None	+1	-1	1 dot
Medium	+2	-2	2 dots
Large	+4	-4	4 dots
Cloak	+1*	+1/0	1 dot
Free Hand	N/A	0/+1	-

## [F] DESCRIPTIVE TAGS FOR ARMOUR

Describing armour as light, mail or plate is fine for quick or combat light games. If the game is of a more militant nature, descriptive tags are a good way to add mechanical differences to the many types of armour available in a fantasy world. Tags are more efficient than describing specific historical armours, as historical armours were developed to protect against historical weapons. Would smiths have still have used the same designs to counter griffon claws as they used for heavy crossbows or emerging firearms? Historical armours can be approximated using the descriptive tag system as well.

### AWESOME

There is practical armour and then there is fantasy armour. Many examples of fantasy armour feature exposed midriff, impractically shaped greaves, oversized spaulders, unreasonable numbers of 'edgy' leather straps and chains, or glistening well oiled pectoral muscles and biceps. This makes it hard for the wearer to take herself seriously in a life or death situation, giving a -1 penalty to resistance rolls. On the other hand it really does keep to trope and as such gives +2 to awesomeness. Clothing can use this tag.

### BULKY

Bulky armour sacrifices mobility for an increase in protection against blunt attacks. The armour gains +2 DR against blunt attacks but suffers an additional -1 modifier. The armour also increases in dot size by 1. Quilted armour is a good example of this armour. Clothing can use this tag.

### CEREMONIAL

Ceremonial armour is not designed for field use, but rather for display. Ceremonial armour gives a -1 penalty to defence rolls but a +1 bonus to presence. Clothing and helms can both also use this tag.

### CRUDE

Crude armour represents shoddy workmanship, experimental designs or partially damaged armour. It provides no extra benefit but does increase the modifier penalty by 1. Clothing can use this tag.

### LIGHTWEIGHT

Lightweight armour has been specifically stripped to ease the burden and increase mobility. This lowers the dot size by 1 and reduces the modifier by 1. The downside is the armour loses 2 DR versus blunt damage.

## ORNAMENTAL

Ornamental armour has been adorned with decorations designed to catch the eye. Ornamental armour gives +1 to appeal rolls due to the opulence it projects, but gives -1 to evade rolls due to its distinctive appearance. Feathered, gem encrusted or gold plated armour would use this tag. Clothing, helms, maybe even other items can also use this tag.

## PARTIAL

Partial armour is any incomplete set of armour. This halves the dot size of the armour and halves the agility check penalties of the armour. The armour is also bypassed completely by critical hits or critical fails on saving throws. It is possible to wear a set of partial armour over a set of full armour, such as partial plate over full leather. In this case, the full armour is only used if the partial armour is bypassed. Use the worst penalties from the two sets. A breastplate or mail shirt is an example of partial armour.

## SOPHISTICATED

Sophisticated armour represents master workmanship coupled with a perfected design. Renaissance period plate armour would be an example of this tag. Sophisticated armour reduces the modifier penalty by 1.

## REINFORCED

Reinforced armour has been improved with additional plating, chain links, metal studs or other modifications to deflect blades. This doubles the armour's DR against slashing weapons and doubles its dot size. Studded leather or advanced plate armours are examples of reinforced armour.

## SPIKED

Spiked armour has been studded with small blades or long spikes. This is useful to repel a grapple or a shove as it causes the wearer to deal five times the normal trample damage, but gives a -1 penalty to attack rolls as the spikes impact the ability to move cleanly.

## [F] DESCRIPTIVE TAGS FOR SHIELDS

While describing a shield based on its size is usually more than enough, you may wish to allow the same kinds of customization for shields that are used in regards to weapons or armour. There is a difference between a Zulu Isihlangu and a Greek Hoplites' shield even if both are large shields. These tags are used to reference those differences. Note that many tags will alter the number of dots a shield uses within inventory, this does not modify a shield's 'dot size' for the purposes of defence bonuses, combat tricks or the like.

## BUCKLER

Bucklers are small shields, balanced for use as a weapon. Bucklers do not suffer the 'unsuitable' tag when used for a shield punch, but cannot be used against missile attacks. Only small shields may be bucklers.

## LIGHT

Light shields are made of hide, wicker or other lightweight materials lacking in durability. Light shields take up half the normal amount of dots in one's inventory (round up) and grant only half the normal agility penalties (round down). Light shields cannot block 'Armour Piercing' or 'Devastating' attacks and gain the 'Ineffective' tag when used for a shield punch.

## TOWER

Tower shields are large rectangular shields designed to provide missile cover. Tower shields take up 2 extra dots of inventory and suffer the 'Ineffective' tag when used in a shield punch; they may also not have the 'light' tag. Tower shields provide an extra +2 to defence rolls against missile attacks.

## VICIOUS

Any spiked or serrated shield may be considered 'vicious'. This functions exactly as the weapon tag when the shield is used for a shield punch (-1 to hit, +1 to damage).

## [B] BASIC WEAPONS

Much like armour, weapons are described with basic characteristics and then modified by the use of descriptive tags. Weapons are primarily defined by their size: small, medium or large. A weapons size determines its base damage die, and weapon range. Large weapons require two hands to wield properly without supernatural strength. The second most important aspect of a weapon is its damage type: Slash, Pierce or Blunt. Slashing weapons have their damage die increased by one size and piercing weapons cause repeating damage. Blunt weapons give a +1 attack bonus. Damage is altered by the Perception modifier for missile weapons, and the strength modifier for melee or thrown weapons. Two handed weapons either double the strength bonus or grant an additional +1 damage (whichever is greater).

### WEAPON PROPERTIES

SIZE	REACH	DOTS	DAMAGE
Small	1	1 dot	d4
Medium	2	2 dots	d6
Large	4	4 dots	d8

## WEAPON EXAMPLES

### BROADSWORD

**SIZE** Medium  
**DAMAGE** Slashing  
**TYPE** Melee  
**TAGS** *Versatile, Defensive*

### LONGBOW

**SIZE** Large  
**DAMAGE** Piercing  
**TYPE** Missile  
**TAGS** *Long Range* for flight arrows, also *Devastating, Complicated* for flaming arrows or *Vicious* for barbed arrows

### MACUAHUITL

**SIZE** Medium  
**DAMAGE** Slashing  
**TYPE** Melee  
**TAGS** *Vicious, Versatile*

### HARQUEBUS

**SIZE** Large  
**DAMAGE** Piercing  
**TYPE** Missile  
**TAGS** *Devastating, Armour Piercing, Complicated, Exotic*  
**OR**  
**SIZE** Large  
**DAMAGE** Blunt  
**TYPE** Melee  
**TAGS** *Simple*

### HARPOON

**SIZE** Medium  
**DAMAGE** Piercing  
**TYPE** Melee  
**TAGS** *Pole, Throwing, Vicious*

### MORNING STAR (BALL AND CHAIN)

**SIZE** Medium  
**DAMAGE** Blunt  
**TYPE** Melee  
**TAGS** *Devastating, Vicious, Exotic*

## SPECIAL CASE WEAPONS

Some weapons still can't be mapped easily using this system. You may need to custom create benefits and hindrances of these weapons. Below is a sample of this kind of work:

### WHIP

**SIZE** Small  
**DAMAGE** Slash  
**TYPE**  
**DAMAGE** d2  
**RANGE** 5

## [F] DESCRIPTIVE TAGS FOR WEAPONS

### ARMOUR PIERCING

**DESCRIPTION:** Armour piercing weapons are specifically designed to puncture enemy armour. Crossbows are the most common example of this type of weapon.

**EFFECT:** An armour piercing weapon prevents the opponent's armour from reducing damage from this weapon. If this is too simplistic, the weapon ignores 1 DR of armour for each point of damage dealt. This weapon also takes two actions to reload. For melee weapons or special ammunition for generally non-armour piercing weapons (like special arrows for a regular bow), reduce the damage die by one instead.

### BURST

**DESCRIPTION:** Burst weapons don't just mean wishing for a Thompson 1928, a blunderbuss or ducks-foot would also qualify.

**EFFECT:** Burst weapons do 3 dice of damage on a hit but count as one size smaller for range. Damage from burst weapons are not modified by Perception, nor can the results of their dice be modified by extra successes (either doubling or counting them as a maximum roll). Extra successes may be used to add one additional die of damage per success.

### COMPLICATED

**DESCRIPTION:** Complicated weapons have a multi-step reloading process; flaming arrows and early firearms are good examples of complicated weapons.

**EFFECT:** Complicated weapons require an additional action to reload between shots.

### DEFENSIVE

**DESCRIPTION:** Defensive weapon characteristics include things like a basket hilt, hand guards or a large weapon catch.

**EFFECT:** Defensive weapons cannot be thrown, but allow for parry; this will usually give +1 to a defence roll in melee against frontal attack.

### DEVASTATING

**DESCRIPTION:** Devastating weapons include things like axes, picks, hammers and flaming arrows.

**EFFECT:** Devastating weapons have their damage die increased by one size, but they also suffer a -2 penalty to attack.

### ENTANGLING

**DESCRIPTION:** Entangling weapons are designed with capture as their primary goal. Nets, Bolas, Mancatchers, and similar weapons would use this tag.

**EFFECT:** Entangling weapons only require a single success to grapple an opponent but must always spend their first success on grappling and their second on a knock-down.

### EXOTIC

**DESCRIPTION:** Exotic weapons include features such as curved blades, flails, early or double barrelled firearms, and forked prongs. Weapons such as a ball and chain or trident have the exotic tag.

**EFFECT:** An exotic weapon counts any successful hit as a critical hit if the die roll was 18 or more. Exotic weapons fumble if an attack roll misses by 10 or more.

### HAND AND A HALF HILT

**DESCRIPTION:** A hand and a half hilt is just that, a hilt that is a hand and a half long.

**EFFECT:** Having a hand and a half hilt allows a medium weapon to be properly used in either one or two hands. This is most often important when determining a strength bonus. It only gains the benefits of a two handed weapon when wielded in both hands. A hand and a half hilt increases the dot size of a weapon by 1.

### INEFFECTIVE

**DESCRIPTION:** An ineffective weapon would include things like a rake or other farm implement, anything not able to cause harm as effectively as its mass or size would suggest, but still designed to be wielded in some manner, often tools. Unarmed attacks also count as ineffective.

**EFFECT:** An ineffective weapon rolls a damage die one smaller than would be expected.

## LIGHT

**DESCRIPTION:** A light weapon is designed for those who are physically weak or where a contest of skill is desired. They would include things like a rapier or whip.

**EFFECT:** A light weapon has no damage modifier and cannot parry a devastating weapon. A light weapon gains +1 to attack.

## LONG RANGE

**DESCRIPTION:** Special flight arrows, rifled muskets or other special designs.

**EFFECT:** Long range weapons have their missile range doubled and require two hands to fire. You may not effectively fire a long range weapon and move.

## LUDICROUS

**DESCRIPTION:** A ludicrous weapon is something so insanely overpowered it really doesn't belong in the game. Buzz saws, mini-guns, laser swords and other ridiculous weapons would have the ludicrous tag. A ludicrous weapon must have at least three other weapon tags.

**EFFECT:** Ludicrous weapons score double the normal amount of successes when they hit. When a ludicrous weapon fumbles not only is usually it damaged beyond immediate repair (and potentially destroyed) but its wielder suffers three fumble effects simultaneously.

## MINOR

**DESCRIPTION:** A minor weapon represents those weapons that cannot normally cause a crippling injury, except in the luckiest or best placed of strikes. A dart, fist or pocketknife would fit into this category.

**EFFECT:** A minor weapon will only ever do 1 point of damage, unless a critical hit is scored.

## POLE WEAPON (REACH WEAPON)

**DESCRIPTION:** Any weapon on an extended shaft such as a spear, halberd or staff constitutes a pole weapon.

**EFFECT:** Pole weapons have their reach and throwing range doubled, such as from 1 to 2. Pole weapons cannot be stored in most containers unless they are specially built to handle pole weapons.

## SIMPLE

**DESCRIPTION:** A simple weapon is stripped down to the barest elements required to function. A simple club would not have a knob at the bottom of the hilt or any other form of grip.

**EFFECT:** A simple weapon gives a -1 penalty to attack.

## THROWING

**DESCRIPTION:** Weapons specially designed for throwing are usually lighter and better balanced. Javelins are an example of a weapon with the throwing tag.

**EFFECT:** Throwing weapons suffer -2 to attack in melee. They give a +2 bonus to attack when thrown.

## UNSUITABLE

**DESCRIPTION:** An unsuitable weapon would be something such as wielding a trophy or satchel of books as a weapon.

**EFFECT:** An unsuitable weapon requires the damage die to be re-rolled, and the lower result taken.

## VERSATILE

**DESCRIPTION:** Versatile weapons include weapons with multiple attack styles, double-edged blades, flanges or the weapon features a second weapon head. Axes and swords are common for this feature.

**EFFECT:** Versatile weapons grant a +1 attack bonus, but on a fumble your opponent may choose the effect.

## VICIOUS

**DESCRIPTION:** Vicious weapons include spikes, serrated blades and barbed points.

**EFFECT:** Vicious weapons gain a bonus of +1 to damage. Vicious weapons suffer a -1 attack penalty.

## [ B ] STEALTH & EQUIPMENT

Stealth is a major part of NGR, as much or more so than combat. Choosing between tools to fight, tools to hide, and tools to spot the hidden is a big part of managing what gear a party takes on an expedition. Some of this equipment has been listed in other sections, but some of it can be listed again here for the sake of easy reference.

### HOW TO KEEP FROM BEING FOUND:

- ▶ Loose clothing instead of even light armour gives a +1 bonus to evade checks.
- ▶ Being under half encumbrance gives a +1 bonus to evade checks.
- ▶ A dark cloak gives a +1 bonus to evade checks for hiding.
- ▶ Going barefoot can reduce suspicion for failed attempts to move quietly by -1 per die.
- ▶ Skin paint causes the reduction of suspicion for failed hiding attempts by -2 per die but also gives a -2 penalty to influence scored on appeals due to being s.a.f.

### HOW TO SPOT PEOPLE:

- ▶ Helmets make it harder to score critical hits when making detection rolls.
- ▶ Better light reduces darkness bonuses to hiding to the tune of +1 per ten feet in radius. It also causes 1 suspicion per ten feet in radius when entering a hallway or similar open area for the purposes of random encounters. If you are using the light and darkness finicky rules that means that everyone takes their light level in suspicion when they move into a new hallway, courtyard, or similar exposed area.
- ▶ Spyglasses and similar devices can reduce range penalties when making detection



### BASIC ARMOR MODIFIERS

TYPE	MODIFIER	DAMAGE REDUCTION
Loose Clothing	+1	0
Light Armour	0	1
Mail Armour	-2	3
Plate Armour	-4	5

### HELMS

TYPE	THRESHOLD
Small	5+
Leather Cap	6+
Helmet/Coif	8+
Great Helm	10+

### SHIELDS

SHIELD	BLOCK	MOD	DOTS
None	+1	-1	1 dot
Medium	+2	-2	2 dots
Large	+4	-4	4 dots
Cloak	+1*	+1/0	1 dot
Free Hand	N/A	0/+1	-

### WEAPON PROPERTIES


SIZE	REACH	DOTS	DAMAGE
Small	1	1 dot	d4
Medium	2	2 dots	d6
Large	4	4 dots	d8

ITEM	DOTS
Small Item	1 dot
Medium Item	2 dots
Large Item	4 dots
Helmet	1 dot
Light Armour	1 dot
Partial Mail	1 dot
Full Mail	2 dots
Partial Plate	2 dots
Full Plate	4 dots
Reinforced Plate	8 dots
25 coins	1 dot
A days food	1 dot
Water skin	1 dot
Potion	1 dot
Full Quiver	2 dots
Coil of hemp rope	4 dots
Coil of silk rope	1 dot



NEOCLASSICAL GEEK REVIVAL

6: THE DRAGON SCROLL



## [B] USING COMBAT TRICKS

Combat tricks represent the different actions a trained warrior is capable of reflexively executing. These actions are voluntary options that become available when certain trigger conditions appear; the warrior then gains the option to use the trick. For example, the 'quick sweep' trick requires the warrior be knocked prone. If the warrior is knocked prone, the warrior may use the 'quick sweep' trick immediately. An important trick requirement is difficulty. This is based upon the warrior's base combat modifier, and any modifiers for injuries or encumbrance. If this value is equal to or higher than the difficulty, the trick can be used. The Combat Tricks listed in "The Dragon Scroll" are just examples to give you something to use as a basis. Completely new Combat Tricks are encouraged as they make fantastic treasure as a warrior crosses the mountains to learn the secret of "The seven fist lotus technique".

## [B] LEARNING COMBAT TRICKS

The most common method of learning new techniques is through training. If a mentor teaches a warrior a technique, it takes 1 day of practice per point of minimum difficulty for the combat trick.

The most common barrier to training is trust. Combat techniques are dangerous weapons in the wrong hands and even amoral warriors must worry about spending so much time with a stranger who may poison them in closer quarters (as everyone needs to sleep). This will lead warriors to attempt to recover ancient training manuals or scrolls. If a warrior finds a combat trick or manoeuvre in an ancient (or modern) text or scroll she can attempt to recreate it from instruction. The warrior must spend 1 day practising per difficulty of the trick. A warrior may also choose to recreate a manoeuvre she has faced in action. This takes a base time of 1 week per difficulty of the trick when it was used. If the warrior trains in a secluded area, this is reduced to 1 day per difficulty point of the trick. If the warrior trains in an area full of distractions like a city, this time is increased to 1 month per difficulty point. If it has a variable difficulty, use the lowest difficulty from when the warrior faced it. At the end of the training period, an intelligence check must be made; if it is failed the warrior must encounter the trick again, re-read the text, or receive more training. Having proper training grounds will give a re-roll to the intelligence check. If the trick has 0 difficulty it takes 1 day. Much like skills, a failed roll can be aided with the help of a montage song. . .

## [F] THE DRAGON SCROLL

### ARMOUR EXPLOIT

**DIFFICULTY** 3 per dot size of weapon

**EFFECT** The warrior may ignore an opponent's DR due to armour.

**LIMITATIONS** The warrior must have scored repeating damage on a critical hit with a piercing weapon.

### BATTER UP

**DIFFICULTY** 1

**EFFECT** The warrior may add the effect of a 'Knock Down' to their attack in addition to regular damage.

**LIMITATIONS** The warrior must have just hit an opponent with a two handed blunt weapon, and rolled maximum damage (or count as).

### BEAR HUG

**DIFFICULTY** 1

**EFFECT** The warrior deals a strength die of stun damage.

**LIMITATIONS** The warrior must have just connected with a grapple attack on a critical hit or a lucky number. This does not count as the opportunity attack.

### BODY CHECK

**DIFFICULTY** 1

**EFFECT** The warrior may make an immediate 'knock down' attack against her opponent. The warrior may add their shield's dot size to their attack roll.

**LIMITATIONS** The warrior's opponent must have just scored an epic failure in an attack against the warrior.

### BRACE

**DIFFICULTY** 1

**EFFECT** The warrior may interrupt their opponent regardless of initiative and converts any hit into a critical hit with an additional 'knock down' effect.

**LIMITATIONS** The warrior must be making a power attack while wielding a piercing pole weapon with a range of 4 or greater, and have the range advantage against their opponent.

**BRUTE THROW****DIFFICULTY** 2**EFFECT** The warrior may throw their opponent a number of feet equal to the warrior's strength score; this can take the form of an attack against another target.**LIMITATIONS** The warrior must have just struck their opponent with or in a grapple attack that rolled a lucky number. This does not count as the opportunity attack. The opponent may not have a larger size modifier than the warrior.**CHARGE****DIFFICULTY** 0**EFFECT** The warrior may "Defend Oneself" as a free action after making a power attack.**LIMITATIONS** The warrior must announce the charge (including power attack and target) before initiative is rolled, and must be attacking a new target.**CLOTHESLINE****DIFFICULTY** 1**EFFECT** The warrior deals a strength die of stun damage to an opponent, allowing for a re-roll to choose the higher result.**LIMITATIONS** The warrior must have just scored an epic success on a defence roll versus a charging opponent with an equal or lesser size modifier.**COMBO ATTACK****DIFFICULTY** 2 cumulative per previous attack**EFFECT** The warrior may make a free unarmed attack following a successful unarmed attack, with an extra -2 penalty, stacking any previous penalties.**LIMITATIONS** The warrior must have a free hand and must not be "defending herself" this round. The warrior may not have been struck since their previous attack.

### COUP DE GRACE

**DIFFICULTY** 3

**EFFECT** The warrior may convert a hit into a critical hit automatically.

**LIMITATIONS** The warrior's target must be prone.

### CRAZY WEAPON TRICKS!

**DIFFICULTY** 3 per dot size of weapon

**EFFECT** The warrior pulls off a crazy manoeuvre resulting in a flurry of damage. This manoeuvre is so frickin rad I cannot describe it. The warrior must describe it, with sound effects. You may roll the damage die again, if it is less than the previous damage roll you may add it to the damage total and roll yet again. Continue until you fail to roll less than your previous roll. A warrior with a dagger could roll a 4, followed by a 3, 2, and 1 if she were lucky.

**LIMITATIONS** The warrior must have just struck the target on the roll of a lucky number. This does not count as the opportunity attack. Each version of this trick only works for one weapon. 'Crazy weapon tricks!' for a scimitar would not apply to a broadsword, they are two separate tricks.

### DEFENSIVE FIGHTING

**DIFFICULTY** 2

**EFFECT** The warrior's unarmed attacks gain the 'defensive' tag. This will allow a parry attempt.

**LIMITATIONS** The warrior must not be wielding a weapon in either hand.

### EAGLE CLAW

**DIFFICULTY** 3

**EFFECT** The warrior's unarmed attacks are considered slashing attacks; this will increase the die size by one category.

**LIMITATIONS** The warrior may not hold any items in their hands when using this trick and must pretend to speak in dubbing.

### ENTANGLE WEAPON

**DIFFICULTY** 2

**EFFECT** The warrior may make a free disarm attack against an opponent.

**LIMITATIONS** The warrior must have a higher initiative than the target and just successfully avoided an attack with the roll of a lucky number, while using a cape or cloak to block. This does not count as an opportunity attack.

### EPIC PARRY

**DIFFICULTY** 1 (cumulative) per +1 awesomeness

**EFFECT** The players of the two warriors immediately enter a staring contest. The last one to blink or look away (if they know this trick) may regain up to !d6 luck points, and gains a boost to awesomeness if they are of lower level.

**LIMITATIONS** An epic success attack roll must have been stopped by an epic success parry.

### FAST FIRING

**DIFFICULTY** 5

**EFFECT** The warrior may 'Defend Oneself' as a free action while reloading.

**LIMITATIONS** The warrior must be wielding a missile weapon.

### FIRE CONTROL

**DIFFICULTY** 2 per point of base damage

**EFFECT** After rolling for damage, the warrior may choose to 'hold the shot' and not actually fire. This still deals damage and does not use ammunition or require a reload.

**LIMITATIONS** The attack will only cause a loss of luck points and cannot cause actual damage. If the target is unaware they are in a combat situation they will not lose luck points, though the attacker may choose to still 'hold the shot' and wait for a better damage roll before firing.

### FOLLOW UP

**DIFFICULTY** 2

**EFFECT** The warrior may make an immediate unarmed attack with her off-hand.

**LIMITATIONS** The warrior's opponent must have just been knocked 'off balance' by the warrior and the warrior must have a free hand.

### HAFT BLOCK

**DIFFICULTY** 1

**EFFECT** The warrior may parry as if her weapon had the 'defensive' tag.

**LIMITATIONS** The warrior must be wielding a hafted weapon in two-hands, such as an axe. The warrior must spend an action if they have one, but this ability can be used even without.

### HEADBUTT

**DIFFICULTY** 2

**EFFECT** The warrior may launch a free 'Glasgow Kiss' attack. If this attack connects, both sides suffer a 'knock down' hit, testing on health instead of agility. Wearing a light helm gives a DR of 1, while a metal helm grants a DR of 2 and causes an extra d4 normal damage to the opponent.

**LIMITATIONS** The warrior must have just been struck with a grapple attack by a humanoid of the same size modifier.

### HUMILIATION STRIKE

**DIFFICULTY** 5

**EFFECT** The warrior may make an immediate standard attack upon her opponent. If this attack connects it grants the warrior +1 awesomeness per point of damage dealt.

**LIMITATIONS** The warrior must have just disarmed her opponent and successfully grabbed the weapon in a free hand. The free attack is with the opponent's weapon.

### IMMOVABLE

**DIFFICULTY** 5

**EFFECT** The warrior may make a strength check instead of an agility check in response to a 'Knock Down' even if not defending herself.

**LIMITATIONS** The warrior must not be 'Off Balance' and must be standing on a flat and stable surface.

### IMPROVISED PARRY

**DIFFICULTY** 1

**EFFECT** The warrior may grab both ends of a flail they are wielding and parry incoming attacks with the weapon's chain. The flail gains the 'defensive' tag.

**LIMITATIONS** The warrior must be wielding a flail that does not have the 'vicious' tag and must have a free hand.

### IRON FIST

**DIFFICULTY** 2

**EFFECT** The warrior's unarmed attack gains the 'devastating' tag.

**LIMITATIONS** The warrior's unarmed attacks cannot also use a different tag during the attack.

### JUMP ATTACK

**DIFFICULTY** 1d6+1

**EFFECT** The warrior charges at their opponent and leaps into the air to chest height, most likely gaining the high ground benefit.

**LIMITATIONS** The warrior cannot have made a defence roll before their attack. If the warrior suffers a fumble, the warrior is knocked prone in addition to other effects.

### KIRK

**DIFFICULTY** 2

**EFFECT** The warrior locks their fingers together and slams an opponent. The warrior's unarmed attack counts as a being done with a two-handed weapon, granting the expected damage bonus.

**LIMITATIONS** The warrior must be launching an unarmed power attack and must get the reference.

### LUNGE

**DIFFICULTY** 0

**EFFECT** The warrior increases their range by 2 for a single melee attack.

**LIMITATIONS** The warrior must be launching an attack with a thrusting weapon and cannot parry or block this turn.

### MIGHTY BLOW !

**DIFFICULTY** 1 per point of damage below 12

**EFFECT** The warrior's opponent is automatically knocked 'Off Balance', if already off balance they are knocked prone.

**LIMITATIONS** The warrior must have just struck the target with a critical hit with a blunt weapon.

### MOMENTUM THROW

**DIFFICULTY** 3

**EFFECT** The warrior may throw an opponent prone behind her.

**LIMITATIONS** The warrior must have just scored an epic success on a defence roll, while unarmed, against a melee attack. The opponent cannot have a larger size modifier than the warrior.

### MULTI-SHOT

**DIFFICULTY** 2 per additional arrow

**EFFECT** The warrior fires multiple arrows from a bow at once. No other players are permitted to complain about the physics of this manoeuvre.

**LIMITATIONS** The warrior must be wielding a bow. The warrior rolls one attack roll for each arrow, but all attacks use the worst roll. No single opponent can be the target of more arrows than its size modifier, to minimum of 1.

### NECK PINCH

**DIFFICULTY** 8

**EFFECT** The warrior deals up to !d20 stun to the target at the cost of 2 successes. The warrior can choose to do less than the full amount of stun.

**LIMITATIONS** The target must be surprised, ambushed or somehow unable to defend against this unarmed attack.

### NERVE STRIKE

**DIFFICULTY** 3

**EFFECT** The warrior's unarmed attack gains the 'vicious' tag.

**LIMITATIONS** The warrior's unarmed attacks cannot currently have a different beneficial tag (such as 'devastating')

### OFF-HAND PARRY

**DIFFICULTY** 2

**EFFECT** The warrior may add a second +1 to their defence roll for parrying with a defensive weapon in their off-hand.

**LIMITATIONS** The warrior must have rolled a 15 or higher on their defence roll.

### OVERREACH

**DIFFICULTY** 4

**EFFECT** The warrior may make a free disarm attack.

**LIMITATIONS** The warrior must have a free hand and the warrior's opponent must have just fumbled an attack against the warrior.

### POMMEL STRIKE

**DIFFICULTY** 1

**EFFECT** The warrior may cancel their regular attack, and interrupt someone who is in turn interrupting them, attacking instead with a pommel strike after their opponent's attack roll but before their own defence roll.

**LIMITATIONS** The pommel strike will normally only be used as a knockdown attack. The weapon must be a swung weapon and cannot be a flail or pole weapon.

### QUICK DRAW

**DIFFICULTY** 2 per dot size of weapon

**EFFECT** The warrior may draw a weapon as a free action.

**LIMITATIONS** The warrior must have a free hand or hands as required to wield the weapon. Each version of this trick works for a single class of weapon (swords, or axes or knives for instance).

### QUICK SWEEP

**DIFFICULTY** 4

**EFFECT** If the warrior can pass an agility check, the warrior may make a free and immediate 'knock down' attack against their opponent.

**LIMITATIONS** Their opponent must have just knocked the warrior prone.

### RIPOSTE

**DIFFICULTY** 1

**EFFECT** The warrior may launch a free attack against their opponent.

**LIMITATIONS** The warrior must have just scored an epic success or rolled a lucky number with a successful defence roll against their opponent while using a parry. This does not count as an opportunity attack.

### RUSH

**DIFFICULTY** 1 (cumulative) per difference in range

**EFFECT** An opponent with a lower initiative cannot interrupt the warrior, regardless of melee range.

**LIMITATIONS** The warrior's initiative must be higher than the target's initiative by an amount greater than the difference in range. This can only be used for the warrior's first attack in a round.

### SHIELD PUNCH

**DIFFICULTY** 1 per dot size of the shield, per punch this round

**EFFECT** The warrior may make an immediate standard or knockdown attack with their shield.

**LIMITATIONS** The warrior must have just rolled an epic success, or success by 10 or more, on a defence roll while blocking with a shield.

### SHIELD WALL

**DIFFICULTY** 1

**EFFECT** The warrior may attempt to help block an attack against an ally adjacent to the warrior, granting half their shield's blocking modifier to their ally.

**LIMITATIONS** The warrior must be holding a large or medium shield.



### SHOVE

**DIFFICULTY** 1

**EFFECT** The warrior may force a comparative strength check instead of an agility check for a knock down attempt.

**LIMITATIONS** The warrior must have just hit with an unarmed knockdown attack.

### SHOWDOWN

**DIFFICULTY** 4

**EFFECT** The warrior locks eyes with an opponent and slowly circles them. At the end of the round the warrior rolls a Perception die, costing the target that many luck points. Record how many luck points are lost in this manner during the combat, if the winner of the combat knows this manoeuvre they regain all of the luck points from both parties, up to their maximum. Uninvolved parties are encouraged to make attempts at western showdown music.

**LIMITATIONS** The warrior may not launch a normal attack this round and they must be engaged in combat against a single adversary. The warrior may not be damaged during the round in which this is used.

### STAFF MASTERY

**DIFFICULTY** 1

**EFFECT** The warrior may parry with a pole weapon as if it had the defensive tag and attack as if it had the versatile tag.

**LIMITATIONS** The warrior must be wielding a pole weapon in two hands.

### STOMP

**DIFFICULTY** 1

**EFFECT** The warrior may make a free attack on an opponent. If this attack connects it deals a strength die of damage.

**LIMITATIONS** The warrior must have just knocked their opponent prone.

### STUMBLING SHOT

**DIFFICULTY** 2

**EFFECT** The warrior fires a bolt, arrow or thrown weapon into the path of (or perhaps directly into) the target's feet, causing an additional knockdown attempt as they risk tripping. This does not require an additional attack roll.

**LIMITATIONS** The warrior must be using a weapon that has ammunition capable of tripping over; a firearm for example would not work unless unabsorbed (through luck) damage is dealt. The attack roll must have been a lucky number, note that this does not count as the opportunity attack.

### SWARM!

**DIFFICULTY** 1

**EFFECT** Each warrior involved in the swarm rolls their own attack roll, while the defender only rolls a single defence roll and compares it against all of the attackers.

**LIMITATIONS** The attackers involved in the swarm must attempt to grapple or overbear the target.

### SWORD AND BUCKLER

**DIFFICULTY** 1

**EFFECT** The warrior may wield a 'hand and a half' weapon in two hands for an attack, and still hold and block with a small shield, cloak or be considered to have a free hand.

**LIMITATIONS** The warrior must not have yet made any defence rolls this round.

### SUNDER

**DIFFICULTY** 2

**EFFECT** The warrior may make a free disarm attempt, this can be used to 'disarm' a shield.

**LIMITATIONS** The warrior must have just missed with an attack due to the bonus from a parry, block or both. The disarm must be against the cause of the missed attack, if the warrior was blocked then the disarm is against the shield for example. The warrior's weapon must have two or more of the following traits: Devastating, Slashing and Two-Handed.

### THROW THE GUN!

**DIFFICULTY** 0

**EFFECT** The warrior throws an empty firearm at the target; if this connects the warrior rolls a luck die and costs the target that many luck points.

**LIMITATIONS** The warrior must have fired the weapon until it was empty at the target. More than half of the shots must have connected (not dodged or blocked) and have dealt no damage to the target. The fire must have been completely ineffective.

### TRAIL OF CARNAGE

**DIFFICULTY** 2 per previous attack roll from the initial shot

**EFFECT** The bolt, bullet or arrow from the warrior travels through the first opponent's body and slams into a target directly behind. The warrior makes a fresh attack roll against the new target.

**LIMITATIONS** The warrior must be using an 'armour piercing' weapon and have just slain the first target. The attack against the next target will be resolved with a damage die one lower than the previous attack. This will eventually fizzle out to a d2 and then nothing.

### WARCRY

**DIFFICULTY** 0

**EFFECT** The warrior lets out a massive roar over the corpse of a fallen opponent. The warrior regains a number of luck points equal to their presence. Allies regain 1 luck point.

**LIMITATIONS** The warrior must have just slain a conscious foe and caused a morale loss this round.

### WEAPON CONTROL

**DIFFICULTY** 4

**EFFECT** The warrior may treat a fumble as merely an epic failure in melee combat. The attack will still miss, but it will not cause the normal effects of a fumble.

**LIMITATIONS** The warrior must have just rolled a fumble other than a natural 1 on an attack roll.

### WHIRLING ATTACK

**DIFFICULTY** 4

**EFFECT** The warrior may make an additional attack; this does not count as a normal attack.

**LIMITATIONS** The warrior must have just scored a critical hit or rolled an epic success with a normal attack while wielding a versatile weapon and not defending herself.

### WHIRLING PARRY













**DIFFICULTY** 2 per previous parry this round

**EFFECT** The warrior gains a +2 bonus for using a parry, which can be made against an attack coming from any angle.

**LIMITATIONS** If the attack is coming from an angle the warrior could not normally parry, only a +1 bonus is applied. The warrior still cannot parry with or against a weapon that disallows a parry

# COMBAT TRICKS

## RANDOM COMBAT TRICKS

					
ARCHER	BRAWLER	BARBARIAN	CAVALIER	FENCER	MONK
 Coup de Grace	Kirk	Brute Throw	Charge	Riposte	Defensive Fighting
 Fire Control	Defensive Fighting	Sunder	Brace	Feint	Showdown
 Fast Firing	Headbutt	Mighty Blow!	Riposte	Quick Draw(Sword)	Joint Snap
 Stumbling Shot	Stomp	Charge	Shield Punch	Humiliation Strike	Staff Mastery
 Multi-Shot	Shove	Immovable	Lunge	Lunge	Quick Sweep
 Trail of Carnage	Bear Hug	Warcry	Immovable	Follow Up	Momentum Throw



NEOCLASSICAL GEEK REVIVAL

# 7: THE GRIMOIRE



## **[ B ] THE GAME MECHANICS OF SORCERY**

Casting spells, mechanically, involves several steps. A caster (not just a wizard) announces the spell to be cast, selects a power level for the spell, pays any costs and then casts the spell as a conflict action. A caster cannot cast a spell that the caster cannot afford to pay. A caster's occult is also modified by any agility check penalties the caster is suffering from.

A caster must also choose a power level for most spells. Increasing the spell's power level will increase its difficulty, cost and will change the scope of the spell. This is somewhat modified by how well known the spell is. If the caster is the only one who knows the spell, it will be double the intended power level when cast. Magic is weird and mysterious; the more who know of it, the less power it holds. It is literally the occult (the hidden).

The caster then must try to fight reality to cast the spell, exactly like a conflict. The caster makes a casting roll, rolling a dX and adding their Occult to the roll as a bonus and the difficulty of the spell as a penalty. The universe always scores a 10 (as if it were calm, at least in this dimension) and has no bonus. If the wizard fails to cast the spell she must pay an additional point of cost for each point she failed by. If a wizard rolled a 5 with a total bonus of +2 then not only would she pay the cost of the spell (which doesn't go off) but an additional 3 cost as well (to bring her up to the 10 scored by the universe). An epic failure counts as a total score of at most 0 and an epic success will always succeed (unless an epic success is scored in a defence, such as from a counterspell).

### **[ B ] COST**

Magic has a price. That price is listed as the spell's cost. A wizard must suffer 1 point of stress per point of cost followed by damage if the caster is driven insane; This loss cannot be absorbed with luck points. A spell can never be lowered below a cost of 1 unless some form of innately magical component is being consumed. A character that has mana may pay with it instead of stress or damage (thus a cost 1 spell is either 1 mana or 1 stress/damage). If you want to mess around with magic you can consider changing what kinds of accrued points the wizard suffers. Mutation, poison, or disease would all lend very different flavours to magic use.

### **[ B ] MANA**

Some characters will have a mana pool, this allows them to store and 'heal' mana. Without the ability to store mana in such a way it will bleed off fairly quickly, a point per minute usually.

### **[ F ] MAGIC COMPONENTS**

Magic components are a largely undefined range of items that can be used in casting spells. Almost anything can work as a component when paired with the right spell (or counterspell). It is up to the player to invent magic components and then work with the GM to figure out the benefits the component grants; it is an exercise in player creativity. Anything from the body parts of rare creatures (such as a dragon's skull) to unplanned items that present themselves, such as standing next to a fire when casting fireball. The more rare and inventive an item's description the more powerful it should be. A goblin skull and the skull of a goblin shaman decapitated with a silver blade under the full moon on a mountain peak will generate different levels of power even if they are the same item. Components can also include non-physical components such as songs or ritualized dance. Make the player do an impression while everyone else stares deadpan at them.

Magic components generally act in one or more of the following ways: reducing the spell's difficulty (crafted components like wands, orbs, or magic circles) and/or offsetting costs (consumable components like dusts, sacrifices, or oils), by either a set amount or an amount per power level of the spell .

A key concern with components is inventory management, as all components must be kept separately. This means each type of component must be stored in a separate encumbrance 'dot'. Contamination of components can be deadly. The final thing to remember is that components should never be mandatory unless it is the point of a spell (a spell to make a magic sword could require a sword, a spell to make a ball of fire shouldn't require anything). It is not there to punish players nor is it there to make the game an unmanageable joke. As always, find the right tone of component use for your group.

That said here is a suggested template.

OBJECT IS:	CRAFTED	CONSUMED
Easy to find/make	-1 difficulty	-1d2 cost
Hard to find/make	-2 difficulty	-1d4 cost
Rare/Intricate	-3 difficulty	-1d8 cost

\* situational items give the bonus per power level.

## [ B ] DEFENCES AGAINST THE DARK ARTS

Those subject to malicious spells and enchantments are not without recourse if they are properly schooled in the spells being used. This is one of the reasons that wizards do not share their spells.

### Counterspells

An opposing magician may attempt to counter a spell as it is being cast. The opposing magician must spend an action to interrupt the caster (requiring higher initiative) and must also know the spell in question (meaning they must have it memorized or in the tome in front of them). The opposing magician rolls a dX and adds their occult to the roll. This score is used as an additional defence roll that the caster must beat. An epic failure on a counterspell counts as a zero and an epic success will always cancel a spell though it might still not end up costing the caster additional cost.

So if Flandag casts a spell with a total dX value of 8 and someone counters the spell (scoring a 15) then Flandag will pay 9 additional cost (2 from the universe scoring a 10 and 7 from the counterspell). If Flandag scored a value of 22 and someone countered with a natural 20 and a +1 bonus then the spell would be countered but Flandag would not pay any additional cost.

### Wards

A magician may craft a protective ward against any spell they have access to with a few hours notice at a cost of 1. This ward will take up a dot of inventory and cannot be stored in a container for it to function. Should someone wearing this ward be the target of the spell in question, the ward will attempt to keep the spell from affecting its bearer (other targets may still be impacted). This function mirrors the counterspell functionality as described above (using the occult of the ward's crafter at the time of its creation). Regardless of success or failure, the ward is consumed in the attempt.

### Dispelling

A magician may attempt to dispel a single spell that is currently in effect for a cost of 1. This includes spells affecting items, people, places, or even the magician herself. The magician must both know the spell in question and be able to touch (or at least hover a hand over) the target entity for ?d20 actions. At the end of that period, the magician rolls a dX and adds her occult to the roll. This roll must exceed 10+ the difficulty of ALL of the spells currently impacting the target. If the magician succeeds in the roll, a single spell is deactivated. If the magician fails, they must immediately pay the difference in cost as if they failed to cast a spell. Due to this risk, magicians often store dispel attempts inside of potions (see "Spell Storage").

## [ F ] MYSTICAL FAILURE

If a wizard is struck while casting a spell, or otherwise distracted, the spell's difficulty is increased by the amount of damage, stun, influence, fear, or stress the wizard received. This means it is perfectly acceptable for someone to make an appeal against an opposing wizard by shouting random numbers and astrological signs to try and disrupt their spell by sheer force of jackassery.

## [B] LEARNING & MEMORIZING SPELLS

To cast a spell a wizard must spend an action and either have it memorized by spending a skill slot or be reading directly from a tome. Reading from a tome requires the wizard have the grimoire open in her hands. This encourages wizards to have well stocked libraries.

A wizard can temporarily memorize up to one spell with about an hour of preparation. When attempting to cast such a spell, roll an intelligence check. Failure lowers the wizard's occult to zero for the purposes of casting the spell (causing a mystical failure). This temporary memorization only lasts until sleep.

Any starting character begins the game with spell per pie piece of the wizard class. As an alternate solution, consider writing down a few common spell books for the setting and starting with one of those at random. Who doesn't want to start with a copy of the Necronomicon or the Diary of Damned Vizier after all?

The spells listed in NGR are generic variants devoid of real flavour. These spells are to be used as templates and additional details added. For example the spell template 'bolt' lists that it deals a certain number of dice worth of damage. 'Marvin's Magnificent Lightning Bolt' and 'Kevorko's Acid Blast' would both be specific examples of that template. Lightning bolt would ignore metal armour and potentially start fires while acid blast might do repeating damage and could melt locks. When making a spell either from the templates or from scratch you should keep a couple things in the back of your mind. If the target of the spell isn't the wizard herself, it should have some visible means of targeting an opponent so they can announce a saving throw (or make an appropriate defensive roll). Even something as simple as "locking eyes with the target" or "points at the target" gives the opposing player something they can do. They can close their eyes or duck behind a wall to avoid the spell. If the spell just "happens" it is impossible to make any sort of saving throw or take any sort of defensive action. That seems lame. I would also suggest for any completely custom spells that you make them "scale" with power levels.

## [F] THE WIZARD'S GRIMOIRE

### ARMOURING

**DIFFICULTY** 1 (cumulative) per power level

**COST** 3 per power level

**RANGE** Self

This spell grants the caster a DR against attacks equal to the spell's power level. Depending on the version of the spell can be through magical body paint, energy fields, hardening the wizard's clothing or other methods. This spell will last for 15 minutes per power level.

### BARRIER

**DIFFICULTY** 2 per power level

**COST** 5 per power level

**RANGE** Short Missile Range

This spell creates a wall or barrier with a size and shape of the caster's choice. This barrier has a length of up to 5 (cumulative) feet per power level and a height of up to 5 feet per power level. Depending on the exact version of this spell it will either be a solid or damaging barrier. A solid barrier (force field, briars, ice, etc) can absorb 10 points of damage per power level, with a DR of 1 per power level. A damaging barrier (fire, lightning, poison gas, etc) will do 1 die of damage (usually a d6) per power level of the spell if someone attempts to cross the barrier and 1 die of damage if they merely touch the barrier. The magical portion of the barrier has a duration of 5 (cumulative) minutes per power level, after that point any materials conjured by the spell will remain. For example, an ice barrier would leave a large slab of ice behind that would melt normally while a poison gas barrier would leave a cloud of poison gas behind that would drift and settle normally.

### BIND ENCHANTMENT

**DIFFICULTY** 4 per power level  
**COST** 2 (cumulative) per power level  
**RANGE** Short Missile Range

This spell allows a wizard to increase the length of a spell's duration indefinitely. Until the spell is dispelled, the wizard may not regain any of the cost spent in the casting of this spell, it is locked into the binding spell. If the spell is dispelled, the wizard can regain the mana, damage or stress. One way to remove the negative impacts of this spell is to combine it with a trigger spell; the trigger would specify a means to cancel the binding rather than activating it. This spell must have an equal or greater power level than the spell being bound.

Other versions of the spell have other trade-offs, such as creating uncontrolled monster or requiring a bound spirit.

### BINDING TETHERS

**DIFFICULTY** 1 per power level  
**COST** 1 per power level  
**RANGE** Short Missile Range

This spell allows the caster to make a target rope, string, vine, chain, cable or similar item trip, coil, knot, entangle or the reverse thereof. The caster can issue one command per round instead of another action. Attack rolls may be required; the rope has a combat modifier equal to the spell's power level and a strength and agility of 2 per power level. The spell has a duration of 1 (cumulative) round per power level and affects up to 5 feet of rope (or similar) per power level.

### BLAST

**DIFFICULTY** 3 per power level  
**COST** 3 per power level  
**RANGE** Medium Missile Range

Blast represents the myriad of spells that cause a deadly explosion. The caster will hurl an explosive ball at a target location, which will explode upon impact. Any caught in the blast radius will suffer one exploding die of damage; the damage die is normally a !d6. The blast diameter is 10 feet per level of the spell. Saving throws are allowed as normal. If you are using abstracted movement, this should hit 1 person per power level in a target area.

### BLURRED FORM

**DIFFICULTY** 1 (cumulative) per power level  
**COST** 1 per power level  
**RANGE** Self

This spell blurs the outline of the caster, giving the caster +1 to both evade rolls for hiding and to defence rolls per power level. This benefit will last for 1 minute per power level.

### BOLT

**DIFFICULTY** 2 per power level  
**COST** 2 per power level  
**RANGE** Long Missile Range

Bolt represents any of the many offensive spells that allow a wizard to target a lone individual with deadly force. The bolt will arc out at the target, suffering a -1 attack penalty per power level. On a hit it will deal 1 die of damage per power level of the spell; the damage die is normally a d6. Some versions of the spell will instead deal a damage die times the power level of the spell.

### BUBBLE OF PROTECTION

**DIFFICULTY** 2 per power level  
**COST** 1 per power level  
**RANGE** Self

This spell causes the caster to be surrounded by an energy shield that absorbs incoming attacks. The shield can absorb 1 point of damage per power level before dissipating. The shield has a DR of 1 for every 3 power levels.

### CANTRIP

**DIFFICULTY** +0  
**COST** +1  
**RANGE** N/A

This spell creates a minor magical effect such as sparkles, wisps of vapour, soft coloured light or minor musical effects. This can be cast alongside another spell by increasing that spells difficulty by 1.



### CHANNELLING

**DIFFICULTY** 3 per power level

**COST** 1

**RANGE** 10 meters per power level

This spell is used to recharge the mana stores of the caster. The spell either draws from hidden reserves within the caster, or collects magical energy from the world around the caster, depleting it until natural restoration for the area occurs. If it is drawn from the caster, the caster usually suffers some form of accrued points (such as 1 damage) that cannot be absorbed through luck. Otherwise the caster will usually consume or sacrifice some item or being. This spell allows the caster to syphon up to 3(cumulative) points of mana per power level of the spell.

### CHARM

**DIFFICULTY** 1(cumulative) per power level

**COST** 1(cumulative) per power level

**RANGE** Sight/Audible

This spell grants the caster both +1 influence per die and +1 presence per power level, against the target. This spell will last for 10 (doubling) minutes per power level.

### CONE

**DIFFICULTY** 3 per power level

**COST** 3 per power level

**RANGE** 5 feet per power level

Cone represents any offensive spell that features a billowing array expanding outward from the caster such as fire breath, chain lightning or a blast of freezing air. The cone will have a diameter at any point equal to the distance from the caster. So 5 feet out from the caster, the cone will have a diameter of 5 feet. The spell will deal 1 die of damage per power level of the spell, reducing by 1 die for every five feet from the caster, until it reaches 0 dice. The damage die is usually a d6. If you are using abstracted movement, this should hit one person in your area for full damage and/or 1 person per power level for 1 die of damage in a neighbouring area.

### DAMAGING TOUCH

**DIFFICULTY** 1(cumulative) per power level.

**COST** 1 per power level

**RANGE** Self

Damaging touch is any spell where the caster's unarmed attacks deal more damage, from draining life force to a flaming hand or shocking grasp. The wizard's unarmed damage increases by 1 die size per power level of this spell, up to a maximum of a d12. If a caster wishes to upgrade to a d20 the caster must increase 4 additional power levels past a d12, and 5 additional power levels past a d20 to reach a d30. This spell will last for 1 round per power level of this spell.

### ELEMENTAL RUNE

**DIFFICULTY** 8  
**COST** 10 per power level  
**RANGE** Touch

This spell causes the inscribed item to be affected by one of the elements (specified by the version of the spell). A fire rune would cause a noticeable flame to spring forth (3-4 inches) causing an extra d4 damage, similar runes would exist for cold or lightning. An earth rune would cause the hardness of the inscribed item to be increased by 1 per power level. This spell has a duration of 30 minutes per power level.

### EMBIGGEN (DEBIGULATE)

**DIFFICULTY** 4 (cumulative) per power level  
**COST** 5 (cumulative) per power level  
**RANGE** Short Missile Range

This spell causes the target to grow (or shrink) by one size modifier per power level of the spell. A normal sized human could be increased to a size modifier of 2 or decreased to a size modifier of 1/2. Note that embiggen and debigulate are two different spells and knowing one does not guarantee the wizard knows how to cast the opposing spell. This spell will last for 1 hour per power level.

### ENHANCED CAPACITY

**DIFFICULTY** 1 per power level  
**COST** \* per power level  
**RANGE** 1 resealable container or room

This spell allows the caster to increase the holding capacity of a container. The \* is the number of dots the container can normally hold. The spell increases capacity by \* dots per power level. The spell has a duration of 1 hour per power level, when the spell ends, any excess matter is either compacted or extruded through portals (lids, doors, etc), choosing the path of least resistance.

### ERASE

**DIFFICULTY** 1 per power level  
**COST** 1 per power level  
**RANGE** 10 feet

This spell removes target text, images or symbols from existence. It can also remove any magical runes or sigils from a spell known by the caster. The spell can remove such text, images or symbols from a surface area of the spell's power level in feet squared. A power level 5 spell could remove an area 5 feet by 5 feet of pictures, text and symbols.

### FAST FEET

**DIFFICULTY** 1 (cumulative) per power level  
**COST** 1 (cumulative) per power level  
**RANGE** Self

This spell causes the wizard's movement speed to be increased by one extra area with each move action per power level for 1 round per power level. At sufficient speeds this may allow the caster to run over water or up walls.

### FLASH

**DIFFICULTY** 1 per power level  
**COST** 1 per power level  
**RANGE** 1 area radius per power level

The spell causes everyone within the range (centred on the caster) to be blinded by a flash of brilliant light for a ?d6 rounds. The wizard is unaffected.

### FLIGHT

**DIFFICULTY** 3 per power level  
**COST** 3 per power level  
**RANGE** Touchl

This spell allows the target to fly for the spell's duration. The target flies at a rate of 1 area per round per power level. This spell has a duration of 10 minutes per power level. Versions of this spell that can be cast upon others usually have difficulties that are three times greater than versions which only affect the caster. The target can only be attacked in melee by non-fliers if interrupted when attacking someone in melee.

### GLAMOUR

**DIFFICULTY** 2 per power level  
**COST** 1 per power level  
**RANGE** Self

This spell allows the caster to change their appearance (as well as potentially the voice and smell depending on the spell) to that of another individual in the eyes of a single target per power level. If the target is familiar with the individual the caster is impersonating they may use stealth conflict to see through the disguise. This spell lasts for 10(doubling) minutes per power level.

### GLow

**DIFFICULTY** 1 per power level

**COST** 1 per power level

**RANGE** Short Missile Range

This spell causes the target to be outlined with a faint glow, illuminating up to 1 (cumulative) foot per power level. This spell has a duration of 1 (cumulative) minute per power level.

### ILLUSION

**DIFFICULTY** 1 per power level

**COST** 3 per power level

**RANGE** Short Missile Range

This spell allows the caster to create an illusion within a 5-foot radius per power level. The difficulty is multiplied by the number of senses utilized, and doubled again if interactivity is included. There is no physical component to this spell and those duped can neither suffer damage nor be physically restrained. The spell has a duration of 15 minutes per power level.

### IMBUE ITEM

**DIFFICULTY** 5 (cumulative) per power level

**COST** 10 (cumulative) per power level

**RANGE** Touch

This spell makes a personal sized piece of equipment into a magical item. The item gains a +1 magical bonus for each power level of the spell, beyond the first up to +5. For example, a power level 1 spell would grant a +0 bonus, while a power level 6 spell would grant a +5 bonus. This spell has a duration of 1 (doubling) hour per power level.

### IMPRISON

**DIFFICULTY** 5 per power level

**COST** 10

**RANGE** Touch

This spell potentially locks a mystical or incorporeal creature (such as a ghost, demon, djinn or dryad) into an object. The object itself is always considered a spell component and not always a beneficial one. Living objects require a willing target (including a calm but unaware target). The being is trapped and powerless in the item until the spell expires or the object is broken or interfered with in some way (ie, opening a box or uncorking a bottle). Certain versions of this spell may allow the being to communicate. To be bound, the creature must be defeated within 1 (cumulative) round per power level.

### INCORPOREAL FORM

**DIFFICULTY** 3 per power level

**COST** 3 per power level

**RANGE** Self

This spell allows the caster to assume an incorporeal form. The type of form (ethereal, mist, hologram) is based upon the version of the spell. The wizard would have a movement rate of 1 area per round for every 3 power levels and may be able to move through walls, or slip through cracks depending on the version of the spell. The wizard is immune to mundane physical attacks though may be injured through methods appropriate to the form (such as strong winds against a mist form). This spell has a duration of 1 (cumulative) round per power level, though the wizard may choose to end it at any time.

### INVISIBILITY

**DIFFICULTY** 1 per power level

**COST** 3 per power level

**RANGE** Touch

This spell turns the caster invisible for 1 (cumulative) minute per power level, or until they suffer 1 point of damage (or equivalent) per power level. Equivalency includes being covered with a substance to make the caster visible such as water or paint. The difficulty per power level is usually three times greater for versions where the caster can make someone else go invisible. While invisible, all hiding evade rolls other than an epic failure count as an epic success.

### LEAP

**DIFFICULTY** 1 per power level

**COST** 1 (cumulative) per power level

**RANGE** 10 feet up or 1 area over per power level

This spell allows the caster to leap from standing the full range of the spell. An agility check is required for a successful landing. Long leaps with unsuccessful landings may result in damage.

### MESSAGE

**DIFFICULTY** 1 per power level

**COST** 3 per power level

**RANGE** 25 miles per power level

The caster can send an audible message to a recipient. The caster must know the recipient personally (and/or her exact location depending on version) to have a two-way communication. The spell will allow a message length of 1 minute per power level.

### MIND INVASION

**DIFFICULTY** 6 per power level

**COST** 6 per power level

**RANGE** Touch

This spell allows the caster to mentally interrogate the target of the spell. The caster can engage in social conflict with the target about a specific issue the caster wishes to see addressed. The target may not claim stubborn refusal for any requests for information, as this represents the caster physically ripping the memories from the target's mind. While the caster must score influence as normal, any influence the target scores against the caster is treated as damage. The caster has 1 cumulative round per power level of the spell to interrogate.

### NECROMANCY

**DIFFICULTY** 5 per power level

**COST** 4 per power level

**RANGE** 1 meter (cumulative) per power level

This spell causes the caster to animate 1 (cumulative) corpse or spirit (depending on version of the spell) within range per power level. Any heroes or villains in this radius who are raised may become free willed undead. Roll a d20 per hero or villain. If the roll is less than the character's level times the number of milestones they've passed, they become free willed. A caster can control 1 (cumulative) undead creature per level per version of this spell memorized. If the caster dies all of her undead are destroyed, though free willed undead may be allowed a saving throw. Undead created in this manner suffer 1 (cumulative) damage per round from direct sunlight.

### NIGHT VISION

**DIFFICULTY** 1 per power level

**COST** 1

**RANGE** Vision

This spell allows the caster to see in the dark up to half of the distance they could see in optimal light. To this end it halves the penalties for darkness. This spell has a duration of 5 (cumulative) minutes per power level.

### OBFUSCATION

**DIFFICULTY** 1 per power level

**COST** 1 per power level

**RANGE** 5 (cumulative) cubic feet per power level

This spell creates a billowing bank of thick fog, magical darkness, acrid smoke or other method of obfuscation depending on the specific version of the spell. This causes no breathing difficulties but blocks normal vision. Strong winds, bright lights or other appropriate actions can quickly dissipate the effects of this spell.

### PETRIFY

**DIFFICULTY** 5 per power level

**COST** 20 per power level

**RANGE** Short Missile Range

This spell allows the caster to either turn the target to stone, or turn the caster herself to stone (depending on the version of the spell). For most versions of the spell this is permanent. This spell deals the equivalent of a d20 potential damage per power level. If this potential damage would kill the target, they are turned to stone. Partial damage can be ignored as described in "Immunity to Normal Weapons".

### POLYMORPH

**DIFFICULTY** variable per power level

**COST** 2 per point of difficulty

**RANGE** Short Missile Range

This spell allows the caster to transform the target into something else. Each version of this spell has a different difficulty and transforms the target into something different. The target maintains their intelligence when transformed, though that may degrade/upgrade over time. This spell will last for one day per power level normally, unless altered by spell components or made permanent. The spell deals a d12 mutation points to the target per power level. These represent the individual being converted (growing fur, a tail, wings, whatever).

Below are some sample difficulties:

Toad	5 per power level
Humanoid	2 per power level
Dragon	13 per power level

### PORTAL

**DIFFICULTY** 3 (cumulative) per power level

**COST** 3 per power level

**RANGE** 1 (doubling) mile per power level

This spell allows the caster to open a magical portal. Stepping into the portal will have them emerge from another portal within the spell's range, thus it is required that at least two portals be cast. Each portal must be cast from the same version of the spell, and it is possible that one portal will have a range greater than its corresponding portal, making a trip one way. If more than one portal is in range, the user of a portal will emerge from a random portal within range. If the version of the spell shows the other side of the portal (some do, some do not) the character may be able to try and 'time' a jump through the portal to find the desired location based on a saving throw. This spell has a duration of 1 (doubling) minute per power level.

### REGENERATION

**DIFFICULTY** 2 per power level

**COST** 2 per power level

**RANGE** Self

This spell allows the caster to heal injuries they suffer. The caster heals a number of points of damage (not luck) each round equal to the power level of this spell. Injuries suffered from fire, acid or from magic weapons will not heal with most versions of this spell (barring spell components). Some versions convert damage into mutation points. This spell has a duration of 1 round per power level.

### RUNE LOCK

**DIFFICULTY** 1 per power level

**COST** 2 per power level

**RANGE** Touch

This spell allows the caster to lock a door, window, chest or other device with magical runes. The door, window or chest can still be smashed as normal. Those with the wizard power 'Anti-Magic' may attempt to 'pick' the rune lock; the rune lock has a comparative occult equal to ten plus this spell's power level. The caster may unlock the rune lock at will, ending the spell. The spell has a normal duration of 1 (cumulative) hour per power level.

### SAFETY FALL

**DIFFICULTY** 2 per power level

**COST** 2 per power level

**RANGE** Self

This spell allows the caster to fall at no more than 5 feet per round unless over-encumbered. If cast while falling, add 2d6 difficulty when casting. This spell has a duration of 1 (cumulative) round per power level.

### SCRY

**DIFFICULTY** 5 per power level

**COST** 2 per power level

**RANGE** 10 (doubling) miles per power level

This spell allows the caster to see an image of the target as they currently exist. The caster must have a piece of the target (and/or know their location depending on spell version). By doubling the difficulty, the caster can hear audible noise as well. This spell has a duration of 1 (cumulative) minute per power level.

### SECURE PORTAL

**DIFFICULTY** 1 per power level

**COST** 1 per power level

**RANGE** Short Missile Range

This spell allows the caster to seal a door, gate, valve, window or similar device. The door can still be opened by normal means (such as kicking it down). For every power level of this spell, a -1 penalty is applied to attempting to force open a portal. For every 3 power levels an additional portal may be secured. This spell will last for 1 (cumulative) minute per power level.

### SHRIEK

**DIFFICULTY** 8

**COST** 4 per power level

**RANGE** Audible

This spell causes the caster to emit a devastating scream to all who could hear the caster if they spoke normally. Those affected may make a saving throw each round or be stuck grasping their ears in agony (checks to pass or fail are made each round). If the caster is struck the effect ends immediately, the caster can do nothing else besides shriek. This spell will last for 1 cumulative round per power level.

### SILENCE

**DIFFICULTY** 2 per power level

**COST** 5 per power level

**RANGE** Self

This spell renders sound impossible within its radius, preventing most spells from being cast and counting all sneak evade rolls other than epic failures as epic successes. This spell has a duration of 5 minutes per power level and a radius of 5 feet per power level.

### SIMULACRUM

**DIFFICULTY** 8 per power level

**COST** 10 per power level

**RANGE** Touch

This spell allows the caster to turn an inanimate representation of a being into an obedient servant, such as statue or doll. The composition of the object to be turned into a simulacrum is limited by the version of the spell, 'Stone Guardian' may require a humanoid stone statue while 'Void Knight' may require a suit of armour and 'Nightmare Fuel' may require a stuffed animal. The animate object will have attribute scores determined by the version of the spell. 'Stone Guardian' may have a high strength and low agility while 'Nightmare Fuel' may be the opposite. The simulacrum can take 2(cumulative) points of damage per power level before the spell is dispelled and has no combat or stealth modifier. A simulacrum may be used as a receptacle for an imprison spell, in which case the simulacrum has the presence, occult, faith, combat and stealth modifiers of the imprisoned spirit. If the specific version allows, this spell may be cast upon larger or smaller items by multiplying the difficulty and cost by the size modifier. This spell has a duration of 1(cumulative) hour per power level.

### SPELL STORAGE

**DIFFICULTY** +1 per power level

**COST** +1 per power level

**RANGE** Touch

This spell allows the caster to store another spell into a physical item such as a potion, scroll, runic pendant or even a foodstuff. The exact nature of the storage medium is based on the version of the spell, 'Brew Potion' and 'Rune of Storage' would be two different spells, while really narrow and specialized versions of the spell would only allow the storage of an individual spells such as 'Brew Regeneration Potion'. The stored spell will be activated when the item is used (such as drinking a potion, disturbing or breaking a rune, reading a scroll) or when a trigger (see trigger spell) is activated. The spell will treat the activator as the 'caster' and the target. If someone drank a potion of water breathing it would affect her, likewise if they read a scroll of fireball the fireball would go off centred on the reader of the scroll. The spell stored in the physical item will weaken by 1 power level per week. This can be altered by spell components or by storing the item in a perfect location (such as a potion in an ice house or a scroll in a desert). If the caster chooses not to store a spell, the cost paid may be converted into mana, which can be gained when the item is used. A caster may also choose to store a dispel attempt into a potion instead of a spell. The difficulty of this spell is used as the dispel attempts occult bonus.

### SUMMON

**DIFFICULTY** 1d8 per power level

**COST** 5 per power level

**RANGE** 10 (doubling) miles per power level

The spell allows the caster to summon a specific individual or thing to her location. Depending on the spell version it will either summon the nearest being/thing to fit the criteria in range, or allow the caster to summon a specific being/thing if it is in range. If it is a variable version of the spell (such as summoning a person) it usually requires the caster have a piece of the person or thing. If the caster fails to cast the spell (but is not killed by being unable to pay the cost) the target will be stripped of held items and strewn somewhere within 10 miles of the caster.

### TELEKINESIS

**DIFFICULTY** 1 per power level

**COST** 1 per power level

**RANGE** 1 (cumulative) foot per power level

This spell allows the caster to reach out and manipulate items with her mind. The caster can push, pull, grab and grapple but not strike directly. The caster has an effective 'strength' of 1 per power level. The spell has a duration of 1 round per power level, but the caster must maintain concentration to use this spell for more than one round. This spell can be used without a verbal component by increasing its difficulty by 1d4.

### TELEPORT

**DIFFICULTY** 1d4 per power level

**COST** 5 (cumulative) per power level

**RANGE** 10 (doubling) meters per power level

This spell allows the caster to move to a location known to them, along with any carried possessions or people (within encumbrance).

### TEMPORAL FIELD

**DIFFICULTY** 3 per power level

**COST** 5 per power level

**RANGE** Short Missile Range

This spell allows the caster to center a temporal distortion field around the target location, person or item. Depending on the version of the spell, this will either increase or decrease the flow of time within the radius. If time is increased, those within the radius experience time at a 1 + the spell's power level: 1. If time is slowed it is instead a ratio of 1: 1 + the spell's power level. At power level 2 those in the field either take 3 rounds of actions or every round outside the field OR take 1 round of action for every three rounds outside the field. This spell has a radius of 1 (cumulative) area per power level and a duration (based on external time) of 1 (cumulative) minute per power level.

### TRIGGER

**DIFFICULTY** +3

**COST** +1

**RANGE** Touch

This spell is used to set a condition for another spell to either activate or deactivate. Trigger is cast alongside the main spell; each version of this spell has its own trigger. A common version of this spell uses casting trigger independently of other spells as the activation. If you wanted a spell to be able to 'toggle' on and off, it would require casting two additional triggers with the main spell. For most versions of Trigger, unless otherwise modified by a spell component, a spell that is deactivated by a trigger still counts down its duration as normal, the effects are merely masked. A spell with no duration (such as a blast) cannot be toggled.

### VIEW VEIL

**DIFFICULTY** 1 per power level

**COST** 1

**RANGE** Visual

This spell allows the caster to detect magical auras and pierce the veil over the mundane world. The caster will detect any magical beings (including other wizards) items or spells. The exact nature of how this is detected vary by version (from seeing clouds of magic, to hearing a song, to feeling heat or other more unique methods). Creatures or items that currently lack mana or magical power will not be highlighted by this spell. This spell will last for 1 (cumulative) minute per power level.

### WATER BREATHING

**DIFFICULTY** 1 per power level

**COST** 2 per power level

**RANGE** Self

This spell allows the caster to breathe water as if it were air. It also means (in most versions of the spell) that the caster breathes air as if it was water. This spell has a duration of 15(cumulative) minutes per power level.

### WEAKNESS (STRENGTH)

**DIFFICULTY** 2 (cumulative) per power level

**COST** 3 (cumulative) per power level

**RANGE** Touch

This spell causes the target to be reduced to 1 strength (or temporarily gain supernatural strength) for 1 round per power level. Note that these are two different spells that function very similar. Different versions of these spells may impact other attributes such as agility or intelligence.

### WORDS OF POWER

**DIFFICULTY** 1 per power level

**COST** 2 per power level

**RANGE** Audible


Words of Power represent all of the various magic words that can cause unfortunate side effects to a target. The wizard makes an appeal against a number of targets equal to the spell's power level with a +1 bonus per power level. The targets suffer 1d6 damage per success scored. Different versions of this spell may have different die sizes and/or types of damage (Stun, Stress, Mutation, etc).



## [B] EXAMPLE SPELLS


Listed below are a handful of example spells you might see in a given game, each is derived from a template and then made unique by slight changes.

### BEE SWARM

 **TEMPLATE** Cone  
**DIFFICULTY** 3 per power level  
**COST** 3 per power level  
**RANGE** 5 feet per power level


Using the rules in 'Cone' deals 1d4 damage per power level with a sharpness of 1, decreasing in damage by 1d4 every 5 feet and expanding outward to have a width equal to its length at any given point. If you are using abstracted movement, this should hit one person in your area for full damage and/or 1 person per power level for 1 die of damage in a neighbouring area.

### FITZGERALD'S FACADE

 **TEMPLATE** Glamour  
**DIFFICULTY** 3 per power level  
**COST** 2 per power level  
**RANGE** Self


Caster appears as a pale, redheaded 15-year-old Irish girl covered in freckles, wearing a plain white robe. The caster will also appear to speak with an appropriate voice and accent. This illusion only affects 1 target per power level and lasts 10 (doubling) minutes per power level.

### WALL OF THORNS

 **TEMPLATE** Barrier  
**DIFFICULTY** 2 per power level  
**COST** 6 per power level  
**RANGE** Short Missile


Creates a wall of briars and brambles with a length of up to 5 cumulative feet per power level and a height of 5 feet per power level. Can absorb 10 damage per power level with a DR of 1 per 3 power levels. Attempting to climb or handle the razor sharp thorns deals 1d4 damage. This spell has a duration of 15 cumulative minutes per power level, after which point the wall remains as normal thorns (and may tip over).

### ULFRED'S MIASMA OF SLUMBER

 **TEMPLATE** Blast  
**DIFFICULTY** 3 per power level  
**COST** 4 per power level  
**RANGE** Medium Missile Range


Caster causes a billowing orb of invisible and odourless gas to appear at the target location, rustling loose papers and blowing light curtains. The spell deals a 1d12 of stun damage to all breathing creatures in the radius (10 feet per power level). If using abstracted rules it affects one person per power level.

### INSANE-O-BEAM

 **TEMPLATE** Bolt  
**DIFFICULTY** 2 per power level  
**COST** 2 per power level  
**RANGE** Long Missile Range

Caster fires a blue beam of light at the targets skull, making an attack roll at -1 per power level. The spell deals 1d4 stress times the spell's power level (causing temporary insanity, forcing the target to either flee or launch constant attacks)

### THE WRATH OF MAGNUS


 **TEMPLATE** Bolt + Blast  
**DIFFICULTY** 4 per power level  
**COST** 5 per power level  
**RANGE** Long Missile Range

Caster fires a bolt of fire that explodes upon impact. The caster rolls an attack roll at -1 per power level to deal d6 damage times the spell's power level. Hit or miss, an explosion will then engulf those within its radius (5 feet per power level) for !d6 damage. If using abstracted rules it affects one person per power level.



NEOCLASSICAL GEEK REVIVAL

# 8: THE HOLY SCRIPTURES



## [B] THE GAME MECHANICS OF MIRACLES

Miracles function in a fairly simplistic manner. A character may choose to summon forth a miracle provided she has enough piety to cover the costs. Miracles are not the actions of the character but the actions of a patron on behalf of the character. For some miracles the faith of the character may grant additional benefits. If you are using miracles on a follower of the same faith they can choose to let you use their own piety points as if it were your own for that particular miracle.

Characters can only summon miracles related to their patron's nature. A character must be able to reasonably justify a miracle as relating to the patron's domain before they may summon the miracle. For example, a priest of the sun god could call forth 'increase yield' if they justified it as giving the right amount of sun, while the follower of a war god would have a hard time unless it was dressed up in some sort of elaborate ritual.

The use of lengthy, time-consuming rituals will be required to use most miracles. A fire priest would probably need an elaborate ritual where a person is surrounded by flame to justify using a healing spell.

Any starting character able to summon miracles at normal cost begins the game with 20 piety points. Character without the ability to summon miracles at normal cost pay 100x the listed rate. I could tack on some zeroes and say the priest with the power to summon miracles chops off the zeroes but that seems pointlessly complex.

## [F] CREATING A PATRON

A priest requires a patron to grant their miracles. If the GM already has one or more options in your game world, you may wish to use them. Alternatively it isn't that hard to build one. First choose if the patron is aligned with civilization, the natural world or hell.

Civilization patrons reside in the realm of the dead, and usually are intermediaries between a mortal and heaven. Hero cults, saints, prophets, messiahs and ancestor worship all fall into this category. So while the god may be Zeus, the patron may be Hercules as an intermediary. For the domain of the patron, assume that the miracles must be justified as coincidence (even if nigh impossible in terms of probability). The patron will reward attempts to civilize and control the natural world, removing the demonic and the wild.

Patrons of the natural world are extremely powerful nature spirits, elementals, djinn or titans. These should

have power over 1 broad natural force (an element, plants, animals, fertility, weather, etc). Alternatively a region can be selected, granting the ability to use any miracle within the region but nothing outside of the region. The latter is not recommended for any PC. Piety is awarded for keeping magic and mystery present in the world, keeping civilization localized and removing demonic influence.

Patrons of hell are powerful demons bargaining with would be sorcerers. Some demons claim to be working for a dark god or THE devil, but most claim there are no such things as gods or devils. Patrons of hell may use the method of either civilization or the natural world. Demonic patrons give piety for banal evil deeds and causing corruption. As truly hideous deeds tend to cause people to resolve themselves to a life of resistance (ref: Batman), piety is not awarded for such acts.

## [B] ACCUMULATING PIETY

Here are some example ways in which a character could earn piety points:

- ▶ Preaching to a congregation for a week: 1
- ▶ Personally converting someone: 5 or 5 (cumulative) per level
- ▶ Converting a region: 50-1000+
- ▶ Building a roadside shrine: 2
- ▶ Building a small shrine: 10
- ▶ Building a large shrine: 25
- ▶ Building a small temple: 50
- ▶ Building a temple or church: 100
- ▶ Building a great cathedral: 500
- ▶ Building an epic wonder (such as the Hagia Sophia): 1000
- ▶ Completing a small task of faith: 5
- ▶ Completing a moderate task of faith: 20
- ▶ Completing a large task of faith: 100
- ▶ Completing an epic task of faith: 500+
- ▶ Killing faith enemy: 2 or 2 (cumulative) per level
- ▶ Defiling/Destroying enemy temple: as building
- ▶ Converting a faith enemy: 3 times normal conversion
- ▶ Burial of faithful: 1 + cumulative level\* (must be level appropriate)
- ▶ Sacrifices (Patron specific): As converting, also allows for killing or burial.

## [ B ] THE SCRIPTURES

### ANTIDOTE

**TIME TO CALL FORTH** 1 action

**PIETY** 5 piety

This miracle allows a priest to temporarily immunize a target against a specific type of poison or cure an amount of existing poison accrual equal to the faith of the priest. This miracle will last for 1 hour per faith of the priest.

### ARMOUR OF FAITH

**TIME TO CALL FORTH** 1 action

**PIETY** 3 piety

This miracle allows the priest to somehow armour themselves against physical punishment. This could be through spectral armour, turning their skin to stone or covering it in hard bark; it varies from patron to patron. The miracle lasts a number of minutes equal to the cumulative faith of the priest and grants a damage reduction equal to 1/3 the priest's faith (round up). This does not combine with armour.

### AUGURY

**TIME TO CALL FORTH** ?d6 rounds

**PIETY** 20 piety

The miracle allows the priest to contact powerful spirits, ghosts or other entities to consult for advice. The spirits will grant cryptic riddles that the priest believes are relevant to the current situation. Whether or not this information IS accurate, the trickster deities are likewise entranced and those present in the priest's gathering gain a number of fate points equal to the priest's faith, to divide amongst them for use within the next month. Characters cannot have more than one temporary fate at any time. This miracle requires some physical ritual, item or mechanism (dice, tea leaves, the stars) to function.

### AUTHORITY

**TIME TO CALL FORTH** Instant

**PIETY** 1 piety

This miracle allows the priest to speak out with a voice carrying the eminent authority of her patron. When in social conflict, this scores additional influence up to the priest's faith on a successful appeal. The target cannot claim stubborn refusal this round or they are cursed (see miracle).

### BLESS

**TIME TO CALL FORTH** 1 action

**PIETY** 1 piety; 250 piety to permanently bless an item

This miracle imbues a person or item with the favour of the priest's god. The blessed person or item receives a +1 universal bonus until the target (or wielder of the item) makes an action (even minor) against the priest's patron or a number of hours equal to the priest's faith pass.

### CALAMITY

**TIME TO CALL FORTH** 4 weeks + 1 week per 1,000 people

**PIETY** 200 piety, plus 50 piety per week

This ritual causes a city, settlement or similar dwelling to suffer a disaster (natural or supernatural) based upon the priest's patron. This ritual must be conducted on holy ground within sight (or within) the settlement in question. As the ritual is being performed, warning signs and omens will begin to appear throughout the region. Any attempts at augury or prophecy will grant additional and clear-cut reference to a calamity approaching. The calamity will completely bypass any followers of the priest's patron who shelter upon holy ground.

This ritual is conducted in a series of individual sessions, once per week until completed. If a session is disrupted and the priest killed or captured, or all of the holy ground in sight of the region is destroyed, the calamity is averted.

### CAUSE FIRE

**TIME TO CALL FORTH** ?d4 rounds

**PIETY** 5 piety

This miracle allows the priest to cause a combustible item to ignite in a single finger sized flame. The item may be one area away per point of faith of the priest.

### CHANT

**TIME TO CALL FORTH** 1 round to establish

**PIETY** 1 piety per minute

This miracle allows a priest to invoke her patron's power to protect her and her companions. This gives a +1 bonus to the priest's allies for morale, combat and saving throws, and a -1 penalty to her enemy's morale, combat and saving throws. This bonus is doubled on holy ground and ineffective on unholy ground. Chanting is interrupted and must be begun again if the priest is struck in combat or otherwise disrupted. Only one chant can be in effect at once. If competing chants are uttered, roll a comparative check of a dX + the priest's faith. The losing priest's chant is disrupted.

### COMBINE

**TIME TO CALL FORTH** 1 round

**PIETY** 1 for each priest

This ritual will allow two to five priests to surround a central priest by holding hands in a circle. The central priest gains two to five faith (the number of priests) for the purposes of summoning a miracle. If disturbed (i.e., an attack) the effect ends.

### CONSECRATE GROUND

**TIME TO CALL FORTH** Several hours

**PIETY** (See Description)

#### RADIUS AND PIETY COST PER TEMPLE:

Roadside Shrine:	10ft	5 piety
Small Shrine	50ft	10 piety
Large Shrine	150ft	20 piety
Small Temple	250ft	40 piety
Medium Temple	500ft	80 piety
Large Cathedral	1000ft	150 piety
Epic Wonder	5000ft	300 piety

This ritual will make an area of ground count as holy ground. The ground must be free of the influence of other deities of power or this ritual will not hold. To keep it permanent there must be an undefiled shrine, temple or church in the area. Enemies of the priest's patron cannot heal on the ground, and mundane weapons wielded by the faithful count as +0 weapons. Blessed weapons of the priest's patron and successful exorcism attempts always count as critical hits against the patron's enemies. Miracles may be summoned for 10x the listed amount instead of 100x. The ritual requires holy substance to splash at the edges of the land.

### CREATE HOLY ITEM

**TIME TO CALL FORTH** 1 action

**PIETY** 5 piety for holy symbol; 3 piety for a dose of holy substance

This miracle allows the priest to create holy symbols, holy water, holy dust, sacred flames or other compounds specific to their patron. Additional requirements for the items (smiths, materials, etc) may still be required. Any substances created in this way must be kept secure and free of outside contamination or they lose their magical powers. Any holy item counts as a +1 item to mystical faith enemies and grants +1 faith when brandished. Holy substances deal a 1d6 damage per round to mystical faith enemies. This miracle must be summoned on holy ground, characters in a state of grace pay half piety.

### CURE DISEASE

**TIME TO CALL FORTH** 10 minutes

**PIETY** 2 piety for trivial illness (cold, flu, etc)  
8 piety for a dangerous illness (dysentery)  
20 piety for a likely fatal illness (malaria)  
50 piety for a permanent illness (leprosy)

This miracle calls forth the power of the priest's patron to cure a mundane disease on a single person whom the priest must physically handle for the entire length of the ritual. Priests in a state of grace pay half piety (round down).

### CURSE

**TIME TO CALL FORTH** 1 action

**PIETY** 3 piety; 50 piety to permanently curse

This miracle curses a person or item with the wrath of the priest's patron; the priest must speak out and say an actual curse. The cursed person or item receives a -1 universal penalty until the target (or wielder of the item) makes a suitable offering to the priest's patron, is blessed by a priest with a higher faith, or the miracle's duration expires. The miracle will last a number of days equal to the priest's faith.

### DIVINE INTERVENTION

**TIME TO CALL FORTH** Instant

**PIETY** All piety

This is THE miracle; the priest's patron directly intervenes on behalf of the priest to save the priest (and usually her companions). The exact extent of the act depends on the patron, and the priest has no ability to convince the patron to be more gracious. The priest must have at least 1000 piety to perform this miracle.

### ENDURE TEMPERATURE

**TIME TO CALL FORTH** 1 action

**PIETY** 5 piety

This miracle allows a priest to ignore any non-magical heat and cold naturally found in the world. The priest also gains a DR of 1/3 her faith (round down) against heat and cold based attacks (including fire). This miracle lasts a number of hours equal to the priest's faith.

### ENTANGLEMENT

**TIME TO CALL FORTH** 1 action

**PIETY** 4 piety

This miracle allows a priest to make a region of plant life twist and bend to entangle anyone caught in it. Each round anyone in the radius (or who moves into it) must make a strength check or be held fast for the round. No one (regardless of the check results) may move more than one area or make missile attacks; the plants will entangle missile weapons before they can fire. The miracle affects 1 area for every 3 points of faith of the priest (round up) and will last 1 round per faith of the priest.

### ETERNAL GUARDIAN

**TIME TO CALL FORTH** 1 day of contemplation

**PIETY** 500 piety

This miracle allows the priest a sort of immortality. The priest will not die of age as long as they remain upon holy ground. If the priest is in a state of grace, they will also not physically age. Should the priest leave holy ground the 'bypassed' age will return over a one-day period or natural death would occur. If a priest had remained on holy ground for twenty four years she would age at a rate of one year per hour upon leaving holy ground. The ending of this miracle can quickly kill a truly ancient priest.

### FEAST OF PROVIDENCE

**TIME TO CALL FORTH** 5 minutes

**PIETY** 5 piety

With this miracle the priest can cause a single serving of food to expand to feed many, either by making each tiny crumb nourishing or by replicating the existing food many times over. The priest can feed up to 1 (cumulative) person for a full day per faith. The food only lasts for a day and then spoils, it cannot be saved for travelling or stores. This requires at least a small amount of food.

### FURY

**TIME TO CALL FORTH** ?d4 rounds

**PIETY** 3 piety

This miracle allows a priest to fill a target with utter rage and fury. If the target fails a saving throw, they gain the 'zealous' trait. The target will get -5 to attack, but also +5 to melee damage and an immunity to stun damage. This miracle will last a number of rounds equal to the priest's faith.

### GOLEM

**TIME TO CALL FORTH** 2 days straight

**PIETY** 500 piety

This powerful miracle can only be performed upon holy ground; it imbues an idol of the priest's patron with life. The idol will vary in material from patron to patron and must be hand crafted by the priest. The actual construction does not matter, as it is purely the power of the priest's patron that animates the (usually humanoid) idol. The golem will bear a glowing mark of the priest's patron on its forehead and gain the power of that mark. The golem will lash out and violently kill anyone who does not follow the priest's patron. It cannot communicate in any manner, but is intelligent in its mission of destruction. The golem will roam no further than the priest's faith in miles from the nearest holy ground. The golem has a DR of 1 for each point of faith of the priest, it also cannot be harmed by mundane means. It suffers 1 (cumulative) damage per round on unholy ground, but is invulnerable on holy ground and regenerates at a rate of 1 point of damage per minute otherwise. The golem has ability scores equal to 5 plus the priest's faith, to a maximum of 20, and can have a size modifier of up to the number of milestones the priest has passed. It has no additional combat modifier, stealth modifier, presence or luck points. If the golem travels too far away from holy ground, it is destroyed in a number of hours equal to the priest's faith.

There is no way to control a golem, but a priest must also create a bound item such as a scroll or clay tablet for the golem. If this object is in any way destroyed, so too is the golem.

### FEAST OF PROVIDENCE

**TIME TO CALL FORTH** 5 minutes

**PIETY** 5 piety

With this miracle the priest can cause a single serving of food to expand to feed many, either by making each tiny crumb nourishing or by replicating the existing food many times over. The priest can feed up to 1 (cumulative) person for a full day per faith. The food only lasts for a day and then spoils, it cannot be saved for travelling or stores. This requires at least a small amount of food.

### HEALING

**TIME TO CALL FORTH** 1 action

**PIETY** 10 piety per person

This miracle allows a priest to heal accrued points and luck points on a living target. This miracle can be used on anyone the priest can see or reasonable perceive and can be cast on a number of individuals equal to the priest's faith at once. Note that the piety costs are still paid for each individual, merely that it can be done quicker. The piety costs double each time this miracle is used on an individual beyond the first in a single day. Characters in a state of grace pay half piety, and all characters may re-roll the dice and choose the better result on holy ground. The target heals 1/3rd of an accrued point per point of faith of the priest, always rounding up. The target also gains 1d4 luck points per level of the target, increasing whenever the priest's faith is equal to or greater than the next highest die size's maximum roll. For example, at faith 6 the miracle would switch to a d6 luck points per level.

### HEALING ITEMS

**TIME TO CALL FORTH** 1 full round

**PIETY** 3 piety per item

The priest can turn a religiously appropriate ingestible item in a minor healing item. These items heal a single point of disease, damage, or mutation as well as 1 luck point per level of the recipient. No more than one item can be ingested per day and still have an effect. Healing items last a number of days equal to the cumulative faith of the priest unless stored on holy ground. If a healing item is stored on holy ground it will last until the item naturally decays or rots.

### ICON WEAPON

**TIME TO CALL FORTH** 1 round

**PIETY** 5 piety

This miracle allows the priest to make a suitable holy item into a weapon that harms mystical creatures. The item does a d12 damage and counts as a +5 weapon. The weapon lasts a number of rounds equal to the priest's faith.

### LIGHT (DIM)

**TIME TO CALL FORTH** 1 round

**PIETY** 2 piety

This miracle allows a priest to bring the ambient lighting in a 30 foot radius (or area if it is simpler) equal to that of a single torch(+3 light), or to cancel light by using dim. This miracle will last a number of hours equal to the priest's faith.

### LOST

**TIME TO CALL FORTH** 5 minutes

**PIETY** 12 piety

This miracle allows the priest to completely remove all natural methods of long distance navigation from an individual or group such as a small caravan or lone trade ship. This causes the stars to appear incorrect and all but the most blatant of landmarks to seem unfamiliar. Any navigation ability check will automatically result in an epic failure. The priest requires an item from the individual or leader of the target group, such as a lock of hair or a small amount of blood that is destroyed when the miracle is summoned. This miracle lasts for 1 day per point of faith of the priest.



## MOONLIGHT (OR SUNLIGHT, STARLIGHT, ETC.) ILLUSIONS

**TIME TO CALL FORTH** speed 1

**PIETY** 2 piety per hour  
30 piety per month  
100 piety per year  
250 piety for permanent

This miracle allows the priest to cause visual illusions in the moonlight/sunlight. Those suspecting the illusion to be false may make an intelligence check to see through it. This miracle affects an area of 10 (cumulative) square feet per point of faith of the priest. This illusion may be used at any point the priest can see.

## NATURAL AFFINITY

**TIME TO CALL FORTH** 1 action

**PIETY** 5 piety

This miracle allows the priest to pass by wild animals unbothered, so long as she does not make aggressive acts (or intent) upon an animal, herd or offspring. This will have no effect upon already hostile animals. This lasts a number of hours equal to the priest's faith.

## PROPHECY

**TIME TO CALL FORTH** variable

**PIETY** 1 piety per point of faith gained

This miracle grants the priest the ability to foresee the future. Mechanically this functions as a fun little mini-game. The priest may issue a prophecy consisting of 'I foresee' and up to 20 additional words to describe a situation or event in the future. The event cannot mention people, places or things directly and must use metaphor or implications. For instance stating 'The King of England' or 'The year 1292' would not be suitable, but saying 'The King of the rose' or 'When the dragon is in the fourth house' would be suitable since they are open to wide interpretation.

The GM then must use up to half as many words as used by the priest to attempt to subvert the prophecy, adding them to the end of the prophecy.

A priest must record all prophecies they make and ensure records are kept. If a prophecy is ever intentionally lost the priest will lose all piety. This is why there are secret cults existing to guard powerful prophecies. Any character who can claim to complete such a prophecy once and for all gains 4 awesomeness per point of faith from the prophet. If the prophecy is over a century old they may also claim a destiny point if they do not already have one.

## PROTECTION

**TIME TO CALL FORTH** 3 rounds

**PIETY** 3 piety

This ritual allows a priest to surround herself with her patron's protection. No mind control, possession, magical or melee attacks by supernatural creatures opposed to her patron will succeed against the priest. The protection fails should the priest directly assault or otherwise act aggressively to such a creature. This means the priest could not strike a demon with a mace, but could pour holy water on the ground by the demon's feet, forcing it to move or be burned. This ritual requires a holy symbol to complete and has thrice the piety cost on unholy ground, and a third the piety cost on holy ground. This miracle lasts a number of rounds equal to the priest's faith.

## RAISE UNDEAD

**TIME TO CALL FORTH** 1 action

**PIETY** 5 piety or 5 cumulative piety per level of the undead

This miracle allows the priest to reanimate corpses into the walking dead. If the priest summons this miracle over the grave, a spirit might be summoned instead. The priest can only animate the bodies of her religion's faithful. The priest pays half piety on holy ground. Any character raised in this manner has a chance of being free willed equal to their level times the number of milestones they have passed on a d20. The priest must touch either the corpse or the grave of the corpse.

## RESURRECTION

**TIME TO CALL FORTH** ?d4 hours

**PIETY** 500 piety (plus sacrifice)

This miracle allows the priest to summon a spirit from the afterlife to bring its body back to life. Assuming the priest's patron has this power, other limits are placed. Unless the target was in a state of grace upon death, death can only be reversed within a number of hours equal to the priest's cumulative faith. A sacrifice is always required. For evil patron's this may be people; a good patron may require a loss from the priest, either something specific like sight or something generic like a d4 health points. There is also the ever-present chance something may go wrong...

### SMITE

**TIME TO CALL FORTH** 1 action

**PIETY** 4 (cumulative) per d6 damage

This miracle involves the priest calling for an enemy to be smote in her patron's name. The priest's patron funnels energy through the priest at a target. The priest makes a ranged attack roll, using faith in the place of combat modifier; this can be used up to long range. Faith enemies take full damage, enemies of polar opposite morality take half damage, and others are unharmed. If the priest is in a state of grace, the priest can re-roll the damage. Secondary characteristics of the smiting vary god to god (beams of light, fire, lightning, etc).

### SUMMON SERVANT

**TIME TO CALL FORTH** 1 round

**PIETY** 25 piety

This miracle allows a priest to summon a supernatural minion from her patron's service. This would include creatures such as a hellhound, ghost, djinn or dryad. The minion will serve the priest in any action that is not against the patron's best interests. The minion may not spend more days away from holy ground than the priest's faith before needing to return and rest for a full day. Failure to return to holy ground will cause the minion to return from whence it came. Should the minion be lost before being dismissed, the priest will lose an additional 25 piety.

### SUMMON WIND

**TIME TO CALL FORTH** 1 action

**PIETY** 5 piety + 1 (cumulative) piety per 5 miles per hour of wind

This miracle allows the priest to cause a noticeable breeze to appear in her immediate area. Wind lasts a number of rounds equal to the priest's faith.

### TONGUES

**TIME TO CALL FORTH** Instant

**PIETY** 1 piety per sentence to be understood (run on sentences cost more)

This miracle allows the priest to have her intentions understood by someone who does not speak her language, or allows the priest to understand the intention of someone else. They do not understand the exact words but get an unshakable hunch as to what is attempting to be said. This does not mean they believe it.

### YEAR OF PLENTY (BLIGHT)

**TIME TO CALL FORTH** 1 hour

**PIETY** 1 piety per garden, boat or hunting team or 10 piety per field, large ship or hunting ground

This miracle allows the priest to increase (or decrease) the bounty in a hunt, harvest or fishing haul. The size of the bounty is increased (or decreased) by 5% per point of faith of the priest.

# RANDOM PATRONS

## CIVILIZATION

- Order of St. Aklows
- Hero Cult of Herakles
- Ceremonial Ancestor Worship
- Flagellants of the Mad Prophet
- Worship of the Royal God Kings
- Monk of the Enlightened Guide

## NATURE

- Yig, lord of the Serpents
- The Lady in Black
- The Sun
- Titania, Queen of the Faerie
- The Horned God of the Hunt
- Ymir, the Frost Titan

## DEMON

- Moloch the great bull of fire
- Shub-Niggurath the black goat of the woods
- Limu, Demon Princess of Hunger
- Pazuzu, lord of the four winds
- Beezlebub, lord of the flies
- The Nothingness



NEOCLASSICAL GEEK REVIVAL

9: END OF THE SESSION



## [ B ] FATE AND DESTINY !

As player characters progress through their adventuring career they will almost certainly accumulate 'fate points' and 'destiny points'. What exactly are these points? what do they do and how do you get them?

In brief, fate points are the fates and trickster deities subtly altering things to keep their favoured entertainers (i.e. the adventurers) amusing them. Only entertaining heroes and villains will achieve fate points. Fate points are used primarily to re-roll dice, though they do have other functions. At the end of every game session, players will roll to see if they gain more fate points.

Destiny points on the other hand represent a character's purpose. They are very rare and should not be given out randomly. They occur when characters undertake specific and life-altering quests (if that is the sort of game you like) or given out on a player's birthday if you don't. If a character ever has more than one at a time she will become nigh unstoppable in her task. Destiny points give a wide range of possible functions, including but not limited to choosing the results of a die roll without needing to roll.

## [ B ] DESTINY POINTS

Destiny Points are incredibly valuable and may be spent in the following ways:

### PERFECT LUCK

Pick the results of a die or set of dice rolled by the character without needing to roll it. A character could thus determine their attack will be an epic success without needing to roll it.

### SIC SEMPER TYRANNIS

This option allows for the kind of inglorious anti-climactic death of a character you rarely see. It disallows an opponent from using luck points to soak the damage or other accrued points from an attack. This particularly brutal use of a destiny point would mean that even a mighty hero could be felled by one dagger to the back from a betrayer.

### HEROIC SECOND WIND

The Determinator is out there and she absolutely will not stop, ever, until you are defeated. This option would allow a broken and beaten character to rise up and fight on. It is highly suggested you have one or all of the players mutter 'get up Rocky'. The character regains all of their luck points.

### DEUS EX MACHINA

Add a possible though potentially extremely unlikely element to the encounter, provided it hasn't been specifically described as not being present. This is one of the harder to referee options, allowing a hero or villain the option to figuratively 'pull something out of their #\$\$'. A hero could be running through the wilderness naked while being chased by wolves and then spend a destiny point to stumble into an ancient tomb with a full set of quality weapons and armour.

## [ B ] FATE POINTS

Fate points are substantially more common than Destiny Points. At the end of every game session players will roll against their 'Awesomeness Score' to gain more fate points. They will also elect an MVP who will gain an additional fate point. Fate points can be used in the following ways:

### LUCKY BREAK

Re-roll a die or set of dice. This is the most common use; a player who just rolled an epic failure for their leap across the chasm of doom could spend a fate point to re-roll the die for example.

### NEAR MISS

Restore a luck die worth of luck points. Used in this manner a player could spend a fate point for additional luck points and avoid a grisly injury or death.

### FORTUNATE COINCIDENCE

Add a likely and plausible element to the environment, scene or encounter providing it hasn't been specifically described as not being present. Used in this manner, the words likely and plausible are key. For example, a hero who dives out of a city window could not declare there is a saddled horse directly below (unless she was in a stable or other location with valuable horses left lying around) but she could declare there was an awning or pile of garbage to cushion her fall.

## [ B ] ELECTING AN MVP

Role-playing games are at their core a co-operative game, and everyone likes to receive recognition of their efforts at being a team player. At the end of each session, all players other than the Game Master should elect whom they consider the 'Most Valuable Player'. This should be the person who added the most fun, made the biggest sacrifices or otherwise added to the game. Players may not vote for themselves. In the event of a tie, the Game Master casts the deciding vote. The MVP receives +5 to awesomeness this session, and receives one additional fate point.

## [ B ] ROLLING FOR AWESOMENESS

At the end of each session, roll a d20 for each player. If they have an awesomeness score less than the die roll, move on to the next player. If they have an equal to, or higher awesomeness score than the die roll, subtract the die roll from the player's awesomeness score, award 1 fate point, and roll again. On a roll of a natural 20 (to celebrate that rolling a 20 is in itself awesome) give the player a fate point and have them roll again without subtracting.

**EXAMPLE:** *A player has 6 Awesomeness this session, she rolls a d20 and gets a 4. The player receives 1 fate point and is reduced to 2 Awesomeness and may roll again. On the next d20 the player lucks out and rolls a 2, receiving a second fate point and another roll. With 0 Awesomeness remaining the player's only hope for another fate is to roll a 20, she does not and passes the die to the next player.*

To determine a player's awesomeness score for a game session, add or subtract the following (you may wish to add to this list, kilts are a common addition for example):

- ▶ Their Luck Modifier...
- ▶ +1 for wearing a cape
- ▶ +1 for wearing an awesome hat
- ▶ +1 for a manly beard
- ▶ +1 if a character has "80's hair"
- ▶ +1 for wearing an eye patch
- ▶ +5 if they actually need it
- ▶ +5 if MVP
- ▶ Bonus for adhering to trope/genre
- ▶ Arbitrary bonus for choosing to do intentionally awesome things (defined as taking extra risk for style)

A character's awesomeness score resets to 0 at the end of each session regardless of fates gained (or not).

## [ B ] EXPERIENCE POINTS & LEVEL

If you have ever played almost any tabletop or computer roleplaying games you have the general gist of how experience points work. You accumulate 'XP' and at various points rise to a new 'level'. The mechanic generally seems to work well enough. People have fun with it and it won't be altered here.

Experience is only gained by ‘adventurers’, those who have gained the attention of the trickster deities and who thus could possess fate points. Everyone else only improves through years of hard work and training, and isn’t that boring? Adventurers gain experience points for defeating opponents, outwitting adversaries, solving puzzles or traps, and by finding new places and locations. All characters level in the same manner, requiring their total ‘Experience Points’ to reach more or less doubling plateaus, and to keep completing ‘Milestones’. Milestones are barriers that prevent a character from reaching a certain level until they have done something appropriate to breach these points. As much as milestones they are also ‘level caps’. Milestones will be expanded upon later. Below is a chart showing the amount of experience points characters must accumulate to reach various levels.

#### CHARACTER ADVANCEMENT

XP	LEVEL	OTHER
0	0	-
1,000	1	* More Pie * Milestone
2,000	2	-
4,000	3	-
8,000	4	-
16,000	5	* Milestone
32,000	6	-
64,000	7	-
125,000	8	-
250,000	9	-
500,000	10	* More Pie *Milestone

Every additional 250,000xp grants an additional luck die of luck points, though the total may never exceed the normal maximum achievable at level 10.

### [ B ] MILESTONES

Milestones are an important part of character progression in NGR. Milestones act as a barrier, preventing heroes and villains from levelling up until they perform feats or acts worthy of further levelling. This means that merely slaying goblins all day for a few years is unlikely to raise one to tenth level. Each milestone represents becoming another ‘tier’ of villain or hero.

The first milestone (level 1) represents going from being a nobody to a local notable. Winning a local tournament, surviving a battle or living through a local disaster can easily reach this milestone. Characters in this first tier (levels 1-4) are the domains of impressive

but still ‘grounded’ characters. The king’s champion or a powerful magus who has studied her entire life would be 4th level. New characters usually start with their first milestone.

To reach 5th level, characters must reach another milestone, this one for performing exceptional deeds. These deeds are things such as slaying a dragon, collapsing a barony or kingdom with powerful spells, or converting a province or region to your faith. Characters in this second tier (levels 5-9) are the domains of legendary heroes or villains, and everyday people will know of them. At any time there may be only a handful of heroes or villains of this calibre across a continent, and people will speak of them for years or centuries to come.

Level 10 represents the pinnacle of achievement, where characters are mythological heroes or villains that will live through the ages in song and story worldwide. Characters seeking to enter this tier should have saved, conquered or destroyed the world in some fashion.

The final milestone is not required for levelling and is for heroes capable of making the great powers of other realities stand back in hesitation and fear. There may never have been characters of this calibre before and there may never be again. To reach this epic point, the characters should have fundamentally altered the universe, defeated a deity or conquered a plane.

For each milestone you pass (including level 1) you may select a ‘lucky number’. This will be important in conflicts. Note you can gain milestones without reaching the level in which you require one. A level 4 character could in theory have passed the first three milestones.

### [ F ] INTELLIGENCE & EXPERIENCE

An important note with gaining levels is the impact of a high (or low) intelligence score. Characters who are bright take less experience to gain a new level, and characters that are on the dull side require more. Characters require 10% less experience to reach the next level per +1 intelligence modifier and 10% more per -1. This means a character with 20 intelligence (+3 modifier) is such a genius that she can reach 2nd level with only 1,400xp and 3rd level with 2,800xp. A dim-witted character with 5 intelligence (-2 modifier) is so daft that she requires 2,400xp to reach 2nd level and 4,800xp to reach 3rd.

Over time this will cause a party of characters with different mental abilities to vary greatly in level. This can be a good way to represent the different strengths of different character builds. If this does not bode well for the party, it is possible to control it with the use of

Milestones to give characters time to play 'Catch up'. If the kingdom simply hasn't needed to be saved from ruin for the first 4 levels (perhaps never having been in danger) then the smarter characters are forced to wait for their slower brethren to play catch up.

## [ B ] GAINING LUCK & MANA POINTS

Characters gain another luck die each time they level up to level 10. When they go up a level they roll their luck dice (based on the die size for their pie pieces spent in the fool class). The total of the dice is compared to the character's current luck point total. If it is higher than the current luck point total, it becomes the new luck point total. If it is not higher than the current luck point total, use the existing luck point total. It is perfectly acceptable to use fate and destiny points to affect the die rolls. A destiny point at 10th level guarantees maximum luck points. Wizards will roll for additional mana in the same way using their Will die if applicable.

Re-rolling luck points every level prevents a character from 'botching' her luck point total with a string of two bad luck point rolls for two levels. Use common sense to figure out what happens past level 10. Skills cannot modify luck or mana point rolls.

## [ B ] SOURCES OF EXPERIENCE POINTS

Experience points(xp) are earned as characters perform certain activities. Characters will gain experience by travelling through new terrain, visiting unseen locations, solving puzzles and traps, routing minions, defeating and outsmarting villains (or heroes) and slaying monsters. An important note is that defeating does not mean slaying. With the exception of monsters, it is usually less effective to outright kill your enemies than to drive them off or capture them. It is entirely possible (and comparatively easy) to rise in the levels without ever having taken a life, or even raised a hand in anger.

Experience sources fall into one of two categories: "group xp" and "individual xp". Group experience points are awarded to the party as a whole and split evenly among its members. This means both player characters and any non-player characters with levels. Zero level non-player characters such as bodyguards or soldiers only receive half a share of xp each. The exception to this rule are henchmen (such as from a bard), they receive no share of xp. Use common sense for if someone was part of the adventure or just a spectator.

Individual experience points are awarded to each player character and levelled non-player character as individuals and are not split. The more the merrier. Non-player

characters without levels still only receive half the normal amount and henchmen still receive nothing.

## [ B ] TRAVELLING: IT'S NOT ABOUT THE DESTINATION

Trekking through the wilderness, sailing the seven seas and spelunking through miles of tunnels are all tasks worth of gaining XP. The amount of XP ones gains is based upon the terrain being travelled and the dangers inherent in such adventures.

TERRAIN	XP/WEEK
Pleasant	0.5
Normal	10
Harsh	50
Inhospitable	100
Deadly	200
Suicidal	1,000

If the travel is into the complete unknown (to the characters) double the experience gained. If it is terrain previously travelled by the party, halve the experience. The assumption is that characters know the terrain through maps, a guide or other forms of direction. If they are truly trailblazing into uncharted wilds or making their yearly commute to the capital then use the modified XP values. Any experience received in this manner is individual xp.

## [ B ] EXPLORATION: OK, SOMETIMES IT IS ABOUT THE DESTINATION

While it's an 'A' for effort to travel through jungles, dodging leopards and getting lost every 20 feet, it's even better if you actually reach El Dorado. The GM should set her own XP awards for reaching various hidden or epic locations in the game world, but here is a rough guide:

XP REWARD	DESTINATION IS:
50xp	Local curiosity
150xp	Uncommon
500xp	Rarely visited
1,500xp	Unseen for years
5,000xp	Unseen for generations
15,000xp	Of questionable veracity
50,000xp	Fabled
150,000xp	Mythological

A Local Curiosity would represent something akin to an ancient oak tree near a mountain lake or the inside



of the local nobility's mausoleum. An uncommon destination might be an abandoned border fort deep in the woods. Something rarely visited refers more to a far off mountain monastery than an unpopular restaurant. Unseen for years might mean a far off kingdom across the sea. Unseen for Generations might be that same kingdom if the seas had been lost to sea serpents a century prior. Of questionable veracity may be something like uncovering Troy or Machu Picchu. Fabled locations include El Dorado while a Mythic location would be akin to finding the Garden of Eden. Note that experience points for reaching locales requires one actually explore the area and be seeking it out or at least know of its importance. It is individual xp.

## [ B ] DUNGEONS AND RUINS

You are fully able to use the exploration and travelling rules to model exploring a dungeon. Finish the dungeon (or levels of it), get exploration XP. Sometimes a campaign is structured so that delving into ruins over and over again IS the game, and a dungeon won't be fully explored for months of game sessions. You may want to have XP in the interim. A dungeon in these situations should be defined as a place the players are sneaking into for loot, a place where the denizens of the dungeon would obliterate the party if they descended upon them at once.

Each room explored in this sense is worth 10 cumulative XP for each previous room the party has explored this expedition for the first time. Once they exit to heal and restock, the counter resets. A room can only be "explored" once, ever. This encourages the party to push themselves to "one more room". If this becomes too stingy, consider multiplying the XP of a room by the level of the dungeon the room is on. This is individual xp.

## [ B ] DEFEATING MINIONS

Minions are defined as any of the myriad of 0th level (usually) intelligent humanoids (to some degree). A pack of bandits, the king's loyal soldiers, marauding wolves or ogre bodyguards are all minions. They are worth XP as follows:

XP REWARD	MINION IS:
0xp	Ineffectively equipped
25xp	Worse equipped
50xp	Somewhat comparable equipment
150xp	Better equipped

This means that how much a minion is worth is based upon how the hero (or villain) is equipped. In a bar brawl, unarmed thugs would be worth 50xp (assuming the hero is likewise in the brawl) while a guard who busts in wearing mail, a shield and swinging a sword would be worth 150xp. However if the plate wearing hero kicks in the door to a bathhouse and finds unarmed opponents, they are worth 0 xp. Note that equipped can also refer to magical abilities and natural weapons.

Note that experience is only gained from minions who are either captured, incapacitated, or who had fled but not for ones who are slain (unless they can do none of the above). Letting the underlings flee and spread fear (or be sacrificed, tried and executed, or enslaved) is also pleasing to the fates; it increases the odds new heroes and villains will emerge from the experience.

The line between minion, villain and monster can sometimes blur. A good rule of thumb is that minions are obstacles on the path to something else like a gatehouse guard or wolves in a forest. Defeating minions gives group experience.

## [ B ] SLAYING MONSTERS

Doing epic battle with fierce monsters is a staple of fantasy role-playing games. Monsters include creatures such as basilisks and griffons, to great roaring dragons and the odd marauding troll.

Monsters come in two varieties, named monsters (with luck points) and nameless monsters (without). If you defeat a nameless monster, such as a random troll you found under a bridge, is it worth 100xp per spell or power (minimum 1) times it's size modifier in group xp. A nameless monster is usually worth more than a minion, but far less than a comparable villain. Monsters are worth far more experience if they are named monsters. This doesn't have to be a proper name; a title such as 'The serpent of widows peak' works just fine. This is the

difference between fighting a minotaur that just happens to be roaming about and fighting THE Minotaur, love child of Crete's queen and entombed in the labyrinth. A named monster is worth the experience points of a nameless monster or the following experience (which-ever is more).

XP REWARD	MONSTER IS:	
1,000xp	Local legend	d6 luck, 1 fate
5,000xp	Regional threat	3d6 luck, 3 fate
10,000xp	National threat	4d6 luck, 4 fate
50,000xp	Cultural icon	8d6 luck, 8 fate
100,000xp	Fabled monster	10d6 luck, 10 fate
500,000xp	Mythological being	60 luck, 10 fate, 1 destiny

A local legend would include a giant one-eyed grizzly bear rumoured to live in the local hills. A regional threat might include a hill giant that is terrorizing the outlying farms. A national threat would be a small dragon that is cutting a swathe of destruction throughout the kingdom. A cultural icon would be a creature such as the Medusa. A fabled monster might include an ancient dragon said to be sleeping since before written history in the caves deep below the foundations of the royal castle. A Mythological being would be a creature such as Typhon.

## [B] VANQUISHING VILLAINS (OR HEROES)

A staple of high adventure is defeating one's nemesis, be it an evil wizard in a dark tower or slaying the good king. Defeating a hero or a villain is worth 1/10th of the character's experience point total if slain or forced to flee, and 1/4th of the character's experience point total if captured or converted (even if to later be executed after a trial or sacrificed to the dark gods). They are worth more experience points if captured alive, because not only is that often more difficult, but it is more interesting to the trickster deities. Note that this means that a character's nemesis will be instinctively more likely to accept surrender, after all, in a world where magic is real who wants to insult the fates? This is group xp.

## [F] OUTSMARTING THE OPPONENT

Another staple of adventure is outsmarting the villains and solving mysteries through wordplay or sneaky tactics. If a character manages to outsmart a villain (or hero) in a matter of life and death without needing to resort to violence, and in doing so thwarts her plans, all the conspirators receive 10% of the villain's XP as group xp. If more than one villain is present, accumulate the experience points for them as well.

Furthermore, if outsmarting leads to the villain or hero's downfall and defeat (by say convincing them to cross a frozen lake where they perish) the characters involved in the trickery gain experience as if they had also vanquished the villains/heroes.

Completing your own evil (or noble) scheme without being caught or captured by heroes (or villains) uses the same experience point mechanism.

## [B] PUZZLES, TRAPS AND RIDDLES

Finding and bypassing deadly traps or elaborate puzzles and riddles is worth experience. While this is primarily rewarding a player in most cases, it is also fun. Due to the wide variety of different possible traps and puzzles (unlimited, really) it is often advisable to create custom awards for puzzles and traps. As a rough guide, you may wish to consult the following chart and adjust to taste. Experience points for traps is considered individual xp.

XP REWARD	TRAP IS:
10xp	Simple
50xp	Deadly, hidden, or complicated
200xp	Two of the above
500xp	All Three
5,000xp	Utterly diabolical

## [ B ] THE BIG SCORE

Treasure hunting can be a big part of the adventuring lifestyle, even beyond simple financing. While most treasure is its own reward, especially famous things are often about more than the money they bring. They are the sign of a master. Neither the public at large nor the trickster deities care that you knocked over a money lender and took her fortune, but the brave souls who recovered (or stole) the golden fleece is another matter entirely. Each piece of Treasure (capital T) should have its own XP reward for when it is fully acquired. A set of Treasure may contain multiple components before it is considered fully acquired, like “the seven swords of Hsan”. Below are some guidelines that can double as values for unplanned treasure.

XP REWARD	TREASURE IS:
50xp	Of local importance
100xp	A local treasure
500xp	Of national significance
1,000xp	A national treasure
5,000xp	A cultural icon
10,000xp	Mythological in nature
50,000xp	Divine

Experience points for treasures are considered group xp. As mentioned earlier, no experience is earned for stealing a hundred gold doubloons, but you might get experience as a theft of local importance for stealing the local lord’s payment for his troops even if it is the same chest of coins. Context matters. A local treasure may be the sword of the town’s founder from inside the mayor’s study. Recovering a lost eagle from one of your empire’s legions (or maybe you are the barbarians driving them out) could be of national significance while the crown jewels of the enemy royal would be a national treasure. Stealing a piece of the true cross could be a cultural icon. Recovering the golden fleece would be a treasure that is mythological in nature, while stealing fire from the gods or an apple from the tree of knowledge would be a divine treasure.

## [ F ] AN EPIC QUEST

There is a style of campaign, where the entire purpose is to fulfil some predetermined quest. Before the first characters are created everyone knows the game may be about finding a cup at the behest of a doddering king or throwing some unwanted jewellery into a geological incinerator. To qualify as a quest it has be worthy of a milestone. Upon completion of the quest each character receives experience points equal to half their current total for each new milestone they acquire (recalculated for each new milestone)

## [ B ] ROLLING “THE 2D6”

At the end of the game session, one last thing needs to be done: rolling the 2d6. This is used to improve a character’s personal items based upon the most impressive actions they have taken based on their class make up. This is where a wizard’s talisman will power up, a bard will gain more henchmen, a priest will gain a holy relic, a warrior will gain glory and fame through her trademark item and a rogue will feel the blessings of lady luck. Each class has their own different mechanics for what they are looking to score on their 2d6, but there is only ever one throw of the dice per night, that throw is applied against all of the conditions. In rare circumstances you may wish to allow a character the condition of another class to apply to their 2d6 roll. A character that is two parts warrior and one part rogue might be allowed the condition of a bard (gain a henchman on 2d6) if they managed to win some suitably impressive social conflict: for example convincing a town to rise up and sack a corrupt local count. The event in question should have earned the character a milestone and earned the player MVP status. Announce this condition is in effect BEFORE the roll of the 2d6. A character should only ever have one “out of class” benefit and never above benefit level 1. The one exception to this is if everyone thinks it is bullshit, in which case go nuts.



NEOCLASSICAL GEEK REVIVAL

10: END OF THE CAMPAIGN



## **[F] END OF THE LINE**

Your character defeated the goblin chieftain, slew the dragon and stopped the mad wizard from destroying the world, but now what? There may be other battles to fight, but those are battles for other heroes. In such a case retirement might be setting in even if you don't want it too.

Perhaps your character's career didn't end quite as comfortably, what rests in store after death? Every wizard and priest knows death isn't the end after all.

This section deals with both the effects and causes of retiring from active adventuring as well as the rules pertaining to when a character dies.

## **[F] RETIRING FROM ACTIVE ADVENTURING**

A character begins to enter retirement once she reaches the maximum level possible without breaching a new milestone. Once a character advances to the point where she should progress onto the next level further (past the milestone) the character will enter retirement.

When a character enters retirement, she loses the attention of the trickster deities. She can no longer regain luck points through time nor magic and can no longer gain new destiny or fate points. This means characters enter a downward spiral if they attempt to remain as adventurers. They should move into roles of leadership, politics, or even the simple life.

Characters can exit retirement in one of a few different methods:

### **QUEST TO PASS THE NEXT MILESTONE**

If a character is actively working towards passing the next milestone such as battling an evil wizard to save the world the character will not enter retirement. Should this battle become a 'background quest' the character frequently puts on hold to deal with personal or minor issues the character will enter retirement and will not be able to exit it in this manner unless she actually passes the milestone.

### **OTHER CHARACTERS ATTEMPT TO DESTROY THEM**

If a band of heroes or villains attempt to destroy a character, either to test their mettle or advance their own schemes, the retired character may temporarily exit retirement. Until the former retiree settles the issue with these 'up-and-comers' once and for all the character may regain luck and fate points but will re-enter retirement upon defeating them or choosing to ignore them.

## **DEATH**

If a character dies and moves on to the afterlife then retirement no longer impacts her. This may seem pointless but the rules for death will explain how it is not.

## **[F] MOVING ON TO THE AFTERLIFE**

When a player character finally meets her end it does not mean you have to stop playing them. In a fantasy game where you can visit the realm of the dead or journey to the gates of hell it should be no surprise that death is not the end.

When a character dies, it is suggested the next game session be that character's journey into the ever after. The character will go through her meeting with death and assuming the character does not evade death somehow and become a ghost, she will move to the realm of the dead. From there, the other players will take the role of some of her past friends or religious allies, and help the character to reach her preferred afterlife. This means either reaching heaven safely, or making sure you can avoid going to hell.

The character should be armed with any personal items of theirs; in the case of henchmen she will only have dead henchmen at the character's side. If any special items or wealth were buried with her in an elaborate ceremony they will also be present, including servants. If a character received a proper burial she will have an additional destiny point for use in the game session. If a character's burial or remains were defiled in some manner, the character will have no equipment and will begin the game naked and at 1 point of damage below passing out, with no luck or mana points.

Time does not pass in the same manner, so there should be some time to allow the living a chance to recover a body and give it a proper burial.



©2016 ZZARCHOV KOWOLSKI

ISBN 978-0-9882240-1-5