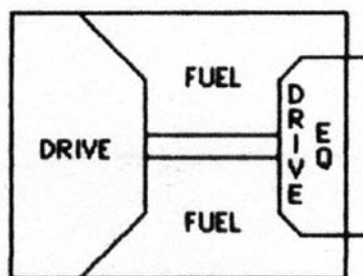
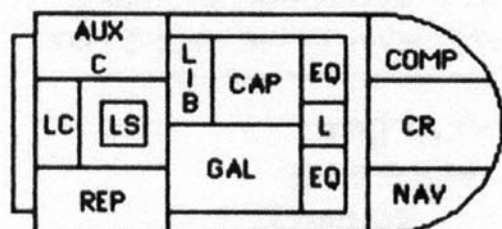


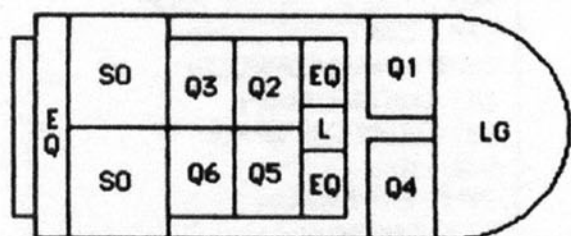
SIDE VIEW



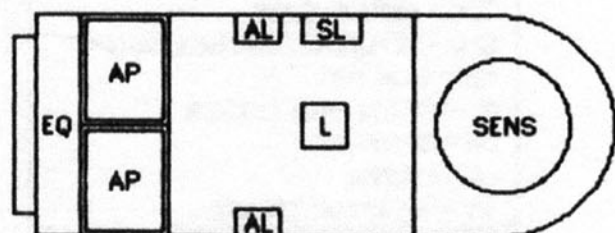
DRIVE SECTION




DECK #1



DECK #2



DECK #3



CARGO MODULE

**ALWIN CLASS
DEEP SPACE FREIGHTER**

DRIVE:

Star Drive: COM Standard
Manuever Drive: Acc 3 Max

WEAPONS:


Light Laser: 1
Hull Rating: 3 (ship)
1 (cargo mod)

Key:

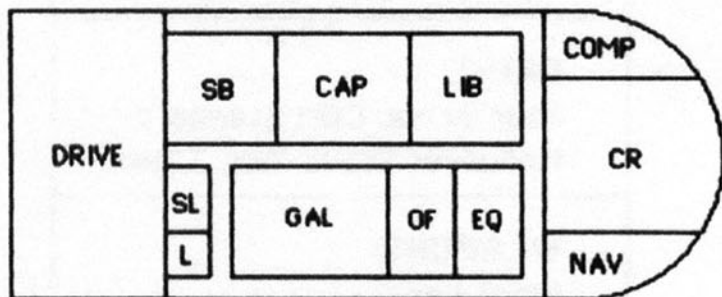
- AL - AIR LOCK
- AP - AIR PLANT
- AUX C - AUX CONTROL ROOM
- CAP - CAPTAIN'S CABIN
- COMP - COMPUTER ROOM
- CR - CONTROL ROOM
- EQ - EQUIPMENT SPACE
- GAL - GALLEY
- L - ELEVATOR (LIFT)
- LC - CARGO MOD LINKAGE CONTROL
- LIB - LIBRARY
- LS - LIGHT LASER
- REP - REPAIR SHOP
- SL - SPACE SUIT LOCKER
- SO - STORAGE
- Q1-Q6 - PASSENGER STATEROOMS

SHIP DATA:

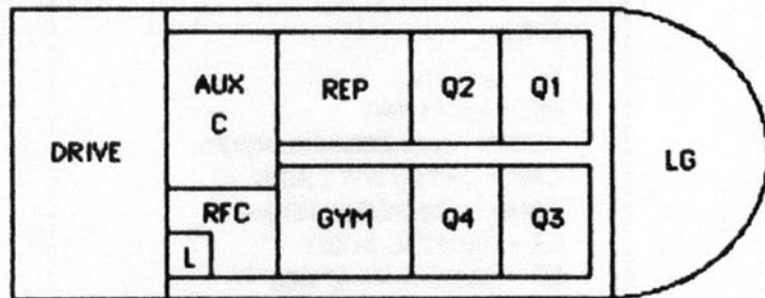
CONTROL MODULE LENGTH: 50 m	CREW: 1
ENGINE MODULE LENGTH: 35 m	PASSENGERS: 6
CARGO MODULE LENGTH: 40 m	MAX CARGO MODS: 4
CONTROL & CARGO WIDTH: 20 m	ENGINE MOD WIDTH: 24 m
CARGO MOD CAPACITY: 50000 cubic m	



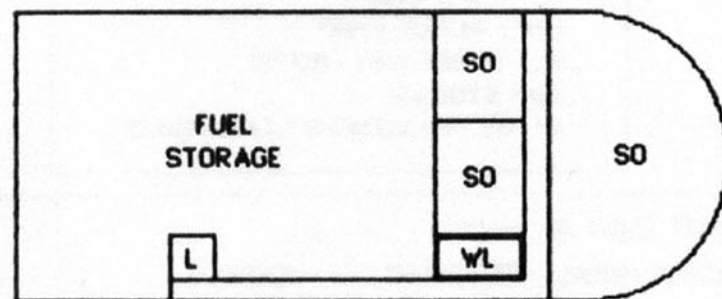
SIDE VIEW



DECK #1



DECK #2



DECK #3

**NOVA CLASS
PRIVATE SPACE YATCH**

DRIVE:

Star Drive: COM Standard
Manuever Drive: Acc 5 Max

WEAPONS:

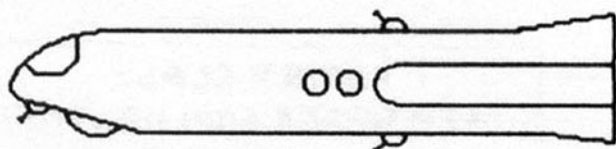
Lasers: None
Hull Rating: 1

Key:

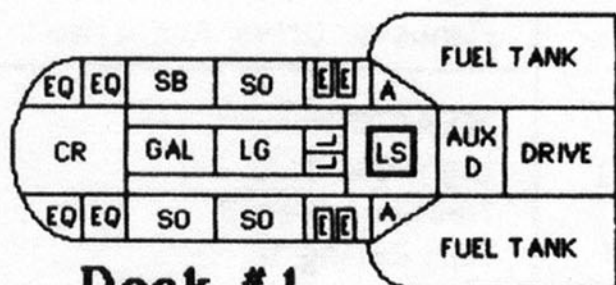
- AUX C - AUX CONTROL ROOM
- CAP - CAPTAIN'S CABIN
- COMP - MAIN COMPUTER
- CR - CONTROL ROOM
- EQ - EQUIPMENT SPACE
- GAL - GALLEY
- GYM - GYMNASIUM
- L - ELEVATOR (LIFT)
- LIB - LIBRARY
- OF - OFFICE
- Q1-Q4 - STATEROOMS (CREW)
- REP - REPAIR SHOP
- RFC - REFUELING CONTROL ROOM
- SB - SICK BAY
- SL - SPACE SUIT LOCKER
- SO - STORAGE
- LG - LOUNGE
- WL - WEAPONS LOCKER

SHIP DATA:

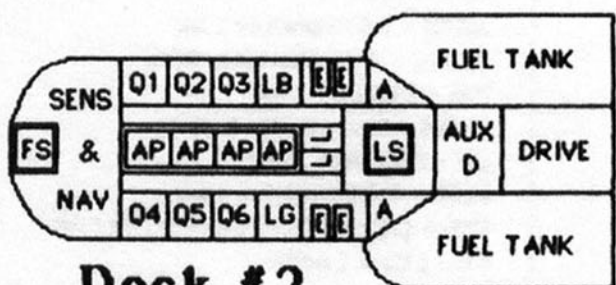
LENGTH: 72 m CREW: 5
WIDTH: 26 m RANGE: 6 Months



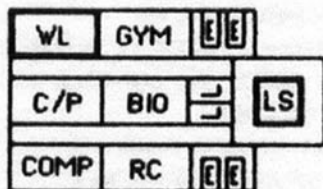
Side View



Deck #1



Deck #2



Deck #3



Deck #4

**QUESTER CLASS
PLANETARY SURVEY SHIP**

DRIVE:

Star Drive: COM Standard
Manuever Drive: Acc. 4 Max

WEAPONS:

Medium Laser: 1
Light Laser: 2
Hull Rating: 3

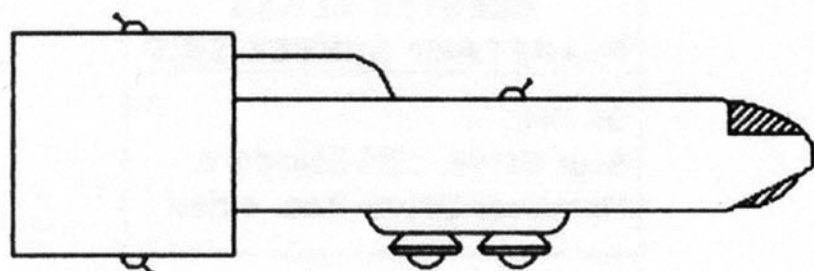
Key:

- A - AUX EQUIPMENT SPACE
- AL - AIR LOCK
- AP - AIR PLANT
- AUX D - AUX DRIVE CONTROL
- BAY - LANDING BAY DOOR
- BIO - BIOLOGY LAB
- COMP - COMPUTER LAB
- C/P - CHEMISTRY/PHYSICS LAB
- CR - CONTROL ROOM
- E - ESCAPE POD
- EQ - EQUIPMENT SPACE
- FS - FOREWARD MEDIUM LASER
- GAL - GALLEY
- GEV - AIR CAR STORAGE AREA
- GYM - GYMNASIUM
- L - ELEVATOR (LIFT)
- LG - LOUNGE /BRIEFING ROOM
- LS - LIGHT LASER
- NAV - NAVIGATION COMPUTER
- Q1-Q6 - STATEROOMS (CREW)
- SB - SICK BAY
- SENS - SENSOR PACKAGE
- SL - SPACE SUIT LOCKER
- SO - STORAGE SPACE

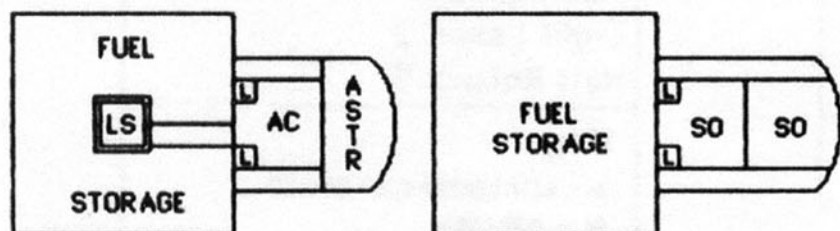
SHIP DATA:

LENGTH: 200 m
WIDTH: 50 m

CREW: 6
RANGE: 6 Months

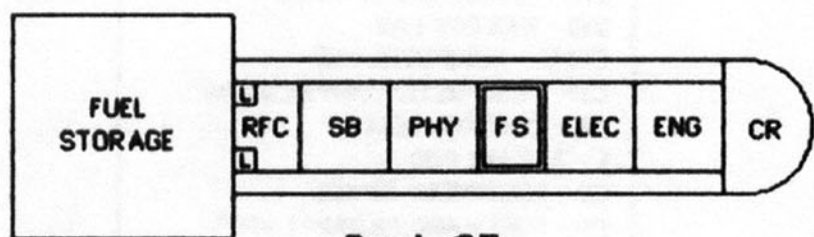


Side View

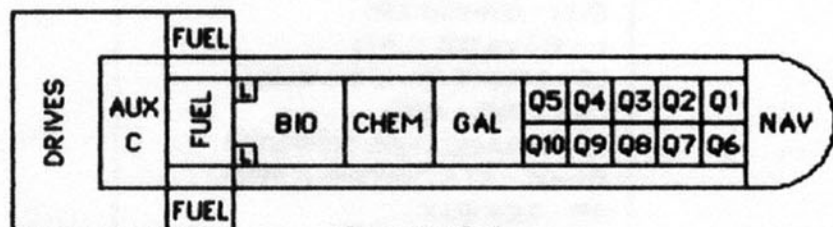


Deck #1

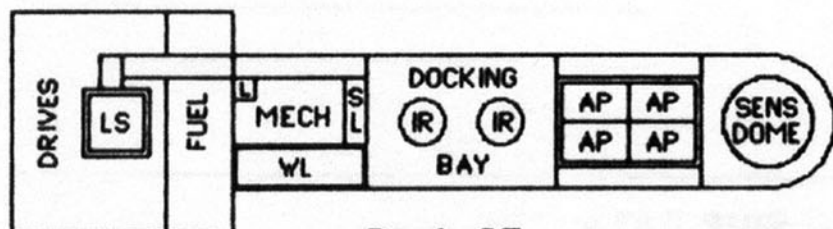
Deck #2



Deck #3



Deck #4



Deck #5

TANNER CLASS DEEP SPACE EXPLORATION CRUISER

DRIVE:

Star Drive: COM Standard
Manuever Drive: Acc 4 Max

WEAPONS:

Light Laser: 1
Medium Laser: 2
Hull Rating: 5

Key:

AP - AIR PLANT
ASTR - ASTRONOMY LAB
AUX C - AUX CONTROL ROOM
BIO - BIOLOGY LAB
CHEM - CHEMISTRY LAB
CR - CONTROL ROOM
ELEC - ELECTRONICS LAB
ENG - ENGINEERING COMPUTER LAB
FS - LIGHT LASER
GAL - GALLEY
IR - DOCKING IRIS
L - ELEVATOR (LIFT)
LS - MEDIUM LASER
MECH - MACHINE SHOP
NAV - NAVIGATION COMPUTER
PHY - PHYSICS LAB
Q1-Q10 - STATEROOMS (CREW)
RFC - REFUELING CONTROL ROOM
SB - SICK BAY
SENS - SENSOR PACKAGE
SL - SPACE SUIT LOCKER
SO - STORAGE
WL - WEAPONS LOCKER
AC - ASTRONOMY COMPUTER

SHIP DATA:

LENGTH: 350 m
MAIN BODY WIDTH: 60 m
ENGINE BODY WIDTH: 100 m
NON-ATMOSPHERIC CAPABLE
CREW: 10
RANGE: 1 Year
SHUTTLECRAFT: 2