


DATAFORTRESS 2.0.2.0

Presents:

NIGHT CITY'S MIRACLE MILE



WELCOME TO NIGHT CITY'S MIRACLE MILE. LOCATED ON NOLAND ROAD IN EAST NIGHT CITY, THE MIRACLE MILE IS A STRETCH OF ROAD BESET ON ALL SIDES BY DEALERSHIPS OF AUTOMOBILES, MOTORCYCLES, AERODYNES, EVEN BOATS AND PLANES. IF YOU ARE LOOKING FOR A RIDE, JUST HEAD ON DOWN AND CRUISE THE STRIP, YOU ARE SURE TO FIND WHAT YOU ARE LOOKING FOR.



PAGE 1 MONOCYCLES	PAGE 3 BICYCLES AND MOPEDS
PAGE 5 SCOOTERS	PAGE 9 DIRT, OFF-ROAD AND DUAL PURPOSE BIKES
PAGE 16 CRUISERS	PAGE 35 STREET AND SPORT BIKES
PAGE 67 RECUMBENTS	PAGE 78 TRIKES AND QUADS
PAGE 82 SNOWMOBILES, TREADERS, AND WALKERS	PAGE 86 CITYCARS AND COMPACTS
PAGE 110 SEDANS AND FAMILY CARS	PAGE 133 SPORT AND PERFORMANCE CARS
PAGE 173 LUXURY CARS	PAGE 187 TRUCKS, VANS, AND OFF-ROAD VEHICLES
PAGE 214 COMMERCIAL AND HEAVY EQUIPMENT	PAGE 238 PERSONAL WATERCRAFT
PAGE 245 SAIL DRIVEN BOATS	PAGE 247 POWER BOATS
PAGE 255 LARGE POWER BOATS	PAGE 262 SUBMERSIBLES
PAGE 265 HELICOPTERS	PAGE 268 OSPREYS
PAGE 269 AIRPLANES	PAGE 274 AERODYNES
PAGE 293 DIRIGIBLES	

This is just one of many articles for the Cyberpunk 2020 Roleplaying Game you can find on Datafortress 2020, the largest, most Comprehensive Cyberpunk 2020 site in the world.

Visit it at: <http://datafortress2020.oliwy.net/>

This article includes vehicles from Shirowpunk and the NCDP sourcebook – Updated 4-30-2013

MONO BIKES



BMW BOMBARDIER

Top Speed:	40 mph	Acc/Decc:	10/20
Crew:	1	Range:	100mi
Passengers:	0	Cargo:	200KG
Maneuver:	+3	SDP:	20
SP:	5	Type:	Monobike
Mass:	50kg	Cost:	25,600EB

The smaller, more ECO friendly, electricity driven, monobike. Unibikes are gaining popularity due to their size and maneuverability. It doesn't have the top speed of the other mono bikes, but due to its electric motor it is legal on sidewalks, in buildings, pretty much everywhere. It recharges from any standard wall socket, and a full charge takes about an hour.

SPECIAL EQUIPMENT: none



HONDA UNIT

Top Speed:	55mph	Acc/Decc:	15/30
Crew:	1	Range:	150mi
Passengers:	0	Cargo:	0KG
Maneuver:	+3	SDP:	20
SP:	5	Type:	Monobike
Mass:	60kg	Cost:	15,000EB

Due to popularity of BMW's Bombardier and pirate, Honda gets in on the act with this lower powered monobike that's perfect for beginners.

SPECIAL EQUIPMENT: none



SUZUKI MONOSPORT

Top Speed:	65mph	Acc/Decc:	18/35
Crew:	1	Range:	200mi
Passengers:	0	Cargo:	10kg
Maneuver:	+4	SDP:	30
SP:	10	Type:	Monobike
Mass:	80kg	Cost:	26,00EB

An off-road mono-bike, extremely maneuverable and agile, this vehicle is able to maneuver just about any terrain, and tough enough to do it in style.

SPECIAL EQUIPMENT: GPS, CB radio,



HONDA UNIT MX

Top Speed:	80mph	Acc/Decc:	20/40
Crew:	1	Range:	200mi
Passengers:	1	Cargo:	0kg
Maneuver:	+3	SDP:	25
SP:	5	Type:	Monobike
Mass:	75kg	Cost:	28,000EB

This is the beefier, faster version of the standard Honda Unit.

SPECIAL EQUIPMENT: none



KUNDALINI ONE

Top Speed:	120mph	Acc/Decc:	20/40
Crew:	1	Range:	175mi
Passengers:	1	Cargo:	0kg
Maneuver:	+4	SDP:	20
SP:	5	Type:	Monobike
Mass:	60kg	Cost:	32,000EB

Kundalini's first foray into the monobike market comes out strong. It's smaller gas tank leaves it with less range than it's Honda counterpart, but it's performance far outstrips it.

SPECIAL EQUIPMENT: none



SUZUKI MD-R10

Top Speed:	180mph	Acc/Decc:	23/40
Crew:	1	Range:	150mi
Passengers:	1	Cargo:	0kg
Maneuver:	+1	SDP:	30
SP:	5	Type:	Monobike
Mass:	200kg	Cost:	EB

A racing monobike built to compete with the BMW Pirate. It's faster but far less maneuverable and twice as heavy.

SPECIAL EQUIPMENT: none



BMW PIRATE

Top Speed:	160 mph	Acc/Decc:	20/40
Crew:	1	Range:	300mi
Passengers:	0	Cargo:	200KG
Maneuver:	+1	SDP:	40
SP:	8	Type:	Monobike
Mass:	100kg	Cost:	75,600EB

Originally introduced as a military vehicle, BMW has started selling pirates to the civilian market. While public reaction was originally disappointing BMW has managed to garner attention by creating Pirate race circuits, originally exclusive to Europe, these races have begun to pop up in North and South America, and most recently the races have become extremely popular in the desert environments of Australia and North Africa.

SPECIAL EQUIPMENT: none



HARLEY INSANO

Top Speed:	200mph	Acc/Decc:	25/40
Crew:	1	Range:	100mi
Passengers:	0	Cargo:	0kg
Maneuver:	-1	SDP:	15
SP:	5	Type:	Monobike
Mass:	100kg	Cost:	EB

This monobike is as light as a pirate, but outperforms the Kundalini MD-R10 ridiculously. It's forward front design however requires an overly complex gyrostabilizer system, and reduces it's maneuverability so badly that it kind of misses the point of being a monobike. Also, zipping along at 200mph with your face inches from the pavement, at bumper height of most vehicles, ensures that anyone riding this bike lives up to the name.

SPECIAL EQUIPMENT: none

BICYCLES AND MOPEDS



HONDA ARGOLIS LINE BICYCLES

Top Speed:	special	Acc/Decc:	special
Crew:	1	Range:	NA
Passengers:	0	Cargo:	0
Maneuver:	+2	SDP:	10
SP:	5	Type:	cycle
Mass:	12kg	Cost:	150EB

Bicycles are making a comeback, and the Argolis line from Honda represents the finest in ten speeds. Available in three different styles, standard, pro, and elite, these bicycles are a perfect way to keep in shape and save money.

SPECIAL EQUIPMENT: limited off-road capability,



CADENCE CHAP

Top Speed:	special	Acc/Decc:	special
Crew:	1	Range:	NA
Passengers:	0	Cargo:	KG
Maneuver:	+2	SDP:	10
SP:	5	Type:	cycle
Mass:	15kg	Cost:	160EB

An elegant, eye-catching, and entirely unique bicycle from Cadence.

SPECIAL EQUIPMENT:



CADENCE KRONOTEK

Top Speed:	20 MPH	Acc/Decc:	10/40
Crew:	1	Range:	20mi
Passengers:	0	Cargo:	0KG
Maneuver:	+2	SDP:	10
SP:	5	Type:	cycle
Mass:	15kg	Cost:	250EB

This bicycle, built on the finest racing frame in the world, also features an extremely lightweight engine charged from the pedals, capable of kicking in for additional power on hard climbs, or just to give the rider a break. Fully legal in most cycling races, this bike was the winner of the Tour De France 2 years in a row.

SPECIAL EQUIPMENT: none



CITROEN LOOPER

Top Speed:	40 mph	Acc/Decc:	10/25
Crew:	1	Range:	80mi
Passengers:	0	Cargo:	0KG
Maneuver:	0	SDP:	25
SP:	5	Type:	cycle
Mass:	11kg	Cost:	80EB

A true portabike, the entire cycle weighs only 27 pounds and folds up small enough to be carried like a backpack.

SPECIAL EQUIPMENT: none



HARLEY BLUE

Top Speed:	40 mph	Acc/Decc:	8/30
Crew:	1	Range:	50mi
Passengers:	0	Cargo:	0KG
Maneuver:	+2	SDP:	20
SP:	5	Type:	cycle
Mass:	12kg	Cost:	150EB

The Harley Blue is really nothing more than a motorized bicycle. It is perfect for sight seeing, getting around short distances, and courier work. It is also used by most police departments for their bicycle patrol. For an added treat the engine can be disengaged and the bike becomes pedal powered.

SPECIAL EQUIPMENT: none



CITROEN MARTIN

Top Speed:	40 mph	Acc/Decc:	30/45
Crew:	1	Range:	50mi
Passengers:	0	Cargo:	0KG
Maneuver:	+1	SDP:	10
SP:	5	Type:	cycle
Mass:	25kg	Cost:	250EB

An electric moped from Citroen, it folds up for easy storage, and can fit easily inside even a citycar trunk. Recharges from any wall socket in 6 hours.

SPECIAL EQUIPMENT: none



HONDA SPARTAN

Top Speed:	45 mph	Acc/Decc:	10/30
Crew:	1	Range:	60mi
Passengers:	0	Cargo:	0KG
Maneuver:	+2	SDP:	20
SP:	5	Type:	cycle
Mass:	12kg	Cost:	200EB

Honda's version of the Harley Blue, rugged and made for remote trails and the most difficult mountain bike terrain.

SPECIAL EQUIPMENT: none

SCOOTERS



HONDA ELECTRIC BOOGALOO

Top Speed:	30 mph	Acc/Decc:	5/25
Crew:	1	Range:	30mi
Passengers:	0	Cargo:	0KG
Maneuver:	+1	SDP:	15
SP:	5	Type:	cycle
Mass:	15kg	Cost:	100EB

The smallest, most attractive compact, most efficient, electric folding scooter on the market. The whole thing folds up to the size of a briefcase, and only weighs about 30 lbs. It fits anywhere and recharges in half an hour from any standard socket.

SPECIAL EQUIPMENT: built in digital music player




HONDA SKOOT

Top Speed:	35 mph	Acc/Decc:	5/25
Crew:	1	Range:	50mi
Passengers:	0	Cargo:	0KG
Maneuver:	+1	SDP:	15
SP:	5	Type:	cycle
Mass:	25kg	Cost:	100EB

Remember the scooters you had when you were a kid, you used to push yourself around on one foot and all the kids with skateboards beat you up. Well now you can relive those days and you don't even have to push. The Skoot also folds into a neat lightweight package you can carry with ease. Legal almost everywhere, even the sidewalks, and faster than walking.

SPECIAL EQUIPMENT: none



SUZUKI SCOOTYPLUS

Top Speed:	45 mph	Acc/Decc:	15/20
Crew:	1	Range:	40mi
Passengers:	0	Cargo:	0KG
Maneuver:	+2	SDP:	15
SP:	5	Type:	cycle
Mass:	10kg	Cost:	200EB

A fold up scooter, perfect for sararimen, fits in most any trunk.

SPECIAL EQUIPMENT: none

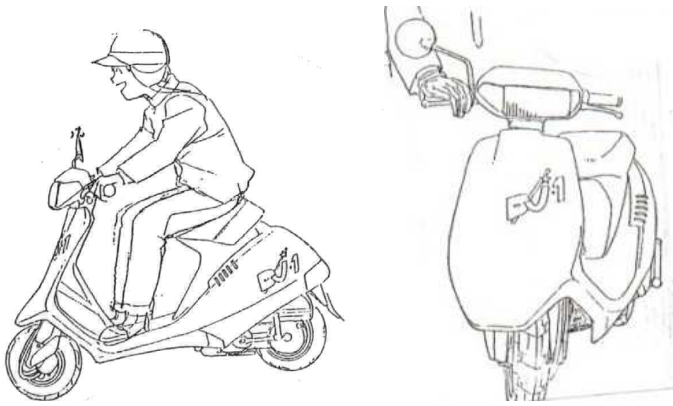


CITROEN FETCH

Top Speed:	45mph	Acc/Decc:	10/25
Crew:	1	Range:	50mi
Passengers:	0	Cargo:	20KG
Maneuver:	+1	SDP:	20
SP:	5	Type:	cycle
Mass:	kg	Cost:	150EB

An inexpensive, but reliable, folding scooter. These are ridiculously common sights all over Europe.

SPECIAL EQUIPMENT: none



SUZUKI GITALONG

Top Speed:	50 mph	Acc/Decc:	15/30
Crew:	1	Range:	250mi
Passengers:	0	Cargo:	0KG
Maneuver:	0	SDP:	12
SP:	5	Type:	cycle
Mass:	25kg	Cost:	300EB

A standard scooter, extremely popular in both the East and the West.

SPECIAL EQUIPMENT: none



BMW ROUNDABOUT

Top Speed:	65 mph	Acc/Decc:	10/30
Crew:	1	Range:	175mi
Passengers:	1	Cargo:	0KG
Maneuver:	+0	SDP:	20
SP:	5	Type:	cycle
Mass:	20kg	Cost:	600EB

A simple scooter for the citizen on a budget. Excellent for getting around town, or for renting to tourists.

SPECIAL EQUIPMENT: none



CITROEN LASSA

Top Speed:	60 mph	Acc/Decc:	12/45
Crew:	1	Range:	60mi
Passengers:	0	Cargo:	50KG
Maneuver:	+2	SDP:	25
SP:	5	Type:	cycle
Mass:	45kg	Cost:	500EB

A small and inexpensive, but very durable, electric scooter. Very popular in the rougher urban environments.

SPECIAL EQUIPMENT: recharges from any wall socket in 5 hours.



KUNDALINI FELIX

Top Speed:	65 mph	Acc/Decc:	15/30
Crew:	1	Range:	250mi
Passengers:	1	Cargo:	0KG
Maneuver:	+1	SDP:	10
SP:	5	Type:	cycle
Mass:	28kg	Cost:	800EB

A sleek motor scooter, perfect for a romantic weekend of sightseeing or for merely getting around town.

SPECIAL EQUIPMENT: none



HONDA MAJRO

Top Speed:	65 mph	Acc/Decc:	15/30
Crew:	1	Range:	250mi
Passengers:	0	Cargo:	0KG
Maneuver:	0	SDP:	15
SP:	5	Type:	cycle
Mass:	45kg	Cost:	1000EB

A recumbent scooter with a roof, perfect for couriers, or just getting around.

SPECIAL EQUIPMENT: none



KAWASAKI UC-354

Top Speed:	80 mph	Acc/Decc:	15/20
Crew:	1	Range:	300mi
Passengers:	1	Cargo:	0KG
Maneuver:	+2	SDP:	25
SP:	5	Type:	cycle
Mass:	90kg	Cost:	1400EB

For a scooter pretending to be a motorcycle, its pretty stylin'.

SPECIAL EQUIPMENT:



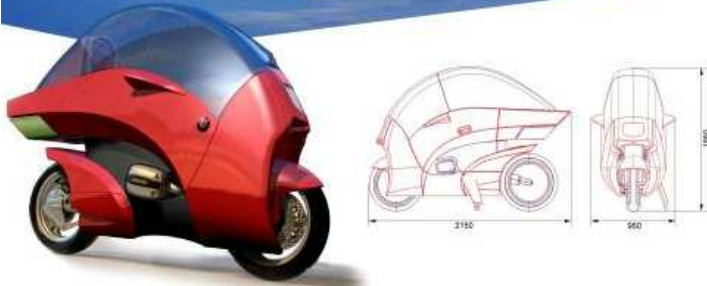
CITROEN CONCHITA

Top Speed:	80 mph	Acc/Decc:	10/30
Crew:	1	Range:	250mi
Passengers:	1	Cargo:	200KG
Maneuver:	-1	SDP:	40
SP:	5	Type:	cycle
Mass:	140kg	Cost:	9000EB

It's not pretty, and it's not light, but it is a beast of a workhorse. The Citroen Conchita is extremely popular in the third world due to its large cargo capacity and rugged durability.

SPECIAL EQUIPMENT: none

MONOTRACE



BMW MONOTRACE

Top Speed:	80 mph	Acc/Decc:	15/20
Crew:	1	Range:	320mi
Passengers:	0	Cargo:	40KG
Maneuver:	+2	SDP:	20
SP:	5	Type:	cycle
Mass:	70kg	Cost:	1300EB

This fully enclosed scooter is the cheapest available alternative to a citycar.

SPECIAL EQUIPMENT: audio entertainment system



MOBILITY BMW LIFESTYLE

Top Speed:	80 mph	Acc/Decc:	15/30
Crew:	1	Range:	250mi
Passengers:	0	Cargo:	75KG
Maneuver:	0	SDP:	15
SP:	5	Type:	cycle
Mass:	50kg	Cost:	2000EB

The BMW Mobility and Lifestyle are the only two motor scooters which can legally travel on interstates due to their high speeds. The only real differences between the two is that the Mobility is strictly for the streets while the Lifestyle has off-road capability. For an additional 500eb both models can be fitted with sliding side panels that completely enclose the operator when sealed.

SPECIAL EQUIPMENT: none (off road capable)

DIRT, OFF-ROAD, AND DUAL PURPOSE BIKES



SUZUKI APRAYA

Top Speed:	40 mph	Acc/Decc:	20/40
Crew:	1	Range:	250mi
Passengers:	1	Cargo:	0KG
Maneuver:	+1	SDP:	20
SP:	5	Type:	cycle
Mass:	40kg	Cost:	750EB

A very small but durable folding dirt bike, compacts into a small enough size to fit into a large trunk, ideal as an emergency back up vehicle.

SPECIAL EQUIPMENT: off-road capability,



SUZUKI TRICKER

Top Speed:	60 mph	Acc/Decc:	15/45
Crew:	1	Range:	380mi
Passengers:	0	Cargo:	0KG
Maneuver:	+1	SDP:	20
SP:	5	Type:	cycle
Mass:	35kg	Cost:	1,200EB

A very lightweight, small dirtbike, popular with young teens and trick riders.

SPECIAL EQUIPMENT: off road capable



MITSUBISHI SURVIVOR

Top Speed:	80 mph	Acc/Decc:	20/40
Crew:	1	Range:	280mi
Passengers:	0	Cargo:	0KG
Maneuver:	0	SDP:	15
SP:	5	Type:	cycle
Mass:	50kg	Cost:	800EB

Your basic off-road bike, with a large nomad following.

SPECIAL EQUIPMENT: off-road capable



SUZUKI ELREKA

Top Speed:	95 mph	Acc/Decc:	15/30
Crew:	1	Range:	100mi
Passengers:	1	Cargo:	0KG
Maneuver:	+2	SDP:	15
SP:	5	Type:	cycle
Mass:	23kg	Cost:	1800EB

A folding dirtbike, faster than you would expect, and able to fit into a standard car trunk.

SPECIAL EQUIPMENT: off-road capability,



SUZUKI ABLE

Top Speed:	95mph	Acc/Decc:	15/30
Crew:	1	Range:	200MI
Passengers:	1	Cargo:	0KG
Maneuver:	+1	SDP:	20
SP:	5	Type:	cycle
Mass:	kg	Cost:	1200EB

A simple but stylish dual purpose bike, equally at home on dirt or pavement.

SPECIAL EQUIPMENT: off road capable



KAWASAKI DB-420

Top Speed:	100 mph	Acc/Decc:	25/45
Crew:	1	Range:	300mi
Passengers:	1	Cargo:	0KG
Maneuver:	+1	SDP:	40
SP:	15	Type:	cycle
Mass:	40kg	Cost:	1500EB

A lightly armored dirt bike, popular as a nomad outrider and scout cycle.

SPECIAL EQUIPMENT: off road capable




MITSUBISHI SAYONARA

Top Speed:	110 mph	Acc/Decc:	23/40
Crew:	1	Range:	275mi
Passengers:	1	Cargo:	0KG
Maneuver:	+1	SDP:	20
SP:	5	Type:	cycle
Mass:	48kg	Cost:	1,175EB

Another off-road bike, a bit heavy for moto-cross, but its not designed for that anyway, more for traveling across rough terrain and the ruined highways of the American wastelands.

SPECIAL EQUIPMENT: off-road capable



HONDA MOTO

Top Speed:	110 mph	Acc/Decc:	25/40
Crew:	1	Range:	400mi
Passengers:	1	Cargo:	20KG
Maneuver:	0	SDP:	25
SP:	5	Type:	cycle
Mass:	62kg	Cost:	2,000EB

A dual purpose bike, equally at home on road as it is off.

SPECIAL EQUIPMENT: none



KAWASAKI YX-758

Top Speed:	115 mph	Acc/Decc:	25/40
Crew:	1	Range:	290mi
Passengers:	1	Cargo:	0KG
Maneuver:	+2	SDP:	25
SP:	10	Type:	cycle
Mass:	40kg	Cost:	1,400EB

Lightweight, agile, and fast, the perfect motorcross bike for anyone's needs, extremely popular with sport riders and nomads.

SPECIAL EQUIPMENT: off-road capable



KAWASAKI JUMPER

Top Speed:	120 mph	Acc/Decc:	27/45
Crew:	1	Range:	300mi
Passengers:	0	Cargo:	0KG
Maneuver:	+1	SDP:	15
SP:	5	Type:	cycle
Mass:	30kg	Cost:	800EB

An excellent moto-cross bike, it was this bike that was ridden by both first and third place riders in last year's championship races.

SPECIAL EQUIPMENT: off road capable



KAWASAKI IRONHORSE

Top Speed:	120 mph	Acc/Decc:	23/45
Crew:	1	Range:	350mi
Passengers:	1	Cargo:	0KG
Maneuver:	+1	SDP:	25
SP:	15	Type:	cycle
Mass:	48kg	Cost:	2200EB

The Ironhorse is what happens when you add light armor to a motocross machine and sell it to the public. Fully off-road capable, hell even with the added weight this bike can still compete in the dirt competitions. In fact this is the bike of choice in the more violent motocross races of the underground.

SPECIAL EQUIPMENT: off road capable



KAWASAKI/YAMAHA TRR 200

Top Speed:	120 mph	Acc/Decc:	20/35
Crew:	1	Range:	220mi
Passengers:	1	Cargo:	0KG
Maneuver:	+2	SDP:	20
SP:	5	Type:	cycle
Mass:	35kg	Cost:	1500EB

An excellent motocross bike, extremely popular with nomad outriders and scouts.

SPECIAL EQUIPMENT: off-road capability,



KAWASAKI KTM

Top Speed:	120 mph	Acc/Decc:	25/35
Crew:	1	Range:	220mi
Passengers:	1	Cargo:	0KG
Maneuver:	+2	SDP:	25
SP:	15	Type:	cycle
Mass:	28kg	Cost:	1800EB

A very sleek motocross bike, lightly armored extremely popular with nomad outriders and scouts.

SPECIAL EQUIPMENT: off-road capability,



KUNDALINI STYLIN'

Top Speed:	120 mph	Acc/Decc:	20/45
Crew:	1	Range:	320mi
Passengers:	0	Cargo:	0KG
Maneuver:	+1	SDP:	15
SP:	5	Type:	cycle
Mass:	40kg	Cost:	900EB

The Stylin' is a popular bike among trick riders, it also serves well as an off-road bike.

SPECIAL EQUIPMENT: off-road capable



SUZUKI MTT-X

Top Speed:	120mph	Acc/Decc:	27/40
Crew:	1	Range:	200MI
Passengers:	1	Cargo:	0KG
Maneuver:	+2	SDP:	30
SP:	5	Type:	cycle
Mass:	35kg	Cost:	2200EB

This motocross racer from Suzuki is lighter than anything in it's class and very durable.

SPECIAL EQUIPMENT: off road capable




HONDA NSR

Top Speed:	120 mph	Acc/Decc:	25/35
Crew:	1	Range:	300mi
Passengers:	1	Cargo:	0KG
Maneuver:	+1	SDP:	20
SP:	5	Type:	cycle
Mass:	58kg	Cost:	1900EB

Combination street and dirt bike from Honda.

SPECIAL EQUIPMENT: off-road capability,



HARLEY GOATSGRUFF

Top Speed:	120 mph	Acc/Decc:	30/35
Crew:	1	Range:	300mi
Passengers:	0	Cargo:	0KG
Maneuver:	+2	SDP:	45
SP:	20	Type:	cycle
Mass:	120kg	Cost:	11,500EB

Originally developed for military applications, it was instead sold to the general public when civilian interest in the project skyrocketed. An unmodified Goatsgruff won the Baja1000 this year in Mexico, which only served to further blow its popularity through the roof and cement the bike as one of the worlds best off-road motorcycles in production.

SPECIAL EQUIPMENT: Off-road capable, GPS



MISTUBISHI KIKAIDER

Top Speed:	130 mph	Acc/Decc:	28/40
Crew:	1	Range:	400MI
Passengers:	1	Cargo:	0KG
Maneuver:	+2	SDP:	20
SP:	5	Type:	cycle
Mass:	60kg	Cost:	2,800EB

Mitsubishi's most popular motorcross bike, respected worldwide and seen in virtually every off-road cycle venue on earth, from Baja endurance races, to sprints, to stunt shows.

SPECIAL EQUIPMENT: off road capable



KAWASAKI/YAMAHA ELECTROMAD

Top Speed:	130mph	Acc/Decc:	25/30
Crew:	1	Range:	400MI
Passengers:	1	Cargo:	0KG
Maneuver:	+2	SDP:	30
SP:	5	Type:	cycle
Mass:	38kg	Cost:	4,000EB

This innovative hybrid bike is the first of its kind geared for motocross. The hubless front wheel may not be the best choice for the rough world of motocross, but it can be replaced with standard forks and wheel as an after purchase customization.

SPECIAL EQUIPMENT: off road capable



SUZUKI CRICKET

Top Speed:	140 mph	Acc/Decc:	25/40
Crew:	1	Range:	250mi
Passengers:	1	Cargo:	0KG
Maneuver:	+1	SDP:	20
SP:	10	Type:	cycle
Mass:	40kg	Cost:	3750EB

The Cricket is extremely lightweight and agile, excellent for off-road use and stunt work.

SPECIAL EQUIPMENT: off-road capability, digital control surface,



KAWASAKI KTM-XS

Top Speed:	140 mph	Acc/Decc:	25/45
Crew:	1	Range:	360mi
Passengers:	1	Cargo:	0KG
Maneuver:	+1	SDP:	15
SP:	10	Type:	cycle
Mass:	75kg	Cost:	4,000EB

A popular motorcross bike, good competition for the Kikaider.

SPECIAL EQUIPMENT: off-road capable



SUZUKI DIRTSTORM

Top Speed:	145mph	Acc/Decc:	28/45
Crew:	1	Range:	MI
Passengers:	0	Cargo:	0KG
Maneuver:	+2	SDP:	25
SP:	5	Type:	cycle
Mass:	100kg	Cost:	6,000EB

A heavy motocross bike, durable enough to withstand the harshest terrain.

SPECIAL EQUIPMENT: off road capable



HARLEY GOATSHORN

Top Speed:	145mph	Acc/Decc:	30/35
Crew:	1	Range:	300mi
Passengers:	0	Cargo:	0KG
Maneuver:	+1	SDP:	45
SP:	10	Type:	cycle
Mass:	110kg	Cost:	9,000EB

A more streamlined version of the goats gruff. Like its more rugged sibling, the Goatshorn utilizes a two wheel drive system for enhanced traction, stability, and acceleration.

SPECIAL EQUIPMENT: off road capable




KUNDALINI F-784

Top Speed:	160 mph	Acc/Decc:	20/35
Crew:	1	Range:	300mi
Passengers:	1	Cargo:	0KG
Maneuver:	+1	SDP:	40
SP:	10	Type:	cycle
Mass:	140kg	Cost:	8,250EB

A large powerful off-road bike, the F-784 is the perfect tool to reach those hard to get to places, like the tops of mountains, the hearts of swamps..... well not really, but it does manage some impressive off-road feats, especially for a bike of its size and weight.

SPECIAL EQUIPMENT: off-road capability,



CITROEN RHINOCYCLE

Top Speed:	180 mph	Acc/Decc:	20/30
Crew:	1	Range:	350mi
Passengers:	0	Cargo:	80KG
Maneuver:	0	SDP:	45
SP:	25	Type:	cycle
Mass:	265kg	Cost:	23,700EB

This very heavy bike from Citroen was originally designed for military use, but was rejected due to the weight. However it has since found favor in motocross and endurance racing venues due to its durability and toughness. Nomads have also become quite enamored with it.

SPECIAL EQUIPMENT: OFF-ROAD CAPABLE, GPS,



KUNDALINI VEGA

Top Speed:	200 mph	Acc/Decc:	30/45
Crew:	1	Range:	350mi
Passengers:	0	Cargo:	0KG
Maneuver:	+1/-2	SDP:	35
SP:	20	Type:	cycle
Mass:	85kg	Cost:	21,900EB

The Vega is a very sturdy and very fast bike, popular with street racers and its off-road capability makes it as equally popular with nomads.

SPECIAL EQUIPMENT: off-road capability,

CRUISERS



SUZUKI MC-300

Top Speed:	80 mph	Acc/Decc:	15/45
Crew:	1	Range:	250mi
Passengers:	0	Cargo:	0KG
Maneuver:	0	SDP:	15
SP:	5	Type:	cycle
Mass:	35kg	Cost:	600EB

This bike comes in two versions, the first (shown above) is a low powered beginners bike, perfect for teaching a new rider, the second is a moto-cross version.

SPECIAL EQUIPMENT: limited off-road capability,



HONDA R-4030

Top Speed:	100 mph	Acc/Decc:	20/35
Crew:	1	Range:	300mi
Passengers:	0	Cargo:	0KG
Maneuver:	+1	SDP:	10
SP:	5	Type:	cycle
Mass:	50kg	Cost:	700EB

A basic bike, perfect for beginners, or for those who like to tinker around with their machines without making an investment.

SPECIAL EQUIPMENT: limited off-road capability,



CADENCE GLAMOURE

Top Speed:	100 mph	Acc/Decc:	25/40
Crew:	1	Range:	380mi
Passengers:	0	Cargo:	00KG
Maneuver:	0	SDP:	15
SP:	5	Type:	cycle
Mass:	55kg	Cost:	1500EB

The Glamour is touring bike, popular to both enthusiasts and collectors. A beautiful bike.

SPECIAL EQUIPMENT: limited off-road capability,



HARLEY LOTEK

Top Speed:	100 mph	Acc/Decc:	25/45
Crew:	1	Range:	400mi
Passengers:	0	Cargo:	0KG
Maneuver:	-1	SDP:	10
SP:	5	Type:	cycle
Mass:	45kg	Cost:	500EB

The lowest priced and most absolutely basic bike in the Harley collection. Popular as a second bike, or among young nomads needing something without spending their entire savings.

SPECIAL EQUIPMENT: limited off-road capability,



HARLEY HOPPER

Top Speed:	100 mph	Acc/Decc:	20/40
Crew:	1	Range:	300mi
Passengers:	0	Cargo:	0KG
Maneuver:	-1	SDP:	15
SP:	5	Type:	cycle
Mass:	40kg	Cost:	800EB

A chopper styled bike for everyone, because everyone can afford it.

SPECIAL EQUIPMENT: limited off-road capability,

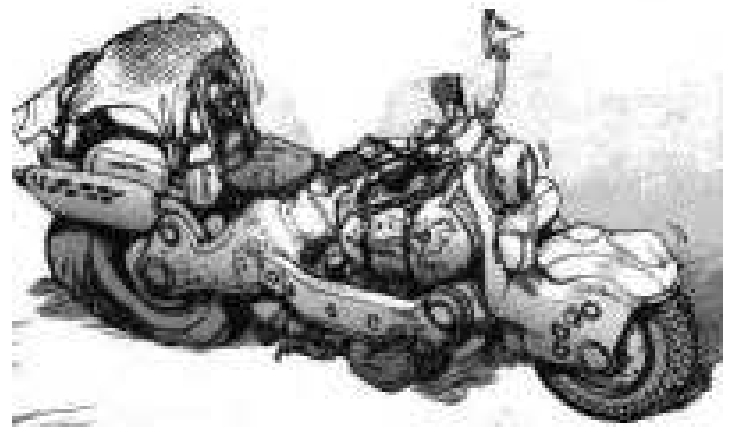


CADENCE VANDAL

Top Speed:	100 mph	Acc/Decc:	25/40
Crew:	1	Range:	400mi
Passengers:	1	Cargo:	20KG
Maneuver:	0	SDP:	45
SP:	5	Type:	cycle
Mass:	52kg	Cost:	900EB

The lowest priced vehicle available from Cadence, but don't let that fool you. This bike is just as worthy as even the most high price Harley, and the Cadence name lets you know its the cream of the crop.

SPECIAL EQUIPMENT: limited off-road capability,




THE HUN (from Shirowpunk Conversions)

Top Speed:	100 mph	Acc/Dcc	18/30
Crew:	1	Range:	230mi
Passengers:	0	Cargo:	50 kg
Maneuver:	+2	SDP:	30
SP:	5	Type:	cycle
Mass:	120 kg	Cost:	6,670eb

Your average nomad bike. From the looks of it I would say it handles pretty well off road as well as on pavement. It also seems pretty sturdy and reliable. (*Ghost In The Shell*)

Special equipment: limited off-road capability, , radio,




BORG BIKE (from Shirowpunk Conversions)

Top Speed:	100 mph	Acc/Dcc	10/25
Crew:	1	Range:	200mi
Passengers:	0	Cargo:	45 kg
Maneuver:	+1	SDP:	40
SP:	5	Type:	cycle
Mass:	160 kg	Cost:	6,000eb

This is a massive motorcycle built especially for the larger cyborgs. This bike was made to handle off-road terrain as well as the streets. This bike makes use of drive by wire technology, and its shocks are specially calibrated for the weight of a cyborg. It also has an optional sidecar. (*Appleseed*)

Special equipment: Off-road capability, radio, optional side car.



HARLEY FAIRCHILD

Top Speed:	100 mph	Acc/Decc:	25/45
Crew:	1	Range:	360mi
Passengers:	1 (+1)	Cargo:	200KG
Maneuver:	-2	SDP:	15
SP:	5	Type:	cycle
Mass:	150kg	Cost:	1,600EB

A simple bike with removable side car, popular with nomads, and families as a weekend cruiser.

SPECIAL EQUIPMENT: limited off-road capability,



HONDA TAKI

Top Speed:	110 mph	Acc/Decc:	20/45
Crew:	1	Range:	300mi
Passengers:	1	Cargo:	0KG
Maneuver:	+1	SDP:	10
SP:	5	Type:	cycle
Mass:	45kg	Cost:	900EB

A popular off-road bike, popular for getting across the less civilized areas. Also used by many stunt performers as a show bike.

SPECIAL EQUIPMENT: limited off-road capability,



HARLEY GLAIVE

Top Speed:	110 mph	Acc/Decc:	20/45
Crew:	1	Range:	300mi
Passengers:	0	Cargo:	0KG
Maneuver:	+1	SDP:	10
SP:	5	Type:	cycle
Mass:	40kg	Cost:	1500EB

A beautiful classic styled ride, the perfect machine to leave your signature on the road.

SPECIAL EQUIPMENT: limited off-road capability,




HONDA R-4080

Top Speed:	110 mph	Acc/Decc:	25/35
Crew:	1	Range:	340mi
Passengers:	1	Cargo:	0KG
Maneuver:	+1	SDP:	15
SP:	5	Type:	cycle
Mass:	55kg	Cost:	1000EB

A bit better performing bike than the R-4030, with improved speed and acceleration. A good solid bike, well worth the price.

SPECIAL EQUIPMENT: limited off-road capability,



HONDA RUSTLER

Top Speed:	110 mph	Acc/Decc:	20/35
Crew:	1	Range:	330mi
Passengers:	1	Cargo:	20KG
Maneuver:	0	SDP:	40
SP:	20	Type:	cycle
Mass:	95kg	Cost:	1750EB

The Rustler is your standard touring bike from Honda. Nothing special or fancy, just dependable and easy to maintain.

SPECIAL EQUIPMENT: limited off-road capability,



HARLEY XENOMORPH

Top Speed:	110 mph	Acc/Decc:	20/35
Crew:	1	Range:	300mi
Passengers:	1	Cargo:	0KG
Maneuver:	0	SDP:	20
SP:	5	Type:	cycle
Mass:	75kg	Cost:	1200EB

An other worldly chopper design from Harley.

SPECIAL EQUIPMENT: limited off-road capability,



HARLEY BLACKRYDER

Top Speed:	110mph	Acc/Decc:	20/40
Crew:	1	Range:	250mi
Passengers:	0	Cargo:	0KG
Maneuver:	0	SDP:	20
SP:	5	Type:	cycle
Mass:	80kg	Cost:	1900EB

A simple chopper

SPECIAL EQUIPMENT: limited off-road capability,



SUZUKI BARD

Top Speed:	115 mph	Acc/Decc:	23/40
Crew:	1	Range:	340mi
Passengers:	1	Cargo:	0KG
Maneuver:	+1	SDP:	15
SP:	0	Type:	cycle
Mass:	45kg	Cost:	1000EB

Low maintenance and great mileage make the Bard a popular choice among nomads.

SPECIAL EQUIPMENT: limited off-road capability,



HARLEY "75"

Top Speed:	120 mph	Acc/Decc:	25/45
Crew:	1	Range:	375MI
Passengers:	2	Cargo:	0KG
Maneuver:	+1	SDP:	15
SP:	0	Type:	cycle
Mass:	65kg	Cost:	1800EB

In an effort to keep the old schoolers happy while releasing the new experimental designs Harley has released a few bikes which are based on older models, the first of which is the "75". This move has been extremely well received with collectors and true enthusiasts.

SPECIAL EQUIPMENT: limited off-road capability,

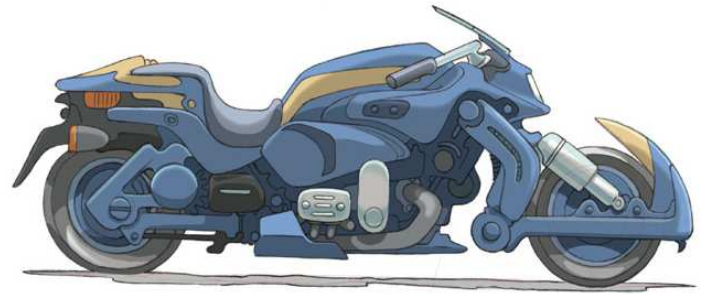


HONDA BULLHAM

Top Speed:	120 mph	Acc/Decc:	25/40
Crew:	1	Range:	350mi
Passengers:	1	Cargo:	0KG
Maneuver:	+1	SDP:	20
SP:	0	Type:	cycle
Mass:	50kg	Cost:	1960EB

A slick no-frills street bike, popular with go-gangs and trick riders.

SPECIAL EQUIPMENT: limited off-road capability,



HONDA AMERICAN ROAD

Top Speed:	120mph	Acc/Decc:	25/35
Crew:	1	Range:	350mi
Passengers:	1	Cargo:	0KG
Maneuver:	0	SDP:	40
SP:	15	Type:	cycle
Mass:	120kg	Cost:	3,000EB

A Honda bike built specifically to appeal to Nomads, sturdy, lightly armored, and reliable. Saddle Bags optional (50kg cargo space 100eb)

SPECIAL EQUIPMENT: none




CADENCE SLIP

Top Speed:	120mph	Acc/Decc:	20/30
Crew:	1	Range:	250mi
Passengers:	1	Cargo:	0KG
Maneuver:	-1	SDP:	20
SP:	5	Type:	cycle
Mass:	50kg	Cost:	2000EB

A sleek, extremely low slung chopper design from Cadence.

SPECIAL EQUIPMENT: none



BMW SLEDSTREAM

Top Speed:	120mph	Acc/Decc:	35/45
Crew:	1	Range:	200mi
Passengers:	0	Cargo:	0KG
Maneuver:	-1	SDP:	20
SP:	5	Type:	cycle
Mass:	35kg	Cost:	3,000EB

A very awkward, but very hard accelerating bike. Way too low to be safe in conventional traffic.

SPECIAL EQUIPMENT: none



HONDA FREERIDE

Top Speed:	120 mph	Acc/Decc:	15/40
Crew:	1	Range:	340mi
Passengers:	1	Cargo:	0KG
Maneuver:	+1	SDP:	20
SP:	0	Type:	cycle
Mass:	40kg	Cost:	2400EB

A popular bike among weekend enthusiasts and beginners, regardless this is a well performing bike and deserves more respect than it gets.

SPECIAL EQUIPMENT: off-road capable



KAWASAKI CAIMAN

Top Speed:	120 mph	Acc/Decc:	20/45
Crew:	1	Range:	320mi
Passengers:	0	Cargo:	0KG
Maneuver:	-1	SDP:	15
SP:	0	Type:	cycle
Mass:	43kg	Cost:	2300EB

Hitching onto the popularity resurgence of choppers created by Harley, Kawasaki has released their own, the Caiman. Don't just run with the wolves, lead the pack.

SPECIAL EQUIPMENT: off road capable



HONDA TRIBAL

Top Speed:	120 mph	Acc/Decc:	20/45
Crew:	1	Range:	350mi
Passengers:	1	Cargo:	0KG
Maneuver:	+1	SDP:	15
SP:	0	Type:	cycle
Mass:	50kg	Cost:	2500EB

A bike for the long haul, make the road your home and leave the mundane behind. Classic style, synthetic leather trim and saddlebags, and enough horsepower to free yourself from all the troubles following you.

SPECIAL EQUIPMENT: off road capable




HARLEY CHOPPER

Top Speed:	120 mph	Acc/Decc:	23/40
Crew:	1	Range:	375mi
Passengers:	1	Cargo:	0kg
Maneuver:	-1	SDP:	10
SP:	0	Type:	cycle
Mass:	55kg	Cost:	2500EB

For those who don't want to pay the high price of an Easy Rider, but still want to travel with that style, Harley released the Chopper.

SPECIAL EQUIPMENT: off road



HONDA YOJIMBO

Top Speed:	120 mph	Acc/Decc:	20/35
Crew:	1	Range:	375mi
Passengers:	1	Cargo:	200KG
Maneuver:	+1	SDP:	35
SP:	10	Type:	cycle
Mass:	125kg	Cost:	3000EB

Perfect for taking a trip with a friend, the comfortable sidecar can also carry cargo. Or if you feel like going it alone the side car detaches. The Yojimbo is a popular choice among nomads.

SPECIAL EQUIPMENT: limited off-road capability,



HARLEY "62"

Top Speed:	120 mph	Acc/Decc:	25/45
Crew:	1	Range:	380mi
Passengers:	2	Cargo:	200KG
Maneuver:	+1	SDP:	17
SP:	0	Type:	cycle
Mass:	62kg	Cost:	2,800EB

This bike harkens back to the golden age of riding, meant to ridden, and ridden hard. Buy this collectors item now and make that trip to Sturgis a memorable one.

SPECIAL EQUIPMENT: limited off-road capability,



HARLEY HOBGOBLIN

Top Speed:	120 mph	Acc/Decc:	20/35
Crew:	1	Range:	220mi
Passengers:	1	Cargo:	0KG
Maneuver:	0	SDP:	20
SP:	5	Type:	cycle
Mass:	25kg	Cost:	4000EB

A simple but attractive bike from Harley.

SPECIAL EQUIPMENT: limited off-road capability,



BMW ESCORTA

Top Speed:	120 mph	Acc/Decc:	20/35
Crew:	1	Range:	300mi
Passengers:	2	Cargo:	80KG
Maneuver:	+1	SDP:	30
SP:	10	Type:	cycle
Mass:	140kg	Cost:	4850EB

The bike itself is unremarkable, the sidecar is where the innovation of this combo lies. Fully enclosed and armored to SP:25, the sidecar allows you to transport a loved on in complete safety. Not that the bike is a slouch, but it is a typical touring bike slaved to the sidecar.

SPECIAL EQUIPMENT: audio visual entertainment system in sidecar.



HARLEY ELDER

Top Speed:	120mph	Acc/Decc:	25/30
Crew:	1	Range:	200mi
Passengers:	1	Cargo:	20KG
Maneuver:	0	SDP:	25
SP:	10	Type:	cycle
Mass:	110kg	Cost:	4500EB

A sturdy and lightly armored chopper design from Harley.

SPECIAL EQUIPMENT: limited off-road capability,



CADENCE PONY

Top Speed:	120 mph	Acc/Decc:	25/40
Crew:	1	Range:	400mi
Passengers:	0	Cargo:	20KG
Maneuver:	0	SDP:	15
SP:	0	Type:	CYCLE
Mass:	37kg	Cost:	4500EB

The Pony is a classic road touring bike, show off your taste as the miles fly by like a dream.

SPECIAL EQUIPMENT: limited off-road capability



CADENCE TROPIC

Top Speed:	120 mph	Acc/Decc:	25/40
Crew:	1	Range:	400mi
Passengers:	0	Cargo:	20KG
Maneuver:	0	SDP:	15
SP:	0	Type:	cycle
Mass:	37kg	Cost:	5,200EB

Similar to the Glamour, the Tropic is another elegant touring bike from Cadence.

SPECIAL EQUIPMENT: limited off-road capability



HARLEY MEMORY

Top Speed:	125 mph	Acc/Decc:	20/30
Crew:	1	Range:	250mi
Passengers:	1	Cargo:	0KG
Maneuver:	+2	SDP:	25
SP:	8	Type:	cycle
Mass:	63kg	Cost:	4800EB

The perfect blend of old and new design, the Memory is another example of Harley's new experimental line of thinking. With its old chopper styling in a modern package, this bike is bringing in a whole new line of customers, as well as revitalizing Harleys popularity with the older crowd.

SPECIAL EQUIPMENT: limited off-road capability,




HARLEY DAYDREAM

Top Speed:	125 mph	Acc/Decc:	20/30
Crew:	1	Range:	250mi
Passengers:	1	Cargo:	0KG
Maneuver:	-2	SDP:	25
SP:	8	Type:	cycle
Mass:	73kg	Cost:	5,250EB

A nice cruiser from Harley, more body and pricier than needed, but for some the style is worth it.

SPECIAL EQUIPMENT: none



HARLEY SAGE

Top Speed:	135 mph	Acc/Decc:	20/40
Crew:	1	Range:	350mi
Passengers:	1	Cargo:	0KG
Maneuver:	0	SDP:	35
SP:	15	Type:	cycle
Mass:	75kg	Cost:	7500EB

Again Harley is mixing old and new, and again, is proving successful with both normal and nomad society.

SPECIAL EQUIPMENT: Off road capability,



HONDA ELECTROSLED

Top Speed:	140mph	Acc/Decc:	25/40
Crew:	1	Range:	320mi
Passengers:	0	Cargo:	0KG
Maneuver:	-1	SDP:	25
SP:	5	Type:	cycle
Mass:	120kg	Cost:	5,900EB

This bike cruises down the streets like a neon dream.

SPECIAL EQUIPMENT: none



HARLEY ROADMASTER

Top Speed:	140 mph	Acc/Decc:	25/45
Crew:	1	Range:	360mi
Passengers:	1	Cargo:	0KG
Maneuver:	+1	SDP:	15
SP:	0	Type:	cycle
Mass:	75kg	Cost:	6100EB

A classically designed touring bike with that custom look.

SPECIAL EQUIPMENT: limited off-road capability



HARLEY MIDNIGHTER

Top Speed:	140 mph	Acc/Decc:	25/45
Crew:	1	Range:	360mi
Passengers:	1	Cargo:	100KG
Maneuver:	+1	SDP:	25
SP:	0	Type:	cycle
Mass:	89kg	Cost:	5,900EB

A touring bike for the rider that still feels looking like a professional and riding in comfort is more desirable than speed or grit.

SPECIAL EQUIPMENT: limited off-road capability



HARLEY EASY RIDER

Top Speed:	140 mph	Acc/Decc:	25/45
Crew:	1	Range:	360mi
Passengers:	1	Cargo:	200KG
Maneuver:	-1	SDP:	15
SP:	0	Type:	cycle
Mass:	60kg	Cost:	5,000EB

The single most recognized bike of all time has become an official release from Harley this year. This decision was made after Harley bought the rights to the film and began showing it as a promotional piece in dealerships, and paying for it to be broadcast numerous times on the airwaves. This caused a massive resurgence in both the popularity in the film and the interest in choppers, so Harley released it officially, and immediately it became one of their most popular sellers.

SPECIAL EQUIPMENT: limited off-road capability

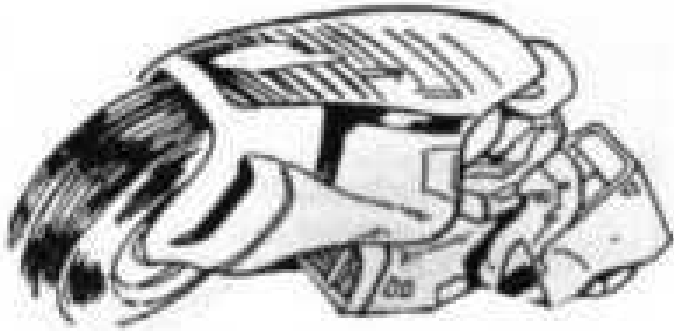


CADENCE WIRERUNNER

Top Speed:	140mph	Acc/Decc:	20/35
Crew:	1	Range:	280mi
Passengers:	0	Cargo:	0KG
Maneuver:	-1	SDP:	25
SP:	5	Type:	cycle
Mass:	85kg	Cost:	6000EB

Another low slung sled from Cadence, whose name bumps the price more than the bike is worth.

SPECIAL EQUIPMENT: none



HYUNDAI REDSTAR

Top Speed:	140 mph	Acc/Decc:	20/30
Crew:	1	Range:	250mi
Passengers:	0	Cargo:	0KG
Maneuver:	0	SDP:	25
SP:	10	Type:	cycle
Mass:	95kg	Cost:	5,800EB

A bit larger and heavier than it really needs to be, but it sells well enough.

SPECIAL EQUIPMENT: limited off-road capability



KUNDALINI NIGHTBREED

Top Speed:	140mph	Acc/Decc:	25/45
Crew:	1	Range:	mi
Passengers:	0	Cargo:	0KG
Maneuver:	0	SDP:	20
SP:	5	Type:	cycle
Mass:	70kg	Cost:	9,000EB

Kundalini doesn't make many choppers, but when they do, the results are stunning.

SPECIAL EQUIPMENT: none



HARLEY FREEWHEEL

Top Speed:	140 mph	Acc/Decc:	15/25
Crew:	1	Range:	250mi
Passengers:	1	Cargo:	0KG
Maneuver:	-2	SDP:	25
SP:	10	Type:	cycle
Mass:	105kg	Cost:	8,500EB

Harleys newest design team keeps turning heads with their flawless blending of classis Harley chopper styles with modern aesthetics and technology. The increasingly popular floating wheel is present in this bike, the first to feature it from an American manufacturer. Even with the advanced technology, this bike is very popular among nomads and corporate businessmen alike.

SPECIAL EQUIPMENT: limited off-road capability, audio entertainment suite, GPS,



HONDA DN-101

Top Speed:	140 mph	Acc/Decc:	18/25
Crew:	1	Range:	400mi
Passengers:	1	Cargo:	800KG
Maneuver:	0	SDP:	25
SP:	5	Type:	cycle
Mass:	135kg	Cost:	7,250EB

A very comfortable cruiser from Honda that handles well and rides like a dream.

SPECIAL EQUIPMENT: GPS, limited off-road capability



MERCEDES HM-7070

Top Speed:	145 mph	Acc/Decc:	20/40
Crew:	1	Range:	350mi
Passengers:	1	Cargo:	50KG
Maneuver:	0	SDP:	35
SP:	10	Type:	cycle
Mass:	185kg	Cost:	12,500EB

This is a very heavy touring bike, and very stable as well. A popular choice among weekend warriors and corporate types.

SPECIAL EQUIPMENT: audio entertainment, GPS,



BMW MOGUL

Top Speed:	150 mph	Acc/Decc:	25/45
Crew:	1	Range:	385mi
Passengers:	0	Cargo:	0KG
Maneuver:	+1	SDP:	20
SP:	0	Type:	cycle
Mass:	90kg	Cost:	9,500EB

A touring bike, beautifully styled, classic lines.

SPECIAL EQUIPMENT: none



HARLEY TDC

Top Speed:	150 mph	Acc/Decc:	25/40
Crew:	1	Range:	400mi
Passengers:	0	Cargo:	0KG
Maneuver:	0	SDP:	25
SP:	5	Type:	cycle
Mass:	65kg	Cost:	7,800EB

A very attractive rethinking of the classic "hog" design. This latest bike from Harley is garnering attention from old riders and new and has generated quite a bit of positive buzz for the company. Yet one more reason why Harley is the only name that counts when talking about American motorcycles.

SPECIAL EQUIPMENT: audio entertainment suite, digital control surface, limited off-road capability




HARLEY GOWERA

Top Speed:	150 mph	Acc/Decc:	25/40
Crew:	1	Range:	380mi
Passengers:	1	Cargo:	100KG
Maneuver:	-1	SDP:	20
SP:	5	Type:	cycle
Mass:	65kg	Cost:	7500EB

A standard motorcycle with an unorthodox aesthetic.

SPECIAL EQUIPMENT: limited off-road capability



HARLEY NIGHTRIDER

Top Speed:	150 mph	Acc/Decc:	20/45
Crew:	1	Range:	300mi
Passengers:	0	Cargo:	0KG
Maneuver:	+1	SDP:	40
SP:	10	Type:	cycle
Mass:	75kg	Cost:	9300EB

One of the only fully enclosed bikes by Harley, the Nightrider is quick and maneuverable, but the restrictive enclosure makes your viewing window very small. You must be on your toes when riding this bike. Due to a poor safety record Harley will most likely be discontinuing this model.

SPECIAL EQUIPMENT: limited off-road capability



HARLEY CHARGER

Top Speed:	150 mph	Acc/Decc:	25/45
Crew:	1	Range:	mi
Passengers:	1	Cargo:	0KG
Maneuver:	0	SDP:	25
SP:	5	Type:	cycle
Mass:	kg	Cost:	9000EB

A big macho bike.

SPECIAL EQUIPMENT: limited off-road capability



HARLEY SUPERHOG

Top Speed:	160mph	Acc/Decc:	25/40
Crew:	1	Range:	320mi
Passengers:	0	Cargo:	0KG
Maneuver:	-1	SDP:	45
SP:	10	Type:	cycle
Mass:	kg	Cost:	12,000EB

A huge modern ultra-modern chopper design by Harley, who once again mixes yesterday and tomorrow to come up with todays forerunners in bike aesthetics.

SPECIAL EQUIPMENT: limited off-road capability



BMW STREETLAW

Top Speed:	160 mph	Acc/Decc:	30/35
Crew:	1	Range:	300mi
Passengers:	1	Cargo:	60KG
Maneuver:	+1	SDP:	30
SP:	15	Type:	cycle
Mass:	108kg	Cost:	10,780EB

BMW's most popular law enforcement bike, common in departments around the world. The civilian version is identical except for lights and siren.

SPECIAL EQUIPMENT: limited off-road capability, radio,



HARLEY SERAPHIM

Top Speed:	160 mph	Acc/Decc:	25/40
Crew:	1	Range:	350mi
Passengers:	1	Cargo:	60KG
Maneuver:	+1	SDP:	40
SP:	20	Type:	cycle
Mass:	105kg	Cost:	14,500EB

An elegantly designed and extremely comfortable touring bike, the best in its class.

SPECIAL EQUIPMENT: limited off-road capability, audio entertainment suite, digital control surface, GPS,



HARLEY HUBERTA

Top Speed:	160 mph	Acc/Decc:	28/35
Crew:	1	Range:	300mi
Passengers:	1	Cargo:	0KG
Maneuver:	+1	SDP:	30
SP:	10	Type:	cycle
Mass:	180kg	Cost:	10,150EB

Another modern chopper style bike from Harley, large and in charge.

SPECIAL EQUIPMENT: optional cyberlink,



BMW SLIDE

Top Speed:	165mph	Acc/Decc:	25/40
Crew:	1	Range:	300mi
Passengers:	1	Cargo:	60KG
Maneuver:	+2	SDP:	35
SP:	5	Type:	cycle
Mass:	70kg	Cost:	12,000EB

A lightweight but fast touring bike from BMW.

SPECIAL EQUIPMENT: limited off-road capability




KUNDALINI BRAWLER

Top Speed:	165mph	Acc/Decc:	30/45
Crew:	1	Range:	280mi
Passengers:	1	Cargo:	0KG
Maneuver:	+2	SDP:	30
SP:	5	Type:	cycle
Mass:	70kg	Cost:	12,000EB

A very aggressive cruiser from Kundalini

SPECIAL EQUIPMENT: limited off-road capability



SUZUKI STANG

Top Speed:	165mph	Acc/Decc:	25/35
Crew:	1	Range:	250mi
Passengers:	0	Cargo:	0KG
Maneuver:	+1	SDP:	25
SP:	5	Type:	cycle
Mass:	50kg	Cost:	9200EB

A very lightweight bike considering its speed and power.

SPECIAL EQUIPMENT: limited off-road capability



HARLEY HAMMERWING

Top Speed:	165 mph	Acc/Decc:	28/35
Crew:	1	Range:	300mi
Passengers:	1	Cargo:	0KG
Maneuver:	0	SDP:	40
SP:	20	Type:	cycle
Mass:	240kg	Cost:	24,250EB

Once again Harley turns straight to the nomad community for design with the Hammerwing. Armored and angry, the Hammerwing is a chopper on steroids.

SPECIAL EQUIPMENT: off-road capability, radio, GPS,




KUNDALINI ROCKETTA

Top Speed:	165 mph	Acc/Decc:	30/45
Crew:	1	Range:	400mi
Passengers:	0	Cargo:	0KG
Maneuver:	-2	SDP:	35
SP:	20	Type:	cycle
Mass:	185kg	Cost:	14,500EB

The Kundalini Rocketta is a large heavy drag bike with enormous power and acceleration.

SPECIAL EQUIPMENT: optional cyberlink



HARLEY HOMBRE

Top Speed:	165 mph	Acc/Decc:	27/46
Crew:	1	Range:	400MI
Passengers:	1	Cargo:	0KG
Maneuver:	+1	SDP:	18
SP:	0	Type:	cycle
Mass:	60kg	Cost:	12,800EB

The single most successful of the design experiments, a perfect blend of old and new school design. This Harley is loved by everyone, and has become their most popular bike. Nomads in particular are the main market of this cycle, due to its comfort, ease of maintenance, and the fact that it is built so well they rarely have to perform that maintenance.

SPECIAL EQUIPMENT: off road capable



BMW DASHOW

Top Speed:	175 mph	Acc/Decc:	28/40
Crew:	1	Range:	320mi
Passengers:	1	Cargo:	0KG
Maneuver:	+2	SDP:	35
SP:	15	Type:	cycle
Mass:	160kg	Cost:	13,700EB

A large bike, sturdy and powerful enough to accommodate even the larger full conversions.

SPECIAL EQUIPMENT: optional cyberlink




HARLEY REXA

Top Speed:	180 mph	Acc/Decc:	30/40
Crew:	1	Range:	380mi
Passengers:	1	Cargo:	0KG
Maneuver:	+2	SDP:	30
SP:	5	Type:	cycle
Mass:	75kg	Cost:	14,500EB

One of Harleys more successful rides, this American racing cruiser bike is bare basics with no frills to add to the weight.

SPECIAL EQUIPMENT: limited off-road capability



SUZUKI MORGUL

Top Speed:	180mph	Acc/Decc:	28/45
Crew:	1	Range:	300mi
Passengers:	0	Cargo:	0KG
Maneuver:	+1	SDP:	30
SP:	5	Type:	cycle
Mass:	75kg	Cost:	17,000EB

Suzuki's competition for the Harley Rexa.

SPECIAL EQUIPMENT: limited off-road capability



KUNDALINI GROWLER

Top Speed:	180mph	Acc/Decc:	30/45
Crew:	1	Range:	250mi
Passengers:	1	Cargo:	0KG
Maneuver:	+2	SDP:	30
SP:	5	Type:	cycle
Mass:	70kg	Cost:	19,000EB

Kundalini's muscle bike, angry and sleek. A dream for riders everywhere.

SPECIAL EQUIPMENT: limited off-road capability




KAWASAKI/YAMAHA DEADALUS

Top Speed:	180mph	Acc/Decc:	28/40
Crew:	1	Range:	250mi
Passengers:	0	Cargo:	20KG
Maneuver:	0	SDP:	25
SP:	5	Type:	cycle
Mass:	70kg	Cost:	18,500EB

Fast and low, an iron horse for the open road.

SPECIAL EQUIPMENT:



HARLEY HEAVY METAL

Top Speed:	180 mph	Acc/Decc:	28/45
Crew:	1	Range:	400mi
Passengers:	1	Cargo:	0KG
Maneuver:	+1	SDP:	40
SP:	20	Type:	cycle
Mass:	260kg	Cost:	17,000EB

A great big bike, built with enough support for most full conversions, and with enough speed to make even the most metal of individuals feel that rush.

SPECIAL EQUIPMENT: limited off-road capability






KUNDALINI XRM-7000

Top Speed:	180mph	Acc/Decc:	25/35
Crew:	1	Range:	mi
Passengers:	1	Cargo:	20KG
Maneuver:	+2	SDP:	45
SP:	15	Type:	cycle
Mass:	200kg	Cost:	21,000EB

Go anywhere, conquer anything. Armored, fast as hell, and able to handle nearly any terrain. It's a beast. Kundalini is done fooling around.

SPECIAL EQUIPMENT: off-road capability, GPS, Radio,

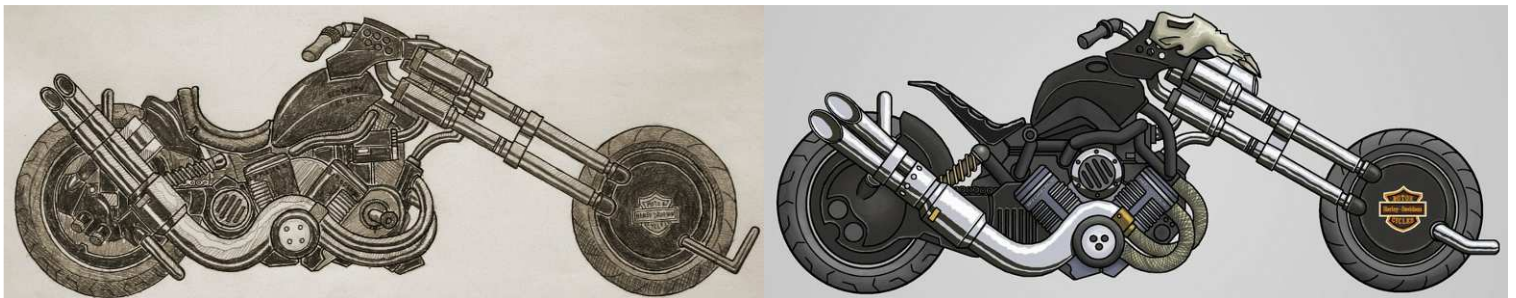


HARLEY THOR

Top Speed:	180mph	Acc/Decc:	25/45
Crew:	1	Range:	300mi
Passengers:	1	Cargo:	0KG
Maneuver:	0	SDP:	40
SP:	10	Type:	cycle
Mass:	110kg	Cost:	19,00EB

It doesn't get much better than this, one of Harley's penultimate and most sought after bkes. Tough as nails, fast as hell, and plain mean as a rabid dog.

SPECIAL EQUIPMENT: off-road capability




HARLEY BYRON A/B

Top Speed:	180 mph	Acc/Decc:	25/40
Crew:	1	Range:	300mi
Passengers:	0	Cargo:	0KG
Maneuver:	+1	SDP:	25
SP:	0	Type:	cycle
Mass:	110kg	Cost:	19,200EB

Another Harley that's wildly sought after among nomads, in fact this is one of Harleys best selling motorcycles in years. It was so popular in the nomad community they released a "B" version with modifications designed by a nomad customizer, including the steel skull over the headlamp, and the more comfortable seat.

SPECIAL EQUIPMENT: limited off-road capability



Copyright © 2011
CADENCE TONIMAX

Top Speed:	180 mph	Acc/Decc:	28/45
Crew:	1	Range:	350mi
Passengers:	0	Cargo:	0KG
Maneuver:	+1	SDP:	35
SP:	10	Type:	cycle
Mass:	195kg	Cost:	21,900EB

Yes it can be seen as a bit misogynistic, but that certainly hasn't hurt sales. This radical recumbent from Cadence is fast, stylish, and appeals to every hetero male that lays eyes on it, just don't park it near any radical feminists.

SPECIAL EQUIPMENT: GPS, Audio Entertainment system



HONDA RSZ

Top Speed:	185mph	Acc/Decc:	30/40
Crew:	1	Range:	300mi
Passengers:	0	Cargo:	0KG
Maneuver:	0	SDP:	45
SP:	20	Type:	cycle
Mass:	225kg	Cost:	25,000EB

Honda's biggest, baddest chopper. Designed by a nomads from Meta and Aldecald to be the perfect outrider bike, it's a ravenous beast that comes heavily armored without sacrificing speed. It's too much bike for all but experts to handle.

SPECIAL EQUIPMENT: limited off-road capability



CADENCE CAMERON

Top Speed:	190 mph	Acc/Decc:	28/35
Crew:	1	Range:	300mi
Passengers:	0	Cargo:	800KG
Maneuver:	0	SDP:	35
SP:	20	Type:	cycle
Mass:	175kg	Cost:	39,500EB

Shiny and slightly demonic in appearance, this recumbent from Cadence is setting the two wheeled world aflame. Once more proof positive that anything Cadence releases is not only going to perform like a dream, but instantly be recognizable as a status symbol as well.

SPECIAL EQUIPMENT: audio entertainment suite, GPS, digital display,



HARLEY BAREWING

Top Speed:	220 mph	Acc/Decc:	30/45
Crew:	1	Range:	350mi
Passengers:	0	Cargo:	0KG
Maneuver:	+1	SDP:	25
SP:	5	Type:	cycle
Mass:	130kg	Cost:	29,800EB

Harleys drag bike, purposely designed to look bare bones to save one weight. A very fast bike not recommended for anyone but experienced riders.

SPECIAL EQUIPMENT: none

STREET AND SPORT BIKES



DUCATI SKATE

Top Speed:	80 mph	Acc/Decc:	20/40
Crew:	1	Range:	320mi
Passengers:	0	Cargo:	0KG
Maneuver:	+1	SDP:	10
SP:	0	Type:	cycle
Mass:	40kg	Cost:	600EB

The Skate is an inexpensive, simple and very light bike, perfect for beginners.

SPECIAL EQUIPMENT: limited off-road capability



BMW IZH

Top Speed:	80mph	Acc/Decc:	25/30
Crew:	1	Range:	200mi
Passengers:	0	Cargo:	0KG
Maneuver:	+1	SDP:	20
SP:	5	Type:	cycle
Mass:	30kg	Cost:	1400EB

A small street bike that compacts into itself for easy storage. It weighs little enough to be carried on ones back, and can fit under a standard desk or a trunk.

SPECIAL EQUIPMENT: none



SUZUKI RISU

Top Speed:	80 mph	Acc/Decc:	25/40
Crew:	1	Range:	320mi
Passengers:	1	Cargo:	0KG
Maneuver:	+2	SDP:	30
SP:	12	Type:	cycle
Mass:	70kg	Cost:	700EB

A sturdy street bike from Suzuki, popular in Asia as a police bike.

SPECIAL EQUIPMENT: limited off-road capability



SUZUKI PIXY

Top Speed:	90 mph	Acc/Decc:	18/30
Crew:	1	Range:	250mi
Passengers:	0	Cargo:	0KG
Maneuver:	+2	SDP:	25
SP:	0	Type:	cycle
Mass:	70kg	Cost:	1,200EB

The perfect motorcycle for flitting around crowded streets, small and highly maneuverable it has become a favorite with many seeking a brief escape from day to day and bumper to bumper life in overcrowded cities.

SPECIAL EQUIPMENT: limited off-road capability



HONDA MOHAN

Top Speed:	90 mph	Acc/Decc:	25/35
Crew:	1	Range:	300mi
Passengers:	1	Cargo:	0KG
Maneuver:	+1	SDP:	30
SP:	10	Type:	cycle
Mass:	58kg	Cost:	1900EB

An average street bike from Honda. Nothing truly unique about this bike, though its low price does ensure sales.

SPECIAL EQUIPMENT: limited off-road capability,



HONDA DEBIKE

Top Speed:	100mph	Acc/Decc:	20/35
Crew:	1	Range:	100mi
Passengers:	0	Cargo:	0KG
Maneuver:	0	SDP:	15
SP:	5	Type:	cycle
Mass:	35kg	Cost:	2500EB

A full size motorcycle that folds up for easy and convenient storage for those who don't have a garage, but don't want to leave their bike on the street. Basically a beefier version of the IZH.

SPECIAL EQUIPMENT: limited off-road capability



SUZUKI ZAXXON

Top Speed:	90mph	Acc/Decc:	15/25
Crew:	1	Range:	250mi
Passengers:	1	Cargo:	0KG
Maneuver:	0	SDP:	20
SP:	5	Type:	cycle
Mass:	40kg	Cost:	2000EB

An electric motorcycle by Suzuki. A 2 hour charge gets 200 miles.

SPECIAL EQUIPMENT: none



KUNDALINI METALBACK

Top Speed:	110mph	Acc/Decc:	25/45
Crew:	2	Range:	280mi
Passengers:	0	Cargo:	0KG
Maneuver:	+1	SDP:	25
SP:	5	Type:	cycle
Mass:	kg	Cost:	3000EB

One of Kundalini's least expensive street bikes.

SPECIAL EQUIPMENT: limited off-road capability



BMW BULLET

Top Speed:	110 mph	Acc/Decc:	20/30
Crew:	1	Range:	300mi
Passengers:	1	Cargo:	00KG
Maneuver:	+1	SDP:	15
SP:	5	Type:	cycle
Mass:	50kg	Cost:	3,600EB

The bullet is a good bike for beginners. Don't let this fool you, its still a decent bike, and very affordable.

SPECIAL EQUIPMENT: none



MITSUBISHI DEVIL

Top Speed:	120 mph	Acc/Decc:	25/38
Crew:	1	Range:	300mi
Passengers:	0	Cargo:	0KG
Maneuver:	+1	SDP:	20
SP:	5	Type:	cycle
Mass:	45kg	Cost:	1,700EB

The Devil, while not really designed for it, does make a decent moto-cross bike. This has made the Devil extremely popular among nomads and mountain racers.

SPECIAL EQUIPMENT: off-road capable



BMW BLUE BULLET

Top Speed:	120 mph	Acc/Decc:	30/35
Crew:	1	Range:	300mi
Passengers:	0	Cargo:	0KG
Maneuver:	-1	SDP:	35
SP:	20	Type:	cycle
Mass:	158kg	Cost:	4900EB

Designed as a police bike, it had limited success in the states, but has since enjoyed greater popularity in Europe and Australia. The armor was its high selling point, but the front wheel protection limited the agility of the bike, which was why it was eventually rejected by most American police departments. It is still popular to civilian and nomad consumers however, who appreciate a bike that can survive an altercation.

SPECIAL EQUIPMENT: optional cyberlink



SUZUKI KAZO

Top Speed:	120 mph	Acc/Decc:	20/45
Crew:	1	Range:	350mi
Passengers:	1	Cargo:	0KG
Maneuver:	+1	SDP:	35
SP:	20	Type:	cycle
Mass:	190kg	Cost:	4,5000EB

Another enclosed and armored bike. Made by Suzuki this is perfect for escort duty or interception, or just going to get some milk if you live in some of the higher risk areas of your city.

SPECIAL EQUIPMENT: limited off road capability



MITSUBISHI ORGASM

Top Speed:	120 mph	Acc/Decc:	25/38
Crew:	1	Range:	330mi
Passengers:	0	Cargo:	0KG
Maneuver:	+1	SDP:	30
SP:	0	Type:	cycle
Mass:	105kg	Cost:	3,750EB

A street bike with speed in mind. This bike was geared at women, and rumor has it that idle speeds were intentionally set high and that the seat might just vibrate a little more than is considered normal. Of course this might be completely false, but you have to wonder how they came up with that name.

SPECIAL EQUIPMENT: none



SUZUKI STREETFISH

Top Speed:	120mph	Acc/Decc:	20/40
Crew:	1	Range:	200mi
Passengers:	0	Cargo:	0KG
Maneuver:	0	SDP:	20
SP:	5	Type:	cycle
Mass:	30kg	Cost:	2900EB

A lightweight electric bike with a decent performance and plenty of style. Full charge takes about an hour and half from any standard socket.

SPECIAL EQUIPMENT: none



KAWASAKI PKG

Top Speed:	120 mph	Acc/Decc:	25/40
Crew:	1	Range:	mi
Passengers:	0	Cargo:	0KG
Maneuver:	0	SDP:	15
SP:	5	Type:	cycle
Mass:	30kg	Cost:	3200EB

Another collapsible bike from Kawasaki. Perfect for commuters, or as an emergency backup vehicle, but more than enough power to serve as a primary ride.

SPECIAL EQUIPMENT: limited off-road capability



KUNDALINI MPSB-7

Top Speed:	120mph	Acc/Decc:	25/45
Crew:	1	Range:	300mi
Passengers:	0	Cargo:	0KG
Maneuver:	+1	SDP:	35
SP:	5	Type:	cycle
Mass:	80kg	Cost:	3600EB

A jack of all trades bike from Kundalini.

SPECIAL EQUIPMENT: off-road capability

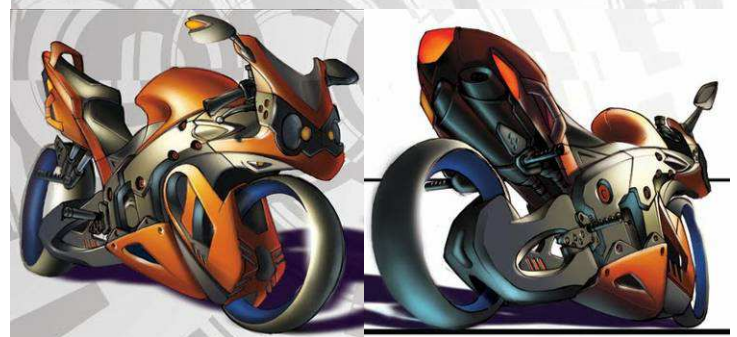



HONDA GALTA

Top Speed:	120mph	Acc/Decc:	25/35
Crew:	1	Range:	250mi
Passengers:	1	Cargo:	0KG
Maneuver:	0	SDP:	20
SP:	5	Type:	cycle
Mass:	55kg	Cost:	3500EB

A street bike with enduro features. It's capable of off-road use, however the ride style and forward handles are not well-suited for such a task.

SPECIAL EQUIPMENT: off-road capability



KUNDALINI SB

Top Speed:	125mph	Acc/Decc:	25/35
Crew:	1	Range:	mi
Passengers:	1	Cargo:	0KG
Maneuver:	+2	SDP:	20
SP:	5	Type:	cycle
Mass:	kg	Cost:	5,900,EB

A very odd design, but quite popular with current trend setters.

SPECIAL EQUIPMENT: none




GAZ-LADA ИЖ-1P

Top Speed:	125mph	Acc/Decc:	25/40
Crew:	1	Range:	320mi
Passengers:	0	Cargo:	0KG
Maneuver:	+1	SDP:	30
SP:	10	Type:	cycle
Mass:	80kg	Cost:	4100EB

This is one of the very few Russian Manufactured motorcycles from Gaz-Lada. Its style is unique, though inspirations can be clearly drawn from Mitsubishi and BMW and even Harley.

SPECIAL EQUIPMENT: limited off-road capability



SUZUKI TU-600

Top Speed:	125 mph	Acc/Decc:	30/45
Crew:	1	Range:	300mi
Passengers:	0	Cargo:	0KG
Maneuver:	+1	SDP:	20
SP:	0	Type:	cycle
Mass:	70kg	Cost:	5,300EB

A fast moving bike, seen commonly with young speed demons and hard riders.

SPECIAL EQUIPMENT: limited off-road capability



CADENCE FLUTE

Top Speed:	125 mph	Acc/Decc:	20/30
Crew:	1	Range:	250mi
Passengers:	1	Cargo:	0KG
Maneuver:	0	SDP:	20
SP:	5	Type:	cycle
Mass:	75kg	Cost:	6500EB

Cadence is all about style, and this bike definitely leaves an impression.

SPECIAL EQUIPMENT: none



HONDA FUJITSA

Top Speed:	125mph	Acc/Decc:	25/45
Crew:	1	Range:	250mi
Passengers:	0	Cargo:	0KG
Maneuver:	+1	SDP:	25
SP:	5	Type:	cycle
Mass:	65kg	Cost:	5700EB

Another dual purpose bike from Honda that merges the latest trends in street and off-road stylings.

SPECIAL EQUIPMENT: off-road capability



SUZUKI MAGUS

Top Speed:	125mph	Acc/Decc:	20/40
Crew:	1	Range:	275mi
Passengers:	0	Cargo:	0KG
Maneuver:	0	SDP:	30
SP:	10	Type:	cycle
Mass:	70kg	Cost:	5200EB

Suzuki tries to appeal to nomads with this lightly armored bike, though the stunted front forks, while providing a more protective angle to the rider in case of ricochet, negatively impacts the bikes maneuverability.

SPECIAL EQUIPMENT: off-road capability




KAWASAKI/YAMAHA RD-530

Top Speed:	125mph	Acc/Decc:	27/45
Crew:	1	Range:	mi
Passengers:	1	Cargo:	0KG
Maneuver:	+2	SDP:	20
SP:	5	Type:	cycle
Mass:	72kg	Cost:	6100EB

An agile bike capable of navigating any street, and fast enough to leave your worries behind.

SPECIAL EQUIPMENT: limited off-road capability



HONDA ISON

Top Speed:	125mph	Acc/Decc:	25/35
Crew:	1	Range:	Mi
Passengers:	0	Cargo:	0KG
Maneuver:	0	SDP:	25
SP:	5	Type:	Cycle
Mass:	50kg	Cost:	6750EB

Faster than the Debike and the IZH, the Ison is Hondas top of the line folding bike design. It doesn't fold as small as its lesser siblings, but it will fit in an average closet, and only weighs 110 lbs.

SPECIAL EQUIPMENT: none



KAWASAKI KATAGIRI

Top Speed:	130 mph	Acc/Decc:	25/45
Crew:	1	Range:	280mi
Passengers:	1	Cargo:	0KG
Maneuver:	+1	SDP:	20
SP:	10	Type:	cycle
Mass:	75kg	Cost:	6,700EB

A small but very stable and quick bike.

SPECIAL EQUIPMENT: none

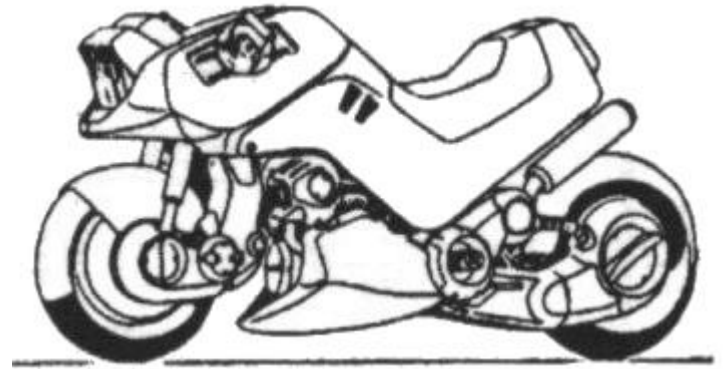


BMW LARK-THP

Top Speed:	140 mph	Acc/Decc:	25/45
Crew:	1	Range:	360mi
Passengers:	0	Cargo:	200KG
Maneuver:	+1	SDP:	15
SP:	0	Type:	cycle
Mass:	60kg	Cost:	8,000EB

A speedy sport bike, common among city dwellers and highway demons. Good top speed and smooth lines keep it a popular seller.

SPECIAL EQUIPMENT: limited off-road capability

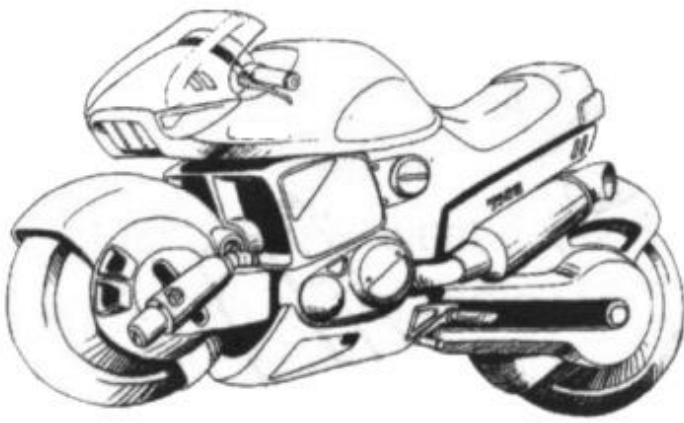


HONDA SHOTO

Top Speed:	140mph	Acc/Decc:	28/45
Crew:	1	Range:	340mi
Passengers:	0	Cargo:	0KG
Maneuver:	+1	SDP:	15
SP:	0	Type:	cycle
Mass:	65kg	Cost:	7,000EB

A decent no frills performance bike, very popular with trick riders.

SPECIAL EQUIPMENT: limited off-road capability

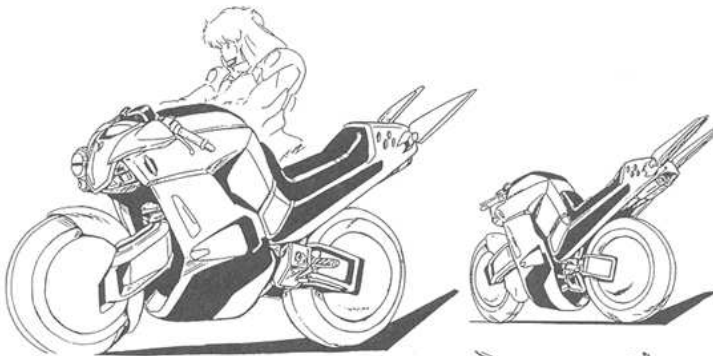


KUNDALINI KNIFE

Top Speed:	140 mph	Acc/Decc:	28/45
Crew:	1	Range:	400mi
Passengers:	0	Cargo:	0KG
Maneuver:	+1	SDP:	25
SP:	0	Type:	cycle
Mass:	60kg	Cost:	10,200EB

The Knife is one of the less expensive examples of Kundalini's excellence in the field of performance bikes. Fast from the word go, with a sleek appearance sure to leave them drooling.

SPECIAL EQUIPMENT: limited off-road capability

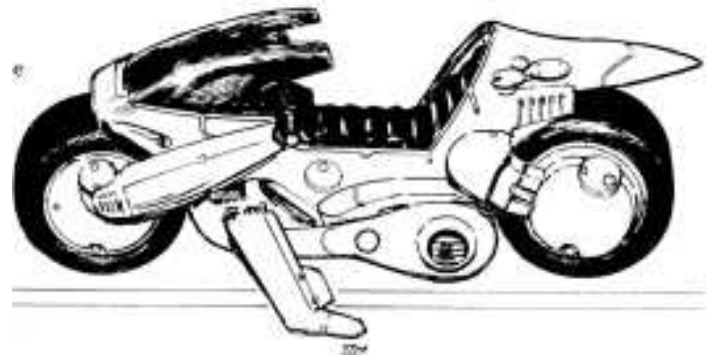


HONDA DAIKON

Top Speed:	145 mph	Acc/Decc:	25/30
Crew:	1	Range:	250mi
Passengers:	1	Cargo:	0KG
Maneuver:	0	SDP:	15
SP:	5	Type:	cycle
Mass:	83kg	Cost:	8800EB

Perfect for beginners, the Honda Daikon is a simple and affordable mid range bike.

SPECIAL EQUIPMENT: limited off-road capability



CITROEN HELTER

Top Speed:	145 mph	Acc/Decc:	20/30
Crew:	1	Range:	250mi
Passengers:	0	Cargo:	0KG
Maneuver:	0	SDP:	20
SP:	5	Type:	cycle
Mass:	65kg	Cost:	6,700EB

A good bike for beginners from Citroen.

SPECIAL EQUIPMENT: limited off-road capability



BMW TNS-2020

Top Speed:	150mph	Acc/Decc:	25/40
Crew:	1	Range:	250mi
Passengers:	1	Cargo:	40KG
Maneuver:	+1	SDP:	20
SP:	10	Type:	cycle
Mass:	105kg	Cost:	17,000EB

A gorgeous fully enclosed touring bike from BMW, ride the road in style, and even roomy enough for 2.

SPECIAL EQUIPMENT: audio entertainment suite, GPS, Security System, limited off-road capability



KUNDALINI APOCALIPSIS

Top Speed:	150 mph	Acc/Decc:	30/45
Crew:	1	Range:	300mi
Passengers:	0	Cargo:	0KG
Maneuver:	-1	SDP:	30
SP:	5	Type:	cycle
Mass:	95kg	Cost:	15,200EB

Wretchedly low to the ground, menacingly fast, and despicably stylish, Kundalini once again proving why its name is synonymous with style and performance.

SPECIAL EQUIPMENT: none



MITSUBISHI MOTA

Top Speed:	150mph	Acc/Decc:	30/45
Crew:	1	Range:	280mi
Passengers:	0	Cargo:	0KG
Maneuver:	0	SDP:	25
SP:	5	Type:	cycle
Mass:	85kg	Cost:	9,500EB

It's not as blinged out as the Kundalini Apocalipsis, but it is much less expensive and performs about equally.

SPECIAL EQUIPMENT: none

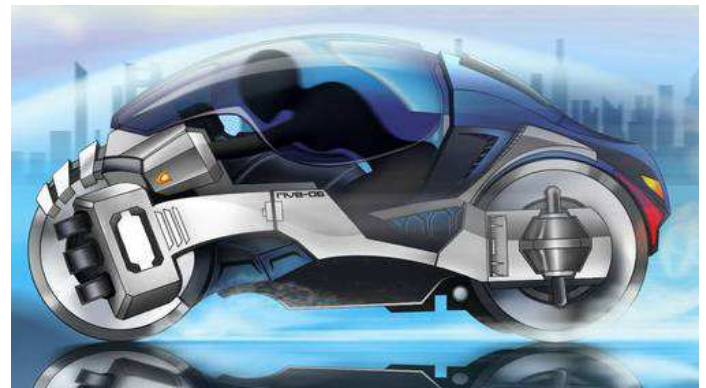


DUCATI DV-4000

Top Speed:	150 mph	Acc/Decc:	30/45
Crew:	1	Range:	340mi
Passengers:	1	Cargo:	0KG
Maneuver:	+1	SDP:	15
SP:	0	Type:	cycle
Mass:	60kg	Cost:	8,000EB

A classically designed sports bike, popular with Go-gangs and freestyle bikers.

SPECIAL EQUIPMENT: limited off-road capability




BMW GRYZER

Top Speed:	150 mph	Acc/Decc:	20/30
Crew:	1	Range:	350mi
Passengers:	1	Cargo:	0KG
Maneuver:	+1	SDP:	25
SP:	10	Type:	cycle
Mass:	70kg	Cost:	16,000EB

An enclosed bike offering protection from the elements, and with its Plexi-Armor shield (rated SP:10) it offers protection from everything else on the road as well.

SPECIAL EQUIPMENT: audio entertainment suite, GPS, Security System, limited off-road capability



MITSUBISHI CYCLONE

Top Speed:	150mph	Acc/Decc:	25/40
Crew:	1	Range:	300mi
Passengers:	0	Cargo:	0KG
Maneuver:	+2	SDP:	50
SP:	20	Type:	cycle
Mass:	75kg	Cost:	14,750EB

This is the upgraded civilian version of the Chinese Army's highly praised and sought after military motorcycle. It retains the armor of the military vehicle, but with a heavily boosted top speed due to using far lighter components. Rumors abound as to how Mitsubishi was allowed to secure distribution rights to this cycle, and many think their Arasaka connection has something to do with it. Order now and you can customize the appearance through different cowl and armor pieces.

SPECIAL EQUIPMENT: off-road capability, radio, GPS,




MISTUBISHI ANGELS EGG

Top Speed:	150mph	Acc/Decc:	25/35
Crew:	1	Range:	mi
Passengers:	1/2	Cargo:	0KG
Maneuver:	+1/0	SDP:	40
SP:	15	Type:	cycle
Mass:	110kg	Cost:	22,500EB

The Angels Egg is a revolutionary, if somewhat bizarre design. The primary operating controls are inside, like a standard shelled bike, and from here the bike is easier to control. However, in case of injured, tired, or children who may not be able to hold on, the inside operating surfaces can be locked down, and the bike driven from a locked second driving seat on top of the bike, leaving the operator unprotected, but leaving the passenger(s) safe and secure in the armored shell. Orders are pouring in, particularly from Nomads.

SPECIAL EQUIPMENT: none



CADENCE SLIMFIRE

Top Speed:	150mph	Acc/Decc:	20/30
Crew:	1	Range:	250mi
Passengers:	0	Cargo:	0KG
Maneuver:	+1	SDP:	25
SP:	5	Type:	cycle
Mass:	50kg	Cost:	11,000EB

This stylish, minimalist design, allows you to have the prestige of the Cadence name, without breaking your bank account.

SPECIAL EQUIPMENT: none



BMW POCKET

Top Speed:	150mph	Acc/Decc:	25/40
Crew:	1	Range:	200mi
Passengers:	0	Cargo:	0KG
Maneuver:	+1	SDP:	20
SP:	10	Type:	cycle
Mass:	55kg	Cost:	8,500EB

The BMW Pocket is small, quick, rugged, and agile.

SPECIAL EQUIPMENT: limited off-road capability



SUZUKI HRX

Top Speed:	150mph	Acc/Decc:	18/35
Crew:	1	Range:	280mi
Passengers:	1	Cargo:	0KG
Maneuver:	0	SDP:	25
SP:	5	Type:	cycle
Mass:	60kg	Cost:	9,000EB

Another street bike from Honda.

SPECIAL EQUIPMENT: none



MISTUBISHI MARATHONER

Top Speed:	150 mph	Acc/Decc:	24/35
Crew:	1	Range:	300mi
Passengers:	1	Cargo:	0KG
Maneuver:	+1	SDP:	20
SP:	0	Type:	cycle
Mass:	80kg	Cost:	11,300EB

A mid-range racer with an enviable performance.

SPECIAL EQUIPMENT: limited off-road capability



HYUNDAI ZIARRA

Top Speed:	150 mph	Acc/Decc:	25/45
Crew:	1	Range:	300mi
Passengers:	1	Cargo:	0KG
Maneuver:	0	SDP:	20
SP:	5	Type:	cycle
Mass:	75kg	Cost:	11,000EB

A decent attempt at a mid-range street bike, not the fastest thing on the roads, but for the price it's a great deal.

SPECIAL EQUIPMENT: none



SUZUKI BAKUWARI

Top Speed:	155 mph	Acc/Decc:	25/40
Crew:	1	Range:	320mi
Passengers:	1	Cargo:	0KG
Maneuver:	+2	SDP:	25
SP:	5	Type:	cycle
Mass:	70kg	Cost:	13,700EB

A sturdy street bike, popular with youth gangs due to its durability and agility.

SPECIAL EQUIPMENT: none



KUNDALINI BELKER

Top Speed:	150 mph	Acc/Decc:	25/35
Crew:	1	Range:	300mi
Passengers:	0	Cargo:	0KG
Maneuver:	+2	SDP:	30
SP:	10	Type:	cycle
Mass:	55kg	Cost:	14,200EB

A very lightweight sport bike from Kundalini.

SPECIAL EQUIPMENT: none



CADENCE TYPHOON

Top Speed:	155 mph	Acc/Decc:	25/35
Crew:	1	Range:	300mi
Passengers:	0	Cargo:	0KG
Maneuver:	+1	SDP:	25
SP:	0	Type:	cycle
Mass:	110kg	Cost:	15,520EB

Highly stylized, this street bike from Cadence is becoming extremely popular amongst Japanese bikers.

SPECIAL EQUIPMENT: limited off-road capability



DUCATI APRILLA

Top Speed:	155 mph	Acc/Decc:	35/40
Crew:	1	Range:	340mi
Passengers:	1	Cargo:	0KG
Maneuver:	0	SDP:	30
SP:	5	Type:	cycle
Mass:	65kg	Cost:	16,100EB

Very close in performance and handling, the Aprilla is Ducati's answer to the Kundalini Type 77.

SPECIAL EQUIPMENT: optional cyberlink



KAWASAKI KAMIKAZE

Top Speed:	155 mph	Acc/Decc:	30/40
Crew:	1	Range:	300mi
Passengers:	0	Cargo:	0KG
Maneuver:	+1	SDP:	20
SP:	5	Type:	cycle
Mass:	110kg	Cost:	15,200EB

A "dual engine" design provides the Kawasaki Kamikaze with the power of the typhoon or "divine wind" for which it is named. Operated primarily on electrical power (8 hours of travel per one-hour fastcharge), it also features a secondary CHOOH2 engine that can accelerate it to atop speed of 250 kmh at a mere thought from its rider (an acceleration of 50 kmh/phase). The bike's small CHOOH2 tank is good only for about two hours' travel at moderate speeds. The name Kamikaze was chosen because of its association with the suicide pilots of World War II. This is a marketing ploy designed to attract Japan's rebellious youth; glamorizing the tragic deaths of these 20th century airmen has become a popular fad. The motorcycle is highly maneuverable (maximum maneuver speed of 150 kmh). It is only lightly armored and relatively delicate. It's not a bike you'd want to dump too many times. It also offers an improved muffler design that allows it to run almost silently. (The text and Stats for this bike were created from novelist Lisa Smedman's adventure "Ride The Divine Wind" originally published in Adventures Unlimited circa 1995)

SPECIAL EQUIPMENT: Smartlinked as standard



BMW REFLECTION

Top Speed:	160 mph	Acc/Decc:	28/45
Crew:	1	Range:	400mi
Passengers:	0	Cargo:	00KG
Maneuver:	+1	SDP:	20
SP:	0	Type:	cycle
Mass:	65kg	Cost:	15,000EB

A new design from BMW, this bike is just plain beautiful. Fully chromed, fast and with a look unique enough to turn even the most jaded heads.

SPECIAL EQUIPMENT: off road capable



KAWASAKI SB-931

Top Speed:	160 mph	Acc/Decc:	28/40
Crew:	1	Range:	380mi
Passengers:	1	Cargo:	00KG
Maneuver:	-2	SDP:	20
SP:	5	Type:	cycle
Mass:	55kg	Cost:	17,000EB

A racing bike from Kawasaki with a sleek, aerodynamic sidecar. In Fact this is the fastest sidecar equipped bike we have ever seen.

SPECIAL EQUIPMENT: none

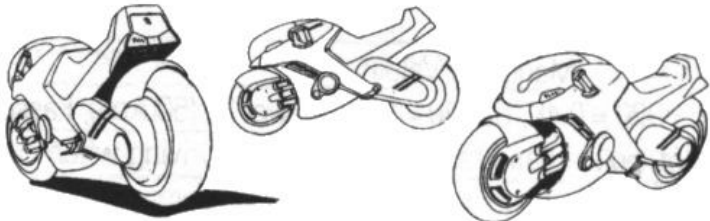


KUNDALINI KIRIN

Top Speed:	160mph	Acc/Decc:	30/45
Crew:	1	Range:	mi
Passengers:	0	Cargo:	0KG
Maneuver:	+2	SDP:	25
SP:	5	Type:	cycle
Mass:	80kg	Cost:	19,000EB

Be a dragon rider on this exquisitely styled bike from the worlds premiere motorcycle company.

SPECIAL EQUIPMENT: limited off-road capability



BMW ZEITGEIST

Top Speed:	160 mph	Acc/Decc:	20/40
Crew:	1	Range:	300mi
Passengers:	1	Cargo:	0KG
Maneuver:	+1	SDP:	40
SP:	5	Type:	cycle
Mass:	70kg	Cost:	15,400EB

The Zeitgiest may not be much to look at, but it moves like a demon. A bit heavier than it looks, and it doesn't handle as well as perhaps it should, but its power keeps the customers happy.

SPECIAL EQUIPMENT: none



MITSUBISHI KICKBOXER

Top Speed:	160mph	Acc/Decc:	30/30
Crew:	1	Range:	310mi
Passengers:	0	Cargo:	0KG
Maneuver:	+2	SDP:	20
SP:	5	Type:	cycle
Mass:	85kg	Cost:	17,500EB

An intense and aggressive ride from Mitsubishi.

SPECIAL EQUIPMENT: limited off-road capability



KUNDALINI CYBERRAD

Top Speed:	160 mph	Acc/Decc:	28/45
Crew:	1	Range:	350mi
Passengers:	0	Cargo:	0KG
Maneuver:	+1	SDP:	30
SP:	10	Type:	cycle
Mass:	80kg	Cost:	18,800EB

A very nice, and very fast bike from Kundalini.

SPECIAL EQUIPMENT: audio entertainment suite, digital control surface, Cyberlink,




DUCATI ASSIMA

Top Speed:	160 mph	Acc/Decc:	30/40
Crew:	1	Range:	300mi
Passengers:	0	Cargo:	0KG
Maneuver:	+1	SDP:	30
SP:	15	Type:	cycle
Mass:	90kg	Cost:	19,500EB

A beautiful crotch rocket, fast and sleek. The engine is completely covered so nothing ruins the aerodynamics or aesthetics of this machine.

SPECIAL EQUIPMENT: none



KAWASAKI GLADIUS

Top Speed:	160 mph	Acc/Decc:	20/45
Crew:	1	Range:	350mi
Passengers:	1	Cargo:	0KG
Maneuver:	+1	SDP:	10
SP:	0	Type:	cycle
Mass:	80kg	Cost:	15,000EB

The sleek bike built to move and stylish enough to grab all the attention when you stop.

SPECIAL EQUIPMENT: none



HONDA BIMAN

Top Speed:	160 mph	Acc/Decc:	20/35
Crew:	1	Range:	300mi
Passengers:	0	Cargo:	0KG
Maneuver:	+1	SDP:	25
SP:	5	Type:	cycle
Mass:	70kg	Cost:	16,250EB

Another crotch rocket from Honda.

SPECIAL EQUIPMENT: none



BMW NIGHTCRY

Top Speed:	160 mph	Acc/Decc:	25/35
Crew:	1	Range:	300mi
Passengers:	0	Cargo:	0KG
Maneuver:	+2	SDP:	30
SP:	5	Type:	cycle
Mass:	75kg	Cost:	17,000EB

This bike just looks downright bad ass, and you will definitely feel accelerated just by standing next to it. Definitely worth the price and fast enough to give the competition a run for its money.

SPECIAL EQUIPMENT: none




MITSUBISHI KAISONU

Top Speed:	160mph	Acc/Decc:	28/45
Crew:	1	Range:	mi
Passengers:	0	Cargo:	0KG
Maneuver:	+1	SDP:	30
SP:	5	Type:	cycle
Mass:	70kg	Cost:	18,750EB

A slick no-frills bike that still manages to turn heads and earn respect.

SPECIAL EQUIPMENT: none



SUZUKI FLEET

Top Speed:	160 mph	Acc/Decc:	25/45
Crew:	1	Range:	280mi
Passengers:	1	Cargo:	0KG
Maneuver:	+1	SDP:	35
SP:	10	Type:	cycle
Mass:	75kg	Cost:	17,700EB

A good all around street/racing bike with impressive speed and handling.

SPECIAL EQUIPMENT: none




BMW RAM

Top Speed:	160 mph	Acc/Decc:	27/40
Crew:	1	Range:	260mi
Passengers:	0	Cargo:	0KG
Maneuver:	+2	SDP:	30
SP:	5	Type:	cycle
Mass:	130kg	Cost:	18,200EB

Living up to its name the Ram is an angry and aggressive ride.

SPECIAL EQUIPMENT: none




DUCATI VIVAT

Top Speed:	160 mph	Acc/Decc:	25/35
Crew:	1	Range:	300mi
Passengers:	0	Cargo:	0KG
Maneuver:	+2	SDP:	30
SP:	5	Type:	cycle
Mass:	90kg	Cost:	19,500EB

Ducati bikes aren't just pretty, they also haul ass.

SPECIAL EQUIPMENT: none



BMW DACOIT

Top Speed:	170 mph	Acc/Decc:	28/15
Crew:	1	Range:	150mi
Passengers:	0	Cargo:	0KG
Maneuver:	+1	SDP:	20
SP:	5	Type:	cycle
Mass:	127kg	Cost:	21,500EB

A powerful, if somewhat odd looking, machine from BMW.

SPECIAL EQUIPMENT: none



SUZUKI APEX HR1000

Top Speed:	170 mph	Acc/Decc:	28/40
Crew:	1	Range:	250mi
Passengers:	1	Cargo:	0KG
Maneuver:	+1	SDP:	30
SP:	10	Type:	cycle
Mass:	40kg	Cost:	19,750EB

The apex is an odd little fully enclosed bike, with seating for an extra passenger on the outside. It hasn't sold as well as they thought, it seems one of the reasons people like giving rides on their bikes is to feel their honey's arms around them.

SPECIAL EQUIPMENT: digital control surface,




MERCEDES RAZORLINE

Top Speed:	175 mph	Acc/Decc:	30/40
Crew:	1	Range:	350mi
Passengers:	1	Cargo:	0KG
Maneuver:	+2	SDP:	30
SP:	15	Type:	cycle
Mass:	75kg	Cost:	24,500EB

Sleek, powerful, Mercedes. What else do you need to know?

SPECIAL EQUIPMENT: limited off-road capability,




HONDA BHOTA

Top Speed:	175 mph	Acc/Decc:	30/45
Crew:	1	Range:	340mi
Passengers:	0	Cargo:	0KG
Maneuver:	+1	SDP:	15
SP:	0	Type:	cycle
Mass:	65kg	Cost:	20,500EB

A high performance street bike, stylish and affordable.

SPECIAL EQUIPMENT: limited off-road capability,

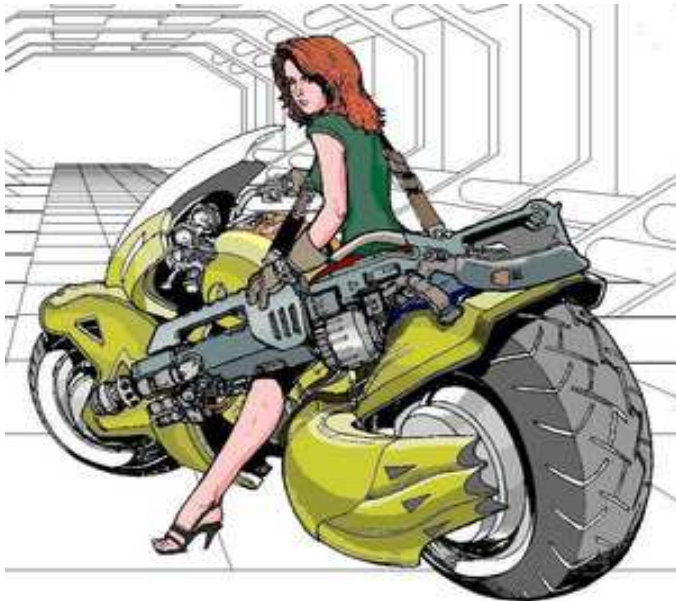


BMW DOBERMAN

Top Speed:	180 mph	Acc/Decc:	32/45
Crew:	1	Range:	320mi
Passengers:	0	Cargo:	50KG
Maneuver:	+2	SDP:	30
SP:	20	Type:	cycle
Mass:	95kg	Cost:	29,500EB

A true performance monster, this is one of the fastest bikes in production. It is used by many police forces as an interceptor vehicle, most notably the Highway Patrol. There is very little that can outrun or out accelerate this bike.

SPECIAL EQUIPMENT: digital control surface, cyberlink,




KUNDALINI SAGAWA

Top Speed:	180 mph	Acc/Decc:	28/40
Crew:	1	Range:	350mi
Passengers:	1	Cargo:	0KG
Maneuver:	+2	SDP:	35
SP:	15	Type:	cycle
Mass:	185kg	Cost:	25,000EB

A heavy bike, armored for protection and survival in harsh urban environments. Popular among nomads, bodyguards, private security, and urban mercenaries.

SPECIAL EQUIPMENT: limited off-road capability,

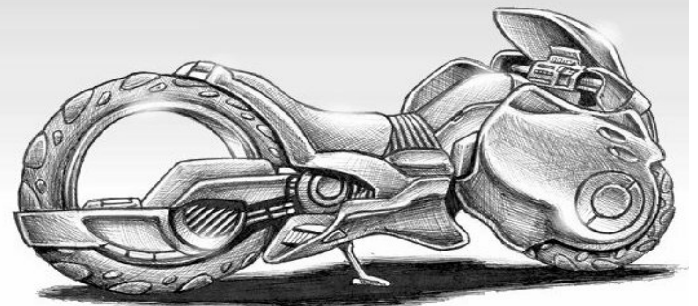


HARLEY CHASER

Top Speed:	180 mph	Acc/Decc:	28/35
Crew:	1	Range:	200mi
Passengers:	1	Cargo:	0KG
Maneuver:	+2	SDP:	20
SP:	5	Type:	cycle
Mass:	82kg	Cost:	23,300EB

Civilian version of the popular police motorcycle.

SPECIAL EQUIPMENT: limited off-road capability,




BMW 4656

Top Speed:	180 mph	Acc/Decc:	28/35
Crew:	1	Range:	300mi
Passengers:	0	Cargo:	0KG
Maneuver:	+2	SDP:	30
SP:	5	Type:	cycle
Mass:	110kg	Cost:	27,000EB

The free floating rear wheel design is innovative and fresh, and the motorcycles performance only enhances what is already seen as a triumph of next generation thinking.

SPECIAL EQUIPMENT: optional cyberlink



DUCATI PB-502

Top Speed:	180 mph	Acc/Decc:	28/45
Crew:	1	Range:	350mi
Passengers:	0	Cargo:	0KG
Maneuver:	+1	SDP:	30
SP:	10	Type:	cycle
Mass:	85kg	Cost:	26,000EB

If you love speed, and want to feel it in the very marrow of your bones, the PB-502 is the bike for you. Very popular among racers, the design of the bike is not meant for long trips. If you are looking for a road bike choose elsewhere, if you just want speed then choose this.

SPECIAL EQUIPMENT: limited off-road capability,




KUNDALINI NAZO

Top Speed:	180 mph	Acc/Decc:	28/47
Crew:	1	Range:	340mi
Passengers:	0	Cargo:	0KG
Maneuver:	+2	SDP:	35
SP:	15	Type:	cycle
Mass:	90kg	Cost:	29,500EB

Shamelessly fast, looks that kill and handling good enough to make you cry. After driving this bike it gets hard to tell if your riding a bike, or making love.

SPECIAL EQUIPMENT: off-road capable, GPS



CADENCE CHROME

Top Speed:	180 mph	Acc/Decc:	30/45
Crew:	1	Range:	400mi
Passengers:	0	Cargo:	0KG
Maneuver:	0	SDP:	15
SP:	0	Type:	CYCLE
Mass:	50kg	Cost:	31,200EB

The only Racing bike from Cadence. Fast as quicksilver, with 24k gold trim.

SPECIAL EQUIPMENT: limited off-road capability,

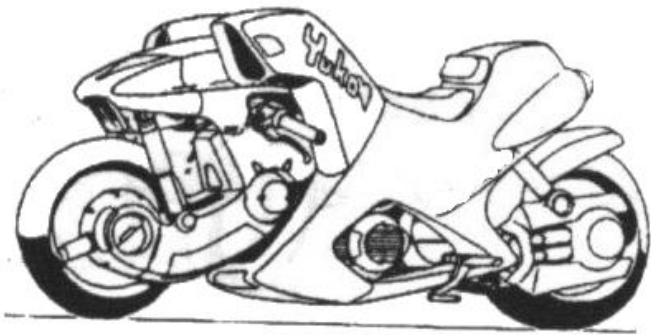


KAWASAKI ZZR-X

Top Speed:	180 mph	Acc/Decc:	25/45
Crew:	1	Range:	340mi
Passengers:	0	Cargo:	0KG
Maneuver:	+1	SDP:	25
SP:	10	Type:	cycle
Mass:	65kg	Cost:	28,000EB

A nice, aesthetically smooth bike from Kawasaki.

SPECIAL EQUIPMENT: none




HONDA YUKON

Top Speed:	180 mph	Acc/Decc:	33/45
Crew:	1	Range:	300mi
Passengers:	0	Cargo:	0KG
Maneuver:	+1	SDP:	15
SP:	0	Type:	cycle
Mass:	85kg	Cost:	28,400EB

This bike was born to run, and it owns the open road. Intimidating, with cornering comparable to finest machines on the streets.

SPECIAL EQUIPMENT: limited off-road capability,




HARLEY SHANK

Top Speed:	180 mph	Acc/Decc:	30/45
Crew:	1	Range:	380mi
Passengers:	0	Cargo:	0KG
Maneuver:	0	SDP:	15
SP:	0	Type:	cycle
Mass:	65kg	Cost:	26,200EB

The Shank is another experiment in design from Harley. This one is a little more appealing to the old school riders as well as the new kids.

SPECIAL EQUIPMENT: limited off-road capability,




KUNDALINI ACHIEVER

Top Speed:	180 mph	Acc/Decc:	30/45
Crew:	1	Range:	350mi
Passengers:	0	Cargo:	0KG
Maneuver:	+1	SDP:	40
SP:	10	Type:	cycle
Mass:	75kg	Cost:	29,500EB

An excellent street bike, popular with go-gangs and bosozuka, as well as with anyone who just feels the need for speed.

SPECIAL EQUIPMENT: limited off-road capability,



HARLEY TIGERCLAW

Top Speed:	180 mph	Acc/Decc:	25/40
Crew:	1	Range:	350mi
Passengers:	2	Cargo:	0KG
Maneuver:	0	SDP:	40
SP:	20	Type:	cycle
Mass:	165kg	Cost:	31,500EB

This very large, very powerful bike is popular with nomad outriders regardless of its high price. Its performance seems to pay for itself.

SPECIAL EQUIPMENT: limited off-road capability,




MITSUBISHI PCM-520 (from NCPD sourcebook)

Top Speed:	180 mph	Acc/Decc:	32/35
Crew:	1	Range:	150mi
Passengers:	0	Cargo:	20kg
Maneuver:	+2	SDP:	15
SP:	10	Type:	Bike
Mass:	90kg	Cost:	41,000EB

Designed specifically for law enforcement, the Mitsubishi PCM-520 features hinged and armored side panels for the officers protection, providing him ample cover without restricting his ability to bail rearward if necessary in an emergence. The forward ehadlights, mounted in retracting cowls on both sides of the bike are contrasted by the emergency lights, red on front and blue on the side panel ends. The police markings themselves are designed from a slightly bio-luminescent material, allowing them to be plainly visible at night without causing a distraction on the road. The bike is aerodynamically maximized, and is able to reach incredible speeds. While a civilian version is sold, this bike is only for experienced riders, beginners are strongly recommended against purchase. The civilian version does not come with police markings or equipment, and costs more due to the discount police departments get for ordering in bulk.

SPECIAL EQUIPMENT: Off-road capability, optional cyberlink




KAWASAKI GARLAND

Top Speed:	180 mph	Acc/Decc:	30/45
Crew:	1	Range:	300mi
Passengers:	1	Cargo:	0KG
Maneuver:	0	SDP:	30
SP:	10	Type:	cycle
Mass:	120kg	Cost:	39,000EB

A cruising bike that was designed by the same team as the Vanguard. Originally a prototype for the Vanguard the Garland features a rollbar and a very impressive top speed.

SPECIAL EQUIPMENT: radio




HONDA KENSHIN

Top Speed:	180mph	Acc/Decc:	25/35
Crew:	1	Range:	280mi
Passengers:	0	Cargo:	0KG
Maneuver:	+1	SDP:	20
SP:	5	Type:	cycle
Mass:	65kg	Cost:	26,200EB

A high powered bike from Honda that easily stands up to the competition.

SPECIAL EQUIPMENT: limited off-road capability,



KUNDALINI THRESHER

Top Speed:	185 mph	Acc/Decc:	25/35
Crew:	1	Range:	300mi
Passengers:	1	Cargo:	0KG
Maneuver:	+1	SDP:	30
SP:	5	Type:	cycle
Mass:	65kg	Cost:	31,200EB

Don't just be another pedestrian on the road of life, be a predator. With the Kundalini Thresher you can hunt the mean streets looking for action, or tear up the highway leaving the world behind.

SPECIAL EQUIPMENT: limited off-road capability,



KUNDALINI GRENDER

Top Speed:	180mph	Acc/Decc:	28/40
Crew:	1	Range:	250mi
Passengers:	1	Cargo:	0KG
Maneuver:	+1	SDP:	25
SP:	5	Type:	cycle
Mass:	65kg	Cost:	32,000EB

Kundalini provides artistry to motorcycles that more than justifies their inflated price tags, and the Grender is no exception.

SPECIAL EQUIPMENT: limited off-road capability,



KUNDALINI RAZPER

Top Speed:	185 mph	Acc/Decc:	32/45
Crew:	1	Range:	250mi
Passengers:	0	Cargo:	0KG
Maneuver:	0	SDP:	40
SP:	15	Type:	cycle
Mass:	90kg	Cost:	34,000EB

Its rare to see armor this heavy on a bike this fast.

SPECIAL EQUIPMENT: limited off-road capability,




DUCATI LAZARETH

Top Speed:	185mph	Acc/Decc:	32/35
Crew:	1	Range:	300mi
Passengers:	0	Cargo:	0KG
Maneuver:	0	SDP:	20
SP:	5	Type:	cycle
Mass:	80kg	Cost:	32,500EB

Never sacrifice class for speed, never sacrifice speed for class.

SPECIAL EQUIPMENT: none



KUNDALINI HKR-305

Top Speed:	190 mph	Acc/Decc:	25/35
Crew:	1	Range:	300mi
Passengers:	1	Cargo:	0KG
Maneuver:	+2	SDP:	30
SP:	10	Type:	cycle
Mass:	85kg	Cost:	33,500EB

The HKR-305 is a large heavy, but surprisingly responsive piece of mechanical artistry. Control is nearly intuitive, and the price is more than fair.

SPECIAL EQUIPMENT: NONE



KUNDALINI MIMIAO

Top Speed:	190 mph	Acc/Decc:	30/45
Crew:	1	Range:	300mi
Passengers:	0	Cargo:	0KG
Maneuver:	+2	SDP:	30
SP:	5	Type:	cycle
Mass:	95kg	Cost:	35,000EB

Kundalini again keeps things fresh and exciting with their latest street beast.

SPECIAL EQUIPMENT: none



KAWASAKI RC8

Top Speed:	190 mph	Acc/Decc:	28/40
Crew:	1	Range:	350mi
Passengers:	0	Cargo:	0KG
Maneuver:	+1	SDP:	35
SP:	10	Type:	cycle
Mass:	55kg	Cost:	34,500EB

A simple racing bike with an innovative design, almost alien in appearance.

SPECIAL EQUIPMENT: none



BMW SOURCE 5

Top Speed:	190 mph	Acc/Decc:	28/35
Crew:	1	Range:	330mi
Passengers:	0	Cargo:	20KG
Maneuver:	+3	SDP:	30
SP:	15	Type:	cycle
Mass:	115kg	Cost:	38,750EB

The Source 5 from BMW is a very aerodynamic enclosed recumbent, it also features front wheel drive and floating rear wheel design for added stability and greater control at high speeds.

SPECIAL EQUIPMENT: digital display, GPS



MISTUBISHI TETSUO

Top Speed:	190mph	Acc/Decc:	35/45
Crew:	1	Range:	300mi
Passengers:	0	Cargo:	0KG
Maneuver:	+1	SDP:	30
SP:	5	Type:	cycle
Mass:	80kg	Cost:	36,000EB

Before the Kaneda there was the Testuo concept vehicle. The Tetsuo is a speed bike with a more standard configuration, but many of the features that originally went into the Kaneda are apparent here. Now this much loved concept vehicle is finally available to the public.

SPECIAL EQUIPMENT: limited off-road capability,




DUCATI ARISTO

Top Speed:	190mph	Acc/Decc:	25/45
Crew:	1	Range:	mi
Passengers:	0	Cargo:	0KG
Maneuver:	0	SDP:	25
SP:	5	Type:	cycle
Mass:	85kg	Cost:	35,000EB

Ducati knows speed, Ducati knows style, Ducati knows excellence.

SPECIAL EQUIPMENT: limited off-road capability,




DUCATI VELOCITY

Top Speed:	190 mph	Acc/Decc:	35/45
Crew:	1	Range:	380mi
Passengers:	1	Cargo:	0KG
Maneuver:	+1	SDP:	25
SP:	0	Type:	cycle
Mass:	70kg	Cost:	37,200EB

Another sports bike from Ducati. Clean design, high maneuverability and impressive power make this a favorite among riders.

SPECIAL EQUIPMENT: limited off-road capability,

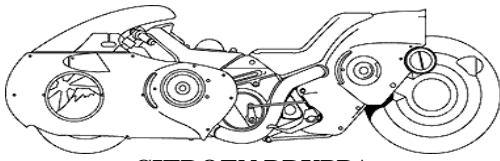


HONDA MOTOHOUND-GX

Top Speed:	190 mph	Acc/Decc:	30/35
Crew:	1	Range:	300mi
Passengers:	1	Cargo:	0KG
Maneuver:	+1	SDP:	30
SP:	10	Type:	cycle
Mass:	88kg	Cost:	35,000EB

Fast and tough, perfect for nomad escorts or just the urban roadwarrior.

SPECIAL EQUIPMENT: limited off-road capability,

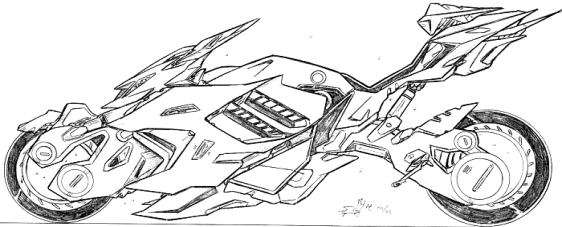


CITROEN BRUPPA

Top Speed:	190 mph	Acc/Decc:	31/40
Crew:	1	Range:	380mi
Passengers:	0	Cargo:	0KG
Maneuver:	-2	SDP:	30
SP:	5	Type:	cycle
Mass:	175kg	Cost:	39,500EB

An old style racing bike from Citroen, very low to the ground, very fast.

SPECIAL EQUIPMENT: none




KUNDALINI SHURIKEN

Top Speed:	200mph	Acc/Decc:	27/35
Crew:	1	Range:	300mi
Passengers:	0	Cargo:	0KG
Maneuver:	-1	SDP:	25
SP:	5	Type:	cycle
Mass:	110kg	Cost:	40,000EB

No one is quite sure what Kundalini was thinking when they put that monster tail/backrest on this beast of a bike, but it sure does tend to make it unstable, especially at the ridiculous speeds it can reach.

SPECIAL EQUIPMENT: none



DUCATI ERIWELL

Top Speed:	200mph	Acc/Decc:	30/45
Crew:	1	Range:	200mi
Passengers:	0	Cargo:	0KG
Maneuver:	-2	SDP:	20
SP:	5	Type:	cycle
Mass:	70kg	Cost:	39,000EB

Sleds like this seem to be becoming more common, being that close to the ground, moving head first, at those speeds, provides a rush like nothing else.

SPECIAL EQUIPMENT: none




HONDA NA5

Top Speed:	200 mph	Acc/Decc:	30/40
Crew:	1	Range:	350mi
Passengers:	0	Cargo:	0KG
Maneuver:	+2	SDP:	30
SP:	5	Type:	cycle
Mass:	65kg	Cost:	38,500EB

Aggressive, sleek, beautiful, like a 2-wheeled predator stalking the highway and haunting the streets.

SPECIAL EQUIPMENT: limited off-road capability,




HARLEY SCARAB

Top Speed:	200 mph	Acc/Decc:	28/45
Crew:	1	Range:	360mi
Passengers:	0	Cargo:	0KG
Maneuver:	+1	SDP:	20
SP:	0	Type:	cycle
Mass:	80kg	Cost:	37,000EB

It seems Harley is trying a few new looks this year, with the release of the Scarab they move away from the Classic style and into a more streamlined powerful look. While not as popular with the die hard Harley supporters, it sells very well to the new generation of riders.

SPECIAL EQUIPMENT: none



KAWASAKI/YAMAHA TYPE 77

Top Speed:	200 mph	Acc/Decc:	35/45
Crew:	1	Range:	310mi
Passengers:	0	Cargo:	0KG
Maneuver:	0	SDP:	35
SP:	5	Type:	cycle
Mass:	70kg	Cost:	40,200EB

Kundalini's Type 77 is well respected, and rightfully so, its speed and acceleration are phenomenal, and its a surprisingly comfortable ride.

SPECIAL EQUIPMENT: optional cyberlink




BMW S3RZ

Top Speed:	200mph	Acc/Decc:	30/45
Crew:	1	Range:	300mi
Passengers:	1	Cargo:	0KG
Maneuver:	-1	SDP:	30
SP:	5	Type:	cycle
Mass:	115kg	Cost:	43,000EB

BMW's streamlined S3RZ superbike is long, lean, and full of a ludicrous amount of angry horses waiting to devour the road.

SPECIAL EQUIPMENT: cyberlink




DUCATI SCARLETT

Top Speed:	210 mph	Acc/Decc:	35/50
Crew:	1	Range:	360mi
Passengers:	0	Cargo:	0KG
Maneuver:	+2	SDP:	25
SP:	5	Type:	cycle
Mass:	68kg	Cost:	44,000EB

A high end racing bike. While the Scarlett was built for racing it is street legal. Popular with road warriors we must warn you, this bike is for seasoned drivers, absolutely not for beginners.

SPECIAL EQUIPMENT: optional cyberlink



KUNDALINI INTRUDER

Top Speed:	220mph	Acc/Decc:	30/45
Crew:	1	Range:	320mi
Passengers:	0	Cargo:	0KG
Maneuver:	+1	SDP:	30
SP:	5	Type:	cycle
Mass:	kg	Cost:	49,000EB

Kundalini raises the limits performance at every turn, and this is one of their most sought after bikes, for those who can handle it.

SPECIAL EQUIPMENT: optional cyberlink




DUCATI BRIGHTSHADOW

Top Speed:	220 mph	Acc/Decc:	30/40
Crew:	1	Range:	300mi
Passengers:	1	Cargo:	0KG
Maneuver:	+1	SDP:	45
SP:	5	Type:	cycle
Mass:	125kg	Cost:	47,000EB

An urban monster, the Brightshadow has become popular in high risk areas due to its durability.

SPECIAL EQUIPMENT: optional cyberlink




KUNDALINI ROCHIN

Top Speed:	220 mph	Acc/Decc:	30/50
Crew:	1	Range:	250mi
Passengers:	0	Cargo:	0KG
Maneuver:	-2	SDP:	30
SP:	10	Type:	cycle
Mass:	40kg	Cost:	48,500EB

To feel the thrust of the Rochin is like riding a wild animal, trying to control it, but knowing any second the beast could turn and your paste. That's what riding is all about, that's what driving excitement really means. That's the feeling this bike bestows. Don not even look at this bike if you are a beginner.

SPECIAL EQUIPMENT: optional cyberlink

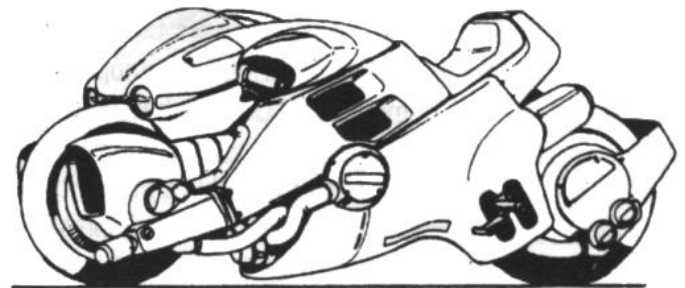


DUCATI RAPTOR

Top Speed:	225 mph	Acc/Decc:	33/45
Crew:	1	Range:	340mi
Passengers:	0	Cargo:	0KG
Maneuver:	+1	SDP:	45
SP:	5	Type:	cycle
Mass:	65kg	Cost:	55,400EB

The Raptor, sleek and fast as hell. This bike is large and heavy, and not recommended for beginners.

SPECIAL EQUIPMENT: optional cyberlink



KUNDALINI CHIBA

Top Speed:	225 mph	Acc/Decc:	38/50
Crew:	1	Range:	380mi
Passengers:	0	Cargo:	0KG
Maneuver:	+2	SDP:	50
SP:	20	Type:	cycle
Mass:	40kg	Cost:	53,500EB

Ultrafast, born to run, a speed demon, quicksilver, none of these terms come even close to the power of this beast. Words can't express the true nature of this ride, it just has to be ridden.

SPECIAL EQUIPMENT: optional cyberlink



SUZUKI G-STRIDER

Top Speed:	225mph	Acc/Decc:	32/45
Crew:	1	Range:	350mi
Passengers:	0	Cargo:	0KG
Maneuver:	+1	SDP:	40
SP:	10	Type:	cycle
Mass:	155kg	Cost:	52,000EB

Some bikes you just can't help but desire. One look at this bike and you know why, just a glimpse and you can almost feel the acceleration, the feel of cornering, the wind on your face as the open road lies before and dust is all that visible behind.

SPECIAL EQUIPMENT: digital display, audio entertainment, GPS, limited off-road cabaility, optional cyberlink



SUZUKI STREETSONG

Top Speed:	235mph	Acc/Decc:	22/35
Crew:	1	Range:	300mi
Passengers:	0	Cargo:	0KG
Maneuver:	+1	SDP:	30
SP:	5	Type:	cycle
Mass:	140kg	Cost:	55,000EB

The idea behind the Streetsong is that the bike will flex and contract like the human musculature system, enabling a more natural feeling while riding. The partially enclosed bike does have several problems however, as the enclosure leaves the head, arms, and legs, flailing freely in the event of accident. Suzuki is working on a slightly wider, more enclosed cage to combat these issues, which should be available sometime next year.

SPECIAL EQUIPMENT: digital display, audio entertainment, GPS, limited off-road cabaility, optional cyberlink




DUCATI OBREJA

Top Speed:	235mph	Acc/Decc:	32/45
Crew:	1	Range:	250mi
Passengers:	0	Cargo:	0KG
Maneuver:	0	SDP:	30
SP:	10	Type:	cycle
Mass:	160kg	Cost:	58,750EB

An audacious bike, ridiculously fast and downright lethal, The design and speed of this bike has made it a dream machine of every riding enthusiast on the planet.

SPECIAL EQUIPMENT: optional cyberlink



KUNDALINI ODACHI

Top Speed:	235mph	Acc/Decc:	25/40
Crew:	1	Range:	mi
Passengers:	0	Cargo:	0KG
Maneuver:	-2	SDP:	25
SP:	5	Type:	cycle
Mass:	190kg	Cost:	56,000EB

The fastest in the Demonseed line of Kundalini's overwrought, but intensely fast and intimidating bikes.

SPECIAL EQUIPMENT: optional cyberlink



MITSUBISHI D-FLASH

Top Speed:	235mph	Acc/Decc:	25/35
Crew:	1	Range:	300mi
Passengers:	1	Cargo:	0KG
Maneuver:	+1	SDP:	30
SP:	10	Type:	cycle
Mass:	160kg	Cost:	55,250EB

Much to Mitsubishi's chagrin, this bike otherwise respectable bike has become a favorite among speedgangs.

SPECIAL EQUIPMENT: limited off-road capability, optional cyberlink




CADENCE HYPERSLED

Top Speed:	240mph	Acc/Decc:	32/40
Crew:	1	Range:	200mi
Passengers:	0	Cargo:	0KG
Maneuver:	-3	SDP:	20
SP:	5	Type:	cycle
Mass:	kg	Cost:	63,000EB

Cadences fastest bike by far, this sled was built to test the limits of Cadence engineering.

SPECIAL EQUIPMENT: optional cyberlink

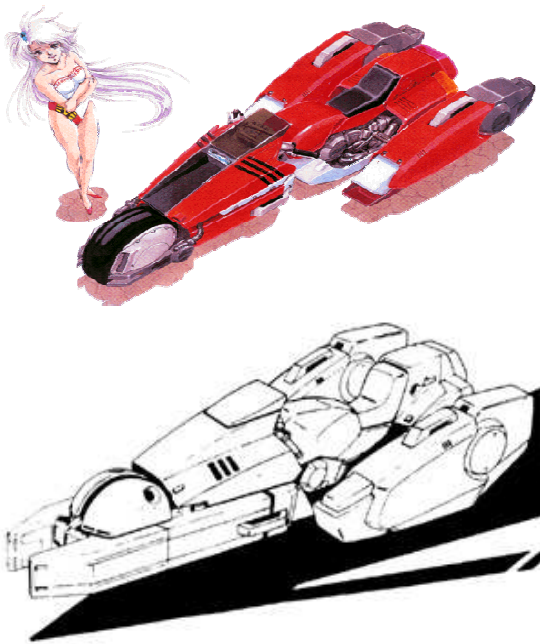


BMW STRATA

Top Speed:	235mph	Acc/Decc:	32/45
Crew:	1	Range:	250mi
Passengers:	1	Cargo:	0KG
Maneuver:	-2	SDP:	25
SP:	10	Type:	cycle
Mass:	210kg	Cost:	61,000EB

This bike has a v-8 engine, and it seems it was built just to see what could be done with that, the result is an impressive 235 miles per hour, on a an extremely heavy frame. Really, while stunning, the bike is too heavy and too long to be of much use anywhere but on the open road... preferably long straight open roads.

SPECIAL EQUIPMENT: none



KAWASAKI VANGUARD-CR

Top Speed:	240mph	Acc/Decc:	30/50
Crew:	1	Range:	250mi
Passengers:	0	Cargo:	0KG
Maneuver:	-2	SDP:	30
SP:	10 (20)	Type:	cycle
Mass:	135kg	Cost:	77,000EB

This is the street version of the popular Vanguard racing bike available in standard and the new armored version. While severely reduced in speed to make it street legal it still retains its hard styling and unbeatable performance. (For stats on the racing version check out the [RACE CARS OF 2020](#) article.)

SPECIAL EQUIPMENT: cyberlink



KUNDALINI SNATCHER

Top Speed:	240 mph	Acc/Decc:	32/40
Crew:	1	Range:	300mi
Passengers:	1	Cargo:	0KG
Maneuver:	-1	SDP:	40
SP:	20	Type:	cycle
Mass:	190kg	Cost:	58,400EB

A high speed performance bike from the name that defines motorcycle performance.

SPECIAL EQUIPMENT: none

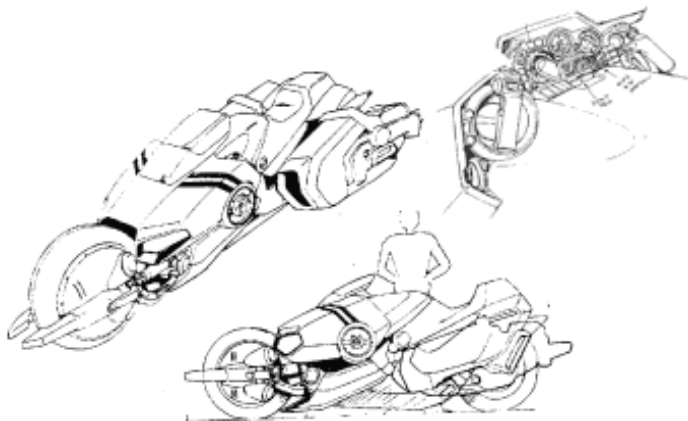


KUNDALINI ROADBURNER

Top Speed:	250 mph	Acc/Decc:	35/35
Crew:	1	Range:	220mi
Passengers:	1	Cargo:	0KG
Maneuver:	-2	SDP:	40
SP:	10	Type:	cycle
Mass:	185kg	Cost:	84,500EB

One of the fastest street legal bikes available, the motorcycle equivalent of a Lamborghini.

SPECIAL EQUIPMENT: cyberlink

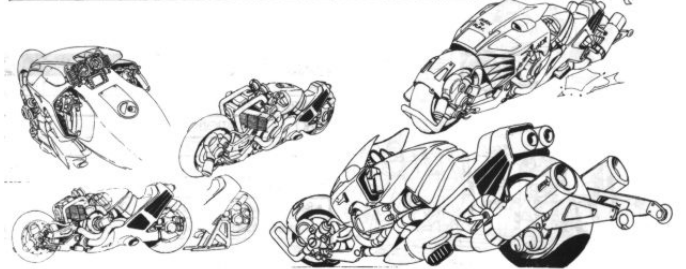
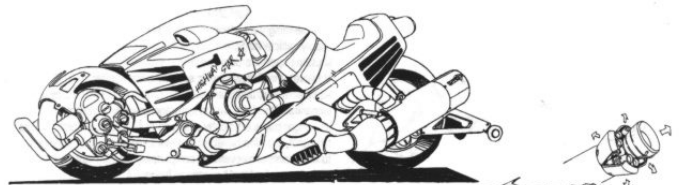
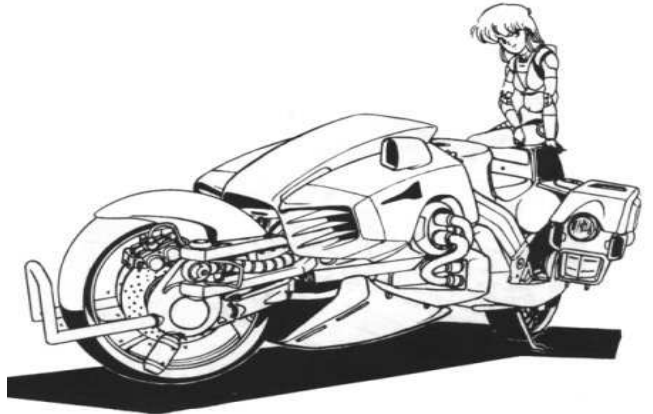



2020 KAWASAKI VANGUARD XR

Top Speed:	250 mph	Acc/Dec:	40/50
Crew:	1	Range:	280 mi
Passengers:	0	Cargo:	0
Maneuver:	-2	SDP:	30
SP:	10	Type:	motorcycle
Mass:	220 kg	Cost:	77,240 EB

The Vanguard is the average racing bike for 2020. Sleek powerful and huge, this metal beast takes a rider of incredible skill to tame it.

SPECIAL EQUIPMENT: Laser communicator in helmet, cyberlink



MITSUBISHI MUTUCA

Top Speed:	260mph	Acc/Dec:	35/40
Crew:	1	Range:	500mi
Passengers:	0	Cargo:	0KG
Maneuver:	-2	SDP:	30
SP:	5	Type:	cycle
Mass:	110kg	Cost:	90,000EB

Don't let its size fool you, this is the fastest sled available on the road.

SPECIAL EQUIPMENT: none

DUCATI MORNINGSTAR

Top Speed:	300 mph	Acc/Dec:	35/50
Crew:	1	Range:	300mi
Passengers:	0	Cargo:	0KG
Maneuver:	0	SDP:	35
SP:	0	Type:	cycle
Mass:	205kg	Cost:	125,000EB

The Morningstar is built for racing, and nothing else. Unlike the Kawasaki Vanguard, there is no street version of this machine. This bike is extremely heavy, and corners well at high speeds.

SPECIAL EQUIPMENT: none




KUNDALINI LETHALITY

Top Speed:	320 mph	Acc/Decc:	35/45
Crew:	1	Range:	300mi
Passengers:	0	Cargo:	0KG
Maneuver:	-3	SDP:	60
SP:	20	Type:	cycle
Mass:	275kg	Cost:	165,000EB

This is it, the fastest street bike in the world. Only street legal on the autobahn. If you aren't a top ranked motorcycle driver, don't even look at this bike.

SPECIAL EQUIPMENT: cyberlink, digital control surface,



CITROEN OIF

Top Speed:	340mph	Acc/Decc:	50/50
Crew:	1	Range:	100mi
Passengers:	0	Cargo:	0KG
Maneuver:	-2	SDP:	50
SP:	10	Type:	cycle
Mass:	320kg	Cost:	275,000EB

Less motorcycle, more jet fighter on wheels. This is the ultimate class of motorcycle racing, not street legal anywhere in the world. Citroen has been making inexpensive vehicles for the everyman for so long, people forgot that they were once a name to be reckoned with on the racing circuit... this bike reminds them.

SPECIAL EQUIPMENT: cybernetic link, emergency parachute brakes




MERCEDES BBS

Top Speed:	350mph	Acc/Decc:	50/55
Crew:	1	Range:	100mi
Passengers:	0	Cargo:	0KG
Maneuver:	-2	SDP:	50
SP:	10	Type:	cycle
Mass:	300kg	Cost:	281,000EB

Mercedes entrant into the ultimate racing circuit.

SPECIAL EQUIPMENT: cybernetic link, emergency parachute brakes

RECUMBENT BIKES



KUNDALINI ECOBIKE

Top Speed:	60 mph	Acc/Decc:	10/45
Crew:	1	Range:	300mi
Passengers:	1	Cargo:	50KG
Maneuver:	0	SDP:	20
SP:	10	Type:	cycle
Mass:	50kg	Cost:	2500EB

The Ecobike is an electrically powered recumbent bike, fully enclosed and sporting power lowered side wheels for extra stability at low speeds and stops.

SPECIAL EQUIPMENT: none



KUNDALINI CABINA

Top Speed:	80 mph	Acc/Decc:	20/30
Crew:	1	Range:	250mi
Passengers:	0	Cargo:	0KG
Maneuver:	+1	SDP:	40
SP:	10	Type:	cycle
Mass:	28kg	Cost:	3,000EB

A sleek fully enclosed recumbent with limited off-road capability.

SPECIAL EQUIPMENT: off-road capability, audio entertainment suite,



KUNDALINI NEEDLE

Top Speed:	80 mph	Acc/Decc:	20/45
Crew:	1	Range:	350mi
Passengers:	0	Cargo:	40KG
Maneuver:	+1	SDP:	30
SP:	10	Type:	cycle
Mass:	65kg	Cost:	3,500EB

A fully enclosed recumbent. Great mileage and superb handling as well as impressive speed make this a popular machine. Seen frequently among corporates and goldenkids.

SPECIAL EQUIPMENT: none

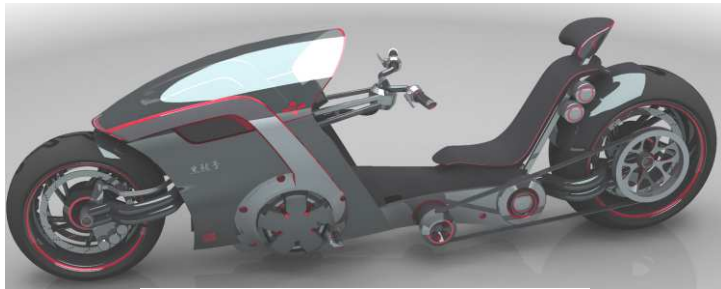


KAWASAKI MARMOCET

Top Speed:	90 mph	Acc/Decc:	15/30
Crew:	1	Range:	350mi
Passengers:	0	Cargo:	20KG
Maneuver:	+1	SDP:	30
SP:	10	Type:	cycle
Mass:	55kg	Cost:	2500EB

Somewhere in between a full fledged bike and a scooter you will find the Marmocet. The perfect bike for beginners, students, and those who just need to get from point A to B.

SPECIAL EQUIPMENT: none



MITSUBISHI KUROSHACHI

Top Speed:	90mph	Acc/Decc:	25/35
Crew:	1	Range:	250mi
Passengers:	0	Cargo:	0KG
Maneuver:	0	SDP:	20
SP:	5	Type:	cycle
Mass:	60kg	Cost:	3800EB

A simple but very sleek looking recumbent from Mitsubishi.

SPECIAL EQUIPMENT: none



CITROEN HANZIC

Top Speed:	100 mph	Acc/Decc:	25/40
Crew:	1	Range:	350mi
Passengers:	0	Cargo:	20KG
Maneuver:	+1	SDP:	20
SP:	5	Type:	cycle
Mass:	145kg	Cost:	3,500EB

A simple European recumbent, fully enclosed for comfort and safety.

SPECIAL EQUIPMENT: none




SUZUKI BOBSLED

Top Speed:	120 mph	Acc/Decc:	20/40
Crew:	1	Range:	350mi
Passengers:	0	Cargo:	0KG
Maneuver:	-2	SDP:	40
SP:	10	Type:	cycle
Mass:	55kg	Cost:	5500EB

A fully enclosed recumbent from Suzuki, the Bobsled is perfect for the corporate on a budget who enjoys the freedom of a motorcycle but still enjoys the comfort of being free from harsh wind and rain. For those who love the outdoors the lexan top portion is removable.

SPECIAL EQUIPMENT: climate control, audio entertainment suite, digital control surface,



TONDA QV 450 RF (from Shirowpunk Conversions)

Top Speed:	120 mph	Acc/Dcc:	15/25
Crew:	1	Range:	230mi
Passengers:	0	Cargo:	40 kg
Maneuver:	+2	SDP:	25
SP:	10	Type:	cycle
Mass:	160 kg	Cost:	6,380 eb

An average recumbent bike. Most of the motorcycles in the world of Appleseed have free floating forks, and makes use of drive by wire technology. This translates into the slower you go the tighter you turn. (Appleseed)




CopyRight Alex "Vasteel" Ang 2006

HARLEY VASTEEL

Top Speed:	130 mph	Acc/Decc:	20/35
Crew:	1	Range:	300mi
Passengers:	0	Cargo:	40KG
Maneuver:	+1	SDP:	35
SP:	5	Type:	cycle
Mass:	150kg	Cost:	6,400EB

Harley has been paying more attention to the Nomad communities needs and requests, and the Vasteel is one of their attempts at facilitating those requests. An extremely comfortable bike that doesn't sacrifice that Harley "meanness".

SPECIAL EQUIPMENT: limited off-road capability



HONDA NODA

Top Speed:	140 mph	Acc/Decc:	20/30
Crew:	1	Range:	300mi
Passengers:	0	Cargo:	20KG
Maneuver:	+1	SDP:	25
SP:	0	Type:	cycle
Mass:	230kg	Cost:	9600EB

A large recumbent, sturdy enough for most full conversion prosthetic bodies.

SPECIAL EQUIPMENT: none



HYUNDAI RABENA

Top Speed:	155 mph	Acc/Decc:	25/40
Crew:	1	Range:	360mi
Passengers:	0	Cargo:	20KG
Maneuver:	+1	SDP:	30
SP:	5	Type:	cycle
Mass:	150kg	Cost:	11,500EB

Hyundai's knock off of the Mitsubishi Kaneda.

SPECIAL EQUIPMENT: audio entertainment suite,



HONDA GENESIS

Top Speed:	155mph	Acc/Decc:	20/35
Crew:	1	Range:	300mi
Passengers:	0	Cargo:	0KG
Maneuver:	0	SDP:	20
SP:	5	Type:	cycle
Mass:	85kg	Cost:	10,250EB

A simple, inexpensive, recumbent that's faster than it looks.

SPECIAL EQUIPMENT:



HONDA RIDE-IT

Top Speed:	155mph	Acc/Decc:	25/40
Crew:	1	Range:	280mi
Passengers:	0	Cargo:	0KG
Maneuver:	+1	SDP:	25
SP:	5	Type:	cycle
Mass:	120kg	Cost:	11,950EB

An extremely popular recumbent bike from Honda. The roof is a welcome addition.

SPECIAL EQUIPMENT: none



HARLEY MECHINAMI

Top Speed:	155mph	Acc/Decc:	20/40
Crew:	1	Range:	300mi
Passengers:	0	Cargo:	0KG
Maneuver:	+1	SDP:	24
SP:	5	Type:	cycle
Mass:	165kg	Cost:	12,500EB

A decent entry by Harley, though like many late recumbent models, the design is a little to derivative of the Mitsubishi Kaneda.

SPECIAL EQUIPMENT: none

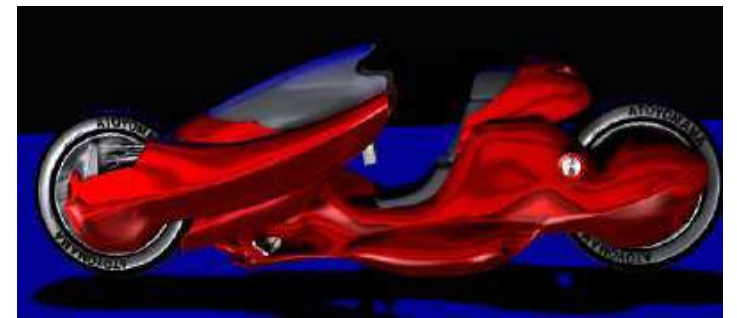


SUZUKI NIKAIIDO

Top Speed:	160mph	Acc/Decc:	25/45
Crew:	1	Range:	mi
Passengers:	0	Cargo:	0KG
Maneuver:	+2	SDP:	30
SP:	10	Type:	cycle
Mass:	155kg	Cost:	14,000EB

An extremely stylish and well respected recumbent from Suzuki.

SPECIAL EQUIPMENT: optional cyberlink




CADENCE MIMEO

Top Speed:	160 mph	Acc/Decc:	25/40
Crew:	1	Range:	250mi
Passengers:	0	Cargo:	0KG
Maneuver:	+1	SDP:	25
SP:	5	Type:	cycle
Mass:	150kg	Cost:	16750EB

A very comfortable Cadence version of the Mitsubishi Kaneda, seems like everyone is fascinated with Mitsubishi's triumph of design.

SPECIAL EQUIPMENT: audio entertainment suite, GPS, digital control surface,



HARLEY KOPEND

Top Speed:	165 mph	Acc/Decc:	27/40
Crew:	1	Range:	380mi
Passengers:	1	Cargo:	100KG
Maneuver:	-1	SDP:	60
SP:	25	Type:	cycle
Mass:	575kg	Cost:	28,500EB

Huge, heavy, and built for two, the Harley Kopard is the perfect bike for the long haul. One of the few fully enclosed recumbents made with the passenger in mind, you and your significant other, or just your partner, can ride in all the safety and comfort of a car, without sacrificing the speed and mobility of a bike. Originally developed for the military, the Kopard has been made available to the general public. While a bit pricey, it still has become a favorite in the nomad community.

SPECIAL EQUIPMENT: audio entertainment suite, environment control, off-road capability,



HONDA ST

Top Speed:	165mph	Acc/Decc:	20/40
Crew:	1	Range:	280mi
Passengers:	0	Cargo:	0KG
Maneuver:	0	SDP:	25
SP:	5	Type:	cycle
Mass:	120kg	Cost:	16,000EB

Honda's ST is an underrated bike with decent performance for the price.

SPECIAL EQUIPMENT: none

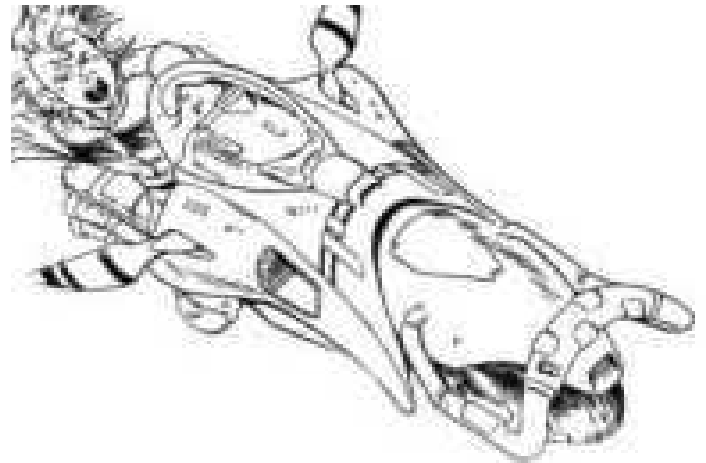


CADENCE TAKEOFF

Top Speed:	165 mph	Acc/Decc:	25/30
Crew:	1	Range:	250mi
Passengers:	0	Cargo:	0KG
Maneuver:	0	SDP:	25
SP:	5	Type:	cycle
Mass:	115kg	Cost:	17,000EB

A sleek recumbent from Cadence, perfect for the corporate mover on the go or anyone who likes to experience the road in all its glory.

SPECIAL EQUIPMENT: GPS, audio entertainment suite



HARLEY MOHAWK

Top Speed:	170 mph	Acc/Decc:	28/45
Crew:	1	Range:	300mi
Passengers:	1	Cargo:	0KG
Maneuver:	+1	SDP:	25
SP:	0	Type:	cycle
Mass:	170kg	Cost:	19,200EB

A tough recumbent from Harley, very popular in the nomad community.

SPECIAL EQUIPMENT: limited off-road capability



MITSUBISHI LOVECRAFT

Top Speed:	175 mph	Acc/Decc:	30/40
Crew:	1	Range:	360mi
Passengers:	0	Cargo:	0KG
Maneuver:	+2	SDP:	30
SP:	0	Type:	cycle
Mass:	160kg	Cost:	20,500EB

The little brother to the Shigure, the Lovecraft is a beautifully styled recumbent, fully capable of making its mark in any crowd. Don't just own the road, dominate it.

SPECIAL EQUIPMENT: limited off-road capability, audio entertainment suite,



MITSUBISHI LONGSTRIDE

Top Speed:	180mph	Acc/Decc:	25/40
Crew:	1	Range:	450mi
Passengers:	0	Cargo:	0KG
Maneuver:	-1	SDP:	30
SP:	5	Type:	cycle
Mass:	210kg	Cost:	22,500EB

An extended, heavier version of the Kaneda with a much longer range and a more comfortable, if drastically less maneuverable, ride.

SPECIAL EQUIPMENT: optional cyberlink




MITSUBISHI HUDA

Top Speed:	180mph	Acc/Decc:	25/35
Crew:	1	Range:	200mi
Passengers:	0	Cargo:	0KG
Maneuver:	+2	SDP:	25
SP:	10	Type:	cycle
Mass:	80kg	Cost:	23,000EB

Proving why they lead the recumbent revolution, Mitsubishi introduces the Huda, a lightweight, very slim off road recumbent that has the appearance of a flattened Kaneda.

SPECIAL EQUIPMENT: off-road capable



HONDA YUSEI

Top Speed:	185mph	Acc/Decc:	28/45
Crew:	1	Range:	mi
Passengers:	0	Cargo:	0KG
Maneuver:	+1	SDP:	30
SP:	5	Type:	cycle
Mass:	190kg	Cost:	23,800EB

Another popular bike from Honda, who seems to be taking the recumbent concept and running it in new and exciting directions.

SPECIAL EQUIPMENT: optional cyberlink



DUCATI INOCA

Top Speed:	190 mph	Acc/Decc:	30/35
Crew:	1	Range:	300mi
Passengers:	0	Cargo:	0KG
Maneuver:	+2	SDP:	20
SP:	5	Type:	cycle
Mass:	130kg	Cost:	26,000EB

Ducati's latest recumbent racing bike.

SPECIAL EQUIPMENT: optional cyberlink



MITSUBISHI SHIGURE

Top Speed:	190 mph	Acc/Decc:	32/45
Crew:	1	Range:	360mi
Passengers:	0	Cargo:	0KG
Maneuver:	+2	SDP:	30
SP:	0	Type:	cycle
Mass:	120kg	Cost:	28,800EB

An extremely fast recumbent racing bike, as popular with bosozuka and go gangs as it is with racers and true riding enthusiasts. The perfect bike for the urban streets.

SPECIAL EQUIPMENT: limited off-road capability, audio entertainment suite, digital control surface, .




MITSUBISHI KANEDA II

Top Speed:	200 mph	Acc/Decc:	30/45
Crew:	1	Range:	220mi
Passengers:	0	Cargo:	0KG
Maneuver:	+2	SDP:	35
SP:	15	Type:	cycle
Mass:	125kg	Cost:	29,750EB

The bike that put recumbents on the map is back this season, with an upgraded engine and optional cyberlink. By far the best selling and most popular recumbent on the road, and the subject of scores of imitations.

SPECIAL EQUIPMENT: digital display, optional cyberlink




KUNDALINI TALON

Top Speed:	210 mph	Acc/Decc:	30/35
Crew:	1	Range:	300mi
Passengers:	0	Cargo:	0KG
Maneuver:	+2	SDP:	30
SP:	5	Type:	cycle
Mass:	135kg	Cost:	31,200EB

Recumbent bikes are now making a large impact on motorcycle racing, it is theorized that a large part of this is due to the comfort of the rider, allowing him to endure longer times on the track without back, leg and arm strain.

SPECIAL EQUIPMENT: optional cyberlink,




KUNDALINI S2KA

Top Speed:	210mph	Acc/Decc:	30/40
Crew:	1	Range:	mi
Passengers:	0	Cargo:	0KG
Maneuver:	+1	SDP:	35
SP:	5	Type:	cycle
Mass:	140kg	Cost:	34,000EB

A high end recumbent from Kundalini, refusing to left behind.

SPECIAL EQUIPMENT: optional cyberlink



MITSUBISHI SKYBLUE

Top Speed:	215 mph	Acc/Decc:	30/45
Crew:	1	Range:	300mi
Passengers:	0	Cargo:	60KG
Maneuver:	+2	SDP:	35
SP:	20	Type:	cycle
Mass:	175kg	Cost:	36,500EB

An armored recumbent, fully enclosed and fast as hell. And it's one of the few recumbents that is fully off-road capable. Forward and rear cameras equipped with low light and glare filters provide for more protection for the rider and more accurate representation of the road. This bike has become very popular with nomads, especially outriders.

SPECIAL EQUIPMENT: off-road capability, audio entertainment suite, GPS, digital display, cyberlink interface



DUCATI NUMO

Top Speed:	220mph	Acc/Decc:	32/40
Crew:	1	Range:	300mi
Passengers:	0	Cargo:	0KG
Maneuver:	-2	SDP:	40
SP:	5	Type:	cycle
Mass:	240kg	Cost:	40,000EB

A very large, very heavy, very aggressive recumbent.

SPECIAL EQUIPMENT:

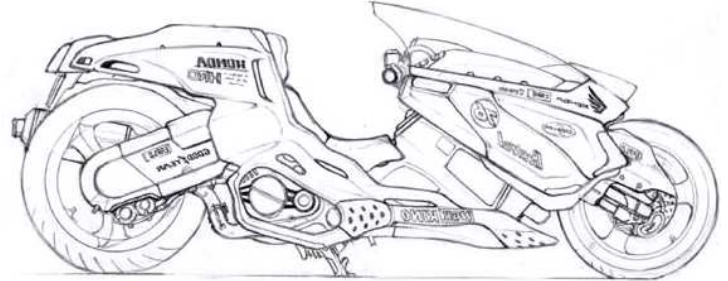
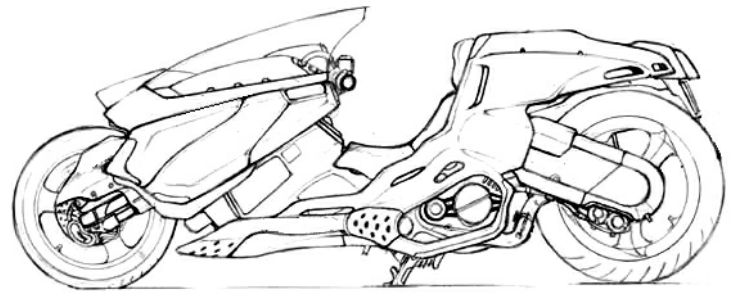


SUZUKI STORMBLADE

Top Speed:	225 mph	Acc/Decc:	34/40
Crew:	1	Range:	300mi
Passengers:	1	Cargo:	0KG
Maneuver:	+1	SDP:	30
SP:	5	Type:	cycle
Mass:	180kg	Cost:	44,300EB

The Stormblade is a high speed racing recumbent from Suzuki.

SPECIAL EQUIPMENT: none

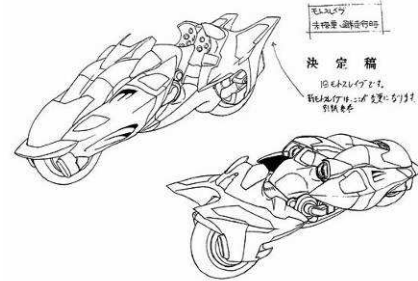


MITSUBISHI RPK-SX

Top Speed:	250 mph	Acc/Decc:	35/45
Crew:	1	Range:	300mi
Passengers:	0	Cargo:	0KG
Maneuver:	+2	SDP:	35
SP:	10	Type:	cycle
Mass:	110kg	Cost:	56,500EB

Mitsubishi's Kaneda has long been the worlds most respected recumbent, prized for its speed and agility, and spawning a host of imitators. Now Mitsubishi releases the high performance version, capable of outperforming anything in its class.

SPECIAL EQUIPMENT: GPS, Audio Entertainment suite, security system, optional cyberlink



MITSUBISHI MXXR-BEAST

Top Speed:	260 mph	Acc/Decc:	35/40
Crew:	1	Range:	300mi
Passengers:	0	Cargo:	0KG
Maneuver:	-2	SDP:	35
SP:	10	Type:	cycle
Mass:	310kg	Cost:	57,500EB

Mitsubishi's racing recumbent, huge, heavy, and fast as hell. Built on a reinforced Kaneda, frame and given a supertuned engine, there is very little on the road than can stand up to this "Beast".

SPECIAL EQUIPMENT: optional cyberlink, audio entertainment suite,




KUNDALINI VALKYRIE

Top Speed:	280 mph	Acc/Decc:	30/40
Crew:	1	Range:	300mi
Passengers:	0	Cargo:	0KG
Maneuver:	-2	SDP:	55
SP:	10	Type:	cycle
Mass:	300kg	Cost:	69,200EB

Perhaps slightly more complicated than it need to be, this bike is still pretty damn impressive. A racing ready superbike the first recumbent of its kind. Be warned, the bike is a very tight fit, and can get uncomfortable fast and will give claustrophobics a screaming fit. The bike can be ridden with the canopy open, but that increases the wind resistance drastically, lowering top speed by 60mph and dropping the maneuverability down another point rating.

SPECIAL EQUIPMENT: GPS, cyberlink,



MITSUBISHI SNDR

Top Speed:	340mph	Acc/Decc:	45/55
Crew:	1	Range:	200mi
Passengers:	0	Cargo:	0KG
Maneuver:	-1	SDP:	35
SP:	10	Type:	cycle
Mass:	190kg	Cost:	275,000EB

Mitsubishi's ultra light Ultimate Racing model. Not quite as fast as its competition, but far more maneuverable.

SPECIAL EQUIPMENT: cybernetic link, emergency parachute brakes




BMW FINA-7

Top Speed:	380mph	Acc/Decc:	50/50
Crew:	1	Range:	150mi
Passengers:	0	Cargo:	0KG
Maneuver:	-4	SDP:	40
SP:	5	Type:	cycle
Mass:	220kg	Cost:	290,000EB

BMW's recumbent style entry into Ultimate class motorcycle racing.

SPECIAL EQUIPMENT: cybernetic link, emergency parachute brakes

TRIKES AND QUADS



HONDA BOK

Top Speed:	45 mph	Acc/Decc:	10/20
Crew:	1	Range:	200mi
Passengers:	0	Cargo:	0KG
Maneuver:	0	SDP:	10
SP:	0	Type:	cycle
Mass:	25kg	Cost:	200EB

Used mostly by elderly, and enfeebled persons, the Bok is a small electric three wheeled scooter. This is the perfect vehicle for those who never leave their own area of town and don't need anything more.

SPECIAL EQUIPMENT: none



SUZUKI SCOOTY

Top Speed:	50 mph	Acc/Decc:	15/45
Crew:	1	Range:	400mi
Passengers:	1	Cargo:	20KG
Maneuver:	+1	SDP:	20
SP:	5	Type:	cycle
Mass:	50kg	Cost:	2,000EB

A compact reverse trike scooter, great for beginners. Comes in three styles for that personal touch.

SPECIAL EQUIPMENT: optional roof shell (100eb)



CADENCE RECUMBATRIKE

Top Speed:	80 mph	Acc/Decc:	20/40
Crew:	1	Range:	400mi
Passengers:	0	Cargo:	100KG
Maneuver:	-2	SDP:	50
SP:	10	Type:	cycle
Mass:	245kg	Cost:	6,800EB

An odd looking trike with a roof. It would be more popular with nomads and bikers if not for the lack of off-road capability, still they had a presence at Sturgis last year.

SPECIAL EQUIPMENT: limited off-road capability, audio entertainment suite, digital control surface,




HONDA TRIXE

Top Speed:	80mph	Acc/Decc:	20/45
Crew:	1	Range:	mi
Passengers:	1	Cargo:	0KG
Maneuver:	0	SDP:	25
SP:	5	Type:	cycle
Mass:	160kg	Cost:	5200EB

Honda's design team makes a statement with this trike, taking it out of the traditional American biker style, and into the modern sleek world.

SPECIAL EQUIPMENT: none




HARLEY GRANOV

Top Speed:	125 mph	Acc/Decc:	20/30
Crew:	1	Range:	250mi
Passengers:	1	Cargo:	0KG
Maneuver:	-2	SDP:	35
SP:	5	Type:	cycle
Mass:	133kg	Cost:	8,600EB

An aesthetically pleasing though unremarkable trike.

SPECIAL EQUIPMENT: limited off-road capability,



HARLEY ROADHOME

Top Speed:	100 mph	Acc/Decc:	10/25
Crew:	1	Range:	400mi
Passengers:	3	Cargo:	800KG
Maneuver:	-2	SDP:	65
SP:	30	Type:	cycle
Mass:	1275kg	Cost:	59,500EB

As of yet, Harley is the only company to design vehicles specifically for the greater needs of its nomad clientele. Realizing the cultural impact they have had on the nomads, and the fact that nomads are Harley's number one customers, Harley has now produced the Roadhome.

The Roadhome is basically a small shelter built onto a large trike. It isn't really designed to be slept in, but its seats recline flat so that in bad weather conditions you can sleep inside it. What it really does is provide the feeling of home for nomads on solitary long hauls and allows them to carry a little more than they would be able to on a regular bike. It also provides protection from the elements without the claustrophobia of standard enclosed bikes. It has its own water supply, complete with a retractable outside hose for taking showers, built in water purifier, small microwave and stove, and a large storage compartment. It is available in 2 or 4 man versions.

SPECIAL EQUIPMENT: limited off-road capability, audio entertainment suite, GPS, 10 gallon water supply and pump, water filtration unit, microwave, stove, heat/air conditioning, secondary battery,



HARLEY LOTRIO

Top Speed:	145 mph	Acc/Decc:	25/40
Crew:	1	Range:	360mi
Passengers:	1	Cargo:	0KG
Maneuver:	-2	SDP:	30
SP:	5	Type:	cycle
Mass:	160kg	Cost:	10,500EB

Harley trikes are always a thing of beauty, but this one is just plain mean. It's so low to the ground the rider can count the grains of sand on the road, making for a ride that definitely feels on the edge.

SPECIAL EQUIPMENT: none



HARLEY ROADBOAR

Top Speed:	180 mph	Acc/Decc:	28/45
Crew:	1	Range:	400mi
Passengers:	1	Cargo:	0KG
Maneuver:	0	SDP:	640
SP:	20	Type:	cycle
Mass:	285kg	Cost:	27,000EB

Harley thinks big and bad with this fully enclosed and armored trike. It seats 2 and has a large cargo box.

SPECIAL EQUIPMENT: off road capable



KAWASAKI DR-0B

Top Speed:	40mph	Acc/Decc:	18/25
Crew:	1	Range:	150mi
Passengers:	1	Cargo:	0KG
Maneuver:	+1	SDP:	30
SP:	5	Type:	cycle
Mass:	80kg	Cost:	500EB

A very fun 4-wheeler, popular seen anywhere there is rough terrain.

SPECIAL EQUIPMENT: off-road capability



HONDA SPASHER

Top Speed:	50mph	Acc/Decc:	20/40
Crew:	1	Range:	mi
Passengers:	1	Cargo:	0KG
Maneuver:	+1	SDP:	40
SP:	5	Type:	cycle
Mass:	90kg	Cost:	EB

A heavy ATV from Honda.

SPECIAL EQUIPMENT: off-road capability



MITSUBISHI QUADSKI

Top Speed:	60 mph/ 50 mph	Acc/Decc:	27/40 15/30
Crew:	1	Range:	380mi
Passengers:	1	Cargo:	40KG
Maneuver:	+1	SDP:	40
SP:	15	Type:	cycle
Mass:	105kg	Cost:	25,300EB

You want innovation, you want all-terrain, this is the quad for you. Not only is it a well performing ATV, but it also converts into a damn fine personal watercraft, nearly as fast on the waves as it is on land, the transformation takes only 3 seconds to and from aquatic mode.

SPECIAL EQUIPMENT: gps, off-road capability,



YAMAHA TESSERACT

Top Speed:	140mph	Acc/Decc:	25/35
Crew:	1	Range:	250mi
Passengers:	1	Cargo:	0KG
Maneuver:	+4	SDP:	20
SP:	5	Type:	cycle
Mass:	kg	Cost:	21,000EB

4 wheel independent suspension give this bike unparalleled control and stability. Gyro stabilizers tied in to the suspensions allow the bike to lean in to turns and uneven terrain. It feels like driving a motorcycle, but with 4 wheels.

SPECIAL EQUIPMENT: off-road capable, gps, optional cyberlink.




CADENCE BLACK BOLT

Top Speed:	160mph	Acc/Decc:	28/45
Crew:	1	Range:	350mi
Passengers:	0/2	Cargo:	300KG
Maneuver:	+2	SDP:	50
SP:	10	Type:	cycle
Mass:	500kg	Cost:	40,000EB

This is almost more of a car, but since the rider sits astride in a central position, its still classified as a bike. The hatch for the cargo space can be removed, and a two seater bench folds down for carrying passengers in lieu of cargo. Liven up your night life with the Black Bolt.

SPECIAL EQUIPMENT:

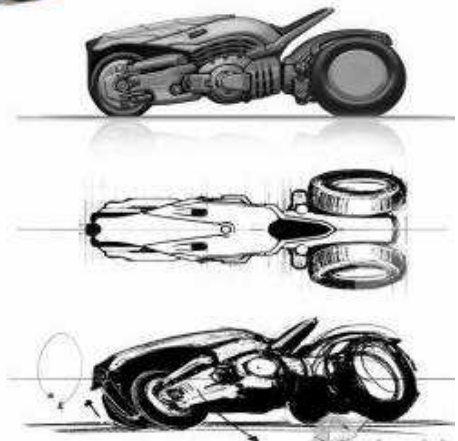


HONDA RSZ-3

Top Speed:	160mph	Acc/Decc:	25/40
Crew:	1	Range:	300mi
Passengers:	1	Cargo:	0KG
Maneuver:	0	SDP:	40
SP:	10	Type:	cycle
Mass:	250kg	Cost:	31,000EB

Using the same frame as the RSZ, this Honda adds a second front wheel for increased stability, onboard gyroscopes allow the bike to lean into turns while keeping both front wheels in contact with the ground.

SPECIAL EQUIPMENT: limited off-road capability




KUNDALINI HUXLEY

Top Speed:	200mph	Acc/Decc:	35/40
Crew:	1	Range:	mi
Passengers:	0	Cargo:	0KG
Maneuver:	-3	SDP:	40
SP:	10	Type:	cycle
Mass:	800kg	Cost:	EB

Kundalini's high performance quad bike. Perhaps the only thing of this nature in the world.

SPECIAL EQUIPMENT: cyberlink

SNOWMOBILES, TREADERS, AND PERSONAL WALKERS



GMI BEARCAT 9838

Top Speed:	50 mph	Acc/Decc:	18/40
Crew:	1	Range:	150mi
Passengers:	1	Cargo:	0KG
Maneuver:	+1	SDP:	50
SP:	5	Type:	cycle
Mass:	225kg	Cost:	4,200EB

A basic and inexpensive snowmobile, perfect for work or play.

SPECIAL EQUIPMENT: GPS, Radio,



KAWASAKI/YAMAHA 565

Top Speed:	60mph	Acc/Decc:	20/40
Crew:	1	Range:	180mi
Passengers:	2	Cargo:	0KG
Maneuver:	0	SDP:	40
SP:	5	Type:	cycle
Mass:	200kg	Cost:	5750EB

An ideal all purpose snowmobile, popular the world over.

SPECIAL EQUIPMENT:



HONDA RK1000

Top Speed:	80mph	Acc/Decc:	25/45
Crew:	1	Range:	220mi
Passengers:	1	Cargo:	0KG
Maneuver:	+1	SDP:	45
SP:	10	Type:	cycle
Mass:	230kg	Cost:	8000EB

A sporty and reliable snowmobile, with plenty of speed and agility to get you anywhere you need to go.

SPECIAL EQUIPMENT: GPS, Radio,




KAWASAKI/YAMAHA 1265

Top Speed:	85mph	Acc/Decc:	25/45
Crew:	1	Range:	200mi
Passengers:	2	Cargo:	0KG
Maneuver:	0	SDP:	50
SP:	5	Type:	cycle
Mass:	255kg	Cost:	9,175EB

The bigger brother of the 565, commonly used by Ski Patrols and other rescue operations.

SPECIAL EQUIPMENT:



MITSUBISHI ICE PIRATE

Top Speed:	100mph	Acc/Decc:	28/45
Crew:	1	Range:	200mi
Passengers:	1	Cargo:	0KG
Maneuver:	+1	SDP:	50
SP:	5	Type:	cycle
Mass:	220kg	Cost:	13,000EB

The most well respected snow mobile in its class. Fast as hell, maneuverable, and lighter than anything else in its class.

SPECIAL EQUIPMENT: Digital Readout, GPS, Radio, Optional Cyberlink,



KUNDALINI SNOWTRACK

Top Speed:	100mph	Acc/Decc:	30/50
Crew:	1	Range:	150mi
Passengers:	1	Cargo:	0KG
Maneuver:	+3	SDP:	40
SP:	5	Type:	cycle
Mass:	260kg	Cost:	21,000EB

The most maneuverable snowmobile around thanks to Kundalini's patented system of replacing the forward ski's with twin motorized treads. This revolutionary design provides stability and eliminates sliding from even the most taxing turns.

SPECIAL EQUIPMENT: GPS



MITSUBISHI ICE VIPER

Top Speed:	120mph	Acc/Decc:	30/50
Crew:	1	Range:	100mi
Passengers:	1	Cargo:	0KG
Maneuver:	+1	SDP:	35
SP:	5	Type:	cycle
Mass:	190kg	Cost:	23,000EB

It's insane to realize you can get that much speed out of that light a bike, Mitsubishi outdoes itself, but the price keeps it far out of most enthusiast's hands.

SPECIAL EQUIPMENT:



KAWASAKI/YAMAHA SNOW DEVIL

Top Speed:	180mph	Acc/Decc:	30/50
Crew:	1	Range:	100mi
Passengers:	0	Cargo:	0KG
Maneuver:	0	SDP:	45
SP:	5	Type:	cycle
Mass:	230kg	Cost:	26,000EB

A typical high end racing snowmobile.

SPECIAL EQUIPMENT: GPS



GMI DABERAL

Top Speed:	110mph	Acc/Decc:	28/45
Crew:	1	Range:	75mi
Passengers:	1	Cargo:	0KG
Maneuver:	-1	SDP:	40
SP:	5	Type:	cycle
Mass:	210kg	Cost:	1EB

A drag racing snowmobile.

SPECIAL EQUIPMENT:



DUCATI TREADER

Top Speed:	120mph	Acc/Decc:	20/40
Crew:	1	Range:	200mi
Passengers:	1	Cargo:	0KG
Maneuver:	-2	SDP:	20
SP:	5	Type:	cycle
Mass:	210kg	Cost:	8000EB

The first commercially available treader bike (motorcycle using treads instead of wheels). This bike can traverse virtually any terrain. It was thought that such a bike would be more maneuverable, however the truth is that it steers almost entirely by lean, and the mono track surface makes steering difficult at slow speeds. Still, it's a fun toy.

SPECIAL EQUIPMENT:



MITSUBISHI/ARASAKA APHID

Top Speed:	15 mph	Acc/Decc:	10/40
Crew:	1	Range:	360mi
Passengers:	0	Cargo:	0KG
Maneuver:	+2	SDP:	35
SP:	10	Type:	cycle/koma
Mass:	210kg	Cost:	27,500EB

It's not really a cycle, but there is no other category in which to place it, the Aphid uses Koma technology to create a platform capable of scaling virtually any surface. Designed for deep field research exploration in Africa and South America, this vehicle can climb walls of solid rock with perfect stability, to allowing researchers access even the most remote locations. It has also become popular among recreational rock climbers and search and rescue teams.

SPECIAL EQUIPMENT: all terrain capability, radio, GPS



GMI ROBOHORSE

Top Speed:	30mph	Acc/Decc:	15/20
Crew:	1	Range:	200mi
Passengers:	1	Cargo:	0KG
Maneuver:	+3	SDP:	45
SP:	5	Type:	cycle
Mass:	120kg	Cost:	121,000EB

The GMI Robohorse is powered by 2 ACPA batteries. It has been developed as a vehicle for exploring harsh landscapes with uncertain and unmapped terrain, and is capable of navigating most any obstacle. As of yet, production has started, and you can reserve sakes, but commercial availability is on hold while the vehicle is tested in the harsh conditions of the wastelands in the Middle East as part of an exploratory team sent to survey the land. The vehicle is heavily shielded against radiation and EMP, and the outer shell itself is coated in a special compound that repels radiation.

SPECIAL EQUIPMENT: Geiger counter, GPS, Satellite Radio, air analyzer, homing auto-pilot w/ smart nav system.



TOYOICHEV/ARASAKA CIVIKOMA

Top Speed:	50 mph	Acc/Decc:	12/30
Crew:	1	Range:	220mi
Passengers:	0	Cargo:	20KG
Maneuver:	+5	SDP:	50
SP:	20	Type:	car
Mass:	900kg	Cost:	66,700EB

Not sure where to put this, but apparently Arasaka, via Toyochev, has taken "Koma" technology to the civilian market now. Capable of acting as both walker and 4 wheel independent drive transport, they are a bit pricey for a one man vehicle. They do not possess the AI of their military cousins, or their manipulator arms, but they are extremely maneuverable. In walker mode, the top speed is 10mph.

SPECIAL EQUIPMENT: off-road capable, 4-wheel drive, walking capability, security system.

COMPACTS AND CITYCARS



HONDA UNICITY

Top Speed:	40 mph	Acc/Decc:	5/25
Crew:	1	Range:	300mi
Passengers:	0	Cargo:	20KG
Maneuver:	+1	SDP:	30
SP:	5	Type:	car
Mass:	150kg	Cost:	1,750EB

An oddly designed off-road city car that is somehow more effective than most of its competition.

SPECIAL EQUIPMENT: Off-road capable



GAZ-LADA MOOBY

Top Speed:	40mph	Acc/Decc:	5/20
Crew:	1	Range:	mi
Passengers:	1	Cargo:	0KG
Maneuver:	+1	SDP:	20
SP:	5	Type:	car
Mass:	100kg	Cost:	800EB

The Mooby is an ugly little thing, so cheap it's almost free, and appealing to the most desperate of people.

SPECIAL EQUIPMENT: none



IMPERIAL METROPOLITAN BANDYBOUT

Top Speed:	45mph	Acc/Decc:	10/20
Crew:	1	Range:	200mi
Passengers:	1	Cargo:	50KG
Maneuver:	+2	SDP:	25
SP:	5	Type:	car
Mass:	kg	Cost:	1100EB

The IMP Bandybout features all wheel steering for getting around the tightest spaces in the city.

SPECIAL EQUIPMENT: off-road capability



NISSAN SHUFFLE

Top Speed:	45 mph	Acc/Decc:	10/25
Crew:	1	Range:	275mi
Passengers:	3	Cargo:	300KG
Maneuver:	-1	SDP:	30
SP:	5	Type:	car
Mass:	750kg	Cost:	2,260EB

This car is a bit overpriced, but it is fairly popular. Unfortunately it has a low safety record due to a history of roll over accidents.

SPECIAL EQUIPMENT: none



CITROEN PALM

Top Speed:	45 mph	Acc/Decc:	10/25
Crew:	1	Range:	275mi
Passengers:	1	Cargo:	100KG
Maneuver:	-1	SDP:	30
SP:	5	Type:	car
Mass:	850kg	Cost:	5,000EB

I am sure the designer of this vehicle thought his door concept on this vehicle was aesthetically pleasing, and on another vehicle it might have been. But the general consensus is that they make this vehicle look like a hamster ball, and are the reason it is popularly known as the "Gerbil".

SPECIAL EQUIPMENT: none



VOLKSRAD TULIP

Top Speed:	40 mph	Acc/Decc:	10/30
Crew:	1	Range:	250mi
Passengers:	2	Cargo:	50KG
Maneuver:	-1	SDP:	20
SP:	5	Type:	car
Mass:	800kg	Cost:	3,800EB

Just another citycar, no real differences from any other, except the single passenger back seat.

SPECIAL EQUIPMENT: none



TOYO CHEV TOYOPOD

Top Speed:	45 mph	Acc/Decc:	5/30
Crew:	1	Range:	340mi
Passengers:	3	Cargo:	100KG
Maneuver:	+1	SDP:	35
SP:	5	Type:	car
Mass:	1300kg	Cost:	5600EB

They just let the designers do whatever they want when it comes to these citycars don't they. Seriously, this is one of the ugliest things I have ever seen. But it can carry 4, and it sells for under 6 grand, so of course its everywhere.

SPECIAL EQUIPMENT: crash control system, full audio entertainment suite,



HONDA MICROCOM

Top Speed:	40 mph	Acc/Decc:	20/30
Crew:	1	Range:	250mi
Passengers:	1	Cargo:	50KG
Maneuver:	+1	SDP:	20
SP:	5	Type:	car
Mass:	800kg	Cost:	4,200EB

The size, low cost, and massive popularity of city cars allows manufacturers to get very experimental with their designs. The Microcom from Honda makes use of a steering and suspension design which makes for a more maneuverable and very hip looking ride.

SPECIAL EQUIPMENT: none



SUZUKI NIDO

Top Speed:	45 mph	Acc/Decc:	15/35
Crew:	1	Range:	320mi
Passengers:	0	Cargo:	100KG
Maneuver:	+1	SDP:	45
SP:	5	Type:	car
Mass:	1400kg	Cost:	1,700EB

Well, if you want something inexpensive, and can't operate a motorcycle or a scooter, this is the next best thing to a bicycle, kinda. At this price, anyone can afford one, and that may be its only saving grace.

SPECIAL EQUIPMENT: none



CITROEN PEDDLER

Top Speed:	45 mph	Acc/Decc:	5/20
Crew:	1	Range:	260mi
Passengers:	1	Cargo:	800KG
Maneuver:	+1	SDP:	30
SP:	5	Type:	car
Mass:	1200kg	Cost:	4,350EB

A small utility citycar, commonly used in most metropolitan and rural communities as a delivery vehicle.

SPECIAL EQUIPMENT: NONE



BMW CITELA

Top Speed:	50 mph	Acc/Decc:	15/40
Crew:	1	Range:	300mi
Passengers:	1	Cargo:	350KG
Maneuver:	+2	SDP:	40
SP:	5	Type:	car
Mass:	1100kg	Cost:	5,490EB

A BMW everyone can afford the Citela citycar. Its 3 wheel design makes for excellent cornering at low speeds, making it the perfect vehicle for cruising around town, and for those who live on a budget. While its top speed is low it does boast a quick enough acceleration, and its small size means you can fit it in even the tiniest of parking spaces.

SPECIAL EQUIPMENT: crash control system, audio entertainment suite,



NISSAN CHIPMUNK

Top Speed:	50 mph	Acc/Decc:	10/25
Crew:	1	Range:	280mi
Passengers:	1	Cargo:	200KG
Maneuver:	0	SDP:	30
SP:	5	Type:	car
Mass:	1000kg	Cost:	4500EB

A small but reliable citycar from Nissan.

SPECIAL EQUIPMENT: audio entertainment suite,



GAZLADA ARGOS

Top Speed:	50 mph	Acc/Decc:	10/30
Crew:	1	Range:	240mi
Passengers:	1	Cargo:	300KG
Maneuver:	+1	SDP:	30
SP:	5	Type:	car
Mass:	1150kg	Cost:	6,000EB

An electric car from Gazlada, the Argos must be recharged 4 hours for every hour of use. In addition the trunk contains a collapsing solar panel to recharge the battery, or even to power the car itself at low speeds.

SPECIAL EQUIPMENT: crash control system, audio entertainment suite, collapsing solar panel,

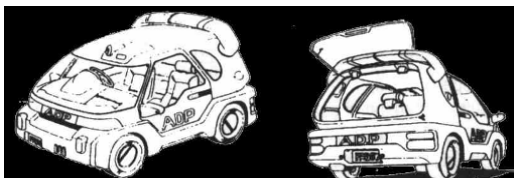


HONDA MOON UNIT

Top Speed:	50 mph	Acc/Decc:	10/30
Crew:	1	Range:	350mi
Passengers:	3	Cargo:	200KG
Maneuver:	-1	SDP:	30
SP:	5	Type:	car
Mass:	700kg	Cost:	3,000EB

An extremely cheap citycar, the Moon Unit gets extremely good gas mileage, although that's about all you can say for this four seat tri-wheel.

SPECIAL EQUIPMENT: crash control system, audio entertainment suite,



HONDA ERC (from NCPD Sourcebook)

Top Speed:	50mph	Acc/Decc:	10/20
Crew:	1	Range:	150mi
Passengers:	1	Cargo:	40kg
Maneuver:	+2	SDP:	20
SP:	10	Type:	car
Mass:	120kg	Cost:	11,650EB

This small electric car is easily rechargeable from any wall socket, and this must be done 6 hours for every 4 hours of use, and can be used for a total of 9 hours.

SPECIAL EQUIPMENT: none




FORD CHIGGER

Top Speed:	50 mph	Acc/Decc:	12/30
Crew:	1	Range:	250mi
Passengers:	1	Cargo:	150KG
Maneuver:	-2	SDP:	35
SP:	5	Type:	car
Mass:	600kg	Cost:	5575EB

A very cheap, very reliable car, the Ford Chigger.

SPECIAL EQUIPMENT: none



TETRACORP MINION

Top Speed:	50 mph	Acc/Decc:	15/30
Crew:	1	Range:	300mi
Passengers:	1	Cargo:	500KG
Maneuver:	-1	SDP:	65
SP:	5	Type:	car
Mass:	900kg	Cost:	7450EB

A citycar built to the same standards as the TVC.

SPECIAL EQUIPMENT: crash control system, audio entertainment suite



TOYOHEV BALLARD

Top Speed:	55 mph	Acc/Decc:	10/25
Crew:	1	Range:	275mi
Passengers:	1	Cargo:	200KG
Maneuver:	-2	SDP:	30
SP:	5	Type:	car
Mass:	700kg	Cost:	6,450EB

A pleasant citycar from Toyochev,. Extremely popular among college students and single women who colloquially refer to it as "cute".

SPECIAL EQUIPMENT: crash control system, full audio entertainment suite, GPS,



CITROEN EXPRESSO

Top Speed:	60 mph	Acc/Decc:	10/30
Crew:	1	Range:	250mi
Passengers:	3	Cargo:	200KG
Maneuver:	+1	SDP:	40
SP:	5	Type:	car
Mass:	875kg	Cost:	8,000EB

The latest citycar from a company almost synonymous with citycars. Cheap, reliable, just what you need if you don't have enough to afford anything better.

SPECIAL EQUIPMENT: none



NISSAN GOPHER

Top Speed:	55 mph	Acc/Decc:	10/20
Crew:	1	Range:	300mi
Passengers:	1	Cargo:	200KG
Maneuver:	0	SDP:	28
SP:	5	Type:	car
Mass:	740kg	Cost:	6000EB

Another of your typical Nissan citycars.

SPECIAL EQUIPMENT: audio entertainment suite



FORD RAD

Top Speed:	60 mph	Acc/Decc:	5/20
Crew:	1	Range:	280mi
Passengers:	1	Cargo:	200KG
Maneuver:	+1	SDP:	35
SP:	5	Type:	car
Mass:	850kg	Cost:	6,400EB

A small extremely inexpensive citycar. If you live on a budget and need something to get around town with, then the Rad is the car for you.

SPECIAL EQUIPMENT: none

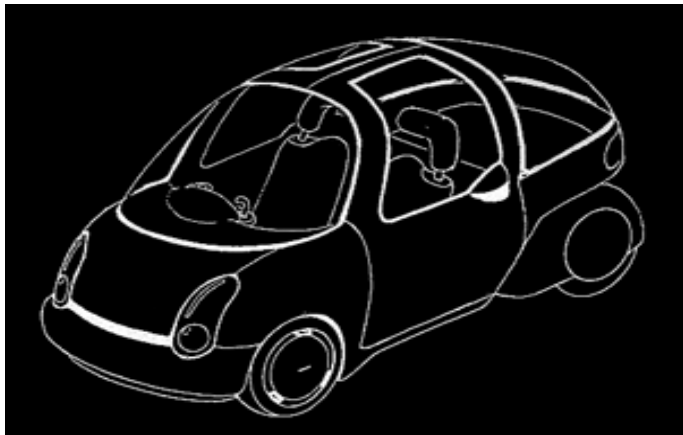


TETRACORP FLUTI

Top Speed:	60mph	Acc/Decc:	10/20
Crew:	1	Range:	200mi
Passengers:	3	Cargo:	400KG
Maneuver:	-1	SDP:	40
SP:	5	Type:	car
Mass:	900kg	Cost:	11,500EB

For a microvan this is a pretty spacious and comfortable vehicle. The Fluti is an electric vehicle that runs an hour for every 2 hours spent charging from a standard socket, to a maximum 3 and half hours.

SPECIAL EQUIPMENT:




TOYOACHEV BUBBLER

Top Speed:	60 mph	Acc/Decc:	10/25
Crew:	1	Range:	340mi
Passengers:	1	Cargo:	300KG
Maneuver:	-1	SDP:	30
SP:	5	Type:	car
Mass:	800kg	Cost:	6,000EB

A light, inexpensive citycar, incredibly cramped inside for two people, but hey, if you could afford better you would buy it.

SPECIAL EQUIPMENT: none



GMI NERD

Top Speed:	60 mph	Acc/Decc:	10/30
Crew:	1	Range:	300mi
Passengers:	0	Cargo:	300KG
Maneuver:	+1	SDP:	40
SP:	5	Type:	car
Mass:	375kg	Cost:	8,500EB

A single seat city car, an extremely common site on the streets of any large metropolis.

SPECIAL EQUIPMENT: none




FORD ESCORT

Top Speed:	60 mph	Acc/Decc:	15/40
Crew:	1	Range:	280mi
Passengers:	2	Cargo:	600KG
Maneuver:	5	SDP:	30
SP:	5	Type:	car
Mass:	700kg	Cost:	7,000EB

The Escort is still making its mark, though not quite as popular as it used to be, the new Escort is cheap and reliable. Perfect for those who don't have to flaunt what they have.

SPECIAL EQUIPMENT: none



HONDA POP

Top Speed:	60mph	Acc/Decc:	15/40
Crew:	1	Range:	250mi
Passengers:	1	Cargo:	300KG
Maneuver:	+1	SDP:	50
SP:	5	Type:	car
Mass:	890kg	Cost:	9250EB

High ground clearance means this vehicle can go anywhere. As at home off-road as it is on city streets.

SPECIAL EQUIPMENT: off-road capable



N.A.A.W CAPSULE

Top Speed:	60mph	Acc/Decc:	15/40
Crew:	1	Range:	500mi
Passengers:	0	Cargo:	0KG
Maneuver:	+1	SDP:	25
SP:	5	Type:	car
Mass:	425kg	Cost:	6800EB

An ideal vehicle for anyone who lives and drives alone in the city. However for an extra 250eb the cargo area can be traded for a rear passenger seat.

SPECIAL EQUIPMENT: off-road capable



SCION SOLARMAX

Top Speed:	60mph	Acc/Decc:	10/20
Crew:	1	Range:	SPECIAL
Passengers:	1	Cargo:	100KG
Maneuver:	+1	SDP:	40
SP:	5	Type:	car
Mass:	680kg	Cost:	9500EB

This solar powered vehicle features a revolutionary design and state of the art solar energy transference and storage. During the day its range is virtually unlimited, but it is able to store up energy enough for a full hours use after the sun has gone down.

An hour after dark, or under cloud cover, and its top speed and acceleration will reduce by half every ten minutes of use.

SPECIAL EQUIPMENT:



NISSAN EWOK

Top Speed:	60 mph	Acc/Decc:	10/20
Crew:	1	Range:	260mi
Passengers:	1	Cargo:	500KG
Maneuver:	+1	SDP:	30
SP:	10	Type:	car
Mass:	1200kg	Cost:	12,350EB

This very small and easily affordable car is making quite an impact in Asia as one of the best selling city cars of all time. Its popularity is quickly spreading to the US and European markets as well.

SPECIAL EQUIPMENT: crash control system, security system,



FORD DUNEX

Top Speed:	60 mph	Acc/Decc:	10/30
Crew:	1	Range:	250mi
Passengers:	3	Cargo:	600KG
Maneuver:	+2	SDP:	65
SP:	10	Type:	car
Mass:	2400kg	Cost:	17,000EB

One of the more successful off-road capable citycars, it's high ground clearance and excellent suspension have a lot to do with this, and set it apart from other citycars that try and make the claim.

SPECIAL EQUIPMENT: GPS, audio entertainment system, Off-road Capable



CITROEN TERRACE

Top Speed:	60 mph	Acc/Decc:	10/30
Crew:	1	Range:	250mi
Passengers:	4	Cargo:	100KG
Maneuver:	-1	SDP:	30
SP:	10	Type:	car
Mass:	1350kg	Cost:	13,000EB

Asian tour groups purchase these by the gross, they have also gained some popularity as a family vehicle.

SPECIAL EQUIPMENT: crash control system, full audio entertainment suite,



TETRA CORP ATRA

Top Speed:	60 mph	Acc/Decc:	10/35
Crew:	1	Range:	260mi
Passengers:	1	Cargo:	300KG
Maneuver:	+2	SDP:	45
SP:	5	Type:	car
Mass:	2100kg	Cost:	11,000EB

A very interesting care to drive, the plexan doors allow a different view than most vehicles can afford, though why you would want to look at the street I don't know. Still, its interesting, and a bit fun.

SPECIAL EQUIPMENT: full audio entertainment suite,



GAZLADA URBA

Top Speed:	65 mph	Acc/Decc:	5/25
Crew:	1	Range:	300mi
Passengers:	1	Cargo:	200KG
Maneuver:	+1	SDP:	30
SP:	5	Type:	car
Mass:	1500kg	Cost:	7000EB

An ugly but reliable citycar, and roomier than most.

SPECIAL EQUIPMENT: Off-road capable

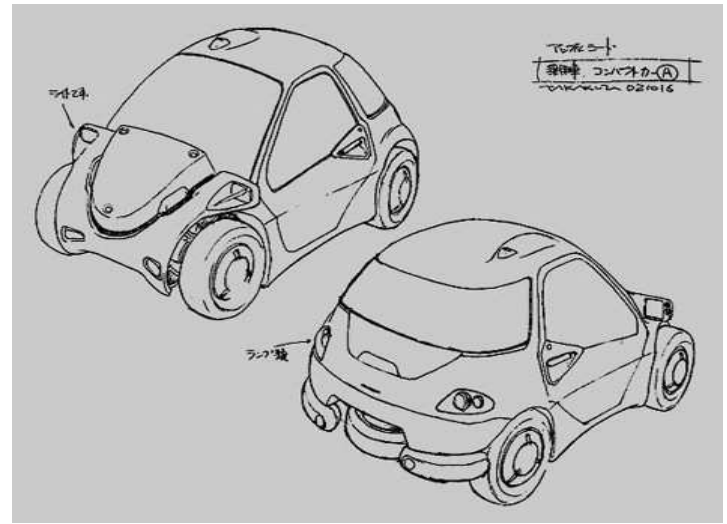


TOYOICHEV SUPA-RIDE

Top Speed:	65 mph	Acc/Decc:	10/25
Crew:	1	Range:	350mi
Passengers:	1	Cargo:	300KG
Maneuver:	+1	SDP:	40
SP:	10	Type:	car
Mass:	1550kg	Cost:	12,500EB

It's just super alright, actually, its not that bad, it kind of resembles a pimped out VW bug, and it at least has some style.

SPECIAL EQUIPMENT: crash control system, full audio entertainment suite,



MAZDA JAUNTER

Top Speed:	65 mph	Acc/Decc:	10/20
Crew:	1	Range:	300mi
Passengers:	1	Cargo:	200KG
Maneuver:	+1	SDP:	28
SP:	5	Type:	car
Mass:	400kg	Cost:	8500EB

A small and unremarkable, but very affordable citycar from Mazda.

SPECIAL EQUIPMENT: audio entertainment suite,



GMI CARKLEIN

Top Speed:	65 mph	Acc/Decc:	20/35
Crew:	1	Range:	275mi
Passengers:	1	Cargo:	200KG
Maneuver:	+2	SDP:	40
SP:	10	Type:	car
Mass:	500kg	Cost:	11,450EB

The lack of any real protection from the elements has not hurt the sales of the Carklein, in fact it may be part of its success.

SPECIAL EQUIPMENT: crash control system, full audio entertainment suite,



HONDA FOLO

Top Speed:	70 mph	Acc/Decc:	10/30
Crew:	1	Range:	350mi
Passengers:	3	Cargo:	200KG
Maneuver:	+1	SDP:	30
SP:	10	Type:	car
Mass:	700kg	Cost:	13,000EB

A new 4-door compact from Honda, the Folo comes with a wide assortment of options and customizations to make each one a little unique.

SPECIAL EQUIPMENT: crash control system, audio entertainment suite,



NISSAN GO-BOY

Top Speed:	70 mph	Acc/Decc:	15/30
Crew:	1	Range:	340mi
Passengers:	1	Cargo:	300KG
Maneuver:	+1	SDP:	45
SP:	10	Type:	car
Mass:	900kg	Cost:	12,000EB

Citycar designers aren't right in the head. This is a perfect example. A citycar sized pickup. Not sure exactly what you could use that tiny bed to haul, but sales are doing fairly well.

SPECIAL EQUIPMENT: crash control system, full audio entertainment suite,



NISSAN EFFIS

Top Speed:	80 mph	Acc/Decc:	10/30
Crew:	1	Range:	300mi
Passengers:	1	Cargo:	50KG
Maneuver:	-1	SDP:	30
SP:	5	Type:	car
Mass:	1600kg	Cost:	11,700EB

If you simply must have a passenger seat, but only have the budget for a Nido, then the Effis is calling your name. All the same crappy quality and room, but with this vehicle you get to humiliate yourself and your friend.

SPECIAL EQUIPMENT: none



Courtesy Mazda

MAZDA HR-X

Top Speed:	70 mph	Acc/Decc:	15/40
Crew:	1	Range:	350mi
Passengers:	1	Cargo:	200KG
Maneuver:	+2	SDP:	35
SP:	10	Type:	car
Mass:	2100kg	Cost:	14,500EB

The HR-X takes everything interesting about the Tetracorp Atra and puts it into a vehicle that actually worth driving.

SPECIAL EQUIPMENT: full audio entertainment suite, security system,



KAWASAKI SKOOTCH

Top Speed:	80 mph	Acc/Decc:	15/30
Crew:	1	Range:	315mi
Passengers:	3	Cargo:	100KG
Maneuver:	0	SDP:	40
SP:	10	Type:	car
Mass:	1250kg	Cost:	15,500EB

A decent city car, but not outstanding by any means. The Bazouk is about as average a car as you can get, even for a citycar.

SPECIAL EQUIPMENT: crash control system, radio, limited off-road capability

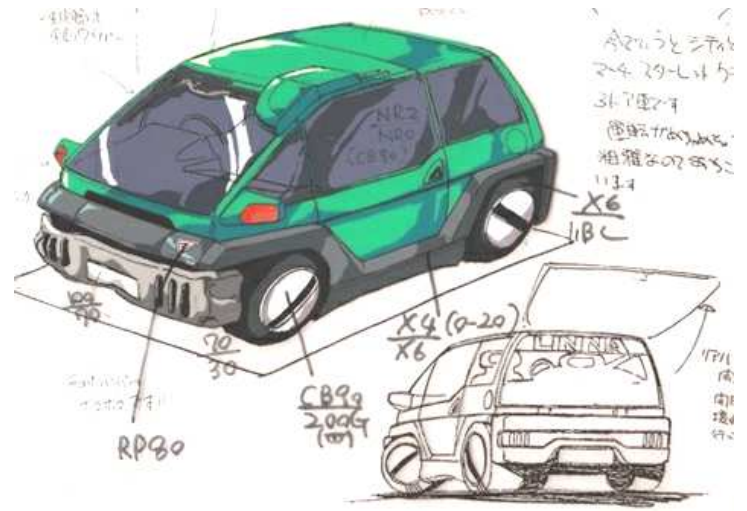


GMI POPPER

Top Speed:	80 mph	Acc/Decc:	10/30
Crew:	1	Range:	335mi
Passengers:	3	Cargo:	400KG
Maneuver:	+1	SDP:	35
SP:	10	Type:	car
Mass:	1700kg	Cost:	14,000EB

GMI throws another citycar into the mix.

SPECIAL EQUIPMENT: crash control system, audio entertainment suite,



GMI CB9

Top Speed:	80mph	Acc/Decc:	10/20
Crew:	1	Range:	300mi
Passengers:	1	Cargo:	400KG
Maneuver:	+1	SDP:	45
SP:	5	Type:	car
Mass:	900kg	Cost:	15,750EB

SPECIAL EQUIPMENT:



TOYO CHEV TREUS

Top Speed:	80mph	Acc/Decc:	20/30
Crew:	1	Range:	250mi
Passengers:	0	Cargo:	50KG
Maneuver:	0	SDP:	30
SP:	5	Type:	car
Mass:	200kg	Cost:	7800EB

A 3-wheeled hubless design using a 4-stroke motorcycle engine.

SPECIAL EQUIPMENT: off-road capable




NAAW TREO

Top Speed:	80 mph	Acc/Decc:	15/30
Crew:	1	Range:	320mi
Passengers:	3	Cargo:	300KG
Maneuver:	+1	SDP:	40
SP:	10	Type:	car
Mass:	800kg	Cost:	17,000EB

The NAAW Treo is one of the few off-road capable citycar models available, and it does a fairly decent job of it.

SPECIAL EQUIPMENT: Off-road capable, audio entertainment suite,



HONDA RIPPA

Top Speed:	80 mph	Acc/Decc:	10/25
Crew:	1	Range:	300mi
Passengers:	3	Cargo:	500KG
Maneuver:	+1	SDP:	30
SP:	10	Type:	car
Mass:	1200kg	Cost:	16,750EB

A very nice and professional looking city car from Honda. An affordable car you can be proud of.

SPECIAL EQUIPMENT: crash control system, full audio entertainment suite, security system,




ONDA FIORAVANTI

Top Speed:	80 mph	Acc/Decc:	10/30
Crew:	1	Range:	300mi
Passengers:	1	Cargo:	500KG
Maneuver:	-1	SDP:	30
SP:	5	Type:	car
Mass:	1100kg	Cost:	18,000EB

A very fun little car from Honda, the Fioravanti features a removable rear plexiglass dome for those sunny days. Possibly the best citycar you can get for your money in terms of all around performance, cargo room, and reliability.

SPECIAL EQUIPMENT: crash control system, full audio entertainment suite, security system, phone,

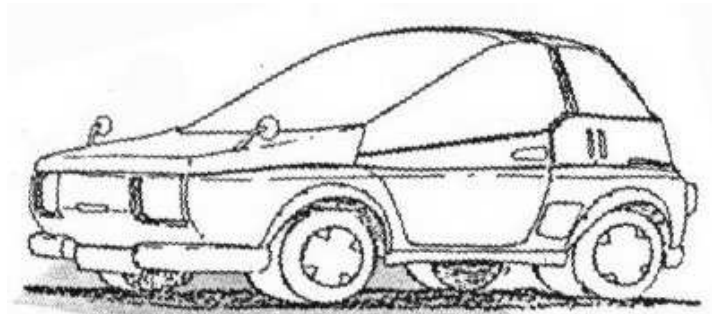


MITSUBISHI ABILITY

Top Speed:	80 mph	Acc/Decc:	15/30
Crew:	1	Range:	340mi
Passengers:	3	Cargo:	300KG
Maneuver:	+1	SDP:	35
SP:	10	Type:	car
Mass:	1100kg	Cost:	15,500EB

A sweetly styled and affordable little car, the Ability from Mitsubishi is perfect for students and single adults on the move who want the world to see them coming.

SPECIAL EQUIPMENT: crash control system, full audio entertainment suite,



VOLKSRAD SQUAT

Top Speed:	80 mph	Acc/Decc:	10/35
Crew:	1	Range:	350mi
Passengers:	1	Cargo:	450KG
Maneuver:	-1	SDP:	35
SP:	5	Type:	car
Mass:	900kg	Cost:	14,000EB

While a popular car in Germany, the Squat has not found wide acceptance in the states. This is mostly due to the fact that virtually nothing stands out about this car, in fact is virtually a clone of every other citycar out there, improving on nothing.

SPECIAL EQUIPMENT: none

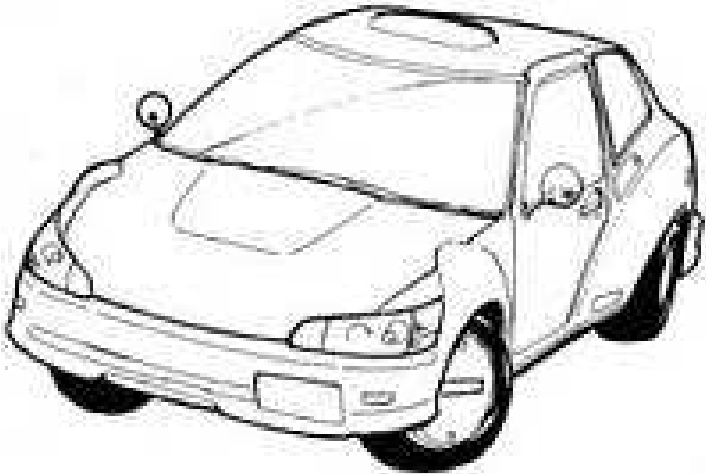


TOYOICHEV LUDO

Top Speed:	80 mph	Acc/Decc:	10/35
Crew:	1	Range:	335mi
Passengers:	3	Cargo:	400KG
Maneuver:	-1	SDP:	35
SP:	10	Type:	car
Mass:	1150kg	Cost:	17,000EB

Another Toyochev compact, there is nothing that really stands out about the Ludo.

SPECIAL EQUIPMENT: crash control system, audio entertainment suite,



MAZDA BAZOUK

Top Speed:	80 mph	Acc/Decc:	15/30
Crew:	1	Range:	315mi
Passengers:	3	Cargo:	100KG
Maneuver:	0	SDP:	40
SP:	10	Type:	car
Mass:	850kg	Cost:	15,750EB

A decent city car, but not outstanding by any means. The Bazouk is about as average a car as you can get, even for a citycar.

SPECIAL EQUIPMENT: crash control system, radio,



GAZLADA 4-PLAY

Top Speed:	80 mph	Acc/Decc:	10/30
Crew:	1	Range:	320mi
Passengers:	3	Cargo:	400KG
Maneuver:	+1	SDP:	45
SP:	10	Type:	car
Mass:	1200kg	Cost:	19,000EB

This is a rather odd vehicle, a cross between a compact car and an SUV the 4-Play has the distinction of being one of the strangest looking off-road vehicles to hit the streets. (Actually, while the 4-Play is 4 wheel drive, its performance offroad leaves something to be desired as it really doesn't have the power to compete with a true off-road vehicle.)

SPECIAL EQUIPMENT: crash control system, audio entertainment suite, limited off-road capability



KUNDALINI APHID

Top Speed:	80 mph	Acc/Decc:	10/30
Crew:	1	Range:	300mi
Passengers:	1	Cargo:	100KG
Maneuver:	+2	SDP:	35
SP:	10	Type:	car
Mass:	650kg	Cost:	8700EB

A light tri-wheel city car, highly maneuverable and with enough style to keep you from being ashamed to drive it.

SPECIAL EQUIPMENT: audio entertainment suite



IMPERIAL METROPOLITAN BOB

Top Speed:	80 mph	Acc/Decc:	15/40
Crew:	1	Range:	300mi
Passengers:	3	Cargo:	700KG
Maneuver:	0	SDP:	45
SP:	10	Type:	car
Mass:	1100kg	Cost:	19,500EB

A compact car with limited off-road capability, popular among nomads as well as inner city dwellers who view it as more of a tough citycar.

SPECIAL EQUIPMENT: audio entertainment suite,



GAZLADA SCAMPER

Top Speed:	80 mph	Acc/Decc:	15/30
Crew:	1	Range:	300mi
Passengers:	3	Cargo:	300KG
Maneuver:	+1	SDP:	30
SP:	5	Type:	car
Mass:	800kg	Cost:	11,000EB

The Scamper is an inexpensive citycar, very common in Europe and Asia, now its making its way here.

SPECIAL EQUIPMENT: crash control system, audio entertainment suite,



KAWASAKI BACKPACK

Top Speed:	80 mph	Acc/Decc:	15/30
Crew:	1	Range:	300mi
Passengers:	1	Cargo:	600KG
Maneuver:	+1	SDP:	40
SP:	10	Type:	car
Mass:	980kg	Cost:	18,000EB

A fun loving citycar with limited off road capability. Perfect for those who love the great outdoors but can't afford or have no need for a true SUV.

SPECIAL EQUIPMENT: limited off road capability, stereo,



VOLKSRAD BUG

Top Speed:	80 mph	Acc/Decc:	15/30
Crew:	1	Range:	320mi
Passengers:	3	Cargo:	200KG
Maneuver:	+1	SDP:	40
SP:	10	Type:	car
Mass:	840kg	Cost:	15,000EB

The Bug is back, again.

SPECIAL EQUIPMENT: none



NISSAN GUMMI

Top Speed:	80 mph	Acc/Decc:	10/40
Crew:	1	Range:	350mi
Passengers:	3	Cargo:	800KG
Maneuver:	-1	SDP:	35
SP:	5	Type:	car
Mass:	700kg	Cost:	13,000EB

A rather boxy vehicle with limited off-road capability, commonly used on discount safari's and with nomads who can't afford better.

SPECIAL EQUIPMENT: limited off-road capability, audio entertainment suite,



BRENNAN CUBBY

Top Speed:	80 mph	Acc/Decc:	15/40
Crew:	1	Range:	360mi
Passengers:	1	Cargo:	400KG
Maneuver:	+1	SDP:	40
SP:	10	Type:	car
Mass:	1100kg	Cost:	19,000EB

A sporty little compact with limited offroad capabilities, perfect for cruising the the urban jungle, with enough gusto for a weekend camping trip, or navigating the "zone" if you unlucky enough to find yourself there.

SPECIAL EQUIPMENT: crash control system, audio entertainment suite, GPS, off-road capable




CITROEN CITYCAB

Top Speed:	80 mph	Acc/Decc:	10/40
Crew:	1	Range:	320mi
Passengers:	4	Cargo:	400KG
Maneuver:	0	SDP:	30
SP:	5	Type:	car
Mass:	900kg	Cost:	17,000EB

Specifically designed for taxi work, the Citycab can be seen swarming all over the cities of the world.

SPECIAL EQUIPMENT: none



TOYO CHEV ANT

Top Speed:	80 mph	Acc/Decc:	10/30
Crew:	1	Range:	340mi
Passengers:	3	Cargo:	500KG
Maneuver:	-1	SDP:	30
SP:	5	Type:	car
Mass:	730kg	Cost:	13,500EB

A standard compact, a common sight on the road, most popular with college students.

SPECIAL EQUIPMENT: none





©1997 nicki kwee

HONDA MITE

Top Speed:	80 mph	Acc/Decc:	15/30
Crew:	1	Range:	300mi
Passengers:	3	Cargo:	600KG
Maneuver:	0	SDP:	40
SP:	10	Type:	car
Mass:	850kg	Cost:	16,500EB

Honda scores a hit with the Mite. While most compacts and citycars are bought by those who just can't afford anything else, the Mite has become popular in many circles, including those who can afford more, but simply like the way the little fellow looks.

SPECIAL EQUIPMENT: crash control system, audio entertainment suite,



TOYOICHEV TABBY

Top Speed:	85 mph	Acc/Decc:	15/30
Crew:	1	Range:	335mi
Passengers:	3	Cargo:	50KG
Maneuver:	+1	SDP:	25
SP:	5	Type:	car
Mass:	700kg	Cost:	17,000EB

A speedy little city car, with a higher top speed than most and faster pickup. The Tabby does however lack any real cargo space.

SPECIAL EQUIPMENT: crash control system, audio entertainment suite,



mitsubishi PLASTE

Top Speed:	85mph	Acc/Decc:	15/30
Crew:	1	Range:	300mi
Passengers:	3	Cargo:	0KG
Maneuver:	+1	SDP:	45
SP:	10	Type:	car
Mass:	1000kg	Cost:	19,000EB

This microvan from Mitsubishi is becoming extremely popular with families. A stylish but subdued compact set apart from the norm.

SPECIAL EQUIPMENT:



NISSAN BEAM

Top Speed:	85 mph	Acc/Decc:	10/25
Crew:	1	Range:	350mi
Passengers:	1	Cargo:	500KG
Maneuver:	+1	SDP:	40
SP:	15	Type:	car
Mass:	1050kg	Cost:	21,500EB

A sweet little car, with interesting design. Sure to catch the eye, and perfect for teenagers, even the ones who feel city cars are beneath them.

SPECIAL EQUIPMENT: crash control system, full audio entertainment suite,




HONDA GIRI

Top Speed:	90 mph	Acc/Decc:	15/40
Crew:	1	Range:	360mi
Passengers:	3	Cargo:	400KG
Maneuver:	0	SDP:	50
SP:	10	Type:	car
Mass:	1100kg	Cost:	20,000EB

A compact sportscar from Honda, nothing truly remarkable, but it gets decent gas mileage.

SPECIAL EQUIPMENT: crash control system, audio entertainment suite



FORD LYNX

Top Speed:	90 mph	Acc/Decc:	15/30
Crew:	1	Range:	340mi
Passengers:	2	Cargo:	300KG
Maneuver:	+1	SDP:	45
SP:	10	Type:	car
Mass:	1000kg	Cost:	18,000EB

A slim well rounded compact, with clean lines and no sharp edges to deter from its streamlined body.

SPECIAL EQUIPMENT: crash control system, full audio entertainment suite, security system, GPS, phone,



TOYO CHEV METHOD

Top Speed:	90 mph	Acc/Decc:	10/30
Crew:	1	Range:	250mi
Passengers:	1	Cargo:	400KG
Maneuver:	+1	SDP:	30
SP:	10	Type:	car
Mass:	1150kg	Cost:	22,000EB

Another attractive city car from Toyochev, the Method is ideal for the single adult on a budget.

SPECIAL EQUIPMENT: crash control system, full audio entertainment suite,

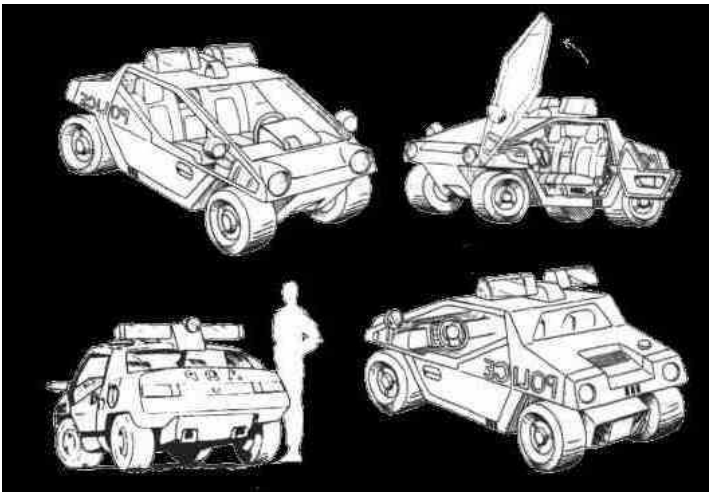


NISSAN CADRA

Top Speed:	90 mph	Acc/Decc:	10/30
Crew:	1	Range:	300mi
Passengers:	1	Cargo:	600KG
Maneuver:	0	SDP:	35
SP:	10	Type:	car
Mass:	980kg	Cost:	19,000EB

The Nissan Cadra is a small two seat compact, with nothing particularly remarkable about it, although it does have very comfortable seats.

SPECIAL EQUIPMENT: crash control system, audio entertainment suite,



MITSUBISHI "JIG" (from NCPD sourcebook)

Top Speed:	90mph	Acc/Decc:	25/30
Crew:	1	Range:	220mi
Passengers:	1	Cargo:	50kg
Maneuver:	2	SDP:	30
SP:	10	Type:	car
Mass:	560kg	Cost:	23,452EB

This small, lightweight vehicle is used to patrol in areas where civilian traffic is cutoff due to large events, such as fairs, markets, carnival's and the like. It's small size makes it ideal for maneuvering through crowds of people while still maintaining a respectable police presence. The civilian version obviously comes without police equipment or markings, and has a higher price due to the discount Police Departments receive for buying in bulk.

SPECIAL EQUIPMENT: crash control system, audio entertainment suite,



CADENCE JIVE

Top Speed:	100 mph	Acc/Decc:	15/40
Crew:	1	Range:	360mi
Passengers:	1	Cargo:	100KG
Maneuver:	0	SDP:	40
SP:	10	Type:	car
Mass:	1050kg	Cost:	22,000EB

A slim, low to the ground compact. The Cadence Jive definitely has a different look and feel to it. This is the lowest priced Cadence available, and while it features cadence style and elegance, you may lack sufficient personal space for a comfortable ride.

SPECIAL EQUIPMENT: crash control system, full audio entertainment suite, security system,




NISSAN LEMUR

Top Speed:	100 mph	Acc/Decc:	15/40
Crew:	1	Range:	320mi
Passengers:	1	Cargo:	200KG
Maneuver:	+1	SDP:	40
SP:	10	Type:	car
Mass:	1100kg	Cost:	25,000EB

A sports city car, perfect for living on a budget without giving up the style and zip you crave.

SPECIAL EQUIPMENT: crash control system, audio entertainment suite,



FORD AISI

Top Speed:	100 mph	Acc/Decc:	25/40
Crew:	1	Range:	340mi
Passengers:	3	Cargo:	400KG
Maneuver:	+1	SDP:	45
SP:	10	Type:	car
Mass:	1170kg	Cost:	24,000EB

A compact sports car, its size is deceiving. For as small as the car is its acceleration is formidable.

SPECIAL EQUIPMENT: crash control system, audio entertainment suite,




FORD ZIPPER

Top Speed:	100 mph	Acc/Decc:	15/40
Crew:	1	Range:	320mi
Passengers:	3	Cargo:	400KG
Maneuver:	+1	SDP:	45
SP:	10	Type:	car
Mass:	1100kg	Cost:	21,750EB

A comfortable little compact, perfect for teenagers, and its safety record is very highly rated.

SPECIAL EQUIPMENT: crash control system,



GMI FLING

Top Speed:	100 mph	Acc/Decc:	20/40
Crew:	1	Range:	360mi
Passengers:	3	Cargo:	400KG
Maneuver:	0	SDP:	50
SP:	10	Type:	car
Mass:	1170kg	Cost:	24,000EB

The Fling is a sporty compact, just the thing for getting around the mean streets, and small enough to park anywhere.

SPECIAL EQUIPMENT: crash control system, audio entertainment suite




CITROEN RUSEV

Top Speed:	100 mph	Acc/Decc:	15/45
Crew:	1	Range:	300mi
Passengers:	2	Cargo:	300KG
Maneuver:	+1	SDP:	40
SP:	10	Type:	car
Mass:	900kg	Cost:	26,000EB

Another 3-wheeled creation, amazing that 3 can fit in such a tiny package.

SPECIAL EQUIPMENT: full audio entertainment suite,



MITSUBISHI TENCHU

Top Speed:	100 mph	Acc/Decc:	15/45
Crew:	1	Range:	300mi
Passengers:	3	Cargo:	300KG
Maneuver:	+1	SDP:	40
SP:	10	Type:	car
Mass:	1100kg	Cost:	23,000EB

A light compact. Sporty, and perfect for your teens, or for your second childhood.

SPECIAL EQUIPMENT: crash control system, full audio entertainment suite,



GMI POSTA

Top Speed:	100 mph	Acc/Decc:	15/30
Crew:	1	Range:	300mi
Passengers:	3	Cargo:	600KG
Maneuver:	-1	SDP:	40
SP:	10	Type:	car
Mass:	980kg	Cost:	25,000EB

A sporty little citycar, with better performance than most vehicles in its class. Although the 3-wheeled styling makes turning a wee tricky.

SPECIAL EQUIPMENT: stereo,



MITSUBISHI 3535

Top Speed:	110 mph	Acc/Decc:	20/30
Crew:	1	Range:	320mi
Passengers:	1	Cargo:	400KG
Maneuver:	+2	SDP:	45
SP:	10	Type:	car
Mass:	1070kg	Cost:	24,000EB

Driving excitement, feeling the wind on your face, and the thrill of the streets. The 3535 from Mitsubishi reminds us all why we love driving, and in such a compact and affordable package. For an extra 3 grand, you can purchase the enclosed model.

SPECIAL EQUIPMENT: crash control system, audio entertainment suite, limited off-road capability



FORD GHIA

Top Speed:	110 mph	Acc/Decc:	15/40
Crew:	1	Range:	340mi
Passengers:	2	Cargo:	300KG
Maneuver:	+1	SDP:	45
SP:	20	Type:	car
Mass:	900kg	Cost:	25,000EB

A compact with a rather different looking design, a two-door perfect for those weekend getaways, or for just getting around.

SPECIAL EQUIPMENT: crash control system, full audio entertainment suite, security system, GPS, phone,



FORD PUCK

Top Speed:	120 mph	Acc/Decc:	15/40
Crew:	1	Range:	280mi
Passengers:	3	Cargo:	300KG
Maneuver:	+1	SDP:	45
SP:	10	Type:	car
Mass:	990kg	Cost:	25,000EB

One of Fords many compact cars, the Puck is the most popular probably due to its simple yet attractive design.

SPECIAL EQUIPMENT: crash control system, audio entertainment suite,

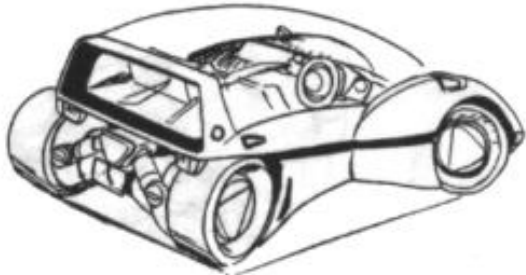



BMW I5

Top Speed:	120mph	Acc/Decc:	20/40
Crew:	1	Range:	280mi
Passengers:	1	Cargo:	0KG
Maneuver:	+1	SDP:	50
SP:	10	Type:	car
Mass:	1100kg	Cost:	30,500EB

Some citycars are a joy to drive, this is one of them

SPECIAL EQUIPMENT: crash control system, full audio entertainment suite, security system, GPS, phone,



TOYOICHEV CITYSPORT

Top Speed:	120 mph	Acc/Decc:	15/30
Crew:	1	Range:	335mi
Passengers:	3	Cargo:	50KG
Maneuver:	0	SDP:	25
SP:	5	Type:	car
Mass:	950kg	Cost:	26,000EB

The tabby was so successful they made a more powerful version, with a larger engine, this second version can no longer really be considered a citycar due to its new engine size and higher top speed. Outwardly the only real difference is that its a bit longer to make room for the larger engine.

SPECIAL EQUIPMENT: crash control system, audio entertainment suite



TOYOICHEV SALSATION

Top Speed:	120 mph	Acc/Decc:	20/35
Crew:	1	Range:	260mi
Passengers:	2	Cargo:	300KG
Maneuver:	+2	SDP:	45
SP:	10	Type:	car
Mass:	1100kg	Cost:	27,000EB

A fun little car, the perfect introduction to the world of sports cars. It has just the right amount of zip to make driving this car fun and exciting while looking good for your peers.

SPECIAL EQUIPMENT: crash control system, full audio entertainment suite, security system,




TOYOICHEV PM

Top Speed:	120 mph	Acc/Decc:	20/40
Crew:	1	Range:	340mi
Passengers:	0	Cargo:	50KG
Maneuver:	+2	SDP:	45
SP:	10	Type:	car
Mass:	900kg	Cost:	26,000EB

A revolution in vehicle design only possible through citycar size and function. The PM shortens and raises for driving in slow city traffic, providing the driver an elevated view and making the vehicle as compact as possible. Then for faster high speed travel, the vehicle lowers and extends, creating a low profile with greater maneuverability. The vehicle only has enough storage space for a briefcase or small backpack, and only seats one person, still they are selling like crazy. Teenagers are finding them especially appealing, and in Japan there is talks of criminalizing the vehicles due to the go-gangs they have become popular with.

SPECIAL EQUIPMENT: full audio entertainment suite, security system,

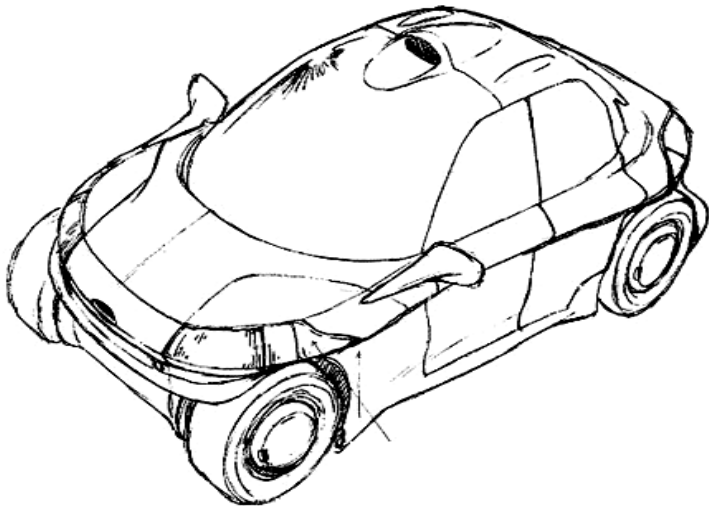


GAZLADA GOOSE

Top Speed:	120 mph	Acc/Decc:	15/35
Crew:	1	Range:	320mi
Passengers:	1	Cargo:	700KG
Maneuver:	+1	SDP:	45
SP:	20	Type:	car
Mass:	1400kg	Cost:	29,700EB

Overpriced, under powered, and ugly, the Goose proves that the Euros don't know as much about style and taste as they would like you to believe.

SPECIAL EQUIPMENT: crash control system, full audio entertainment suite, security system,



TOYOICHEV RANT

Top Speed:	120 mph	Acc/Decc:	15/30
Crew:	1	Range:	335mi
Passengers:	3	Cargo:	50KG
Maneuver:	+2	SDP:	25
SP:	10	Type:	car
Mass:	9300kg	Cost:	27,000EB

A fairly speedy little compact from Toyochev, it corners very well.

SPECIAL EQUIPMENT: crash control system, audio entertainment suite



MAZDA METROSTRIDE

Top Speed:	130mph	Acc/Decc:	20/40
Crew:	1	Range:	280mi
Passengers:	1	Cargo:	0KG
Maneuver:	+1	SDP:	45
SP:	10	Type:	car
Mass:	1050kg	Cost:	27,850EB

These are incredibly fun cars to drive, lots of speed, highly maneuverable, and unique looking enough to turn heads.

SPECIAL EQUIPMENT: crash control system, full audio entertainment suite, security system, GPS,



MITSUBISHI KUSAI

Top Speed:	140 mph	Acc/Decc:	25/35
Crew:	1	Range:	350mi
Passengers:	3	Cargo:	100KG
Maneuver:	+1	SDP:	55
SP:	10	Type:	car
Mass:	1100kg	Cost:	34,000EB

For a citycar, the Kusai from Mitsubishi is a pretty impressive little package. Good top speed, decent acceleration, and excellent handling have made it popular globally, as well as with many Asian police departments.

SPECIAL EQUIPMENT: crash control system, full audio entertainment suite, GPS



CITROEN BURSTER

Top Speed:	140 mph	Acc/Decc:	30/35
Crew:	1	Range:	275mi
Passengers:	1	Cargo:	300KG
Maneuver:	+3	SDP:	40
SP:	10	Type:	car
Mass:	1850kg	Cost:	26,500EB

For a citycar, this is one fast little monkey. Popular with European and Asian police due to its compact size and extreme agility.

SPECIAL EQUIPMENT: cyberlink, security system, full audio entertainment suite,



TOYO CHEV MGT

Top Speed:	160mph	Acc/Decc:	30/45
Crew:	1	Range:	mi
Passengers:	1	Cargo:	50KG
Maneuver:	+2	SDP:	50
SP:	10	Type:	car
Mass:	1100kg	Cost:	35,000EB

This is a beast in a tiny box, far faster on the pickup than any citycar has a right to be. The price tag is worth it for the acceleration alone.

SPECIAL EQUIPMENT: crash control system, full audio entertainment suite, security system, GPS,




VOLKSRAD BERUF

Top Speed:	160mph	Acc/Decc:	28/40
Crew:	1	Range:	320mi
Passengers:	3	Cargo:	300KG
Maneuver:	+2	SDP:	50
SP:	14	Type:	car
Mass:	1190kg	Cost:	36,000EB

Another European performance compact, popular with Euro police forces, as well as private driving enthusiasts.

SPECIAL EQUIPMENT: crash control system, full audio entertainment suite, security system, GPS,




MITSUBISHI BULLPUP

Top Speed:	160 mph	Acc/Decc:	25/40
Crew:	1	Range:	350mi
Passengers:	1	Cargo:	0KG
Maneuver:	+2	SDP:	35
SP:	10	Type:	car
Mass:	1200kg	Cost:	32,000EB

A very sporty citycar, the Mitsubishi Bullpup features rear engine rear wheel drive with enough power to give you that funny feeling in your stomach. It is somewhat off road capable and for an extra 5000eb you can get the 4-wheel drive version. If you are going to drive a citycar, this is the one you want.

SPECIAL EQUIPMENT: crash control system, full audio entertainment suite, security system, GPS, limited off road capability



FORD COUGAR

Top Speed:	165mph	Acc/Decc:	30/45
Crew:	1	Range:	300mi
Passengers:	3	Cargo:	300KG
Maneuver:	+2	SDP:	45
SP:	10	Type:	car
Mass:	1150kg	Cost:	33,000EB

The Cougar lives again.

SPECIAL EQUIPMENT: crash control system, full audio entertainment suite, security system, GPS,



GMI INKAT

Top Speed:	165mph	Acc/Decc:	25/40
Crew:	1	Range:	300mi
Passengers:	3	Cargo:	400KG
Maneuver:	0	SDP:	45
SP:	5	Type:	car
Mass:	1200kg	Cost:	34,000EB

A Sporty two door high performance citycar from GMI.

SPECIAL EQUIPMENT: crash control system, full audio entertainment suite, security system, GPS,



PORSCHE GOSMANI

Top Speed:	170mph	Acc/Decc:	32/40
Crew:	1	Range:	300mi
Passengers:	1	Cargo:	0KG
Maneuver:	+1	SDP:	50
SP:	5	Type:	car
Mass:	1050kg	Cost:	45,000EB

A Porsche subcompact designed to dominate the streets. Limited space should never mean limited taste.

SPECIAL EQUIPMENT: crash control system, full audio entertainment suite, security system, GPS, phone,



MITSUBISHI LNXS

Top Speed:	180mph	Acc/Decc:	32/40
Crew:	1	Range:	mi
Passengers:	1	Cargo:	100KG
Maneuver:	+2	SDP:	50
SP:	5	Type:	car
Mass:	1100kg	Cost:	44,000EB

The fastest citycar available, the LNXS is only called as a city car do to its compact size, it certainly is no slam against its performance.

SPECIAL EQUIPMENT: crash control system, full audio entertainment suite, security system, GPS,

SEDANS AND FAMILY CARS




NISSAN RELACS

Top Speed:	80 mph	Acc/Decc:	10/40
Crew:	1	Range:	350mi
Passengers:	3	Cargo:	800KG
Maneuver:	0	SDP:	50
SP:	15	Type:	car
Mass:	1800kg	Cost:	11,500EB

A relatively inexpensive cross between a station wagon and a mini-van.

SPECIAL EQUIPMENT: crash control system, audio entertainment suite,



NAAW ASTARA

Top Speed:	80 mph	Acc/Decc:	10/25
Crew:	1	Range:	300mi
Passengers:	4	Cargo:	600KG
Maneuver:	+1	SDP:	40
SP:	15	Type:	car
Mass:	1850kg	Cost:	16,300EB

As unattractive as this car is, it is incredibly roomy and comfortable. In fact there is almost as much leg room in the back seats as in the front. The perfect vehicle for families and carpools, wit an excellent safety record.

SPECIAL EQUIPMENT: crash control system, full audio entertainment suite,



HONDA IMAS

Top Speed:	80 mph	Acc/Decc:	15/40
Crew:	1	Range:	320mi
Passengers:	3	Cargo:	300KG
Maneuver:	0	SDP:	45
SP:	10	Type:	car
Mass:	1300kg	Cost:	18,000EB

A pretty little sports sedan, clean lines and compact size make it popular among corporate climbers and urban pros. It's affordable cost and sporty frame make it popular with everyone else.

SPECIAL EQUIPMENT: crash control system, full audio entertainment suite, security system, phone,




GMI IDYLL

Top Speed:	80 mph	Acc/Decc:	15/40
Crew:	1	Range:	320mi
Passengers:	1	Cargo:	300KG
Maneuver:	0	SDP:	45
SP:	10	Type:	car
Mass:	1200kg	Cost:	12,000EB

Available only as a convertible the Idyll is popular with professionals on a budget who still like to have a little fun on the weekends.

SPECIAL EQUIPMENT: crash control system, full audio entertainment suite, security system, phone,



CITROEN SUESS

Top Speed:	80 mph	Acc/Decc:	15/30
Crew:	1	Range:	250mi
Passengers:	1	Cargo:	1000KG
Maneuver:	-1	SDP:	30
SP:	0	Type:	car
Mass:	1100kg	Cost:	7,000EB

This is an extremely odd looking car, even for Citroen. It does however boast an enormous trunk, and unfortunately a rather small 4-cylinder rear mounted engine.

SPECIAL EQUIPMENT: none




VOLKSRAD FUT

Top Speed:	80 mph	Acc/Decc:	15/30
Crew:	1	Range:	350mi
Passengers:	3	Cargo:	750KG
Maneuver:	-1	SDP:	40
SP:	10	Type:	car
Mass:	1050kg	Cost:	18,575EB

Volksrads beautifully designed family car, your kids will have just as much fun riding in this car as you will have driving it.

SPECIAL EQUIPMENT: crash control system, audio entertainment suite



TETRACORP TRIBE

Top Speed:	80 mph	Acc/Decc:	10/35
Crew:	1	Range:	350mi
Passengers:	4	Cargo:	1000KG
Maneuver:	+2	SDP:	45
SP:	10	Type:	car
Mass:	1600kg	Cost:	17,000EB

A good car for families and businesses. Seats 5 with enough cargo room for all the groceries you could need. The station wagon with style.

SPECIAL EQUIPMENT: crash control system, full audio entertainment suite, , cyberlink,



TETRACORP TVC

Top Speed:	80 mph	Acc/Decc:	15/30
Crew:	1	Range:	300mi
Passengers:	3	Cargo:	500KG
Maneuver:	-1	SDP:	65
SP:	25	Type:	car
Mass:	1800kg	Cost:	17,000EB

While they only manufacture a few cars, the cars Tetracorp does make are sturdy. Built for driving on dangerous terrain and on construction sites. The TVC is armored high enough to prevent damage from falling rocks, bricks, or whatever, this car is extremely popular among construction foremen and others in areas of work where things fall from the sky.

SPECIAL EQUIPMENT: crash control system, audio entertainment suite




GMI FEVER

Top Speed:	80 mph	Acc/Decc:	10/40
Crew:	1	Range:	350mi
Passengers:	3	Cargo:	500KG
Maneuver:	0	SDP:	40
SP:	5	Type:	car
Mass:	1400kg	Cost:	10,500EB

A rather unobtrusive and unattractive 2-door sedan.

SPECIAL EQUIPMENT: crash control system, audio entertainment suite,




CITROEN SAVANTI

Top Speed:	80 mph	Acc/Decc:	15/40
Crew:	1	Range:	150mi
Passengers:	4	Cargo:	800KG
Maneuver:	0	SDP:	40
SP:	10	Type:	car
Mass:	1600kg	Cost:	19,700EB

The largest sedan available from Citroen, the Savanti has a good safety record and is popular among the young corporate set.

SPECIAL EQUIPMENT: crash control system



SCION TECH LOAFER

Top Speed:	80 mph	Acc/Decc:	10/30
Crew:	1	Range:	360mi
Passengers:	3	Cargo:	100KG
Maneuver:	-1	SDP:	30
SP:	5	Type:	car
Mass:	1150kg	Cost:	11,500EB

Another extremely inexpensive, and ugly sedan from Scion Tech. Scion claims that this car will float in water, though it will have no propulsion and will most likely flood out the engine.

SPECIAL EQUIPMENT: none



MITSUBISHI DS-1

Top Speed:	80 mph	Acc/Decc:	15/40
Crew:	1	Range:	330mi
Passengers:	1	Cargo:	1000KG
Maneuver:	-1	SDP:	50
SP:	10	Type:	car
Mass:	1750kg	Cost:	18,500EB

This simple sedan is perfect for families and corporate cars.

SPECIAL EQUIPMENT: crash control system, full audio entertainment suite,





GAZ-LADA FLAROM

Top Speed:	80 mph	Acc/Decc:	10/30
Crew:	1	Range:	260mi
Passengers:	3	Cargo:	500KG
Maneuver:	-1	SDP:	50
SP:	15	Type:	car
Mass:	1200kg	Cost:	11,575EB

This odd steel bodied two-door from Russia steals its cues from an old Italian design.

SPECIAL EQUIPMENT: none




SCION TECH CRESCENT

Top Speed:	80 mph	Acc/Decc:	10/40
Crew:	1	Range:	320mi
Passengers:	3	Cargo:	800KG
Maneuver:	-1	SDP:	40
SP:	10	Type:	car
Mass:	1050kg	Cost:	7,000EB

A rather unattractive, yet inexpensive sedan from Scion Tech.

SPECIAL EQUIPMENT: none




VOLKSRAD BERLINER

Top Speed:	80 mph	Acc/Decc:	15/30
Crew:	1	Range:	340mi
Passengers:	3	Cargo:	500KG
Maneuver:	-1	SDP:	30
SP:	10	Type:	car
Mass:	1000kg	Cost:	13,000EB

A no frills two door sedan. The only thing remarkable about this car is that it manages to sell.

SPECIAL EQUIPMENT: none



MITSUBISHI TATSU

Top Speed:	80 mph	Acc/Decc:	15/45
Crew:	1	Range:	350mi
Passengers:	4	Cargo:	1000KG
Maneuver:	0	SDP:	45
SP:	10	Type:	car
Mass:	1200kg	Cost:	19,500EB

A mid-sized station wagon perfect for families, it has also gained quite a following among the nomad community.

SPECIAL EQUIPMENT: crash control system, full audio entertainment suite,

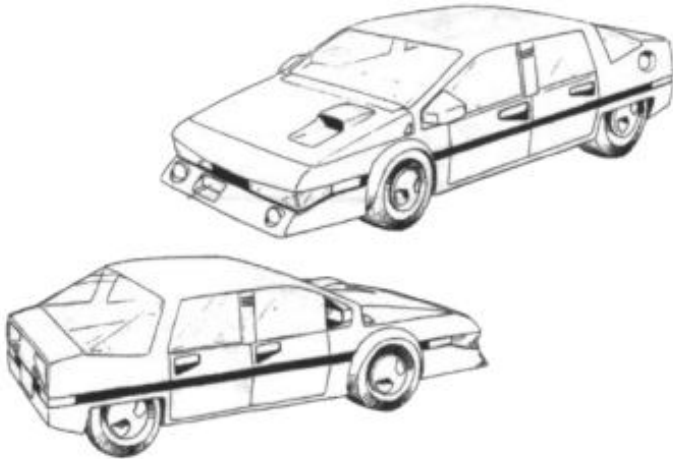


BRENNAN CASPARI

Top Speed:	80 mph	Acc/Decc:	10/40
Crew:	1	Range:	340mi
Passengers:	2	Cargo:	200KG
Maneuver:	+1	SDP:	40
SP:	5	Type:	car
Mass:	1300kg	Cost:	14,000EB

Affordable and reliable, the Caspari is perfect for those who believe all a car has to do is get you there.

SPECIAL EQUIPMENT: none



HYUNDAI TOHO

Top Speed:	80 mph	Acc/Decc:	15/40
Crew:	1	Range:	340mi
Passengers:	3	Cargo:	400KG
Maneuver:	+1	SDP:	45
SP:	10	Type:	car
Mass:	1450kg	Cost:	15,000EB

A 4 cylinder family car, with sporty looks and plenty of get up an go for anyone in the suburban jungle.

SPECIAL EQUIPMENT: crash control system, audio entertainment suite,




VOLKSRAD STRAK

Top Speed:	80 mph	Acc/Decc:	15/30
Crew:	1	Range:	300mi
Passengers:	3	Cargo:	500KG
Maneuver:	-1	SDP:	40
SP:	15	Type:	car
Mass:	1250kg	Cost:	17,500EB

What the Volksrad designers were thinking when they created this is anybodies guess, but this has got to be the ugliest most unimpressive car ever made.

SPECIAL EQUIPMENT: crash control system, audio entertainment suite



GMI LAMB

Top Speed:	80 mph	Acc/Decc:	15/45
Crew:	1	Range:	300mi
Passengers:	4	Cargo:	1000KG
Maneuver:	+1	SDP:	50
SP:	10	Type:	car
Mass:	1500kg	Cost:	21,500EB

The Lamb is too large to be considered a car, and too small to be a minivan. Whatever it is, it has found its niche as a family vehicle.

SPECIAL EQUIPMENT: crash control system, audio entertainment suite,



BRENNAN AFTERLIFE

Top Speed:	80 mph	Acc/Decc:	15/40
Crew:	1	Range:	275mi
Passengers:	4	Cargo:	1200KG
Maneuver:	+1	SDP:	40
SP:	15	Type:	car
Mass:	1700kg	Cost:	21,000EB

An odd looking station wagon from Brennan. This cars name derives from its rather morbid origins as a hearse, a role which it sill serves. This model however is an extremely popular family car, with an excellent safety record.

SPECIAL EQUIPMENT: crash control system,



NAAW RANGE STORMER

Top Speed:	85 mph	Acc/Decc:	20/35
Crew:	1	Range:	350mi
Passengers:	4	Cargo:	1000KG
Maneuver:	+2	SDP:	45
SP:	10	Type:	car
Mass:	1750kg	Cost:	21,000EB

All the off-road utility in a package roughly the size of a station wagon. Just the thing for weekend trips, hauling children and groceries, or for just releasing your wildside.

SPECIAL EQUIPMENT: crash control system, full audio entertainment suite, cyberlink,



GMI LUMIERE

Top Speed:	80 mph	Acc/Decc:	10/40
Crew:	1	Range:	320mi
Passengers:	3	Cargo:	300KG
Maneuver:	0	SDP:	45
SP:	10	Type:	car
Mass:	1675kg	Cost:	20,000EB

Another simple sedan, with clean lines, good power, and affordable enough to enjoy it.

SPECIAL EQUIPMENT: crash control system,




BRENNAN D'ARTAGNIN

Top Speed:	90 mph	Acc/Decc:	15/45
Crew:	1	Range:	320mi
Passengers:	3	Cargo:	800KG
Maneuver:	+1	SDP:	40
SP:	15	Type:	car
Mass:	1100kg	Cost:	17,500EB

Brennan's latest sport sedan, built for those who know how important it is to look professional while keeping enough power to rise to the top of the race.

SPECIAL EQUIPMENT: crash control system, audio entertainment suite, security system, GPS, phone,



FORD PROLLA

Top Speed:	90 mph	Acc/Decc:	18/40
Crew:	1	Range:	320mi
Passengers:	4	Cargo:	400KG
Maneuver:	+1	SDP:	50
SP:	10	Type:	car
Mass:	1700kg	Cost:	24,000EB

Very roomy for its size, this economy sedan is perfect for those with a limited budget, and just stylish enough so that you never have to feel embarrassed when you pull into the office parking lot.

SPECIAL EQUIPMENT: crash control system,

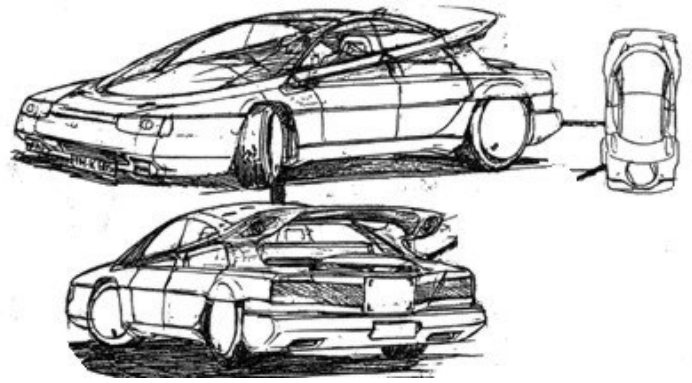


CITROEN TRINIDAD

Top Speed:	90 mph	Acc/Decc:	15/40
Crew:	1	Range:	340mi
Passengers:	3	Cargo:	400KG
Maneuver:	+1	SDP:	40
SP:	10	Type:	car
Mass:	1200kg	Cost:	22,000EB

A cleanly designed sports sedan, not able to keep up with the true sports cars, but when you need something fast and cheap, you can't go wrong here. The RX version has a top speed of 160, 5mph more acceleration, and sells for about 30,000eb

SPECIAL EQUIPMENT: crash control system, full audio entertainment suite,




HYUNDAI MALLARD

Top Speed:	90 mph	Acc/Decc:	15/40
Crew:	1	Range:	300mi
Passengers:	3	Cargo:	600KG
Maneuver:	+1	SDP:	50
SP:	10	Type:	car
Mass:	1200kg	Cost:	17,000EB

An odd looking car, the mallard is still affordable, and eccentric enough to be popular.

SPECIAL EQUIPMENT: crash control system, audio entertainment suite,



HONDA GRAFIX

Top Speed:	90 mph	Acc/Decc:	20/45
Crew:	1	Range:	300mi
Passengers:	3	Cargo:	400KG
Maneuver:	+1	SDP:	50
SP:	10	Type:	car
Mass:	1600kg	Cost:	25,000EB

A very sporty 2-door sedan from Honda, popular to most due to its reliability, but especially so among racers for its ease in tweaking the engine for greater output.

SPECIAL EQUIPMENT: none




TETRACORP DECADE

Top Speed:	90 mph	Acc/Decc:	10/30
Crew:	1	Range:	325mi
Passengers:	4	Cargo:	1200KG
Maneuver:	+1	SDP:	60
SP:	25	Type:	car
Mass:	1980kg	Cost:	24,750EB

Another car popular with cab services, mainly due to its standard light armor and protected rear wheels.

SPECIAL EQUIPMENT: crash control system, full audio entertainment suite,




BRENNAN ALIANZ

Top Speed:	90mph	Acc/Decc:	15/35
Crew:	1	Range:	350mi
Passengers:	3	Cargo:	500KG
Maneuver:	0	SDP:	45
SP:	10	Type:	car
Mass:	2000kg	Cost:	26,000EB

A drastic stylistic departure from the normally conservative Brennan design team.

SPECIAL EQUIPMENT: none



VOLKSRAD POLICE BUGGY (from NCPD sourcebook)

Top Speed:	90mph	Acc/Decc:	20/38
Crew:	1	Range:	280mi
Passengers:	3	Cargo:	250kg
Maneuver:	0	SDP:	40
SP:	25	Type:	car
Mass:	1.4tons	Cost:	24,000EB

This is the civilian version of the police vehicle, and does not come with police equipment

SPECIAL EQUIPMENT: none



HYUNDAI SPEARTIP

Top Speed:	90 mph	Acc/Decc:	15/30
Crew:	1	Range:	325mi
Passengers:	4	Cargo:	1200KG
Maneuver:	+1	SDP:	60
SP:	25	Type:	car
Mass:	1780kg	Cost:	28,750EB

A sporty little sedan with plenty of legroom and an interesting aesthetic.

SPECIAL EQUIPMENT: crash control system, full audio entertainment suite,

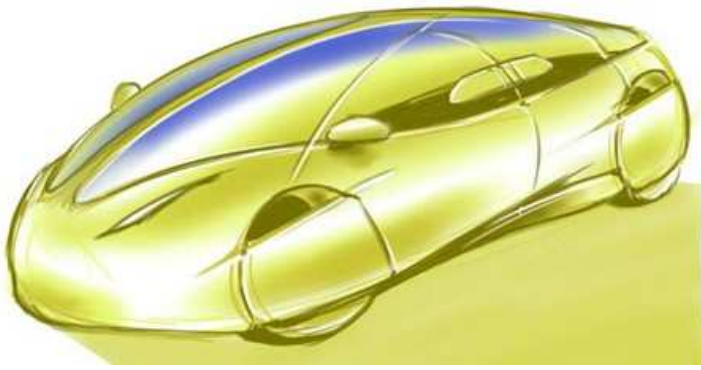


FORD "KOALA"

Top Speed:	90 mph	Acc/Decc:	10/35
Crew:	1	Range:	350mi
Passengers:	4	Cargo:	500KG
Maneuver:	+2	SDP:	45
SP:	10	Type:	car
Mass:	1450kg	Cost:	23,000EB

Another cross between SUV and family sedan, only in compact form. It is named after its tenacious ability to grip the road, and its small size. Though it appears top heavy, it is not, as additional weight has been strategically added to the undercarriage to prevent rollover.

SPECIAL EQUIPMENT: crash control system, full audio entertainment suite, Off-road capable, cyberlink,



HYUNDAI RAO

Top Speed:	100 mph	Acc/Decc:	15/30
Crew:	1	Range:	325mi
Passengers:	4	Cargo:	1200KG
Maneuver:	0	SDP:	60
SP:	10	Type:	car
Mass:	1800kg	Cost:	26,250EB

In inexpensive, but attractive economy sedan from Hyundai.

SPECIAL EQUIPMENT: crash control system, full audio entertainment suite,



TOYO CHEV DISCOVERY

Top Speed:	100 mph	Acc/Decc:	15/40
Crew:	1	Range:	280mi
Passengers:	1	Cargo:	200KG
Maneuver:	+2	SDP:	45
SP:	10	Type:	car
Mass:	1800kg	Cost:	32,000EB

It may look like a small mini-van, but the level of comfort is unmatched in its class. Even in the back seats the ride is smooth with plenty of leg room.

SPECIAL EQUIPMENT: crash control system, full audio entertainment suite, security system,



MITSUBISHI 7000

Top Speed:	100 mph	Acc/Decc:	20/35
Crew:	1	Range:	350mi
Passengers:	4	Cargo:	1000KG
Maneuver:	+2	SDP:	45
SP:	10	Type:	car
Mass:	1200kg	Cost:	35,000EB

Cross an SUV with a sportscar, and put it in a package with the comfort and size of a sedan, and you have the 7000.

SPECIAL EQUIPMENT: crash control system, full audio entertainment suite, off-road capable, GPS, cyberlink,




HONDA LUBA

Top Speed:	100 mph	Acc/Decc:	10/40
Crew:	1	Range:	320mi
Passengers:	3	Cargo:	900KG
Maneuver:	+1	SDP:	45
SP:	10	Type:	car
Mass:	1280kg	Cost:	22,000EB

An unremarkable 2-door sedan, about as average as the class gets.

SPECIAL EQUIPMENT: crash control system, full audio entertainment suite




CITROEN LOVELESS

Top Speed:	100 mph	Acc/Decc:	10/40
Crew:	1	Range:	320mi
Passengers:	4	Cargo:	900KG
Maneuver:	+1	SDP:	45
SP:	10	Type:	car
Mass:	1500kg	Cost:	25,000EB

Surprisingly enough, this vehicle is both stylish and comfortable, a nice change from the cramped and hideous compacts that Citroen has become known for. The Citroen price remains consistent however, which is another welcome bonus.

SPECIAL EQUIPMENT: full audio entertainment suite,



MITSUBISHI VIRTUE

Top Speed:	100 mph	Acc/Decc:	10/40
Crew:	1	Range:	320mi
Passengers:	4	Cargo:	900KG
Maneuver:	+1	SDP:	45
SP:	10	Type:	car
Mass:	1900kg	Cost:	25,000EB

On of the most reliable cars on the market the Mitsubishi Virtue is aptly named. Its safety record is extremely high and its price very fair. Popular with everyone, from students to families, for personal and business use. In fact this car has become the number one car used for taxi services on the west coast.

SPECIAL EQUIPMENT: crash control system, full audio entertainment suite, security system, phone, digital dash, cyberlink,



MERCEDES VISION

Top Speed:	100 mph	Acc/Decc:	20/40
Crew:	1	Range:	280mi
Passengers:	1	Cargo:	200KG
Maneuver:	+2	SDP:	45
SP:	10	Type:	car
Mass:	1775kg	Cost:	55,000EB

The Vision lives up to its name, offering all the passengers unprecedented views. The roof window makes you feel as if you are riding in a convertible, without having your hair messed up or having to yell to be heard. As an added feature, the top, rear, and side windows are self tinting to a near opaque level, controllable from the drivers seat, allowing the rear passengers privacy when necessary.

SPECIAL EQUIPMENT: seat massagers, crash control system, full audio entertainment suite, security system, GPS, phone, cyberlink, controllable window tinting.




CITROEN NAPOLEAN

Top Speed:	100 mph	Acc/Decc:	15/50
Crew:	1	Range:	350mi
Passengers:	4	Cargo:	800KG
Maneuver:	0	SDP:	40
SP:	10	Type:	car
Mass:	1800kg	Cost:	28,000EB

A family car, and a popular one at that.

SPECIAL EQUIPMENT: crash control system, full audio entertainment suite,



FORD KONA

Top Speed:	100 mph	Acc/Decc:	10/40
Crew:	1	Range:	320mi
Passengers:	4	Cargo:	400KG
Maneuver:	+1	SDP:	45
SP:	20	Type:	car
Mass:	1300kg	Cost:	24,000EB

A rather uninspired and unattractive car from Ford, the Jumper sells only because of its relatively low price.

SPECIAL EQUIPMENT: none



Fiftie

CITROEN FIFTIE

Top Speed:	100 mph	Acc/Decc:	15/40
Crew:	1	Range:	330mi
Passengers:	3	Cargo:	500KG
Maneuver:	+1	SDP:	40
SP:	10	Type:	car
Mass:	1250kg	Cost:	28,000EB

Another popular sedan from Citroen. Retro styling has led to this cars mild popularity.

SPECIAL EQUIPMENT: crash control system,



BMW VITALIS

Top Speed:	100 mph	Acc/Decc:	20/50
Crew:	1	Range:	300mi
Passengers:	3	Cargo:	400KG
Maneuver:	+1	SDP:	40
SP:	10	Type:	car
Mass:	1600kg	Cost:	34,500EB

The Vitalis is BMW's standard performance sedan. Priced for the corporate set, and those who know performance is not just flashy looks.

SPECIAL EQUIPMENT: seat massagers, crash control system, audio entertainment suite, security system, GPS, phone, cyberlink



CADILLAC SYNCH

Top Speed:	100 mph	Acc/Decc:	15/40
Crew:	1	Range:	310mi
Passengers:	1	Cargo:	600KG
Maneuver:	+1	SDP:	45
SP:	20	Type:	car
Mass:	1400kg	Cost:	33,000EB

The Synch is a fine two-seater, popular among the young corporate crowd.

SPECIAL EQUIPMENT: seat massagers, crash control system, full audio entertainment suite, security system, GPS,



PONTIAC XP4000

Top Speed:	100 mph	Acc/Decc:	15/40
Crew:	1	Range:	340mi
Passengers:	3	Cargo:	700KG
Maneuver:	+1	SDP:	50
SP:	15	Type:	car
Mass:	1700kg	Cost:	26,500EB

A 4-door sedan popular to both families and corporations.

SPECIAL EQUIPMENT: crash control system, audio entertainment suite, security system,




HONDA FRESH

Top Speed:	100 mph	Acc/Decc:	10/30
Crew:	1	Range:	300mi
Passengers:	3	Cargo:	700KG
Maneuver:	0	SDP:	40
SP:	10	Type:	car
Mass:	1600kg	Cost:	26,000EB

A moderately priced 2-door sedan. Pretty much everything about this rather uninspired vehicle is average.

SPECIAL EQUIPMENT: crash control system, audio entertainment suite,



GMI FALSSAD

Top Speed:	100 mph	Acc/Decc:	15/45
Crew:	1	Range:	300mi
Passengers:	3	Cargo:	900KG
Maneuver:	+1	SDP:	45
SP:	10	Type:	car
Mass:	1450kg	Cost:	31,000EB

A simple car for those who still believe having fun is more important than impressing people.

SPECIAL EQUIPMENT: crash control system, audio entertainment suite, security system,



FORD FAMM-6

Top Speed:	100 mph	Acc/Decc:	15/40
Crew:	1	Range:	320mi
Passengers:	4	Cargo:	500KG
Maneuver:	+1	SDP:	45
SP:	10	Type:	car
Mass:	1800kg	Cost:	29,000EB

A mid-sized sedan available in either 2 or 4 door. A popular car for families.

SPECIAL EQUIPMENT: crash control system, audio entertainment suite, security system,



MAZDA PROGETTA

Top Speed:	100 mph	Acc/Decc:	15/45
Crew:	1	Range:	320mi
Passengers:	1	Cargo:	600KG
Maneuver:	0	SDP:	45
SP:	0	Type:	car
Mass:	1550kg	Cost:	29,000EB

This car sells well because it looks like it would be much more expensive than it actually is. Nevertheless this convertible makes a decent touring car.

SPECIAL EQUIPMENT: crash control system, audio entertainment suite, security system,



TOYO CHEV SWEET

Top Speed:	100 mph	Acc/Decc:	18/35
Crew:	1	Range:	300mi
Passengers:	1	Cargo:	300KG
Maneuver:	+1	SDP:	40
SP:	10	Type:	car
Mass:	1500kg	Cost:	28,000EB

A fun and sporty little car, the Sweet is quickly gaining a following among young men and women across the country.

SPECIAL EQUIPMENT: crash control system, audio entertainment suite,



CADILLAC POSTURE

Top Speed:	100 mph	Acc/Decc:	15/40
Crew:	1	Range:	340mi
Passengers:	4	Cargo:	700KG
Maneuver:	+1	SDP:	45
SP:	20	Type:	car
Mass:	1900kg	Cost:	31,000EB

The Posture is Cadillac's latest family car, with room for the kids as well as a hefty amount of groceries. Safety in mind the Posture is equipped with the most up to date and advanced security system available as standard.

SPECIAL EQUIPMENT: crash control system, full audio entertainment suite, security system, GPS, phone,



CADENCE CORINTHIAN

Top Speed:	100 mph	Acc/Decc:	15/40
Crew:	1	Range:	340mi
Passengers:	3	Cargo:	800KG
Maneuver:	0	SDP:	40
SP:	10	Type:	car
Mass:	1800kg	Cost:	37,000EB

A sports sedan bearing the luxury and performance that is Cadence trademark.

SPECIAL EQUIPMENT: seat massagers, crash control system, full audio entertainment suite, security system, GPS, phone,



NAAW HYPER

Top Speed:	110 mph	Acc/Decc:	20/45
Crew:	1	Range:	330mi
Passengers:	1	Cargo:	500KG
Maneuver:	+1	SDP:	40
SP:	5	Type:	car
Mass:	1500kg	Cost:	27,000EB

A speedy two seater from New American Auto Works.

SPECIAL EQUIPMENT: crash control system, audio entertainment suite



CADENCE SPECTACLE

Top Speed:	110 mph	Acc/Decc:	15/40
Crew:	1	Range:	340mi
Passengers:	3	Cargo:	400KG
Maneuver:	+1	SDP:	40
SP:	10	Type:	car
Mass:	1350kg	Cost:	36,000EB

A highly stylized shell makes this car a favorite among goldenkids, who like to show off everything. In addition the Spectacle boasts an impressive top speed and superb handling, perfect for a weekend cruising the Swiss Alps or your neck of the woods.

SPECIAL EQUIPMENT: crash control system, full audio entertainment suite, security system, GPS, phone,



IMPERIAL METROPOLITAN VOGUE

Top Speed:	110 mph	Acc/Decc:	15/40
Crew:	1	Range:	340mi
Passengers:	1	Cargo:	500KG
Maneuver:	0	SDP:	50
SP:	10	Type:	car
Mass:	1600kg	Cost:	34,000EB

The vogue is a beautifully wagon styled performance sedan that harkens back to the luxurious days when the automobile was new and driving was a pastime only of the adventurous. Make your mark on the road and leave the others behind.

SPECIAL EQUIPMENT: crash control system, audio entertainment suite, cyberlink, security system, phone, GPS,



MAZDA NIRVANA

Top Speed:	110mph	Acc/Decc:	15/40
Crew:	1	Range:	300mi
Passengers:	3	Cargo:	600KG
Maneuver:	+1	SDP:	50
SP:	10	Type:	car
Mass:	1830kg	Cost:	35,250EB

The Nirvana is far more fun to drive than it has any right to be.

SPECIAL EQUIPMENT: crash control system, full audio entertainment suite, security system,



HYUNDAI LOVO

Top Speed:	110mph	Acc/Decc:	10/40
Crew:	1	Range:	350mi
Passengers:	3	Cargo:	800KG
Maneuver:	0	SDP:	50
SP:	10	Type:	car
Mass:	1950kg	Cost:	31,000EB

It's not going to win any beauty contests, but it will get you anywhere you want to go in comfort.

SPECIAL EQUIPMENT: crash control system, full audio entertainment suite, security system, off-road capability




MAZDA 2667

Top Speed:	110mph	Acc/Decc:	20/30
Crew:	1	Range:	300mi
Passengers:	3	Cargo:	600KG
Maneuver:	0	SDP:	50
SP:	10	Type:	car
Mass:	1400kg	Cost:	33,000EB

A flashy sedan made to get attention on the dark city streets it calls home.

SPECIAL EQUIPMENT: crash control system, audio entertainment suite, gps, Security system



FORD JAZZ

Top Speed:	110 mph	Acc/Decc:	15/40
Crew:	1	Range:	310mi
Passengers:	4	Cargo:	700KG
Maneuver:	0	SDP:	45
SP:	15	Type:	car
Mass:	1300kg	Cost:	30,500EB

Kind of clunky looking, the Jazz has lost its once high popularity, this will most likely be the last year the Jazz remains in production.

SPECIAL EQUIPMENT: seat massagers, crash control system, full audio/visual entertainment suite, security system, GPS, phone,




GAZ-LADA HARE

Top Speed:	110 mph	Acc/Decc:	15/30
Crew:	1	Range:	320mi
Passengers:	3	Cargo:	400KG
Maneuver:	+1	SDP:	45
SP:	10	Type:	car
Mass:	1200kg	Cost:	28,000EB

The Hare is a sporty little car, short, fat, and ugly. This car does have an impressive safety record, and finds itself extremely popular with teen to middle age women.

SPECIAL EQUIPMENT: crash control system, audio entertainment suite,



TOYOACHEV FINESSE

Top Speed:	110 mph	Acc/Decc:	20/30
Crew:	1	Range:	325mi
Passengers:	4	Cargo:	400KG
Maneuver:	+1	SDP:	60
SP:	10	Type:	car
Mass:	1300kg	Cost:	31,000EB

A very pretty sedan from Toyochev, available in either 2 or 4-door. Very comfortable, and very stylish, just the thing for a corporate looking to impress.

SPECIAL EQUIPMENT: crash control system, full audio entertainment suite,



NISSAN ESTREMO

Top Speed:	120 mph	Acc/Decc:	20/45
Crew:	1	Range:	300mi
Passengers:	3	Cargo:	300KG
Maneuver:	+1	SDP:	60
SP:	10	Type:	car
Mass:	1500kg	Cost:	33,000EB

The Estremo's low profile and wide body make for excellent cornering, and don't hurt it's looks either. This is one of the best cars Nissan has put out in years.

SPECIAL EQUIPMENT: crash control system, full audio entertainment suite, security system,



GAZ-LADA ELK77

Top Speed:	120 mph	Acc/Decc:	25/40
Crew:	1	Range:	320mi
Passengers:	1	Cargo:	300KG
Maneuver:	+1	SDP:	45
SP:	10	Type:	car
Mass:	1250kg	Cost:	32,000EB

A 2 door sports sedan with a retracting glass roof and exquisite styling. Not fast enough to really be considered a sports car, but with enough flair to turn heads.

SPECIAL EQUIPMENT: crash control system, full audio entertainment suite, security system, phone,

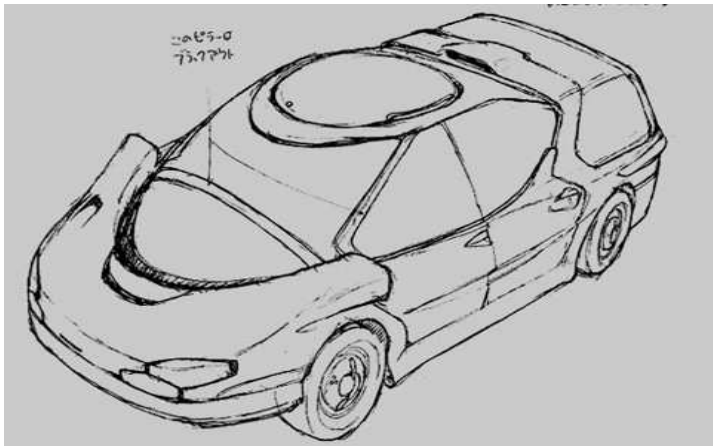


SCION VISOS

Top Speed:	120 mph	Acc/Decc:	20/40
Crew:	1	Range:	280mi
Passengers:	1	Cargo:	200KG
Maneuver:	+2	SDP:	45
SP:	10	Type:	car
Mass:	1100kg	Cost:	30,000EB

It looks kinda like a sportier version of the old Gremlin..... which isn't saying much, and probably the cause of its low sales!

SPECIAL EQUIPMENT: crash control system, full audio entertainment suite,



TOYO CHEV HITO

Top Speed:	120 mph	Acc/Decc:	10/25
Crew:	1	Range:	300mi
Passengers:	4	Cargo:	600KG
Maneuver:	+1	SDP:	40
SP:	15	Type:	car
Mass:	1200kg	Cost:	33,000EB

A small sedan, almost a city car, but regardless of size, it is very roomy inside. It's low price and pleasing aesthetic also keep it up as one of the best sellers on the market. The vehicle is highly customizable, and tuners have taken to it with enthusiasm.

SPECIAL EQUIPMENT: crash control system, full audio entertainment suite,



FORD YESTERYEAR

Top Speed:	120 mph	Acc/Decc:	15/25
Crew:	1	Range:	300mi
Passengers:	4	Cargo:	700KG
Maneuver:	0	SDP:	70
SP:	15	Type:	car
Mass:	1400kg	Cost:	37,000EB

This vehicle is homage to the days when Detroit steel ruled the road and success was measured not only in performance and safety, but size as well. The latest addition to the growing line of nostalgia vehicles coming off the assembly line, the Yesteryear is sure to impress.

SPECIAL EQUIPMENT: crash control system, full audio entertainment suite, security system, digital instrument panel,



TETRACORP QS-5

Top Speed:	120 mph	Acc/Decc:	17/35
Crew:	1	Range:	350mi
Passengers:	4	Cargo:	1000KG
Maneuver:	0	SDP:	45
SP:	10	Type:	car
Mass:	1400kg	Cost:	34,000EB

This is about as sleek and stylish as a station wagon is going to get, it also performs remarkably well for a vehicle designed for family transport. This has made widened its popularity to include anyone who needs a vehicle with a good mix of performance and cargo space.

SPECIAL EQUIPMENT: crash control system, full audio entertainment suite,




HYUNDAI CARDINAL

Top Speed:	120 mph	Acc/Decc:	15/40
Crew:	1	Range:	320mi
Passengers:	3	Cargo:	800KG
Maneuver:	+1	SDP:	60
SP:	20	Type:	car
Mass:	1300kg	Cost:	32,000EB

A sporty sedan, with enough style to turn heads and enough comfort for the entire family. A favorite in the young corporate crowd.

SPECIAL EQUIPMENT: crash control system, audio entertainment suite, cyberlink



GMI EL CAPITAN

Top Speed:	120 mph	Acc/Decc:	20/50
Crew:	1	Range:	300mi
Passengers:	4	Cargo:	900KG
Maneuver:	+1	SDP:	65
SP:	30	Type:	car
Mass:	1500kg	Cost:	35,000EB

The El Capitan is used extensively as a taxi, lightly armored and with enough power to outrun trouble this is the most popular car found among cab companies.

SPECIAL EQUIPMENT: crash control system,



BRENNAN FONTUS

Top Speed:	120mph	Acc/Decc:	15/35
Crew:	1	Range:	300mi
Passengers:	3	Cargo:	400KG
Maneuver:	0	SDP:	50
SP:	10	Type:	car
Mass:	1380kg	Cost:	32,750EB

Available in 2 or 4 door models, this stylish sedan is unobtrusive, but elegant.

SPECIAL EQUIPMENT: crash control system, full audio entertainment suite, security system,



BENSON REDUX

Top Speed:	120mph	Acc/Decc:	20/45
Crew:	1	Range:	320mi
Passengers:	4	Cargo:	600KG
Maneuver:	0	SDP:	50
SP:	10	Type:	car
Mass:	1295kg	Cost:	31,500EB

Minimalist but classy design sets the Benson Redux apart.

SPECIAL EQUIPMENT: crash control system, full audio entertainment suite, security system, GPS,



NISSAN FARINA

Top Speed:	120mph	Acc/Decc:	20/35
Crew:	1	Range:	350mi
Passengers:	3	Cargo:	500KG
Maneuver:	-1	SDP:	40
SP:	10	Type:	car
Mass:	1400kg	Cost:	35,000EB

A very sleek and very sexy sedan from Nissan, it has become extremely popular with anyone who wants to stand out, from teenagers to corporate men.

SPECIAL EQUIPMENT: crash control system, full audio entertainment suite, security system,



TOYOACHEV INSIGHT

Top Speed:	120mph	Acc/Decc:	20/40
Crew:	1	Range:	300mi
Passengers:	4	Cargo:	800KG
Maneuver:	0	SDP:	50
SP:	10	Type:	car
Mass:	15 40kg	Cost:	33,650EB

The insight is a popular 2-door sport wagon that makes getting groceries much more fun.

SPECIAL EQUIPMENT: crash control system, full audio entertainment suite,



FORD POLO

Top Speed:	120 mph	Acc/Decc:	15/50
Crew:	1	Range:	300mi
Passengers:	4	Cargo:	500KG
Maneuver:	+1	SDP:	45
SP:	20	Type:	car
Mass:	1600kg	Cost:	28,000EB

Available in either 2 or 4 door, the Polo sedan is popular as a company vehicle, as well as families.

SPECIAL EQUIPMENT: crash control system, audio entertainment suite, security system, cyberlink,



GMI ESX 40

Top Speed:	120 mph	Acc/Decc:	20/45
Crew:	1	Range:	300mi
Passengers:	3	Cargo:	900KG
Maneuver:	+1	SDP:	45
SP:	20	Type:	car
Mass:	1550kg	Cost:	33,500EB

A fine sedan, perfect for families, or business. Clean lines and lots of leg room make this car a true beauty, but beware, for beneath the beauty lies a beast.

SPECIAL EQUIPMENT: crash control system, audio entertainment suite, security system, GPS



TOYOACHEV VENUSIAN

Top Speed:	140 mph	Acc/Decc:	20/40
Crew:	1	Range:	280mi
Passengers:	1	Cargo:	200KG
Maneuver:	+2	SDP:	45
SP:	10	Type:	car
Mass:	1400kg	Cost:	29,000EB

A sporty hard top convertible, very popular with the corporate set. A bit high priced for most but worth every penny.

SPECIAL EQUIPMENT: seat massagers, crash control system, full audio entertainment suite, security system, GPS, phone, cyberlink,



TOYOACHEV VERGE

Top Speed:	140 mph	Acc/Decc:	25/40
Crew:	1	Range:	320mi
Passengers:	5	Cargo:	900KG
Maneuver:	+1	SDP:	60
SP:	10	Type:	car
Mass:	1500kg	Cost:	34,000EB

A large, comfortable sedan with lots of room. These vehicles are growing in popularity and were ranked by Road and Driver as the best vehicle in its class in terms of both safety and performance for the last 2 years in a row.

SPECIAL EQUIPMENT: crash control system, full audio entertainment suite, GPS, security system, phone, digital dash, cyberlink,



BRENNAN STRC

Top Speed:	140 mph	Acc/Decc:	20/40
Crew:	1	Range:	320mi
Passengers:	5	Cargo:	900KG
Maneuver:	+1	SDP:	50
SP:	15	Type:	car
Mass:	1550kg	Cost:	31,000EB

Brennan Sedans are the bread and butter of the company, reliable, sturdy and comfortable, without being flashy or overpriced. The STRC is the flagship of their fleet.

SPECIAL EQUIPMENT: crash control system, full audio entertainment suite, GPS, security system, optional cyberlink



TOYOACHEV ZCAT

Top Speed:	140 mph	Acc/Decc:	25/45
Crew:	1	Range:	300mi
Passengers:	4	Cargo:	600KG
Maneuver:	+1	SDP:	60
SP:	10	Type:	car
Mass:	1600kg	Cost:	34,700EB

Aggressive, roomy, and fast, this is a popular vehicle among professional security drivers.

SPECIAL EQUIPMENT: crash control system, audio entertainment suite, security system, GPS, cyberlink



FORD MYSTERE

Top Speed:	140mph	Acc/Decc:	23/40
Crew:	1	Range:	300mi
Passengers:	3	Cargo:	500KG
Maneuver:	0	SDP:	50
SP:	10	Type:	car
Mass:	1585kg	Cost:	33,500EB

A heavy and comfortable sedan. Fords most popular new model. You can't swing a dead cat in the Corporate Zone without hitting one of these.

SPECIAL EQUIPMENT: crash control system, audio entertainment suite, security system, GPS, optional cyberlink



N.A.A.W. STARCAR

Top Speed:	140mph	Acc/Decc:	20/40
Crew:	1	Range:	320mi
Passengers:	3	Cargo:	800KG
Maneuver:	0	SDP:	60
SP:	10	Type:	car
Mass:	1800kg	Cost:	33,150EB

This car has Italian design inspired lines that make it look much faster than it is, and a huge trunk space., and is roomy enough for the whole crew.

SPECIAL EQUIPMENT: crash control system, audio entertainment suite, security system, GPS, optional cyberlink



SCION AURORA

Top Speed:	140mph	Acc/Decc:	25/45
Crew:	1	Range:	mi
Passengers:	3	Cargo:	KG
Maneuver:	+1	SDP:	60
SP:	10	Type:	car
Mass:	1500kg	Cost:	35,750EB

This car is so well manufactured, the seams for the doors, trunk, hood, and other separations are almost imperceptible. A such it makes quite an impression, and showcases Scions craftsmanship.

SPECIAL EQUIPMENT: crash control system, audio entertainment suite, security system, GPS, cyberlink



GMI BRUISER

Top Speed:	140 mph	Acc/Decc:	20/30
Crew:	1	Range:	325mi
Passengers:	4	Cargo:	1200KG
Maneuver:	+1	SDP:	60
SP:	25	Type:	car
Mass:	2100kg	Cost:	36,700EB

You want protection, safety, this is the vehicle for you. In addition to an armored shell, the Bruiser is also wrapped in a high tensile roll bar, so side impacts do minimal damage to the vehicle, and fatalities even from roll overs are almost unheard of. The vehicle is so well protected, that many cab companies are beginning to swear by them.

SPECIAL EQUIPMENT: crash control system, full audio entertainment suite, cyberlink



N.A.A.W. RETECK

Top Speed:	140mph	Acc/Decc:	25/40
Crew:	1	Range:	320mi
Passengers:	3	Cargo:	500KG
Maneuver:	-1	SDP:	45
SP:	10	Type:	car
Mass:	1680kg	Cost:	33,000EB

The reteck is a slick and sleek 2 wagon available in 2 or 4 door.

SPECIAL EQUIPMENT: crash control system, full audio/visual entertainment suite, security system, GPS, optional cyberlink,



CADILLAC PROVOKER

Top Speed:	140mph	Acc/Decc:	25/45
Crew:	1	Range:	320mi
Passengers:	3	Cargo:	500KG
Maneuver:	+1	SDP:	45
SP:	10	Type:	car
Mass:	1600kg	Cost:	42,000EB

Cadillac makes a big push with this affordable, yet aggressive, sedan.

SPECIAL EQUIPMENT: crash control system, full audio/visual entertainment suite, security system, GPS, optional cyberlink,




MITSUBISHI CARCHARIUS

Top Speed:	140 mph	Acc/Decc:	25/40
Crew:	1	Range:	320mi
Passengers:	4	Cargo:	700KG
Maneuver:	+1	SDP:	50
SP:	10	Type:	car
Mass:	2300kg	Cost:	31,000EB

Designed and named after the Great White shark, this sports wagon is a predator on the road. High speed, fast acceleration, excellent handling, and sleek lines make this vehicle an increasingly respected choice among driving enthusiasts.

SPECIAL EQUIPMENT: crash control system, full audio entertainment suite, security system, digital dash, cyberlink,



FORD TAURUS

Top Speed:	160 mph	Acc/Decc:	25/50
Crew:	1	Range:	350mi
Passengers:	4	Cargo:	700KG
Maneuver:	+2	SDP:	45
SP:	20	Type:	car
Mass:	1700kg	Cost:	41,000EB

The newest and most attractive Taurus ever built, we could go on praising this vehicle but we will let it speak for itself.

SPECIAL EQUIPMENT: seat massagers, crash control system, full audio/visual entertainment suite, security system, GPS, phone, digital dash, cyberlink,



BMW SEDALIA

Top Speed:	160 mph	Acc/Decc:	25/35
Crew:	1	Range:	350mi
Passengers:	3	Cargo:	500KG
Maneuver:	+1	SDP:	45
SP:	10	Type:	car
Mass:	1500kg	Cost:	47,000EB

A very popular 4-door with impressive styling and excellent performance and mileage.

SPECIAL EQUIPMENT: crash control system, full audio entertainment suite, GPS, security system,



GMI REYNOLDS-TURBO

Top Speed:	160 mph	Acc/Decc:	25/40
Crew:	1	Range:	320mi
Passengers:	4	Cargo:	300KG
Maneuver:	-1	SDP:	45
SP:	10	Type:	car
Mass:	2100kg	Cost:	39,000EB

Much like the Ford Yesteryear, the Reynolds is riding the wave of nostalgia, this 8-cylinder behemoth features a turbo charged engine, high performance exhaust, and leather upholstery.

There is also enough chrome trim to fill a dorpers nightmares. This car is a beast, and it is coveted by drag racers, and muscle car enthusiast all over the world.

SPECIAL EQUIPMENT: crash control system, full audio entertainment suite, security system, phone,




TOYO CHEV PEACEMAKER

Top Speed:	160 mph	Acc/Decc:	25/45
Crew:	1	Range:	300mi
Passengers:	4	Cargo:	300KG
Maneuver:	+1	SDP:	50
SP:	25	Type:	car
Mass:	2100kg	Cost:	45,000EB

The Toyochev Peacemaker was originally developed specifically as a Police Interceptor, and has served well in that regard with police forces around the country, especially in rural areas, however the car has become very popular outside of police circles due to its muscle and standard armor plating.

SPECIAL EQUIPMENT: crash control system, opt. cyberlink




JAGUAR SIN

Top Speed:	180mph	Acc/Decc:	30/50
Crew:	1	Range:	300mi
Passengers:	4	Cargo:	400KG
Maneuver:	+1	SDP:	50
SP:	10	Type:	car
Mass:	1700kg	Cost:	51,000EB

Jaguar's 4-door sedan is the defining mark that proves you if you are successfully and tasteful enough, you don't have to sacrifice anything to all that you want out of a vehicle.

SPECIAL EQUIPMENT: seat massagers, crash control system, full audio/visual entertainment suite, security system, GPS, phone, digital dash, cyberlink,




BENSON EXECUTOR

Top Speed:	200mph	Acc/Decc:	30/50
Crew:	1	Range:	300mi
Passengers:	3	Cargo:	400KG
Maneuver:	+1	SDP:	50
SP:	10	Type:	car
Mass:	1800kg	Cost:	58,000EB

Benson goes all out with this Italian inspired performance four-door. It destroys the road behind it as easily as its owners destroy the boardroom

SPECIAL EQUIPMENT: seat massagers, crash control system, full audio/visual entertainment suite, security system, GPS, phone, digital dash, cyberlink,

SPORT AND PERFORMANCE CARS

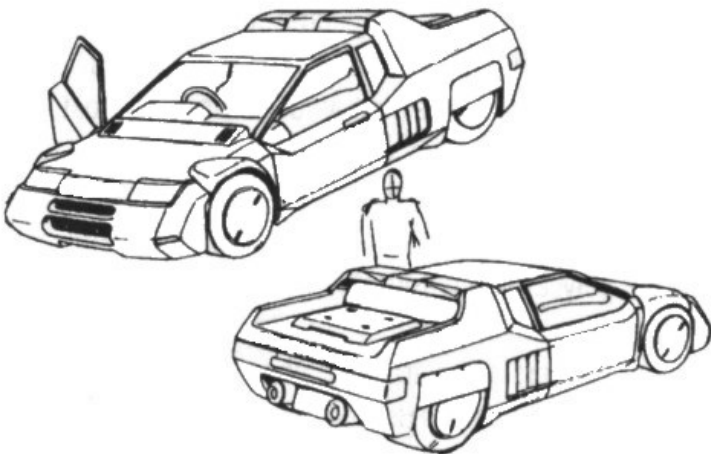


IMPERIAL METROPOLITAN ZEST

Top Speed:	100 mph	Acc/Decc:	15/40
Crew:	1	Range:	340mi
Passengers:	1	Cargo:	400KG
Maneuver:	0	SDP:	50
SP:	15	Type:	car
Mass:	1700kg	Cost:	16,000EB

A low tier sports car.

SPECIAL EQUIPMENT: crash control system, audio entertainment suite,



NAAW NIAGRA

Top Speed:	100 mph	Acc/Decc:	20/45
Crew:	1	Range:	250mi
Passengers:	1	Cargo:	900KG
Maneuver:	-1	SDP:	80
SP:	30	Type:	car
Mass:	2600kg	Cost:	20,500EB

A heavily armored sports car, designed for life in the various combat zones of the country. Popular among corporate security forces, some police agencies, and of course civilians.

SPECIAL EQUIPMENT: crash control system, audio entertainment suite,



NISSAN GLIMMER

Top Speed:	100 mph	Acc/Decc:	25/40
Crew:	1	Range:	320mi
Passengers:	1	Cargo:	500KG
Maneuver:	0	SDP:	40
SP:	5	Type:	car
Mass:	1500kg	Cost:	18,500EB

A two seat sports car that only comes in shiny chrome plated gold, silver, or blue. Very popular among goldenkids whose penchant for things that sparkle is a trademark.

SPECIAL EQUIPMENT: crash control system, audio entertainment suite, security system,



NAAW BLACKMOON

Top Speed:	100 mph	Acc/Decc:	18/45
Crew:	1	Range:	280mi
Passengers:	3	Cargo:	500KG
Maneuver:	-1	SDP:	50
SP:	10	Type:	car
Mass:	1600kg	Cost:	19,000EB

The Blackmoon tries to be a sports car, the operative word is tries. A failed attempt at a sleek design and rather unimpressive performance and handling mark this car as something that pails compared to the competition.

SPECIAL EQUIPMENT: audio entertainment suite,



TOYO CHEV JESTER

Top Speed:	100 mph	Acc/Decc:	20/45
Crew:	1	Range:	325mi
Passengers:	1	Cargo:	300KG
Maneuver:	+1	SDP:	40
SP:	10	Type:	car
Mass:	1200kg	Cost:	18,500EB

A compact sports car, typical of Chevrolet design.

SPECIAL EQUIPMENT: crash control system, audio entertainment suite,



MITSUBISHI TANTO

Top Speed:	110 mph	Acc/Decc:	28/45
Crew:	1	Range:	300mi
Passengers:	1	Cargo:	300KG
Maneuver:	+1	SDP:	40
SP:	10	Type:	car
Mass:	1000kg	Cost:	20,000EB

A compact sports car, just the thing for making your mark. Speedy, fresh looks and turn on a dime handling make it a popular choice.

SPECIAL EQUIPMENT: crash control system, full audio entertainment suite, security system, cyberlink,



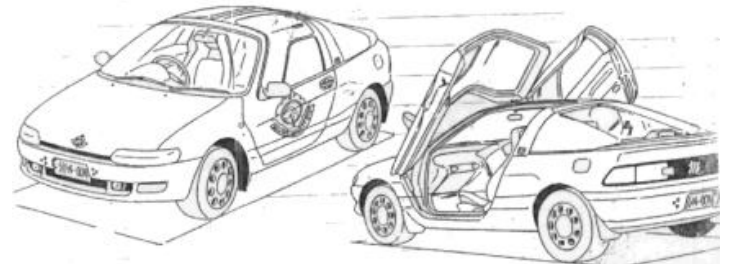
BRENNAN SPIRAL

Top Speed:	110 mph	Acc/Decc:	20/40
Crew:	1	Range:	300mi
Passengers:	1	Cargo:	300KG
Maneuver:	0	SDP:	40
SP:	10	Type:	car
Mass:	1100kg	Cost:	15,700EB

A two seater performance compact. This car is just plain fun.

Very affordable, and perfect for your teen who wants to impress his friends without killing your bank account. Of course with its stylish design you may find yourself driving it more than they do.

SPECIAL EQUIPMENT: crash control system, audio entertainment suite

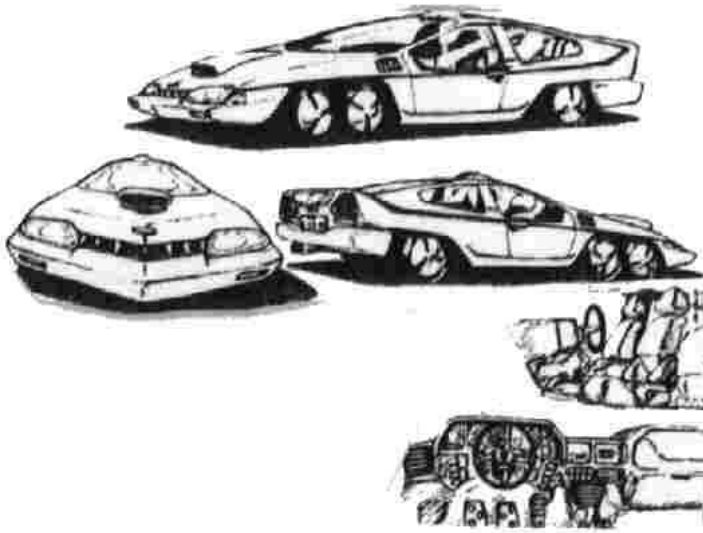


NISSAN TETSUBO

Top Speed:	120 mph	Acc/Decc:	23/45
Crew:	1	Range:	350mi
Passengers:	1	Cargo:	400KG
Maneuver:	+1	SDP:	40
SP:	10	Type:	car
Mass:	1100kg	Cost:	27,000EB

A speedy little sports car, favorable as a pursuit and escort car with corporate security, as well as being very popular with civilians.

SPECIAL EQUIPMENT: crash control system, audio entertainment suite



GMI VAD

Top Speed:	120 mph	Acc/Decc:	25/45
Crew:	1	Range:	310mi
Passengers:	3	Cargo:	800KG
Maneuver:	+1	SDP:	45
SP:	20	Type:	car
Mass:	1200kg	Cost:	29,500EB

GMI's finest sports car, this beast harkens back to the days of the muscle car and brings them roaring to the present. If you are the type that feels a powerful car is what your image needs then look no further than the Vad.

SPECIAL EQUIPMENT: crash control system, audio entertainment suite, cyberlink, security system,



PONTIAC QUASAR

Top Speed:	120 mph	Acc/Decc:	25/40
Crew:	1	Range:	340mi
Passengers:	1	Cargo:	300KG
Maneuver:	+1	SDP:	40
SP:	10	Type:	car
Mass:	1800kg	Cost:	22,000EB

Very reminiscent of the old Pontiac Fiero, the Quasar boasts an improved safety record and performance.

SPECIAL EQUIPMENT: crash control system, audio entertainment suite, security system,




BRENNAN VAMPHYRE

Top Speed:	120 mph	Acc/Decc:	25/45
Crew:	1	Range:	280mi
Passengers:	1	Cargo:	600KG
Maneuver:	+1	SDP:	40
SP:	15	Type:	car
Mass:	2400kg	Cost:	53,000EB

This is truly an odd sports car, designed by Marie Epuie, the famous formula one driver. While it definitely catches the eye with its non conventional form, it is not selling as well as anticipated, and will probably be discontinued next year. Heads up collectors, only 200 of these cars have been built, insure your investment now while you still can.

SPECIAL EQUIPMENT: digital dashboard, crash control system, full audio entertainment suite, security system, GPS, phone,




IMPERIAL METROPOLITAN DIGITAL

Top Speed:	120 mph	Acc/Decc:	20/40
Crew:	1	Range:	300mi
Passengers:	1	Cargo:	200KG
Maneuver:	+1	SDP:	45
SP:	15	Type:	car
Mass:	2100kg	Cost:	21,000EB

A high performance vehicle, with the kind of appearance that lets everyone know you are to be respected and viewed with awe.

SPECIAL EQUIPMENT: crash control system, audio entertainment suite, cyberlink, security system,



CITROEN ACTIVE

Top Speed:	120 mph	Acc/Decc:	20/50
Crew:	1	Range:	310mi
Passengers:	3	Cargo:	400KG
Maneuver:	+1	SDP:	40
SP:	10	Type:	car
Mass:	1800kg	Cost:	20,000EB

A fast well handling performance vehicle. Sleek and daring, the Active is Citroen's most exciting car ever, a bold escape from Citroen's usual designs which usually have as much aesthetic appeal as a gum eraser.

SPECIAL EQUIPMENT: crash control system, full audio entertainment suite,



BRENNAN STARBUCK

Top Speed:	120 mph	Acc/Decc:	20/45
Crew:	1	Range:	300mi
Passengers:	1	Cargo:	500KG
Maneuver:	+1	SDP:	40
SP:	15	Type:	car
Mass:	1900kg	Cost:	22,000EB

An affordable sports car with popular styling. The Starbuck sells quite well to teenagers who can afford it, and more mature consumers who still appreciate clean lines and powerful acceleration.

SPECIAL EQUIPMENT: crash control system, audio entertainment suite, security system,



PONTIAC RAGEOUS

Top Speed:	120 mph	Acc/Decc:	20/40
Crew:	1	Range:	300mi
Passengers:	3	Cargo:	500KG
Maneuver:	+1	SDP:	50
SP:	10	Type:	car
Mass:	2100kg	Cost:	24,500EB

A 4-door sports car, with an intimidating appearance.

SPECIAL EQUIPMENT: crash control system, audio entertainment suite, security system,



CADENCE ALIEN

Top Speed:	120 mph	Acc/Decc:	25/40
Crew:	1	Range:	380mi
Passengers:	3	Cargo:	200KG
Maneuver:	-1	SDP:	80
SP:	30	Type:	car
Mass:	2300kg	Cost:	26,000EB

Cadence is again breaking from the mold with the Alien. The Alien not only looks incredible, it not only boasts impressive power, but it also gets absolutely incredible mileage.

SPECIAL EQUIPMENT: seat massagers, crash control system, full audio/visual entertainment suite, security system, GPS, phone,




CITROEN SK-7

Top Speed:	120 mph	Acc/Decc:	20/50
Crew:	1	Range:	310mi
Passengers:	1	Cargo:	300KG
Maneuver:	+1	SDP:	45
SP:	10	Type:	car
Mass:	1700kg	Cost:	19,500EB

A small and maneuverable sports car perfect for getting around on busy streets.

SPECIAL EQUIPMENT: crash control system, audio entertainment suite,



VOLKSRAD ORCHID

Top Speed:	120 mph	Acc/Decc:	18/30
Crew:	1	Range:	340mi
Passengers:	1	Cargo:	600KG
Maneuver:	+1	SDP:	40
SP:	10	Type:	car
Mass:	1375kg	Cost:	19,000EB

A light sport/touring car with excellent handling and modest pickup.

SPECIAL EQUIPMENT: audio entertainment suite,





BMW PROFILE

Top Speed:	120 mph	Acc/Decc:	20/35
Crew:	1	Range:	360mi
Passengers:	3	Cargo:	400KG
Maneuver:	+2	SDP:	45
SP:	20	Type:	car
Mass:	2300kg	Cost:	28,000EB

An attractive sports car from BMW with good handling and performance records, as well as possessing the BMW style that sets it apart from the competition.

SPECIAL EQUIPMENT: crash control system, full audio entertainment suite, security system, cyberlink, phone, GPS,




NISSAN DEFIANCE

Top Speed:	120 mph	Acc/Decc:	20/45
Crew:	1	Range:	300mi
Passengers:	1	Cargo:	300KG
Maneuver:	+1	SDP:	40
SP:	5	Type:	car
Mass:	1850kg	Cost:	19,500EB

Eurostyling and hard performance make this Nissan sports car a favorite among driving enthusiasts. The complete glass roof is also a plus for those romantic nights when you can actually see the stars.

SPECIAL EQUIPMENT: crash control system, audio entertainment suite, cyberlink, security system,



NAAW CORRADO

Top Speed:	120 mph	Acc/Decc:	25/45
Crew:	1	Range:	320mi
Passengers:	3	Cargo:	600KG
Maneuver:	+1	SDP:	45
SP:	10	Type:	car
Mass:	2150kg	Cost:	27,500EB

The Corrado is a nice mid-range sports car, but there is nothing really remarkable about it.

SPECIAL EQUIPMENT: crash control system, audio entertainment suite,



GAZLADA RAVE

Top Speed:	120 mph	Acc/Decc:	25/45
Crew:	1	Range:	350mi
Passengers:	3	Cargo:	500KG
Maneuver:	+1	SDP:	45
SP:	10	Type:	car
Mass:	2000kg	Cost:	23,000EB

A well performing sports car, although a rather uninspired design.

SPECIAL EQUIPMENT: crash control system, audio entertainment suite,



NISSAN MAGE

Top Speed:	120 mph	Acc/Decc:	20/40
Crew:	1	Range:	350mi
Passengers:	1	Cargo:	300KG
Maneuver:	-1	SDP:	50
SP:	10	Type:	car
Mass:	1650kg	Cost:	16,000EB

A classic example of an uninspired automobile. Every cliché in the book went into this compact sports car, and the end result is a car with not enough of anything, and too much of everything else. Nissan is taking a loss on this vehicle, and will most likely discontinue it from next years production. Still it is inexpensive, so they have been bought, and there are always those who love the look of an exposed engine.

SPECIAL EQUIPMENT: crash control system, full audio entertainment suite,



MITSUBISHI PARADA

Top Speed:	120 mph	Acc/Decc:	20/45
Crew:	1	Range:	300mi
Passengers:	3+2	Cargo:	800KG
Maneuver:	1	SDP:	80
SP:	10	Type:	car
Mass:	2800kg	Cost:	32,000EB

This odd looking sportscar from Mitsubishi re-introduces the rumble seat to for the modern world. It also features a removable hardtop for pleasure driving.

SPECIAL EQUIPMENT: crash control system, full audio entertainment suite, security system, GPS,




NAAW EMPOR

Top Speed:	120 mph	Acc/Decc:	25/45
Crew:	1	Range:	320mi
Passengers:	1	Cargo:	450KG
Maneuver:	+1	SDP:	50
SP:	10	Type:	car
Mass:	2200kg	Cost:	26,000EB

A small, but quick sport compact with retracting hard-top convertible roof.

SPECIAL EQUIPMENT: crash control system, full audio entertainment suite,



HONDA SHREW

Top Speed:	120 mph	Acc/Decc:	28/35
Crew:	1	Range:	340mi
Passengers:	1	Cargo:	300KG
Maneuver:	+2	SDP:	70
SP:	10	Type:	car
Mass:	1900kg	Cost:	24,000EB

This little car eats up the road just like the angry little creature its named after.

SPECIAL EQUIPMENT: cyberlink, security system, Crash Control, full audio entertainment suite,




WOLKSRAD RSC

Top Speed:	120 mph	Acc/Decc:	25/35
Crew:	1	Range:	335mi
Passengers:	3	Cargo:	300KG
Maneuver:	+2	SDP:	70
SP:	10	Type:	car
Mass:	2800kg	Cost:	124,000EB

A little bit slower, but a much roomier, less expensive, and more comfortable version of the RSQ. The same abilities and performance applies, as do the legal restrictions.

SPECIAL EQUIPMENT: cyberlink, security system, GPS, seat massagers, leather upholstery, digital display surface, Crash Control, full audio entertainment suite,



GMI ROD-13

Top Speed:	135 mph	Acc/Decc:	28/35
Crew:	1	Range:	305mi
Passengers:	1	Cargo:	300KG
Maneuver:	-1	SDP:	50
SP:	10	Type:	car
Mass:	2100kg	Cost:	41,000EB

Riding the wave of nostalgia even further back, the Rod-13 is GMI's way of making available the look and feel of the 50's era drag strip with all the modern sensibilities and features.

SPECIAL EQUIPMENT: security system, Crash Control, full audio entertainment suite,



FORD MERCILESS

Top Speed:	140 mph	Acc/Decc:	28/35
Crew:	1	Range:	305mi
Passengers:	3	Cargo:	300KG
Maneuver:	-1	SDP:	70
SP:	10	Type:	car
Mass:	2500kg	Cost:	34,000EB

A very intimidating muscle car from Ford, riding high on the current buying trends.

SPECIAL EQUIPMENT: security system, Crash Control, full audio entertainment suite,




FORD MUSTANG

Top Speed:	140 mph	Acc/Decc:	25/40
Crew:	1	Range:	290mi
Passengers:	3	Cargo:	500KG
Maneuver:	+1	SDP:	45
SP:	20	Type:	car
Mass:	2400kg	Cost:	32,500EB

After canceling the line numerous times, the Mustang is back, a powerhouse of style, this car upholds all the standards of its ancestors.

SPECIAL EQUIPMENT: crash control system, full audio entertainment suite, security system, GPS, phone, cyberlink



BMW Z10

Top Speed:	140 mph	Acc/Decc:	28/40
Crew:	1	Range:	310mi
Passengers:	3	Cargo:	500KG
Maneuver:	+2	SDP:	50
SP:	10	Type:	car
Mass:	2100kg	Cost:	40,000EB

Another highly impressive, and affordable sports car from BMW, it mixes modern styling and aggressive details for an entirely unique appearance that is half muscle car, half performance vehicle, all driving excitement.

SPECIAL EQUIPMENT: crash control system, full audio entertainment suite, security system, phone, GPS,



PORSCHE OLDSTER

Top Speed:	140 mph	Acc/Decc:	28/40
Crew:	1	Range:	300mi
Passengers:	1	Cargo:	200KG
Maneuver:	+2	SDP:	45
SP:	10	Type:	car
Mass:	2100kg	Cost:	42,000EB

Yet another version of the classic 911 body styling, this one appealing more to the weekend getaway lovers than the urban speedsters, still its performance remains top notch, and it's appeal is universal.

SPECIAL EQUIPMENT: crash control system, full audio entertainment suite, security system, cyberlink, phone, GPS,



MITSUBISHI TECHNOPHILE

Top Speed:	140 mph	Acc/Decc:	22/40
Crew:	1	Range:	310mi
Passengers:	1	Cargo:	50KG
Maneuver:	+4	SDP:	50
SP:	10	Type:	car
Mass:	1900kg	Cost:	46,000EB

And you thought the Khan was weird looking? This car is almost small enough to be a citycar, but don't let that fool you.

The Technophile sports enough power to make most cars whimper, and it is just about the most maneuverable car to be found anywhere. Zip through the city streets, dodge in and out of traffic on the highway, this car makes it feel like a dream. Its innovative wheel spread makes this car almost impossible to flip.

SPECIAL EQUIPMENT: crash control system, full audio entertainment suite, security system, phone, GPS, seat massagers, digital dash



MAZDA RX-20

Top Speed:	140 mph	Acc/Decc:	20/45
Crew:	1	Range:	320mi
Passengers:	3	Cargo:	400KG
Maneuver:	+1	SDP:	45
SP:	10	Type:	car
Mass:	1900kg	Cost:	29,000EB

A slick sports car with enough get up and go to satisfy any weekend warrior.

SPECIAL EQUIPMENT: crash control system, audio entertainment suite, security system, cyberlink

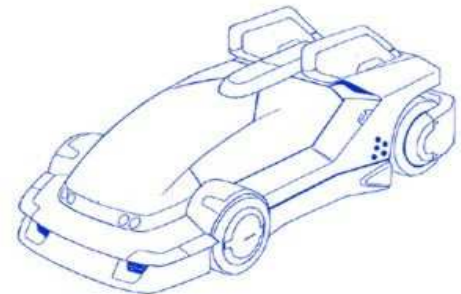


MITSUBISHI LAGUNA

Top Speed:	140 mph	Acc/Decc:	28/38
Crew:	1	Range:	400mi
Passengers:	1	Cargo:	500KG
Maneuver:	+2	SDP:	50
SP:	10	Type:	car
Mass:	2100kg	Cost:	42,000EB

Like a viper waiting to strike the Laguna's performance is an intimidating animal.

SPECIAL EQUIPMENT: crash control system, full audio entertainment suite, security system, cyberlink, phone, GPS,



GAZLADA SCARPI

Top Speed:	140 mph	Acc/Decc:	20/45
Crew:	1	Range:	340mi
Passengers:	1	Cargo:	200KG
Maneuver:	+1	SDP:	45
SP:	10	Type:	car
Mass:	1700kg	Cost:	28,000EB

A fast, highly maneuverable performance vehicle, this car is a common sight zipping along the Autobahn.

SPECIAL EQUIPMENT: crash control system, audio entertainment suite, GPS,



MAZDA MAMBA

Top Speed:	140 mph	Acc/Decc:	28/45
Crew:	1	Range:	340mi
Passengers:	1	Cargo:	200KG
Maneuver:	+1	SDP:	50
SP:	10	Type:	car
Mass:	2150kg	Cost:	31,000EB

The Mamba is Mazda's backup to the Venus, and just as popular. A driving experience that must be felt to be believed.

SPECIAL EQUIPMENT: crash control system, full audio entertainment suite, security system, cyberlink



JAGUAR XK

Top Speed:	140 mph	Acc/Decc:	30/40
Crew:	1	Range:	350mi
Passengers:	1	Cargo:	400KG
Maneuver:	+2	SDP:	45
SP:	10	Type:	car
Mass:	2000kg	Cost:	32,000EB

Jaguar's latest in its signature line of vehicles, with design harking back to the classic days when motoring in a Jaguar really meant something.

SPECIAL EQUIPMENT: crash control system, full audio entertainment suite, security system, cyberlink, phone, GPS




GAZLADA ORCHID

Top Speed:	140 mph	Acc/Decc:	20/40
Crew:	1	Range:	320mi
Passengers:	3	Cargo:	600KG
Maneuver:	-2	SDP:	45
SP:	10	Type:	car
Mass:	2600kg	Cost:	31,500EB

A sleek and fast sports car, although it has a poor safety record.

SPECIAL EQUIPMENT: audio entertainment suite,



CADENCE INCAS

Top Speed:	140 mph	Acc/Decc:	20/45
Crew:	1	Range:	335mi
Passengers:	3	Cargo:	500KG
Maneuver:	+1	SDP:	50
SP:	15	Type:	car
Mass:	1900kg	Cost:	36,000EB

The Incas is a sports car for the urban dweller. Lightly armored, excellent mileage, and enough power to get you where you wanna go fast, or get you out of where you are even faster.

SPECIAL EQUIPMENT: crash control system, full audio entertainment suite, security system, GPS, phone,



IMPERIAL METROPOLITAN UTAH

Top Speed:	140 mph	Acc/Decc:	25/40
Crew:	1	Range:	300mi
Passengers:	1	Cargo:	500KG
Maneuver:	+1	SDP:	60
SP:	20	Type:	car
Mass:	2400kg	Cost:	34,000EB

Sleek, powerful, and dangerous looking. This car is the very definition of night life in the city. This car is long, it has to be to hold the powerful V-8, and because it sits so low to the ground you will feel the speed to its fullest.

SPECIAL EQUIPMENT: crash control system, audio entertainment suite, cyberlink, security system, phone, GPS,



TOYOICHEV CAMARO 2020

Top Speed:	140 mph	Acc/Decc:	28/45
Crew:	1	Range:	310mi
Passengers:	3	Cargo:	400KG
Maneuver:	+1	SDP:	40
SP:	15	Type:	car
Mass:	2200kg	Cost:	29,000EB

The latest incarnation of the classic sports car.

SPECIAL EQUIPMENT: crash control system, audio entertainment suite,



BMW DVRR-5000

Top Speed:	140 mph	Acc/Decc:	20/60
Crew:	1	Range:	300mi
Passengers:	1	Cargo:	200KG
Maneuver:	+1	SDP:	40
SP:	10	Type:	car
Mass:	2400kg	Cost:	35,460EB

The DVRR-5000 is a less expensive sports vehicle than the Nazca, but its power is still most impressive.

SPECIAL EQUIPMENT: crash control system, audio entertainment suite, security system, GPS, phone,



PONTIAC VENOM

Top Speed:	140 mph	Acc/Decc:	28/45
Crew:	1	Range:	340mi
Passengers:	3	Cargo:	800KG
Maneuver:	+1	SDP:	45
SP:	10	Type:	car
Mass:	2300kg	Cost:	30,000EB

Another sports car from Pontiac, the Venom has an attractive form and speed that has to be felt to be believed. A favorite among street racers.

SPECIAL EQUIPMENT: crash control system, audio entertainment suite, cyberlink, security system,



PONTIAC PURA

Top Speed:	140 mph	Acc/Decc:	25/45
Crew:	1	Range:	300mi
Passengers:	1	Cargo:	200KG
Maneuver:	+1	SDP:	45
SP:	10	Type:	car
Mass:	1800kg	Cost:	28,000EB

Want the look of a European performance car without the price, go with the Pontiac Pura, while it can't really keep up at all with those machine, it does give the appearance that it can.... kinda.

SPECIAL EQUIPMENT: crash control system, audio entertainment suite, security system,



FORD SURGE

Top Speed:	150 mph	Acc/Decc:	25/50
Crew:	1	Range:	280mi
Passengers:	1	Cargo:	600KG
Maneuver:	+1	SDP:	45
SP:	20	Type:	car
Mass:	2500kg	Cost:	36,000EB

The Surge is Fords newest sports car, and so far sales have been good enough to insure that it stays in production.

OPTIONS: crash control system, full audio entertainment suite, security system, GPS, phone, cyberlink,



MAZDA BIZZARRINI

Top Speed:	150 mph	Acc/Decc:	25/40
Crew:	1	Range:	300mi
Passengers:	1	Cargo:	150KG
Maneuver:	+2	SDP:	60
SP:	20	Type:	car
Mass:	2250kg	Cost:	38,000EB

Light weight and aggressive, the Bizzarrini is the option for people who can't afford a Ferrari, but want to desperately.

SPECIAL EQUIPMENT: crash control system, full audio entertainment suite, GPS,



GAZ-LADA BUCHAREST

Top Speed:	150 mph	Acc/Decc:	28/45
Crew:	1	Range:	250mi
Passengers:	3	Cargo:	100KG
Maneuver:	0	SDP:	50
SP:	20	Type:	car
Mass:	2400kg	Cost:	35,500EB

An uncharacteristically large and intimidating muscle car from a company known more for economy.

SPECIAL EQUIPMENT: crash control system, full audio entertainment suite,




NAAW ASPHALT

Top Speed:	150 mph	Acc/Decc:	25/40
Crew:	1	Range:	350mi
Passengers:	1	Cargo:	100KG
Maneuver:	+2	SDP:	50
SP:	10	Type:	car
Mass:	2375kg	Cost:	37,000EB

A rather different design with wide spread front tires, and narrow set large rear racing tires make the maneuverability of this machine unbelievable. For riding with a friend simply remove the panel covering the passenger side.

SPECIAL EQUIPMENT: crash control system, audio entertainment suite, cybernetic interface,



TOYO-CHEV MG78

Top Speed:	150 mph	Acc/Decc:	30/35
Crew:	1	Range:	265mi
Passengers:	1	Cargo:	300KG
Maneuver:	+2	SDP:	50
SP:	10	Type:	car
Mass:	2600kg	Cost:	43,000EB

This wild convertible is every bit as vicious on the road as it appears. It is a sports car, designed to lure women and intimidate men, and makes no apologies for it.

SPECIAL EQUIPMENT: cyberlink, security system, GPS, full audio entertainment suite,



MAZDA VENUS

Top Speed:	150 mph	Acc/Decc:	25/45
Crew:	1	Range:	350mi
Passengers:	1	Cargo:	500KG
Maneuver:	+1	SDP:	45
SP:	10	Type:	car
Mass:	2250kg	Cost:	41,000EB

An extremely well performing vehicle, and a complete step in a new direction for Mazda. The Venus represents the end of the Mazda stereotype and the beginning of a new era in Mazda's reputation.

SPECIAL EQUIPMENT: crash control system, full audio entertainment suite, security system, cyberlink



CADENCE SCHOLAR

Top Speed:	150 mph	Acc/Decc:	15/40
Crew:	1	Range:	120mi
Passengers:	1	Cargo:	300KG
Maneuver:	-1	SDP:	50
SP:	10	Type:	car
Mass:	2700kg	Cost:	48,000EB

A return to the classic style of car design is one of Cadence's trademark concepts, the Scholar continues this line.

Incorporating the Leopards v-12 performance and independent suspension, the Leopard is the high reigning lord of the urban jungle.

SPECIAL EQUIPMENT: seat massagers, crash control system, full audio entertainment suite, security system, GPS, phone,



BRENNAN SOLITUDE

Top Speed:	150 mph	Acc/Decc:	28/50
Crew:	1	Range:	340mi
Passengers:	0	Cargo:	800KG
Maneuver:	-2	SDP:	30
SP:	10	Type:	car
Mass:	2600kg	Cost:	50,000EB

A split seat performance car, perfect for those who just want to be alone and conquer the road. This car is fact, with an extreme acceleration. It is however a dangerous car, and not recommended for anyone but driving masters.

SPECIAL EQUIPMENT: audio entertainment suite,



NISSAN WEEKENDER

Top Speed:	150 mph	Acc/Decc:	20/35
Crew:	1	Range:	350mi
Passengers:	1	Cargo:	300KG
Maneuver:	+2	SDP:	40
SP:	10	Type:	car
Mass:	1900kg	Cost:	42,000EB

Fun, fun, fun, that's the word for this car. While it's top speed may not win it any records it will make you feel like an Andretti as you take the corners at breakneck speeds cruising down the road with the top down and your hair flying in the wind.

SPECIAL EQUIPMENT: crash control system, full audio entertainment suite, security system,



CADENCE 4000SPR

Top Speed:	150 mph	Acc/Decc:	28/40
Crew:	1	Range:	290mi
Passengers:	1	Cargo:	250KG
Maneuver:	+1	SDP:	40
SP:	10	Type:	car
Mass:	2700kg	Cost:	53,000EB

Cadence continues to set itself apart with this conventionally designed, yet supremely elegant and graceful sports car.

SPECIAL EQUIPMENT: crash control system, full audio entertainment suite, security system, cybernetic interface, seat massagers, digital control surface, phone, GPS,




MERCEDES-BENZ AVIAT

Top Speed:	150 mph	Acc/Decc:	25/40
Crew:	1	Range:	275mi
Passengers:	3	Cargo:	500KG
Maneuver:	+1	SDP:	40
SP:	10	Type:	car
Mass:	21,000kg	Cost:	42,000EB

An odd design for a performance machine, but don't let that fool you, this car can still perform with the big dogs.

SPECIAL EQUIPMENT: digital dashboard, seat massagers, crash control system, full audio entertainment suite, security system, GPS, phone, cyberlink



TOYOICHEV MERCENARY

Top Speed:	150 mph	Acc/Decc:	25/45
Crew:	1	Range:	320mi
Passengers:	1	Cargo:	450KG
Maneuver:	+1	SDP:	50
SP:	25	Type:	car
Mass:	2200kg	Cost:	43,000EB

The Toyochev Mercenary is very impressive indeed, once again the Chevrolet division proves to us that the muscle car still exists, and is meaner than ever.

SPECIAL EQUIPMENT: crash control system, full audio entertainment suite,



GMI VALLEY

Top Speed:	150 mph	Acc/Decc:	25/45
Crew:	1	Range:	310mi
Passengers:	1	Cargo:	0KG
Maneuver:	+2	SDP:	50
SP:	10	Type:	car
Mass:	2600kg	Cost:	48,000EB

GMI unleashes the Valley, an excellent sports vehicle with superb handling.

SPECIAL EQUIPMENT: crash control system, full audio entertainment suite,



MAZDA UNTAMED

Top Speed:	150 mph	Acc/Decc:	28/45
Crew:	1	Range:	330mi
Passengers:	1	Cargo:	0KG
Maneuver:	+1	SDP:	50
SP:	15	Type:	car
Mass:	2600kg	Cost:	45,000EB

An odd looking performance car, the Untamed from Mazda is sure to get stares. Its V-12 rear engine and wide open convertible passenger compartment make this the perfect vehicle for cruising the autobahn or the beach.

SPECIAL EQUIPMENT: crash control system, full audio entertainment suite,



TOYOICHEV VETTERAN

Top Speed:	160 mph	Acc/Decc:	28/45
Crew:	1	Range:	mi
Passengers:	1	Cargo:	0KG
Maneuver:	0	SDP:	50
SP:	10	Type:	car
Mass:	2400kg	Cost:	51,000EB

In celebration of 70 years of the Corvette, Toyochev released the Vetteren, a throwback to the glory days of corvette design. This retrostyled re-imagining of the 60's body style with a modern touch has been an incredibly popular model.

SPECIAL EQUIPMENT: crash control system, full audio entertainment suite, optional cyberlink, security system,



VOLKSRAD/AUDI RSQ

Top Speed:	160 mph	Acc/Decc:	30/40
Crew:	1	Range:	800mi
Passengers:	3	Cargo:	400KG
Maneuver:	+2 (+5)	SDP:	50
SP:	25	Type:	car
Mass:	2500kg	Cost:	140,000EB

Volkswagen doesn't put the Audi logo on much these days, having designated it strictly for Nextgen product research, so when you do see it on a new vehicle, it means something special is happening. The RSQ is no different. It is quite possibly the most advanced car on the road, and basically re-imagines the automobile from scratch. Beginning with, and most impressively, the drive system itself. An electric/CHOOH₂ hybrid that gets 40 miles to the gallon of a 20 gallon tank, with a performance comparable to any European supercar. In addition, and further away from convention, the car does not run on wheels, instead it utilizes spheres driven by powerful electromagnetic generators, similar in concept to a mag-lev train, and originally conceived by a German researcher named Hanneford. These mag driven spheres use the same system for an extremely intuitive braking system. Most impressively, they also allow the vehicle to travel at full speed in any direction, including sideways. For safety reasons this feature has a computer lock on it, which effectively keeps the car's driving performance in state with conventional driving due to the extreme maneuvers possible. To have the system locks disengaged, you must pass the course with an Audi licensed instructor (driving skill of 6 required to pass), who will then code your DNA signature into the reader located on the steering wheel.

SPECIAL EQUIPMENT: crash control system, full audio entertainment suite, mag-lev driving system, security system, digital dash, cyberlink, phone, GPS,



MITSUBISHI ROADBUSTER

Top Speed:	160 mph	Acc/Decc:	30/45(55)
Crew:	1	Range:	300mi
Passengers:	3	Cargo:	200KG
Maneuver:	+3	SDP:	60
SP:	25	Type:	car
Mass:	2700kg	Cost:	94,000EB

Mitsubishi was looking for a new concept, driving had once again become fashionable, and all the tricks that used to seem fabulous had now become standard. The market, while at the height of fashion appeal, had become somewhat stale. Then they came upon an idea. For many years auto-companies had employed race car mechanics and car customizes to help them design the next wave. They were going to take it to the other side of the fence. They sought out the best getaway driver in the business, a man known only as Bean. Whose legend in the underground world had spread far and wide in hushed whispers. After an exhaustive search they managed to contact him, and after being given a hefty stipend (and rumors of immunity in Tokyo) they enlisted his help to design what he would consider a perfect vehicle. He began with a custom suspension, which was needed to handle the massive cornering performance, as well as the weight of the heavy armor plating built into the chassis capable of withstanding even light assault weapons. Then he implemented a complex 4 wheel drive system. The system is so advanced, that in a stopped position, the wheels can rotate out to 90 degrees, allowing the entire care to move sideways. Next came the engine, an 8 cylinder ram air, turbo charged monster, that not only handles the weight of the vehicle, but allows it to accelerate to 60 in six seconds. The body of the car was the only dispute, he wanted to use a body design nearly identical to the body of the Toyochev Verge, due its roomy interior, and near invisibility on the streets fuel its popularity. Mitsubishi built one in this style for test purposes, but adamantly refused when they realized that it would only serve to boosts the competitions sales to skyrocket proportions. They wanted a sporty, muscle car design, and chose to go with that. Bean stayed long enough to implement the rest of his design ideas, including door hatches (only useable when the windows are up), a self sealing environment system, and a leather interior. Then he took his payment, and the sedan prototype, and went on his way. The Mitsubishi marketing was outrageous, and controversial, showing the vehicle outrunning police and escaping, including making heavy use of the fact that the car was designed by an internationally wanted felon. The vehicle was nearly banned in the US, Europe, and Japan, until it was pointed out that anyone who could actually afford the vehicle was unlikely to do anything illegal with it. Its price tag is indeed hefty, but sales have been steady, and the car instantly became every gearheads dream machine.

SPECIAL EQUIPMENT: crash control system, full audio entertainment suite, leather interior, door hatches, digital control surface (optional), self sealing environment, optional 30 minute air supply, security system, cyberlink (optional),



HYUNDAI ELISE

Top Speed:	160 mph	Acc/Decc:	25/40
Crew:	1	Range:	340mi
Passengers:	3	Cargo:	400KG
Maneuver:	+1	SDP:	60
SP:	20	Type:	car
Mass:	1800kg	Cost:	37,000EB

The Hyundai Elise is the finest sports car the company has ever built, and performs surprisingly well. Excellent cornering, speed like a hyper-velocity bullet, and looks so good you won't know whether to drive it or stare at it. The Elise is a car meant to be enjoyed.

SPECIAL EQUIPMENT: crash control system, full audio entertainment suite, cyberlink, security system, GPS, phone,



BMW CONCORSO

Top Speed:	160 mph	Acc/Decc:	28/45
Crew:	1	Range:	320mi
Passengers:	3	Cargo:	400KG
Maneuver:	+1	SDP:	50
SP:	10	Type:	car
Mass:	2200kg	Cost:	48,000EB

Elegant and aggressive, like a cautious beast, or an angry woman, the Concorso is one of BMW's best selling automobiles, and one of the most exciting new designs in years.

SPECIAL EQUIPMENT: crash control system, full audio entertainment suite, security system, optional cyberlink



IMPERIAL METROPOLITAN CHALLENGE

Top Speed:	160 mph	Acc/Decc:	30/45
Crew:	1	Range:	280mi
Passengers:	1	Cargo:	200KG
Maneuver:	+3	SDP:	50
SP:	10	Type:	car
Mass:	2000kg	Cost:	62,000EB

This is by far IMP's most sought after vehicle, and it fills the dreams of anyone with even a passing interest in automotive performance. Its wedge shape gives it almost perfect aerodynamics, and its low center of gravity gives it superb handling.

SPECIAL EQUIPMENT: crash control system, full audio entertainment suite, security system, optional cyberlink



FORD CGR-7

Top Speed:	160 mph	Acc/Decc:	25/40
Crew:	1	Range:	300mi
Passengers:	3	Cargo:	500KG
Maneuver:	+2	SDP:	50
SP:	10	Type:	car
Mass:	1900kg	Cost:	41,000EB

The Cougars bigger, angrier, brother. It's excellent handling sets it apart from the crowd.

SPECIAL EQUIPMENT: crash control system, full audio entertainment suite,



BMW SPYDER

Top Speed:	160 mph	Acc/Decc:	28/50
Crew:	1	Range:	300mi
Passengers:	1	Cargo:	400KG
Maneuver:	+2	SDP:	50
SP:	10	Type:	car
Mass:	2200kg	Cost:	50,000EB

BMW Continues to shock the world with their latest machine, a curvy beast ready to dominate the road.

SPECIAL EQUIPMENT: crash control system, full audio entertainment suite,



FERRARI BERTRANO

Top Speed:	160 mph	Acc/Decc:	32/45
Crew:	1	Range:	300mi
Passengers:	1	Cargo:	300KG
Maneuver:	+1	SDP:	50
SP:	10	Type:	car
Mass:	2600kg	Cost:	53,000EB

Ferrari's stealth car isn't their fastest, or their most maneuverable car, but it cannot be tagged by any conventional police radar.

SPECIAL EQUIPMENT: crash control system, full audio entertainment suite,



TOYOICHEV EARL RETROVETTE

Top Speed:	160 mph	Acc/Decc:	25/45
Crew:	1	Range:	250mi
Passengers:	1	Cargo:	100KG
Maneuver:	+1	SDP:	50
SP:	10	Type:	car
Mass:	1900kg	Cost:	49,000EB

The Earl is the second offering from Toyochev in celebration of 70 years of the Vette being the premiere American sportscar.

This modern take on the original 50's style Vette is a throwback to a more elegant age of automotive performance.

SPECIAL EQUIPMENT: crash control system, full audio entertainment suite, GPS, Security System



GMI GT49

Top Speed:	160 mph	Acc/Decc:	25/40
Crew:	1	Range:	350mi
Passengers:	4	Cargo:	600KG
Maneuver:	+1	SDP:	50
SP:	20	Type:	car
Mass:	2600kg	Cost:	47,000EB

Retro style is the latest trend, and this is no more evident than in the all steel body with those classic lines, and the big block modern engine pushing the GT49 apart from the crowd.

SPECIAL EQUIPMENT: crash control system, full audio entertainment suite, security system



SCION ELECTROCUTIONER

Top Speed:	160 mph	Acc/Decc:	28/45
Crew:	1	Range:	300mi
Passengers:	3	Cargo:	400KG
Maneuver:	+1	SDP:	50
SP:	10	Type:	car
Mass:	2300kg	Cost:	44,000EB

Scion tries spice spice their Line-up a bit with this intimidating vehicle. The tesla coils in the grill don't serve any practical purpose, but man they look cool.

SPECIAL EQUIPMENT: crash control system, full audio entertainment suite,



BENSON EXIRA

Top Speed:	160 mph	Acc/Decc:	32/45
Crew:	1	Range:	250mi
Passengers:	3	Cargo:	300KG
Maneuver:	+1	SDP:	50
SP:	10	Type:	car
Mass:	1350kg	Cost:	53,000EB

The Benson Exira is a formidable animal on the road, but has been engineered with the comfort of a luxury car. The driver is cradled in his seat like a babe in his mothers arms even as he is ripping through the tightest corners.

SPECIAL EQUIPMENT: crash control system, audio entertainment suite, security system, gps, seat warmers.



LOTUS CX3

Top Speed:	160 mph	Acc/Decc:	32/40
Crew:	1	Range:	300mi
Passengers:	1	Cargo:	500KG
Maneuver:	+2	SDP:	60
SP:	10	Type:	car
Mass:	1750kg	Cost:	52,000EB

The CX-3 is one of the highest rated performance vehicles in its class. It's wild base and weight distribution give it immense control even in through the most grueling turns.

SPECIAL EQUIPMENT: crash control system, audio entertainment suite, security system, gps,

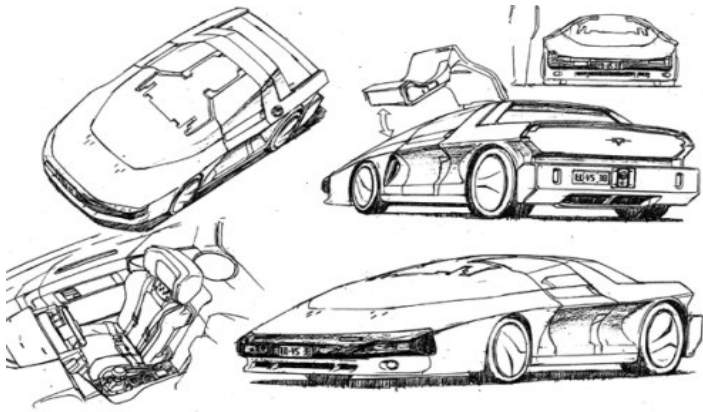


ACURA NEKO

Top Speed:	160 mph	Acc/Decc:	25/45
Crew:	1	Range:	320mi
Passengers:	1	Cargo:	600KG
Maneuver:	+1	SDP:	40
SP:	10	Type:	car
Mass:	1300kg	Cost:	41,000EB

A sporty little performance car, the Neko boasts an impressive top speed and acceleration. Priced to move as fast as it moves on the road.

SPECIAL EQUIPMENT: crash control system, audio entertainment suite, cyberlink, security system



FIAT DREAMER

Top Speed:	160 mph	Acc/Decc:	25/45
Crew:	1	Range:	320mi
Passengers:	1	Cargo:	400KG
Maneuver:	+1	SDP:	65
SP:	10	Type:	car
Mass:	1400kg	Cost:	45,000EB

One of the finest European sports cars to be found, Now available in the US and to you. When nothing is important but performance, this is what you want.

SPECIAL EQUIPMENT: crash control system, full audio entertainment suite, security system, cyberlink,



MITSUBISHI 5000 GT

Top Speed:	160 mph	Acc/Decc:	30/45
Crew:	1	Range:	300mi
Passengers:	1	Cargo:	300KG
Maneuver:	+1	SDP:	50
SP:	10	Type:	car
Mass:	1500kg	Cost:	42,000EB

Another popular sportscar from Mitsubishi, the 5000 GT is the next generation following the classic 3000.

SPECIAL EQUIPMENT: crash control system, full audio entertainment suite, security system, cyberlink, phone, GPS



BENSON INDIGO

Top Speed:	160 mph	Acc/Decc:	28/40
Crew:	1	Range:	300mi
Passengers:	1	Cargo:	200KG
Maneuver:	+1	SDP:	40
SP:	10	Type:	car
Mass:	1550kg	Cost:	55,600EB

The Indigo is Benson's favored performance car, with a top speed of 160mph and elegant retro-styling. An expensive and well performing car, usually seen in the hands of the elite who aren't afraid to show off their status.

OPTIONS: crash control system, full audio entertainment suite, security system, GPS, phone, seat massagers, digital dash w/ optional HUD, cyberlink,



TOYO CHEV MONTE CARLO 2020

Top Speed:	160 mph	Acc/Decc:	25/45
Crew:	1	Range:	30mi
Passengers:	3	Cargo:	500KG
Maneuver:	+1	SDP:	50
SP:	10	Type:	car
Mass:	1700kg	Cost:	46,000EB

A true intimidator on the road, the new Monte Carlo is a favorite choice among drivers who like speed, but still like to look respectable.

SPECIAL EQUIPMENT: crash control system, full audio entertainment suite, security system,



HONDA FIERCE

Top Speed:	160 mph	Acc/Decc:	25/45
Crew:	1	Range:	300mi
Passengers:	1	Cargo:	200KG
Maneuver:	+2	SDP:	50
SP:	10	Type:	car
Mass:	1500kg	Cost:	43,000EB

A mid-range performance vehicle, the Honda Fierce handles well, gets good acceleration, and has a top speed high enough to make anyone envious. It sports rear engine all wheel drive with a supercharged V-8. Fierce in name, fierce in nature.

SPECIAL EQUIPMENT: crash control system, full audio entertainment suite, security system, cyberlink,



GMI SERPENTHEAD

Top Speed:	160 mph	Acc/Decc:	28/35
Crew:	1	Range:	305mi
Passengers:	1	Cargo:	300KG
Maneuver:	+3	SDP:	70
SP:	10	Type:	car
Mass:	1600kg	Cost:	51,000EB

It looks like a cross between a dune buggy and a Lamborghini, and it maneuvers like nothing on earth. This sleek low centered vehicle is a demon in tight confines.

SPECIAL EQUIPMENT: cyberlink, security system, GPS, Crash Control, full audio entertainment suite,



GMI OPAL GT 2020

Top Speed:	160 mph	Acc/Decc:	28/50
Crew:	1	Range:	320mi
Passengers:	1	Cargo:	200KG
Maneuver:	+1	SDP:	50
SP:	10	Type:	car
Mass:	1600kg	Cost:	47,500EB

Opel, a nearly bankrupt subsidiary of GMI, in an effort to get its feet back under it, re-introduces the Opel GT. The original Opel GT, while almost completely unheard of, was widely respected by those in the know for its low cost and high performance. That tradition continues, and has put the subsidiary back into the fast lane.

SPECIAL EQUIPMENT: crash control system, audio entertainment suite, cyberlink, security system,



TOYO CHEV VOLTRA

Top Speed:	160 mph	Acc/Decc:	30/40
Crew:	1	Range:	280mi
Passengers:	1	Cargo:	300KG
Maneuver:	+1	SDP:	60
SP:	10	Type:	car
Mass:	1300kg	Cost:	44,000EB

The affordable sportscar with the look of a European monster. Show up in this and all eyes will definitely be on you.

SPECIAL EQUIPMENT: crash control system, security system, full audio entertainment suite, cyberlink,



VOLKSRAD NEWSPORT

Top Speed:	160 mph	Acc/Decc:	30/35
Crew:	1	Range:	325mi
Passengers:	1	Cargo:	300KG
Maneuver:	0	SDP:	70
SP:	10	Type:	car
Mass:	1700kg	Cost:	53,000EB

An odd design, but one that accurately represents the feeling of strapping yourself in to a fighter jet. The vehicle screams predator.

SPECIAL EQUIPMENT: cyberlink, security system, GPS, Crash Control, full audio entertainment suite,



CADENCE MISSILE

Top Speed:	160 mph	Acc/Decc:	32/35
Crew:	1	Range:	300mi
Passengers:	1	Cargo:	200KG
Maneuver:	-1	SDP:	40
SP:	10	Type:	car
Mass:	1800kg	Cost:	55,000EB

Just like everything Cadence makes, this vehicle oozes style and comfort. And don't be fooled, its performance is nothing short of astounding.

SPECIAL EQUIPMENT: cyberlink, security system, GPS, Crash Control, Leather upholstery, phone, digital display surface, full audio entertainment suite,



MITSUBISHI BULLSHARK

Top Speed:	160 mph	Acc/Decc:	28/35
Crew:	1	Range:	305mi
Passengers:	1	Cargo:	300KG
Maneuver:	+1	SDP:	60
SP:	10	Type:	car
Mass:	1675kg	Cost:	48,000EB

Another high performance vehicle in a package so small it would normally be considered a citycar.

SPECIAL EQUIPMENT: cyberlink, security system, GPS, Crash Control, full audio entertainment suite,




GMI SERRER

Top Speed:	160 mph	Acc/Decc:	30/50
Crew:	1	Range:	340mi
Passengers:	1	Cargo:	100KG
Maneuver:	+1	SDP:	50
SP:	10	Type:	car
Mass:	1900kg	Cost:	53,000EB

When GMI bought out Dodge and Chrysler, along with Pontiac, they acquired some true gems along the way. The Serrero, formerly of Chrysler, being one of them. A high performance automobile that languished as a concept vehicle for years, it is now finally available to you, for a hefty price of course. A price I might add, that is nowhere near that of the European road monsters its performance is comparable too.

SPECIAL EQUIPMENT: crash control system, audio entertainment suite, security system, gps,



TOYO-CHEV CORVETTE 2025

Top Speed:	160 mph	Acc/Decc:	28/35
Crew:	1	Range:	320mi
Passengers:	1	Cargo:	300KG
Maneuver:	0	SDP:	60
SP:	10	Type:	car
Mass:	1700kg	Cost:	51,000EB

Available now for pre-order, Toyo-Chev unleashes their first radical design change to their most popular sports car in nearly 12 years.

SPECIAL EQUIPMENT: cyberlink, security system, GPS, Crash Control, full audio entertainment suite,

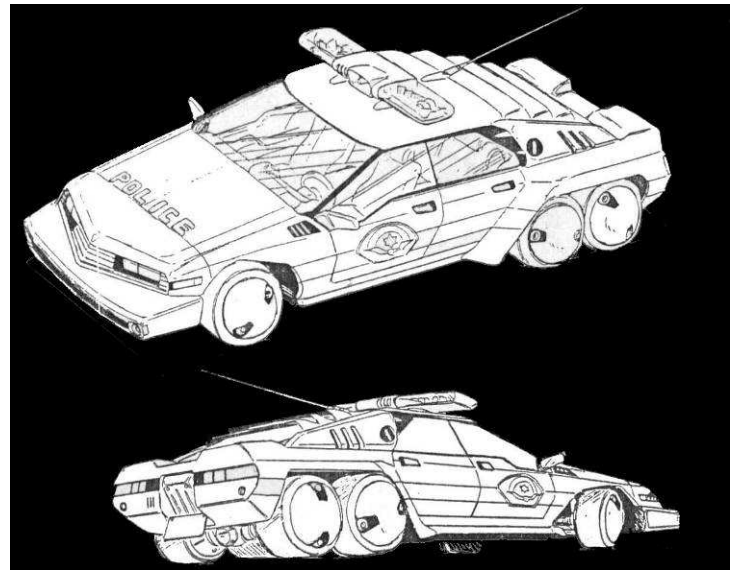


NISSAN RACERABBIT

Top Speed:	160 mph	Acc/Decc:	30/40
Crew:	1	Range:	350mi
Passengers:	1	Cargo:	300KG
Maneuver:	+1	SDP:	50
SP:	10	Type:	car
Mass:	1500kg	Cost:	46,000EB

Nissans high performance attempt at a supercar looks impressive, and outdoes most vehicles in its price range.

SPECIAL EQUIPMENT: crash control system, full audio entertainment suite,



CHEVROLET TOMCAT (from NCPD sourcebook)

Top Speed:	160 mph	Acc/Decc:	30/45
Crew:	1	Range:	250mi
Passengers:	3	Cargo:	400kg
Maneuver:	+2	SDP:	50
SP:	20	Type:	Car
Mass:	1.5	Cost:	56,000EB

NCPD recently switched to the Tomcat, it was deemed that an American company would generate more trust in the public eye, the Tomcat is also more maneuverable and faster than its competitors, with the possible exception of the Max Interceptor. Visually the Tomcat is stunning, and this puts it in good favor with the corps. It also includes all the most standard options of a police vehicle. A civilian model is available, but obviously does not come with the police equipment or identification. The Civilian model is also much higher priced than the police model, due to Toyochev offering bulk prices to the Police departments with use them.

SPECIAL EQUIPMENT: Cyberlink, GPS, retracting electrically controlled spotlights, loud speaker, SP 20 armor glass,




BMW 2020 HERMES

Top Speed:	160 mph	Acc/Decc:	40/50
Crew:	1	Range:	180mi
Passengers:	0	Cargo:	0
Maneuver:	+4	SDP:	40
SP:	18	Type:	car
Mass:	2 tons	Cost:	432,680 EB

The BMW HERMES is the most expensive car on the track, its the car used by the media corporations. It offers impressive performance and handling but that is only a small part of the cars value. In 2020 the media corporations actually run in the races as contestants not just as observers. This car has a full audio visual recording set up, with 360 degree camera view. All the driver does is drive the car, the recording equipment is controlled by personnel on the sidelines.

SPECIAL EQUIPMENT: Crash control system, damage control, radar, laser communicator, ejection seat, audio visual recorders, satellite uplink, cyberlink, environmental control,



2018 PONTIAC CONDOR

Top Speed:	170 mph	Acc/Decc:	45/50
Crew:	1	Range:	200mi
Passengers:	0	Cargo:	2 spaces
Maneuver:	+3	SDP:	60
SP:	25	Type:	car
Mass:	2 tons	Cost:	334,260 EB

The Condor is built along classic Pontiac lines, a formidable car, what it lacks in maneuvering, it makes up for in sheer acceleration. Although its an older car, the Condor still enjoys success on the fast paced circuit where a car over a year old is considered obsolete.

SPECIAL EQUIPMENT: ejection seat, crash control system, damage control, laser communicator, Radar, cyberlink.



MITSUBISHI AGATO

Top Speed:	170 mph	Acc/Decc:	32/45
Crew:	1	Range:	300mi
Passengers:	1	Cargo:	300KG
Maneuver:	+2	SDP:	50
SP:	10	Type:	car
Mass:	1800kg	Cost:	69,000EB

The Agato is a deliciously wicked little performance vehicle.

SPECIAL EQUIPMENT: crash control system, audio entertainment suite, security system, gps,



BRENNAN REBELLION

Top Speed:	180 mph	Acc/Decc:	28/45
Crew:	1	Range:	280mi
Passengers:	1	Cargo:	400KG
Maneuver:	0	SDP:	50
SP:	10	Type:	car
Mass:	1800kg	Cost:	73,000EB

An excellent combination of classic muscle and modern performance...

SPECIAL EQUIPMENT: crash control system, audio entertainment suite, security system,



TOYOICHEV BROCK-11

Top Speed:	180 mph	Acc/Decc:	30/50
Crew:	1	Range:	300mi
Passengers:	1	Cargo:	400KG
Maneuver:	+1	SDP:	50
SP:	10	Type:	car
Mass:	1700kg	Cost:	69,550EB

Designed by Simon Brock, Toyochev is determined to keep the muscle car an American mainstay.

SPECIAL EQUIPMENT: crash control system, audio entertainment suite, security system, gps,




N.A.A.W. KOBE

Top Speed:	180 mph	Acc/Decc:	25/40
Crew:	1	Range:	300mi
Passengers:	1	Cargo:	300KG
Maneuver:	0	SDP:	50
SP:	10	Type:	car
Mass:	1650kg	Cost:	67,750EB

The Kobe is an amalgamation of several popular trends in sports cars, creating a unique look, but overall the performance is nothing to right home about.

SPECIAL EQUIPMENT: crash control system, audio entertainment suite,



JAGUAR VACUITA SS AND MZX

Top Speed:	180-200mph	Acc/Decc:	30/45 - 35/50
Crew:	1	Range:	300mi
Passengers:	1	Cargo:	400KG
Maneuver:	0	SDP:	50
SP:	10	Type:	car
Mass:	1850kg	Cost:	88,000 – 109,000EB

The Vacuita is Jaguar's current flagship model. The SS version has a top speed of 180 and an acceleration of 0-60 in 6 seconds. The MZX model has a top speed of 200, and hits sixty in 4.5 seconds.

SPECIAL EQUIPMENT: crash control system, audio entertainment suite, security system, gps,



GAZ-LADA SPETZ

Top Speed:	180 mph	Acc/Decc:	32/45
Crew:	1	Range:	350mi
Passengers:	3	Cargo:	600KG
Maneuver:	0	SDP:	60
SP:	30	Type:	car
Mass:	2250kg	Cost:	91,000EB

The Spetz is the ultimate expression of Russian automotive engineering. It's near miraculous how they managed to get a vehicle that heavily armored to reach those speeds, but Gaz-Lada has done it, and made it available to the world.

SPECIAL EQUIPMENT: crash control system, audio entertainment suite, security system,



FORD GVN PURSUIT SPECIAL

Top Speed:	180 mph	Acc/Decc:	25/50
Crew:	1	Range:	mi
Passengers:	4	Cargo:	800KG
Maneuver:	+2	SDP:	60
SP:	25	Type:	car
Mass:	2300kg	Cost:	81,000EB

This vehicle was designed by Ford specifically for HI-Way patrol, however Ford stipulated that the only way for the HI-Way outposts to get the vehicles at a discounted price (which is how HI-Way can get the Max Interceptor for only 41 thousand EB) the outpost would have to sign an exclusivity contract with Ford. As such, few outposts have gone with the GVN. In effort to try and boost sales, Ford has distributed several GVN, to HI-Way outposts across the country to "test-drive".

SPECIAL EQUIPMENT: crash control, radio, cyberlink




HONDA RYKU

Top Speed:	180 mph	Acc/Decc:	28/45
Crew:	1	Range:	mi
Passengers:	1	Cargo:	KG
Maneuver:	0	SDP:	50
SP:	10	Type:	car
Mass:	1800kg	Cost:	63,000EB

The Ryku was designed from the ground up for street racing.

SPECIAL EQUIPMENT: crash control system, audio entertainment suite, security system, gps,



TOYOOCHEV LAZ

Top Speed:	180 mph	Acc/Decc:	25/45
Crew:	1	Range:	300mi
Passengers:	1	Cargo:	200KG
Maneuver:	+1	SDP:	50
SP:	15	Type:	car
Mass:	1850kg	Cost:	76,000EB

A powerful performance machine from Toyochev.

SPECIAL EQUIPMENT: crash control system, audio entertainment suite, security system, cybernetic interface,




CADDILLAC CHRYSALIS

Top Speed:	180 mph	Acc/Decc:	28/70
Crew:	1	Range:	280mi
Passengers:	4	Cargo:	300KG
Maneuver:	+1	SDP:	45
SP:	20	Type:	car
Mass:	A800kg	Cost:	82,000EB

Cadillac's attempt at building a sports car is surprisingly attractive. Sporting a high class suspension and top end acceleration this car does more than just look good. And of course since its a "Caddy you know the interior is just as impressive as the performance. Leather upholstery and gold trim in addition to all the latest and finest options as standard. (Note: the high price tag isn't just the fluff, the speed and handling of this car put it in the same class as the classic Jaguars, Porsche's and Ferrari's.)

SPECIAL EQUIPMENT: seat massagers, crash control system, full audio/visual entertainment suite, security system, GPS, phone, wet bar




BMW NAZCA

Top Speed:	180 mph	Acc/Decc:	30/80
Crew:	1	Range:	275mi
Passengers:	1	Cargo:	300KG
Maneuver:	+2	SDP:	40
SP:	15	Type:	car
Mass:	1900kg	Cost:	85,000EB

The Nazca is BMW road warrior, and it is truly an intimidating site. Incredible top speed, superb handling and a frightening visage, the Nazca is a beast. Will you try and tame it, or will it tame you.

SPECIAL EQUIPMENT: digital dashboard, seat massagers, crash control system, full audio entertainment suite, security system, GPS, phone, cyberlink



PORSHE 1244

Top Speed:	180 mph	Acc/Decc:	30/45
Crew:	1	Range:	340mi
Passengers:	3	Cargo:	400KG
Maneuver:	+1	SDP:	45
SP:	10	Type:	car
Mass:	1600kg	Cost:	84,000EB

A beautiful machine, with the performance one would expect from the company which has been synonymous with speed and handling for almost as long as they have been around.

SPECIAL EQUIPMENT: crash control system, audio entertainment suite, cyberlink, security system,



FERRARI XEZRI

Top Speed:	180 mph	Acc/Decc:	32/50
Crew:	1	Range:	280mi
Passengers:	1	Cargo:	200KG
Maneuver:	+1	SDP:	50
SP:	10	Type:	car
Mass:	1900kg	Cost:	98,000EB

Ultra sleek, ultra sexy, the Ferrari Zezri is speed, beauty, and grace, incarnate.

SPECIAL EQUIPMENT: crash control system, full audio entertainment suite, cyberlink



MERCEDES MADMACHINE

Top Speed:	180 mph	Acc/Decc:	31/47
Crew:	1	Range:	320mi
Passengers:	1	Cargo:	200KG
Maneuver:	+1	SDP:	60
SP:	10	Type:	car
Mass:	2100kg	Cost:	95,000EB

The Madmachine is a concept car that made it to production and gives other performance cars a run for their money at a price that is a bit easier to swallow than those of its competitors

SPECIAL EQUIPMENT: crash control system, full audio entertainment suite, security system, cyberlink, phone, GPS,



PORSCHE 9804

Top Speed:	180 mph	Acc/Decc:	30/45
Crew:	1	Range:	350mi
Passengers:	1	Cargo:	300KG
Maneuver:	+2	SDP:	50
SP:	10	Type:	car
Mass:	2100kg	Cost:	85,000EB

Porsche combines all the greatest features of its classic look with the state of the art aerodynamics of today and what comes of it is the 9804. This car has handling and speed that will tear up the road.

SPECIAL EQUIPMENT: crash control system, audio entertainment suite, cyberlink, security system,





PUEGOT BALOR

Top Speed:	180 mph	Acc/Decc:	35/45
Crew:	1	Range:	mi
Passengers:	0	Cargo:	KG
Maneuver:	+1	SDP:	40
SP:	5	Type:	car
Mass:	1300kg	Cost:	91,000EB

A street legal drag racer, as intimidating as it is fast, it nearly explodes off the starting line.

SPECIAL EQUIPMENT: crash control system, audio entertainment suite, security system, gps, cyberlink




MITSUBISHI GRIFFIN SS & GTO

Top Speed:	180 (240)mph	Acc/Decc:	32/50
Crew:	1	Range:	340mi
Passengers:	1	Cargo:	100KG
Maneuver:	+2	SDP:	50 (60)
SP:	15 (20)	Type:	car
Mass:	2000kg	Cost:	88,000 (104,000) EB

The Griffin is Mitsubishi's powerhouse, and runs circles around most other cars in its class. If you are a true driver, you have to look pretty hard to find a better machine.

SPECIAL EQUIPMENT: crash control system, full audio entertainment suite, security system, cyberlink, phone, GPS,



GMI SNAPDRAGON

Top Speed:	180 mph	Acc/Decc:	25/35
Crew:	1	Range:	275mi
Passengers:	1	Cargo:	300KG
Maneuver:	+1	SDP:	40
SP:	10	Type:	car
Mass:	2150kg	Cost:	70,500EB

This beautiful car will be the envy of all your peers. Extremely popular among corporate managers and anyone who just likes to feel the g-forces pinning them to the seat without looking like a hooligan.

SPECIAL EQUIPMENT: crash control system, GPS, phone, cyberlink, security system, full audio entertainment suite,




CADENCE SPAD

Top Speed:	180 mph	Acc/Decc:	28/55
Crew:	1	Range:	300mi
Passengers:	4	Cargo:	800KG
Maneuver:	+1	SDP:	80
SP:	30	Type:	car
Mass:	2800kg	Cost:	102,000EB

Big, heavy, fast, intimidating. An autobahn performance car, the Spad is a serious competitor in the same ranks as Lambo-Ferrari and Maclaren-Jaguar. And of course it being a Cadence you know it is just as luxurious as all its other vehicles.

SPECIAL EQUIPMENT: seat massagers, crash control system, full audio entertainment suite, security system, GPS, phone,




MITSUBISHI MACH 5 A&B

Top Speed:	180 mph	Acc/Decc:	28/40
Crew:	1	Range:	300mi
Passengers:	2(1)	Cargo:	200KG
Maneuver:	0	SDP:	45
SP:	10	Type:	car
Mass:	2150kg	Cost:	75,000EB

The Mach 5 is a car no one thought would ever get built, then two years ago both versions were built for the live action television show based on the classic anime Speed Racer (Mach Go Go Go! as it was known in Japan). Since then public demand for the machine grew so high that Mitsubishi put the car on the market in two versions. The first version was the more popular updated Mach 5, which featured central steering, and two (rather cramped) passenger seats, while the "B" version is the original, and is a more standard auto. Under the hood however both cars are the same, and neither features the more exotic features of the car from the show.

SPECIAL EQUIPMENT: crash control system, full audio entertainment suite, security system, cyberlink, phone, GPS,




FORD POWERLINE

Top Speed:	180 mph	Acc/Decc:	25/40
Crew:	1	Range:	280mi
Passengers:	1	Cargo:	600KG
Maneuver:	0	SDP:	60
SP:	20	Type:	car
Mass:	2200kg	Cost:	68,000EB

Not wanting to be outdone Ford throws its own muscle cars into the mix, in this case the mean looking Powerline. The Powerline is a popular choice for racing, as well as popular among those who just love to drive fast. Relive your youth in this beast.

SPECIAL EQUIPMENT: crash control system, cyberlink,




MITSUBISHI KHAN

Top Speed:	180 mph	Acc/Decc:	25/40
Crew:	1	Range:	290mi
Passengers:	1	Cargo:	800KG
Maneuver:	+4	SDP:	40
SP:	10	Type:	car
Mass:	2000kg	Cost:	79,000EB

Mitsubishi's sports car, the Khan is noteworthy only because of its reinforced steering, making this vehicle the most maneuverable in its class. Very popular among city dwellers who don't want their car dented up due to its armored bumper and wheel protection.

SPECIAL EQUIPMENT: crash control system, full audio entertainment suite, security system,



CADENCE STALLION

Top Speed:	180 mph	Acc/Decc:	25/40
Crew:	1	Range:	250mi
Passengers:	3	Cargo:	400KG
Maneuver:	0	SDP:	60
SP:	25	Type:	car
Mass:	2250kg	Cost:	86,000EB

The Cadence Stallion is a mean mother of a car, with excellent handling, enormous power, and acceleration enough to make the burliest man whimper. A muscle car built for those who appreciate the finer things in life.

SPECIAL EQUIPMENT: crash control system, full audio entertainment suite, security system, digital dash, cyberlink, phone, GPS,



FORD INVADER

Top Speed:	180 mph	Acc/Decc:	30/40
Crew:	1	Range:	250mi
Passengers:	3	Cargo:	400KG
Maneuver:	+1	SDP:	60
SP:	10	Type:	car
Mass:	2350kg	Cost:	76,000EB

"Like some alien nightmare the Invader prowls the streets, creating havoc and panic, and is gone again before anyone can be sure of what they have seen." Or at least so Fords advertising goes, which makes heavy allusion to the car being a UFO, going as far as making its logo an aliens head. For all this, the vehicle is truly an impressive one, redefining the resurgence of classic muscle car design with modern power.

SPECIAL EQUIPMENT: crash control system, full audio entertainment suite, security system, digital dash, cyberlink,



FERARRI COLANI

Top Speed:	180 mph	Acc/Decc:	30/35
Crew:	1	Range:	305mi
Passengers:	1	Cargo:	300KG
Maneuver:	+2	SDP:	40
SP:	10	Type:	car
Mass:	2300kg	Cost:	96,500EB

The smoothest, cleanest Ferrari ever, it almost looks more art than muscle, though looks are deceiving.

SPECIAL EQUIPMENT: cyberlink, security system, full audio entertainment suite,



LAMBO-FIAT PREGUNTA

Top Speed:	180 mph	Acc/Decc:	32/35
Crew:	1	Range:	305mi
Passengers:	1	Cargo:	300KG
Maneuver:	+2	SDP:	70
SP:	10	Type:	car
Mass:	2300kg	Cost:	124,000EB

Produced in extremely limited numbers, the Pregunta is an eye-popping instant collectors item, and its performance is everything you would expect from Lambo-Fiat.

SPECIAL EQUIPMENT: cyberlink, security system, GPS, Crash Control, full audio entertainment suite,



Copyright 2005 Leonardo Lopez Molina

MAZDA AKIOM

Top Speed:	190 mph	Acc/Decc:	35/45
Crew:	1	Range:	330mi
Passengers:	1	Cargo:	0KG
Maneuver:	+1	SDP:	50
SP:	15	Type:	car
Mass:	2500kg	Cost:	102,000EB

A nightmarish supercar from Mazda, one of the few Japanese supercars on the road.

SPECIAL EQUIPMENT: crash control system, full audio entertainment suite, security system, cyberlink



LOTUS MYTHOS

Top Speed:	190 mph	Acc/Decc:	30/80
Crew:	1	Range:	275mi
Passengers:	1	Cargo:	300KG
Maneuver:	+1	SDP:	50
SP:	15	Type:	car
Mass:	21,000kg	Cost:	109,000EB

An appealing ride that has almost become the biggest success symbol in Hollywood around. This beast is as magical as the mythological gods of old, and to be able to afford it shows you are something to be revered as well.

SPECIAL EQUIPMENT: digital dashboard, seat massagers, crash control system, full audio entertainment suite, security system, GPS, phone, cyberlink



LAMBO-FIAT SADRI

Top Speed:	190 mph	Acc/Decc:	35/45
Crew:	1	Range:	300mi
Passengers:	1	Cargo:	KG
Maneuver:	-1	SDP:	60
SP:	10	Type:	car
Mass:	2700kg	Cost:	115,750EB

A fever induced nightmare from a demented madman, the Sadri is hellspawn in automotive form.

SPECIAL EQUIPMENT: crash control system, audio entertainment suite, security system, gps, Cyberlink




2017 CHEVY HARPY

Top Speed:	190 mph	Acc/Dcc	40/50
Crew:	1	Range:	200mi
Passengers:	0	Cargo:	2 spaces
Maneuver:	+3	SDP:	55
SP:	25	Type:	car
Mass:	2 tons	Cost:	318,987 EB

Chevy motors Harpy, an average car for the tracks of 2020. Despite it's unorthodox appearance, with a good track record and high end acceleration this car has won its fair share of races. Although there have been reported problems with the ejection seats. (1 in 10 chance of not working) This is the oldest car on the tracks of 2020.

SPECIAL EQUIPMENT: Crash control system, cyberlink, radar, damage control, environmental control, laser communications, ejection seats, Russian Arms quick fix.



MITSUBISHI IMPLULSE 2020

Top Speed:	190 mph	Acc/Dcc:	35/50
Crew:	1	Range:	250 mi
Passengers:	0	Cargo:	0
Maneuver:	+4	SDP:	45
SP:	15	Type:	car
Mass:	2 tons	Cost:	365,670 EB

The impulse is the most maneuverable car on the tracks today, its smaller size gives back the advantage its top speed takes away. Its lack of sufficient armor and its light weight give this car an undeserved reputation as a death trap, on the contrary this car has a better safety record than any other car on the track.

SPECIAL EQUIPMENT:

Crash control systems, damage control, ejection seat, environment control laser communicator, radar, cyberlink, self sealing tires, onboard AI (int 5)



LAMBO-FIAT SESTO

Top Speed:	190 mph	Acc/Decc:	32/45
Crew:	1	Range:	300mi
Passengers:	1	Cargo:	250KG
Maneuver:	+1	SDP:	50
SP:	10	Type:	car
Mass:	2400kg	Cost:	108,000EB

Lambo's latest street beast, the foundation of their current line.

SPECIAL EQUIPMENT: crash control system, audio entertainment suite, security system, gps,



MITSUBISHI WOLFEN 2015

Top Speed:	190 mph	Acc/Decc:	35/45
Crew:	1	Range:	360mi
Passengers:	1	Cargo:	200KG
Maneuver:	+2	SDP:	65
SP:	10	Type:	car
Mass:	2350kg	Cost:	103,000EB

Again Mitsubishi takes the field with an extremely impressive performance vehicle. Sleek an fast, extremely agile, and downright intimidating. A car for those who truly understand the joy of driving. The 2015 body styling is still wildly popular, and in a rare move, they are still manufacturing it even though the 2020 model is every bit as popular.

SPECIAL EQUIPMENT: crash control system, full audio entertainment suite, security system, cyberlink, phone, GPS,




TOYOCHEV STALKER GT & MXII

Top Speed:	190 mph	Acc/Decc:	28/45
Crew:	1	Range:	250mi
Passengers:	3	Cargo:	100KG
Maneuver:	+2	SDP:	50
SP:	20	Type:	car
Mass:	2400kg	Cost:	102,000EB

You want a muscle car that will suck the chrome right off the competition, then the Toyochev Stalker is the car for you. This car is the ultimate when it comes to the open road. Very popular, especially with motorheads and nomads. The GT has a more angular body, the MXII is smoother and curvier, however the parts can be mixed and matched, and often are to create a unique look.

SPECIAL EQUIPMENT: crash control system, full audio entertainment suite, security system




MISTUBISHI WOLFEN 2020

Top Speed:	190 mph	Acc/Decc:	35/45
Crew:	1	Range:	310mi
Passengers:	1	Cargo:	200KG
Maneuver:	+2	SDP:	60
SP:	10	Type:	car
Mass:	2400kg	Cost:	105,000EB

The new body style is just as well received as the old one, and with a top speed 20mph higher it is no wonder so many are calling this their dream car.

SPECIAL EQUIPMENT: crash control system, full audio entertainment suite, security system, cyberlink, phone, GPS,



MCLAREN BARRA

Top Speed:	190 mph	Acc/Decc:	37/55
Crew:	1	Range:	320mi
Passengers:	1	Cargo:	200KG
Maneuver:	+2	SDP:	65
SP:	20	Type:	car
Mass:	26,000kg	Cost:	104,000EB

The Barra has the highest stock acceleration you can legally drive on the streets anywhere in the world. And in the tradition of McLarens finest auto, the legendary F-1, the Barra also features the central steering that makes the perspective driving this car truly unmatched.

SPECIAL EQUIPMENT: digital dashboard, seat massagers, crash control system, full audio entertainment suite, security system, GPS, phone, cyberlink



NISSAN DANTE

Top Speed:	190 mph	Acc/Decc:	28/50
Crew:	1	Range:	320mi
Passengers:	1	Cargo:	200KG
Maneuver:	+1	SDP:	50
SP:	20	Type:	car
Mass:	2600kg	Cost:	94,500EB

A world class performance car from Nissan.

SPECIAL EQUIPMENT: crash control system, audio entertainment suite, cyberlink, security system,




BMW BULLDOG

Top Speed:	190 mph	Acc/Decc:	28/50
Crew:	1	Range:	300mi
Passengers:	3	Cargo:	200KG
Maneuver:	+2	SDP:	60
SP:	20	Type:	car
Mass:	2850kg	Cost:	118,000EB

The return of a car that should never have been discontinued. From the outside the car looks almost exactly as it did when it was retired in the 80's, on the inside and under the hood however you will find the most state of the art technology available. All this and the speed and power to launch it into orbit.

SPECIAL EQUIPMENT: crash control system, full audio entertainment suite, digital dash, seat massagers, phone, GPS,




TOYOACHEV CORVETTE 2019

Top Speed:	190 mph	Acc/Decc:	30/45
Crew:	1	Range:	350mi
Passengers:	1	Cargo:	50KG
Maneuver:	+1	SDP:	50
SP:	15	Type:	car
Mass:	2100kg	Cost:	97,000EB

The beloved Corvette has always been very well received. As always this is the sports car to own in America.

SPECIAL EQUIPMENT: crash control system, full audio entertainment suite, security system, cyberlink



MITSUBISHI DARKWIND

Top Speed:	200 mph	Acc/Decc:	30/45
Crew:	1	Range:	350mi
Passengers:	3	Cargo:	800KG
Maneuver:	+3	SDP:	50
SP:	20	Type:	car
Mass:	2300kg	Cost:	112,000EB

The Darkwind is Mitsubishi's premiere performance car, and is perfectly capable of keeping up with the finest European driving machines.

SPECIAL EQUIPMENT: crash control system, full audio entertainment suite, security system, digital dash, cyberlink, phone, GPS,



LAMBO-FIAT AZTEC

Top Speed:	200mph	Acc/Decc:	28/50
Crew:	1	Range:	350mi
Passengers:	1	Cargo:	300KG
Maneuver:	+2	SDP:	60
SP:	15	Type:	car
Mass:	2300kg	Cost:	107,000EB

A streamlined performance car, built to run, designed to impress. Because this car sits so low to the ground you find yourself almost laying down in the seat, which creates quite a different driving sensation. Available in either standard or open air versions.

SPECIAL EQUIPMENT: digital dashboard, seat massagers, crash control system, full audio entertainment suite, security system, GPS, phone, cyberlink



MITSUBISHI MOONRIDER

Top Speed:	200 mph	Acc/Decc:	30/55
Crew:	1	Range:	380mi
Passengers:	1	Cargo:	100KG
Maneuver:	+2	SDP:	65
SP:	20	Type:	car
Mass:	2800kg	Cost:	125,000EB

One can't begin to describe the design intricacies of this car. Trying to describe the performance of this vehicle is like trying to describe its appearance. Its something you have to experience for yourself.

SPECIAL EQUIPMENT: digital dashboard, seat massagers, crash control system, full audio entertainment suite, security system, GPS, phone, cyberlink, onboard computer, self sealing puncture resistant tires, satellite uplink,



VOLKSRAD V-12

Top Speed:	200 mph	Acc/Decc:	28/50
Crew:	1	Range:	335mi
Passengers:	1	Cargo:	50KG
Maneuver:	+1	SDP:	50
SP:	20	Type:	car
Mass:	2700kg	Cost:	119,5000EB

The high performance V-12 from Volksrad is making its mark. A road monster that won't be beaten and you must have it.

SPECIAL EQUIPMENT: crash control system, full audio entertainment suite, cyberlink, security system, GPS, phone,



MCLAREN SILVERFOX

Top Speed:	210mph	Acc/Decc:	33/45
Crew:	1	Range:	275mi
Passengers:	1	Cargo:	500KG
Maneuver:	+3	SDP:	60
SP:	20	Type:	car
Mass:	27,000kg	Cost:	135,000EB

This is the true shining chrome god of automobile performance. You won't believe this car is real to you see it, and when you drive it you will forget its real and think you are dreaming.

SPECIAL EQUIPMENT: digital dashboard, seat massagers, crash control system, full audio entertainment suite, security system, GPS, phone, cyberlink



LOTUS BAT

Top Speed:	210 mph	Acc/Decc:	30/45
Crew:	1	Range:	250mi
Passengers:	1	Cargo:	100KG
Maneuver:	+1	SDP:	50
SP:	10	Type:	car
Mass:	2100kg	Cost:	133,00EB

Beautiful, elegant, aggressive, the envy of anyone who understands performance.


SPECIAL EQUIPMENT: crash control system, audio entertainment suite, security system, gps,

LAMBO-FIAT ITA

Top Speed:	200 mph	Acc/Decc:	30/50
Crew:	1	Range:	275mi
Passengers:	1	Cargo:	500KG
Maneuver:	+2	SDP:	50
SP:	15	Type:	car
Mass:	2300kg	Cost:	129,000EB

The Ita is the defining performance car. Sleek, fast, intimidating, this is the dream car of many a young man, and for those who can afford it is a dream come true.

SPECIAL EQUIPMENT: digital dashboard, seat massagers, crash control system, full audio entertainment suite, security system, GPS, phone, cyberlink



FERRARI M-10

Top Speed:	210 mph	Acc/Decc:	30/55
Crew:	1	Range:	275mi
Passengers:	1	Cargo:	600KG
Maneuver:	+2	SDP:	55
SP:	15	Type:	car
Mass:	22,000kg	Cost:	125,000EB

This car was already popular, then the sleeper hit "Son Of Magnum P.I." hit the airwaves and this cars popularity hit the roof. Goldenkids use it as a status symbol, corporate executives use it as a phallic symbol, and true enthusiasts just drive the hell out of it.

SPECIAL EQUIPMENT: digital dashboard, seat massagers, crash control system, full audio entertainment suite, security system, GPS, phone, cyberlink



LAMBORGHINI DEMON

Top Speed:	210 mph	Acc/Decc:	35/55
Crew:	1	Range:	320mi
Passengers:	1	Cargo:	200KG
Maneuver:	+2	SDP:	65
SP:	20	Type:	car
Mass:	2800kg	Cost:	155,000EB

It's the latest Lamborghini, what more do you have to be told.

SPECIAL EQUIPMENT: digital dashboard, seat massagers, crash control system, full audio entertainment suite, security system, GPS, phone, cyberlink



CADDILAC MORNINGSTAR

Top Speed:	210 mph	Acc/Decc:	35/35
Crew:	1	Range:	305mi
Passengers:	1	Cargo:	300KG
Maneuver:	-2	SDP:	65
SP:	10	Type:	car
Mass:	2300kg	Cost:	145,000EB

Holy god this car is fast, Caddie burst onto the field with their first true supercar design, and everyone else is taking notice. The 12 cylinder engine and radical body style make this vehicle more of a monstrous beast than anything a sane person would drive.

SPECIAL EQUIPMENT: cyberlink, security system, GPS, Crash Control, full audio entertainment suite,




PEUGOT JETSTREAM

Top Speed:	220 mph	Acc/Decc:	35/55
Crew:	1	Range:	250mi
Passengers:	4	Cargo:	50KG
Maneuver:	+3	SDP:	40
SP:	10	Type:	car
Mass:	2350kg	Cost:	488,000EB

Peugot's latest race vehicle is th envy of the track, extremely maneuverable even at high speed.

SPECIAL EQUIPMENT: Crash control systems, damage control, environmental control, laser communicator, radar, entertainment system, ejector seats, cyberlink, self sealing tires.



2020 LAMBORGHINI WOLF

Top Speed:	220 mph (260 w/ turbo)	Acc/Dcc	48/60
Crew:	1	Range:	215 mi
Passengers:	2	Cargo:	2 space
Maneuver:	+3	SDP:	70
SP:	35	Type:	car
Mass:	2.6 tons	Cost:	3,398,640 EB

Until the release of the Vengeance (below) this car dominated the track. With the highest top speed available and unbelievable handling this car was thought to have been the last word in racing. And while the Vengeance surpassed it, it is still a monster that refuses to be denied. In a startling upset Andrew Bennet won the world championship driving a WOLF at Monte Carlo last season.

SPECIAL EQUIPMENT: Crash control systems, damage control, environmental control, laser communicator, radar, entertainment system, ejector seats, cyberlink, self sealing tires.




ROLLS-ROYCE TRAMONTA

Top Speed:	220 mph	Acc/Decc:	38/50
Crew:	1	Range:	200mi
Passengers:	1	Cargo:	100KG
Maneuver:	-1	SDP:	50
SP:	10	Type:	car
Mass:	2900kg	Cost:	340,000EB

This is the perfect example of the latest in formula one racing design.

SPECIAL EQUIPMENT: Crash control systems, damage control, environmental control, laser communicator, radar, cyberlink, self sealing tires.



LAMBO-FIAT AUTOBAHN-ENFORCER
(from NCPD sourcebook)

Top Speed:	220 mph	Acc/Decc:	35/45
Crew:	1	Range:	200mi
Passengers:	3	Cargo:	200kg
Maneuver:	+1	SDP:	45
SP:	20	Type:	Car
Mass:	1.8	Cost:	162,000EB

Designed specifically as a high speed interceptor for the autobahn in Europe, NCPD recently obtained 3 of these supercars. The Tomcat is one hell of a vehicle, it is fast, tough and maneuverable, but sometimes you just need more, especially with the influx of Japanese Bozuka and nomad speed machines. That's where this beauty comes in. With a top speed of 220 mph and a reinforced body wrapping bumper/ram plate, very little can escape. Unfortunately with a price tag of over 160,000eb, the department most often uses these vehicles for publicity events. Only one ever actually sees active patrol duty. A civilian model is available, but obviously does not come with the police equipment or identification.

SPECIAL EQUIPMENT: cyberlink, security system, GPS, Crash Control, full audio entertainment suite,



MACLAREN 3521

Top Speed:	220 mph	Acc/Decc:	40/60
Crew:	1	Range:	mi
Passengers:	0	Cargo:	KG
Maneuver:	+4	SDP:	40
SP:	5	Type:	car
Mass:	kg	Cost:	695,000EB

The oversized rounded tires of the 3521 sit almost higher than the car, and its center of gravity is actually lower than the wheels axles... this translates into unparalleled handling, and a car that is nearly impossible to roll. This vehicle is winning races left and right, and dominates the more difficult tracks.

SPECIAL EQUIPMENT: Crash control system, damage control, environmental control, self sealing tires, radar, laser communicator, rear deployed parachute. cyberlink




2020 BELL QUICKSILVER

Top Speed:	220 mph	Acc/Decc	40/65
Crew:	1	Range:	200 mi
Passengers:	0	Cargo:	1 space
Maneuver:	+5	SDP:	45
SP:	20	Type:	car
Mass:	2 tons	Cost:	772,260 EB

With its classic formula one styling and clean lines, this car tears down the track and tears up the competition. One drawback to this otherwise exceptional car is its lack of an ejector seat, which was omitted from production to save weight and space. Instead it uses an old fashion rear deployed parachute. Only the most daring drivers will race in this vehicle.

SPECIAL EQUIPMENT: Crash control system, damage control, environmental control, self sealing tires, radar, laser communicator, rear deployed parachute, cyberlink

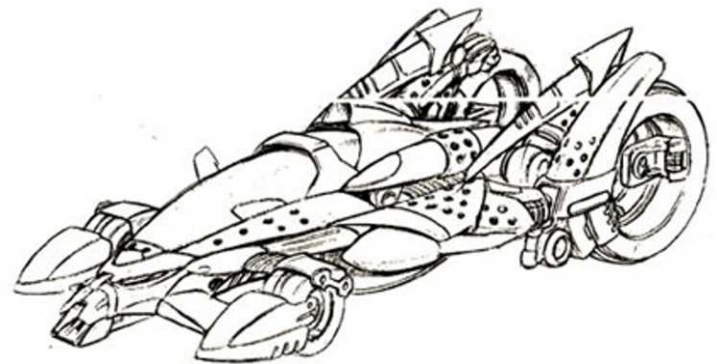


2020 MITSUBISHI VENGEANCE

Top Speed:	220 mph (270 w/ turbo)	Acc/Dcc	48/60
Crew:	1	Range:	200 mi
Passengers:	1	Cargo:	2 space
Maneuver:	+6	SDP:	60
SP:	30	Type:	car
Mass:	2.2 tons	Cost:	4,810,870 EB

Built to compete with the Wolf, the Vengeance surpassed all racing boundaries. Even without the custom MCDONALD DOUGLAS rocket boosters this car is a force too be reckoned with, once the boosters are engaged its unstoppable. The Vengeance is heralded as the single greatest car ever built. Years and years of research and every technological advancement available went into the making of this superb vehicle. It has set the standards from this day on.

SPECIAL EQUIPMENT: Crash control systems, damage control, ejection seats, rocket boosters, laser communicator, radar, self sealing tires, environment control, entertainment system, auto doc, AI (int 3)



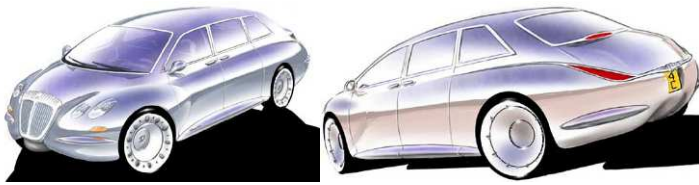
BUGATTI MANTIS

Top Speed:	240 mph	Acc/Decc:	60/70
Crew:	1	Range:	mi
Passengers:	1	Cargo:	KG
Maneuver:	-3	SDP:	60
SP:	10	Type:	car
Mass:	kg	Cost:	3,480,000EB

The fastest accelerating car in the world. It takes 4.8 seconds for it to reach 100 miles per hour.

SPECIAL EQUIPMENT: Crash control system, damage control, environmental control, self sealing tires, radar, laser communicator, rear deployed parachute. Cyberlink

LUXURY CARS



BMW DAIMLER

Top Speed:	80 mph	Acc/Decc:	15/40
Crew:	1	Range:	340mi
Passengers:	4	Cargo:	800KG
Maneuver:	+1	SDP:	40
SP:	15	Type:	car
Mass:	15000kg	Cost:	59,000EB

What do you get when you cross a luxury sedan and the family grocery getter, you get the BMW Daimler. A BMW for the whole family, yet still with enough power and sufficient handling to let you know its a BMW.

SPECIAL EQUIPMENT: digital dashboard, seat massagers, crash control system, full audio entertainment suite, security system, GPS, phone, cybernetic linkage



BRENNAN DIANA

Top Speed:	90 mph	Acc/Decc:	15/40
Crew:	1	Range:	300mi
Passengers:	3	Cargo:	500KG
Maneuver:	-1	SDP:	40
SP:	10	Type:	car
Mass:	2300kg	Cost:	96,000EB

Not all luxury vehicles are designed by, or for, men. The Brennan Diana was designed specifically for the woman who has the power to achieve whatever she wants, and feels like showing it off a bit.

SPECIAL EQUIPMENT: you want it, you got it



MISTUBISHI MAGELLAN

Top Speed:	80 mph	Acc/Decc:	10/40
Crew:	1	Range:	310mi
Passengers:	4	Cargo:	400KG
Maneuver:	-1	SDP:	45
SP:	20	Type:	car
Mass:	2100kg	Cost:	72,000EB

Explore the roads of the world in style with the Mitsubishi Magellan. Its armored plexiglass windows and roof let you see everything around you, while the comfort and luxury of the car itself will make you feel as if you are driving your living room down the street. It is slightly off-road capable, meaning even those dirt roads filled with potholes will pose no problem.

Want to feel the wind in your face, the rear windows are removable and separate into 3 pieces that store easily in the trunk. Just remember, no matter where you are going the only way to get there is in style and comfort.

SPECIAL EQUIPMENT: you want it, you got it



HYUNDAI FRANCISCAN

Top Speed:	90 mph	Acc/Decc:	18/40
Crew:	1	Range:	350mi
Passengers:	4	Cargo:	400KG
Maneuver:	+1	SDP:	40
SP:	10	Type:	car
Mass:	1760kg	Cost:	47,000EB

A rather well designed and well received luxury sedan. The commercial success and popularity among corporate professionals may just yet save the flailing Hyundai from financial ruin. This car has all the luxuries of higher priced vehicles in its class, And even comes with its own luggage.

SPECIAL EQUIPMENT: crash control system, full audio/visual entertainment suite, cybernetic linkage, security system, GPS, phone, seat massagers,



CADENCE SUPERION

Top Speed:	100 mph	Acc/Decc:	15/40
Crew:	1	Range:	340mi
Passengers:	4	Cargo:	800KG
Maneuver:	-1	SDP:	80
SP:	30	Type:	car
Mass:	2100kg	Cost:	56,000EB

A fine luxury sedan, the Superior is Cadence's most popular vehicle, selling well to the corporate movers and shakers. The Superior features bullet resistant panels and glass, and all the finest comforts you can imagine. This car is stylish, and perfect for making sure everyone knows your status.

SPECIAL EQUIPMENT: crash control system, full audio/visual entertainment suite, security system, GPS, phone, seat massagers,



CADDILAC INITIATIVE

Top Speed:	100 mph	Acc/Decc:	15/40
Crew:	1	Range:	300mi
Passengers:	4	Cargo:	800KG
Maneuver:	+1	SDP:	45
SP:	20	Type:	car
Mass:	2200kg	Cost:	50,000EB

The Initiative is the classic Cadillac luxury sedan. This the latest in a long tradition of cars proves yet again that the Cadillac is the best where the term "sedan" is concerned.

SPECIAL EQUIPMENT: seat massagers, crash control system, full audio/visual entertainment suite, security system, GPS, phone,



FORD MC4

Top Speed:	100 mph	Acc/Decc:	15/30
Crew:	1	Range:	330mi
Passengers:	4	Cargo:	800KG
Maneuver:	+1	SDP:	45
SP:	20	Type:	car
Mass:	1900kg	Cost:	49,000EB

The MC4 is a luxury sedan with a high resale value and a good performance record.

SPECIAL EQUIPMENT: seat massagers, crash control system, full audio/visual entertainment suite, security system, GPS, phone, cybernetic linkage




MERCEDES LUXOR

Top Speed:	100 mph	Acc/Decc:	15/40
Crew:	1	Range:	310mi
Passengers:	4	Cargo:	800KG
Maneuver:	+1	SDP:	45
SP:	20	Type:	car
Mass:	2100kg	Cost:	76,000EB

A standard luxury sedan, especially popular in Europe. Nothing about this car is truly unique, still its design is rather eye-catching and sometimes that's all that counts.

SPECIAL EQUIPMENT: digital dashboard, seat massagers, crash control system, full audio entertainment suite, security system, GPS, phone, on board computer, nav system,



ROLLS ROYCE WARBUCK

Top Speed:	100 mph	Acc/Decc:	15/40
Crew:	1	Range:	250mi
Passengers:	4	Cargo:	800KG
Maneuver:	+1	SDP:	65
SP:	30	Type:	car
Mass:	2200kg	Cost:	122,000EB

Classic limo styling make this a popular choice among the elite. Available in standard or stretch, with any option you want. It is well armored in any version, including windows armored to SP: 20.

SPECIAL EQUIPMENT: you want it, you got it




ROLLS ROYCE SHEIK

Top Speed:	100 mph	Acc/Decc:	18/40
Crew:	1	Range:	325mi
Passengers:	7	Cargo:	1000KG
Maneuver:	+1	SDP:	60
SP:	30	Type:	car
Mass:	2100kg	Cost:	102,000EB

Rolls Royce has always been synonymous with luxury limo's. and their latest entry in no way lets down. Instantly recognizable as a Rolls Royce due to its elegant appearance. The epitome of good taste in cars.

SPECIAL EQUIPMENT: you want it, you got it



CADDILAC WYSTRIA

Top Speed:	100 mph	Acc/Decc:	15/40
Crew:	1	Range:	340mi
Passengers:	4	Cargo:	800KG
Maneuver:	-1	SDP:	80
SP:	30	Type:	car
Mass:	2300kg	Cost:	126,000EB

Cadillac got a little eccentric and very ornate with this one. However it is very popular for those who look fondly back at the glamor of the old days. This odd looking limousine is most often seen at high profile events such as movie openings, and award ceremonies. The biggest drawback this vehicle suffers from is its lack of protection for the driver. Still it perfect for those who love to flaunt their money.

SPECIAL EQUIPMENT: you want it, you got it.

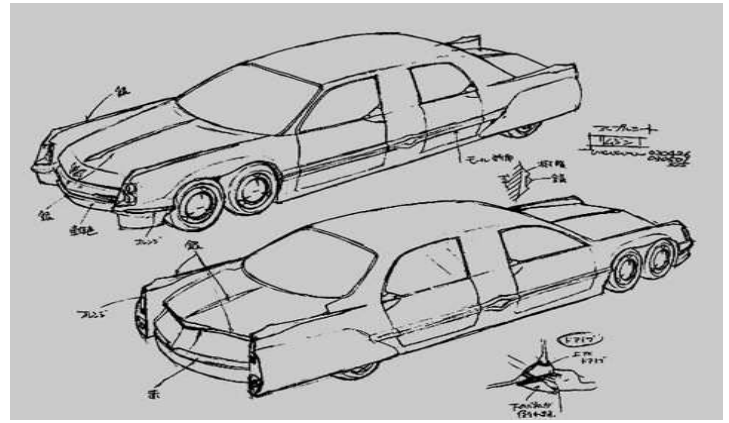


ROLLS-ROYCE SILVER SWAN-2020

Top Speed:	100 mph	Acc/Decc:	15/40
Crew:	1	Range:	310mi
Passengers:	4	Cargo:	500KG
Maneuver:	-1	SDP:	85
SP:	15	Type:	car
Mass:	2100kg	Cost:	156,000EB

It simply does not get any more elegant than this. This is what all limousines aspire to be, and what everyone who wants a limo wants it to look like.

SPECIAL EQUIPMENT: you name it, you got it



MERCEDES-BENZ DIPLOMAT

Top Speed:	100 mph	Acc/Decc:	15/40
Crew:	1	Range:	340mi
Passengers:	4	Cargo:	800KG
Maneuver:	+1	SDP:	40
SP:	25	Type:	car
Mass:	2300kg	Cost:	99,000EB

A popular choice among government agencies and foreign embassies, especially due to its standard SP:30 rated armoring and efficient but luxurious interior. The four front wheels help make it agile enough to evade pursuit, and the armor keeps you safe when that doesn't work. The vehicle is a common site in Europe, and a growing one in America.

SPECIAL EQUIPMENT: you want it, you got it.



FORD VEGASI

Top Speed:	100 mph	Acc/Decc:	18/40
Crew:	1	Range:	325mi
Passengers:	3	Cargo:	1000KG
Maneuver:	+1	SDP:	60
SP:	30	Type:	car
Mass:	1100kg	Cost:	62,000EB

Ford is making waves with this gorgeous luxury sedan. The entire vehicle glows with an iridescent purple when traveling at night, making it almost impossible to miss. We guarantee in this vehicle, you WILL be noticed.

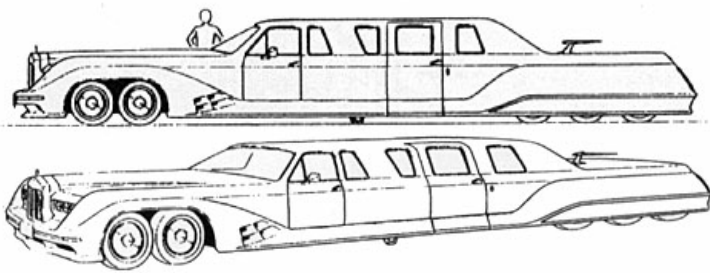
SPECIAL EQUIPMENT: you want it, you got it

MITSUBISHI KIWAMI

Top Speed:	100 mph	Acc/Decc:	15/40
Crew:	1	Range:	300mi
Passengers:	1	Cargo:	200KG
Maneuver:	+1	SDP:	40
SP:	10	Type:	car
Mass:	1500kg	Cost:	55,000EB

Occasionally, even executives need to carpool, or go out and get groceries, or just take the kids on a Sunday drive. Well you no longer have to be embarrassed to be stuck in a minivan or station wagon, and you don't have to settle with driving an SUV the size of a small tank on the city streets. The Kiwami solves these needs, in style and comfort. The elegance and design of this vehicle make it ideal for impressing clients, or the competition.

SPECIAL EQUIPMENT: seat massagers, crash control system, full audio entertainment suite, security system, GPS, phone,



CADILLAC CATALONIA

Top Speed:	mph	Acc/Decc:	10/30
Crew:	1	Range:	300mi
Passengers:	8	Cargo:	1000KG
Maneuver:	-3	SDP:	60
SP:	20	Type:	car
Mass:	2900kg	Cost:	125,000EB

This is the longest Limo on the market today, it's huge, and heavy, driven by ten wheels and a V-8.

SPECIAL EQUIPMENT: if you can afford it, you got it.



CADENCE LUXUBUS

Top Speed:	100 mph	Acc/Decc:	15/30
Crew:	1	Range:	330mi
Passengers:	4	Cargo:	800KG
Maneuver:	-2	SDP:	95
SP:	20	Type:	car
Mass:	2800kg	Cost:	119,000EB

Entertaining a bevy of ladies, have a large family, or just want to make the most of the business day and host that board of directors meeting on the road, this is the choice you must make. No other limo is as comfortable or as roomy as the Luxubus, and its outward appearance is just as awe-inspiring.

SPECIAL EQUIPMENT: you want it, you got it.



CADDILAC COUP DE-VILLE

Top Speed:	110 mph	Acc/Decc:	18/40
Crew:	1	Range:	350mi
Passengers:	4	Cargo:	400KG
Maneuver:	+1	SDP:	40
SP:	10	Type:	car
Mass:	2100kg	Cost:	57,000EB

The latest incarnation of one of Caddies most successful vehicles.

SPECIAL EQUIPMENT: crash control system, full audio/visual entertainment suite, cybernetic linkage, security system, GPS, phone, seat massagers,



GAZ-LADA CAPITALIST

Top Speed:	110mph	Acc/Decc:	20/40
Crew:	1	Range:	300mi
Passengers:	4	Cargo:	600KG
Maneuver:	0	SDP:	50
SP:	15	Type:	car
Mass:	2200kg	Cost:	69,000EB

You don't see a lot of luxury cars coming out of Russia, but when you do it's a sight to remember.

SPECIAL EQUIPMENT: Crash Control, GPS, Phone, Audio Entertainment system,

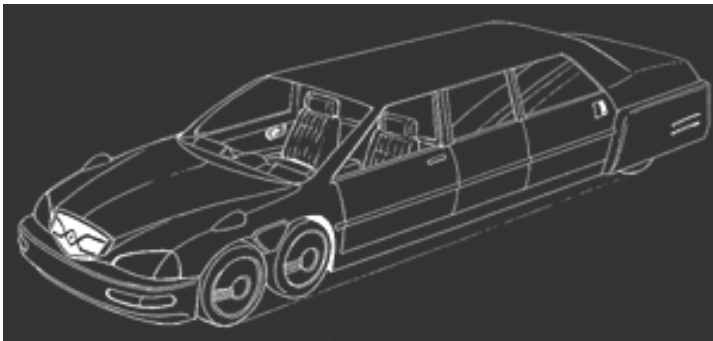


GAZLADA PHEATON

Top Speed:	110 mph	Acc/Decc:	15/40
Crew:	1	Range:	300mi
Passengers:	3	Cargo:	900KG
Maneuver:	+1	SDP:	45
SP:	20	Type:	car
Mass:	2400kg	Cost:	68,500EB

A beautifully designed luxury sedan with all the amenities expected from such a fine vehicle.

SPECIAL EQUIPMENT: crash control system, audio entertainment suite, seat massagers, phone, GPS, security system,



CADENCE OBSIDIAN

Top Speed:	110 mph	Acc/Decc:	15/40
Crew:	1	Range:	340mi
Passengers:	7	Cargo:	800KG
Maneuver:	-1	SDP:	90
SP:	40	Type:	car
Mass:	3100kg	Cost:	115,000EB

The Obsidian is one of the finest limousines money can buy, high top speed, plenty of protection, and all the finer comforts to prove it's a Cadence. The Obsidian is very popular with businessmen, and other wealthy individuals who can afford to ride as their status allows, but dont wish to appear too flashy.

SPECIAL EQUIPMENT: you can afford it, you got it



BRENNAN LOUVRE

Top Speed:	120 mph	Acc/Decc:	20/50
Crew:	1	Range:	340mi
Passengers:	4	Cargo:	800KG
Maneuver:	+2	SDP:	60
SP:	20	Type:	car
Mass:	2600kg	Cost:	75,000EB

The Louvre was designed by the renowned artist Jeffrey Toney. It is Brennan's ultimate luxury vehicle, and is custom optimized for each individual consumer. One look will let them know its different, two will make them realize you have immaculate taste, and the third look will assure them they can't afford it and you can.

SPECIAL EQUIPMENT: comes with none standard, however Brennan will install any and all options you wish (if you can afford the Louvre you can afford to purchase the options)



BUGATTI BU-671

Top Speed:	120 mph	Acc/Decc:	20/50
Crew:	1	Range:	340mi
Passengers:	4	Cargo:	800KG
Maneuver:	+2	SDP:	60
SP:	20	Type:	car
Mass:	2600kg	Cost:	85,000EB

Bugatti doesn't make many cars anymore, however when they do, they always turn heads. The BU-671 is no exception.

SPECIAL EQUIPMENT: leather upholstery, security system, full audio entertainment suite, GPS, cyberlink, digital control surface, phone,



CADENCE PERSO

Top Speed:	120 mph	Acc/Decc:	15/40
Crew:	1	Range:	300mi
Passengers:	2+2	Cargo:	800KG
Maneuver:	-1	SDP:	40
SP:	10	Type:	car
Mass:	2500kg	Cost:	76,000EB

Cadence's original luxury design, the Perso set Cadence apart. The Perso sports a powerful V-8, 4-wheel turning, and all the style you will ever need. The trunk doubles as a rumble seat.

SPECIAL EQUIPMENT: seat massagers, crash control system, full audio entertainment suite, security system, GPS, phone,



MERCEDES BARONY

Top Speed:	120 mph	Acc/Decc:	20/40
Crew:	1	Range:	325mi
Passengers:	3	Cargo:	400KG
Maneuver:	+1	SDP:	40
SP:	0	Type:	car
Mass:	2400kg	Cost:	76,000EB

An elegant and simple design from Mercedes, a perfect blend of beauty and function.

SPECIAL EQUIPMENT: seat massagers, suede interior, crash control system, full audio entertainment suite, security system, GPS, phone,



ROLLS-ROYCE CASTAGNA

Top Speed:	120mph	Acc/Decc:	20/40
Crew:	1	Range:	320mi
Passengers:	4	Cargo:	500KG
Maneuver:	0	SDP:	50
SP:	10	Type:	car
Mass:	2300kg	Cost:	72,000EB

A modern Rolls that takes its cues from classic design.

SPECIAL EQUIPMENT: you want it, you got it



BMW CAPSALLA

Top Speed:	120mph	Acc/Decc:	25/30
Crew:	1	Range:	350mi
Passengers:	4	Cargo:	100KG
Maneuver:	-1	SDP:	60
SP:	15	Type:	car
Mass:	2700kg	Cost:	75,500EB

The Capsalla is near perfectly aerodynamic, the only protrusions on the body are its intakes.

SPECIAL EQUIPMENT: crash control system, GPS, full Audio Entertainment suite, Security System



CADENCE TEARDROP

Top Speed:	125mph	Acc/Decc:	20/35
Crew:	1	Range:	250mi
Passengers:	1	Cargo:	300KG
Maneuver:	+1	SDP:	40
SP:	10	Type:	car
Mass:	1300kg	Cost:	71,00EB

A luxury touring car perfect for weekend getaways.

SPECIAL EQUIPMENT: crash control, security system,



CADENCE VIVA

Top Speed:	130 mph	Acc/Decc:	20/40
Crew:	1	Range:	325mi
Passengers:	4	Cargo:	200KG
Maneuver:	+1	SDP:	40
SP:	10	Type:	car
Mass:	1400kg	Cost:	62,000EB

Popular among the rich and famous, the Viva is built for performance.

SPECIAL EQUIPMENT: seat massagers, crash control system, full audio entertainment suite, security system, GPS, phone,

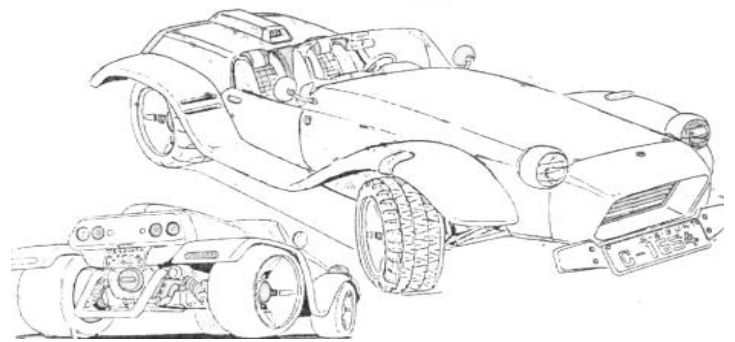


BMW MIGLIA

Top Speed:	125mph	Acc/Decc:	25/40
Crew:	1	Range:	300mi
Passengers:	4	Cargo:	500KG
Maneuver:	+1	SDP:	50
SP:	10	Type:	car
Mass:	2300kg	Cost:	74,750EB

BMW's superior competitor model to the Cadence Teardrop.

SPECIAL EQUIPMENT: security system, crash control, GPS,




ROLLS ROYCE ECCENTRIC

Top Speed:	140 mph	Acc/Decc:	20/40
Crew:	1	Range:	300mi
Passengers:	1	Cargo:	200KG
Maneuver:	+1	SDP:	40
SP:	10	Type:	car
Mass:	1400kg	Cost:	76,000EB

Truly a beauty, with reverent classic styling and a monster under the hood. Let this car be your symbol of success.

SPECIAL EQUIPMENT: seat massagers, crash control system, full audio entertainment suite, security system, GPS, phone,




CADENCE CAMELIARD

Top Speed:	140 mph	Acc/Decc:	18/40
Crew:	1	Range:	350mi
Passengers:	5	Cargo:	500KG
Maneuver:	-1	SDP:	90
SP:	40	Type:	car
Mass:	2700kg	Cost:	150,000EB

A very sleek and powerful limousine, available in either standard (shown) or stretch models. Once again Cadence chooses stylish above opulent. This limousine is built for speed, and is more suited to those at risk than those simply wanting luxury.

SPECIAL EQUIPMENT: you want it, you got it

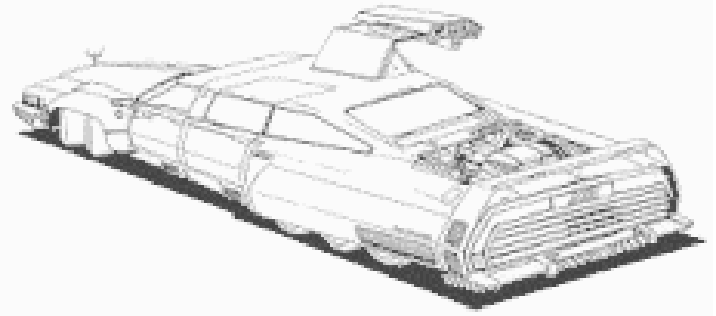


CADDILAC CONQUEST

Top Speed:	140 mph	Acc/Decc:	15/40
Crew:	1	Range:	300mi
Passengers:	(4, 7, 9, or +)	Cargo:	800KG
Maneuver:	-2	SDP:	100
SP:	60	Type:	car
Mass:	2800kg	Cost:	156,000+EB

The finest limousine made in America. Elite style, ultra comfort, the Conquest is also built to perform, with a handling and speed enough to get away from even the most fanatical of admirers. A true thoroughbred of luxury. available in standard (shown) stretch (+10,000eb), and Ultra-stretch (+20,000eb), and any and all customization needed is available.

SPECIAL EQUIPMENT: you want it, you got it



CADENCE LONG SWORD

Top Speed:	140 mph	Acc/Decc:	25/50
Crew:	1	Range:	300mi
Passengers:	8	Cargo:	1000KG
Maneuver:	-2	SDP:	100
SP:	45	Type:	car
Mass:	2900kg	Cost:	148,000EB

Larger than the Obsidian, and a bit flashier, the Longsword includes more power, more comfort, and can be stretched per customer needs. The Long Sword is the very symbol of luxury, and being seen in one lets everyone know that you have attained the very highest levels of success. The Long Sword has attained a very high profile by being the vehicle of many film celebrities, royalty, corporate executives and even the president of the United States.

SPECIAL EQUIPMENT: you want it, you got it, if you can afford it,




MERCEDES PANTHER

Top Speed:	140 mph	Acc/Decc:	18/40
Crew:	1	Range:	250mi
Passengers:	1	Cargo:	600KG
Maneuver:	+2	SDP:	65
SP:	25	Type:	car
Mass:	2200kg	Cost:	82,000EB

A luxury sedan for 2, this car is extremely popular among rich and famous couples who like to travel on their own without a driver or escort.

SPECIAL EQUIPMENT: you want it, you got it



CADENCE SENTINEL 4000

Top Speed:	140 mph	Acc/Decc:	25/40
Crew:	1	Range:	340mi
Passengers:	7	Cargo:	800KG
Maneuver:	+1	SDP:	80
SP:	20	Type:	car
Mass:	2700kg	Cost:	136,000EB

An aggressive limousine for the aggressive businessman. Lets face it, in the high stakes world, the appearance you put forth is worth it's weight in gold. When you arrive in the Sentinel 4000 there will be no doubts whatsoever of your power,

ambition, and confidence. This machine is not only beautiful, it is also fast, and loaded with everything you could possibly need. A stretch version is available for an additional 20 grand per section.

SPECIAL EQUIPMENT: you want it, you got it





BENSON AUTONOMY

Top Speed:	140 mph	Acc/Decc:	15/40
Crew:	1	Range:	300mi
Passengers:	1	Cargo:	400KG
Maneuver:	0	SDP:	45
SP:	10	Type:	car
Mass:	2100kg	Cost:	60,000EB

When a premiere auto-designer working with Benson unveiled the Autonomy last year, no one quite knew what to make of it.

What was certain, was that it was like nothing we had ever seen before. Now you too can own one of your own, but be quick, there are only 400 of these in the world, and they are going fast.

SPECIAL EQUIPMENT: you want it, you got it



TOYOCHEV AURUS

Top Speed:	140 mph	Acc/Decc:	25/35
Crew:	1	Range:	350mi
Passengers:	3	Cargo:	1000KG
Maneuver:	+1	SDP:	50
SP:	10	Type:	car
Mass:	1900kg	Cost:	62,000EB

Designed similarly to the revered Cadence Sentinel 3, the Aurus is a fine sedan with nice lines and a very roomy and comfortable interior.

SPECIAL EQUIPMENT: crash control system, full audio entertainment suite, GPS, security system,




BMW SCEPTER

Top Speed:	140mph	Acc/Decc:	25/40
Crew:	1	Range:	300mi
Passengers:	3	Cargo:	400KG
Maneuver:	+1	SDP:	60
SP:	10	Type:	car
Mass:	2300kg	Cost:	80,000EB

The Scepter is the upgraded version of the Capsalla, faster and more luxurious, but using the same frame. And basic concept of maximum aerodynamics.

SPECIAL EQUIPMENT: leather upholstery, security system, full audio entertainment suite, GPS, cyberlink, digital control surface, phone,



CADENCE TUXEDO

Top Speed:	140mph	Acc/Decc:	15/30
Crew:	1	Range:	300mi
Passengers:	5	Cargo:	600KG
Maneuver:	-2	SDP:	60
SP:	15	Type:	car
Mass:	2800kg	Cost:	134,000EB

The Cadence Tuxedo is big and bold with a unique flair and impressive speed for a vehicle its size and weight.

SPECIAL EQUIPMENT: you want it, you got it



CADILLAC VOYAGE

Top Speed:	140 mph	Acc/Decc:	20/40
Crew:	1	Range:	280mi
Passengers:	1	Cargo:	500KG
Maneuver:	0	SDP:	65
SP:	10	Type:	car
Mass:	3300kg	Cost:	52,000EB

All the comfort and style you would expect from a Caddy, Leather upholstery, and all the amenities are standard. For some people, nothing less than a caddy will do, for those people, the Voyage is ideal. If style and comfort are more important to you than economy, then you could be one of those people, and this could be the car for you.

SPECIAL EQUIPMENT: seat massagers, crash control system, full audio entertainment suite, security system, GPS, phone, cyberlink,




ROLLS-ROYCE S50

Top Speed:	140mph	Acc/Decc:	25/45
Crew:	1	Range:	300mi
Passengers:	4	Cargo:	800KG
Maneuver:	+1	SDP:	60
SP:	20	Type:	car
Mass:	2600kg	Cost:	135,000EB

The S50 is the perfect limo for security minded individual. It's not too flashy and it has plenty of acceleration, a relatively high top speed, and incredible maneuvering for a car this size. It is also well armored, comfortable, and stylish without sticking out like a sore thumb. A favorite with corporate executives everywhere.

SPECIAL EQUIPMENT: you want it, you got it



CADILLAC RELENA

Top Speed:	140mph	Acc/Decc:	20/40
Crew:	1	Range:	300mi
Passengers:	6	Cargo:	600KG
Maneuver:	-1	SDP:	60
SP:	10	Type:	car
Mass:	2875kg	Cost:	107,750EB

A simple limousine from Cadillac, the Relena boasts a good top speed, but isn't as flashy or luxurious as its competition.

SPECIAL EQUIPMENT: Leather Upholstery, wet bar, phone, GPS, radio, full audio/visual entertainment suite, security system, crash control system, optional cyberlink.




MERCEDES R400UE

Top Speed:	145mph	Acc/Decc:	25/40
Crew:	1	Range:	320mi
Passengers:	5	Cargo:	500KG
Maneuver:	0	SDP:	60
SP:	20	Type:	car
Mass:	3000kg	Cost:	131,500EB

Mercede's direct competition model for the Rolls S50. A little bit faster, more of a modern styling, and greater passenger room keep it a step ahead in sales.

SPECIAL EQUIPMENT:



TETRACORP ELLICA

Top Speed:	145 mph	Acc/Decc:	15/30
Crew:	1	Range:	325mi
Passengers:	4	Cargo:	700KG
Maneuver:	+2	SDP:	80
SP:	10	Type:	car
Mass:	2600kg	Cost:	104,750EB

This 8-wheeled vehicle provides a ride that is so smooth, it simply cannot be described. And despite its awkward looks, it handles and performs with precision almost unheard of in a vehicle that size. Ample room for all, and the latest extras round out the package.

SPECIAL EQUIPMENT: crash control system, full entertainment suite, GPS, seat massagers, satellite uplink, security system, digital instrument panel



PEUGOT ANTIQUITY

Top Speed:	150mph	Acc/Decc:	28/45
Crew:	1	Range:	300mi
Passengers:	3	Cargo:	300KG
Maneuver:	-1	SDP:	50
SP:	10	Type:	car
Mass:	2350kg	Cost:	89,000EB

An overpriced but very flashy 2 door luxury touring car.

SPECIAL EQUIPMENT: Leather upholstery, crash control system, security system, GPS, audio entertainment suite, optional cyberlink



GMI INTERSTELLER

Top Speed:	150 mph	Acc/Decc:	20/40
Crew:	1	Range:	350mi
Passengers:	3	Cargo:	500KG
Maneuver:	+2	SDP:	50
SP:	25	Type:	car
Mass:	2300kg	Cost:	32,000EB

A very roomy 4 door sports sedan from GMI. Very popular with the corporate crowd as well as anyone who can appreciate a truly nice machine.

SPECIAL EQUIPMENT: crash control system, full audio entertainment suite, security system, digital dash, cyberlink, phone, GPS,



BMW MK9

Top Speed:	150 mph	Acc/Decc:	30/40
Crew:	1	Range:	300mi
Passengers:	3	Cargo:	900KG
Maneuver:	+1	SDP:	60
SP:	10	Type:	car
Mass:	2600kg	Cost:	105,500EB

BMW's 2-door competition for the Jaguar Asda-Turbo.

SPECIAL EQUIPMENT: crash control system, audio entertainment suite, seat massagers, phone, GPS, security system,




CADENCE STX-900

Top Speed:	160 mph	Acc/Decc:	20/35
Crew:	1	Range:	300mi
Passengers:	4	Cargo:	600KG
Maneuver:	+1	SDP:	60
SP:	15	Type:	car
Mass:	2800kg	Cost:	52,500EB

If people see you in this vehicle then they will know you have made it, that you are one of the elite. This beautiful luxury sedan is a symbol of prestige among the movers and shakers. It practically screams power.

SPECIAL EQUIPMENT: crash control system, full audio entertainment suite, GPS, Seat massagers, satellite link, security system, Digital display,




ROLLS-ROYCE EXTRAORDINAIRE/SULTAN

Top Speed:	160 mph	Acc/Decc:	15/40
Crew:	1	Range:	300mi
Passengers:	4	Cargo:	400KG
Maneuver:	-2	SDP:	60
SP:	20	Type:	car
Mass:	3100kg	Cost:	290,000EB

Do you need a vehicle that tells everyone you are truly better than they are? Do you need a car that will make you the envy of whomever even hears about it? Do you need a ride that finally says "I have made it, I am at the top"? This is the automobile you have been waiting for. Each Extraordinaire is hand built, and the sold metal trim sculpture is hand designed by the finest artisans in Europe to your exact specifications. A 12 cylinder engine seats beneath the hood, capable of devouring the road. The interior is also built to your needs, and upholstered in whatever you desire. The instrument panel comes in 2 versions, classic, with all the simple elegance and function of an antique, or modern, featuring an all digital dash. Both versions house every modern gadget, and if this still isn't enough, get the stretch version capable of holding an additional 5 passengers for another 75,000eb. The new Sultan model allows you to customize the moldings and accessories for an addition 10,000eb.

SPECIAL EQUIPMENT: you want it, you got it,



CADENCE DECADENCE

Top Speed:	160 mph	Acc/Decc:	25/40
Crew:	1	Range:	300mi
Passengers:	1 (3)	Cargo:	300KG
Maneuver:	-2	SDP:	50
SP:	10	Type:	car
Mass:	3000kg	Cost:	281,000EB

Cadence refusing to be outdone by Rolls-Royce, throwing up a monster antique styles roadster that is a bit more understated than the Extraordinaire, but has the same feeling of a better more optimistic age, and with a better performance to boot, and at a lower cost. This massive 12 cylinder beast will definitely set you apart from everyone and everything else on the road. The trunk also doubles as a rumble seat.

SPECIAL EQUIPMENT: you want it, you got it,



PUEGOT VICHENZI

Top Speed:	170 mph	Acc/Decc:	20/50
Crew:	1	Range:	300mi
Passengers:	4	Cargo:	1000KG
Maneuver:	-1	SDP:	100
SP:	45	Type:	car
Mass:	3400kg	Cost:	98,000EB

Simple design in an extravagant package. The Vichenzi looks like a bullet caught in a still frame, and it performs much like a bullet as well. Driving it you can almost feel the air bending around you, you can almost hear the sonic boom.

SPECIAL EQUIPMENT: you want it, you got it, if you can afford it,



CADENCE LEOPARD

Top Speed:	180 mph	Acc/Decc:	20/50
Crew:	1	Range:	150mi
Passengers:	1	Cargo:	400KG
Maneuver:	+1	SDP:	60
SP:	10	Type:	car
Mass:	2600kg	Cost:	102,000EB

Elegance, speed, style, these words are synonymous with the Cadence Leopard. When you don't want to sacrifice style just to be able to haul ass, this is the car for you. A 12 cylinder engine leaves you making just as much of an impression on the road as you do in the boardroom.

SPECIAL EQUIPMENT: seat massagers, crash control system, full audio entertainment suite, security system, GPS, phone,

TRUCKS, VANS, SUV'S AND OFF-ROAD VEHICLES



HONDA MUSKRAT

Top Speed:	40mph	Acc/Decc:	10/20
Crew:	1	Range:	300mi
Passengers:	3	Cargo:	1000KG
Maneuver:	+1	SDP:	45
SP:	10	Type:	car
Mass:	910kg	Cost:	5500EB

An amphibious all terrain vehicle, popular with Forrest Rangers, hunters, and survivalists.

SPECIAL EQUIPMENT: Amphibious, off-road capable, radio, 4-wheel drive, GPS



FORD/MILITECH WARDER

Top Speed:	80 mph	Acc/Decc:	10/25
Crew:	1	Range:	300mi
Passengers:	4	Cargo:	1500KG
Maneuver:	-1	SDP:	60
SP:	45	Type:	car
Mass:	3275kg	Cost:	166,000EB

Designed specifically for VIP's in hostile areas this SUV can withstand virtually all small arms fire, and can even take a few hits from a 50.cal. It features solid rubber tires, and a fold down front heavy armor panel to reinforce the armor glass (SP:20) windshield.

SPECIAL EQUIPMENT: 4-wheel drive, solid rubber tires, armor plating (SP:35), armored windshield (SP:29), crash control system, GPS, Military Radio, air tight seal, independent air supply (1 hr),



NAAW BIRD DOG

Top Speed:	40 mph	Acc/Decc:	10/25
Crew:	1	Range:	250mi
Passengers:	1	Cargo:	400KG
Maneuver:	+1	SDP:	45
SP:	10	Type:	car
Mass:	850kg	Cost:	3,000EB

An all terrain vehicle, perfect for those long corporate retreats and hunting weekends.

SPECIAL EQUIPMENT: 4-wheel drive, all terrain capable,




GAZ-LADA SAFEGUARD

Top Speed:	80 mph	Acc/Decc:	20
Crew:	1	Range:	400mi
Passengers:	7	Cargo:	3000KG
Maneuver:	-1	SDP:	60
SP:	50	Type:	car
Mass:	4000kg	Cost:	88,000EB

Originally designed as an APC, this antiquated design has seen resurgence in popularity as an armored car, prisoner transport, and police vehicle.

SPECIAL EQUIPMENT: re-sealing tires, SP:20 windows, radio




NISSAN FABUS

Top Speed:	80 mph	Acc/Decc:	15/40
Crew:	1	Range:	400mi
Passengers:	3	Cargo:	600KG
Maneuver:	0	SDP:	40
SP:	10	Type:	van
Mass:	1900kg	Cost:	17,000EB

A really small minivan, actually this can be more easily described as a city van, comparing it to the venerable citycar.

SPECIAL EQUIPMENT: audio entertainment suite,



NISSAN ROADIE

Top Speed:	80 mph	Acc/Decc:	10/40
Crew:	1	Range:	300mi
Passengers:	3	Cargo:	500KG
Maneuver:	0	SDP:	40
SP:	10	Type:	car
Mass:	1800kg	Cost:	21,000EB

A small rugged off-road vehicle from Nissan.

SPECIAL EQUIPMENT: crash control system, audio entertainment suite



HYUNDAI JMW

Top Speed:	80 mph	Acc/Decc:	10/40
Crew:	1	Range:	400mi
Passengers:	3	Cargo:	10400KG
Maneuver:	-1	SDP:	45
SP:	10	Type:	car
Mass:	1850kg	Cost:	18,000EB

A micro-van that's fun for the whole family.

SPECIAL EQUIPMENT: crash control system,



PONTIAC RACOON

Top Speed:	80 mph (15 in water)	Acc/Decc:	20/45 (5/10)
Crew:	1	Range:	340mi
Passengers:	3	Cargo:	500KG
Maneuver:	+1 (-2)	SDP:	50
SP:	10	Type:	car
Mass:	1300kg	Cost:	60,000EB

A strange looking vehicle that is fully amphibious, and much more effective than the Runaboat as that it is also fully off-road capable.

SPECIAL EQUIPMENT: crash control system, audio entertainment suite, security system, amphibious, 4-wheel drive off-road capable,

Runabout




MAZDA RUNABOUT

Top Speed:	80mph (20 IN WATER)	Acc/Decc:	15/45 (5/10)
Crew:	1	Range:	250mi
Passengers:	1	Cargo:	400KG
Maneuver:	0(-2)	SDP:	45
SP:	10	Type:	car
Mass:	850kg	Cost:	55,000EB

Here's an old idea that Mazda has brought into the present. The Runabout is exactly what it appears to be, a car that is also a boat. While this car was originally thought to gain a following with island dwellers it has actually gained quite a following among nomads for its versatility.

SPECIAL EQUIPMENT: audio entertainment suite, amphibious



TOYO CHEV BANTU

Top Speed:	80 mph	Acc/Decc:	12/30
Crew:	1	Range:	335mi
Passengers:	3	Cargo:	400KG
Maneuver:	-1	SDP:	40
SP:	10	Type:	car
Mass:	1600kg	Cost:	12,700EB

A small safari car, not very popular in civilized nations, but extremely well sold in countries like Africa, Australia, South America, and even parts of the US. This car is so no-frills climate control isn't even available.

SPECIAL EQUIPMENT: off-road capable, 4-wheel drive,




CITROEN BOX

Top Speed:	80 mph	Acc/Decc:	10/40
Crew:	1	Range:	350mi
Passengers:	5	Cargo:	800KG
Maneuver:	+1	SDP:	50
SP:	15	Type:	car
Mass:	1800kg	Cost:	12,000EB

The low end of SUV's. Extremely cheap and offroad capable. The Box is extremely popular among teens. It is also extremely popular in Australia and Africa.

SPECIAL EQUIPMENT: off-road capable



HONDA FAM

Top Speed:	80 mph	Acc/Decc:	15/40
Crew:	1	Range:	420mi
Passengers:	5	Cargo:	1000KG
Maneuver:	-2	SDP:	60
SP:	10	Type:	VAN
Mass:	2400kg	Cost:	19,500EB

A light minivan with a beautifully low price tag and an excellent safety record.

SPECIAL EQUIPMENT: crash control system, audio entertainment suite,




TOYO CHEV AMAZON

Top Speed:	80 mph	Acc/Decc:	10/40
Crew:	1	Range:	350mi
Passengers:	3	Cargo:	800KG
Maneuver:	-1	SDP:	50
SP:	20	Type:	car
Mass:	1900kg	Cost:	17,500EB

A shining example of a 4-wheel drive jeep, perfect for traversing any terrain.

SPECIAL EQUIPMENT: off-road capable, audio entertainment suite, 4-wheel drive,



FORD MOONTRUCK

Top Speed:	80 mph	Acc/Decc:	10/35
Crew:	1	Range:	350mi
Passengers:	1	Cargo:	2500KG
Maneuver:	-1	SDP:	60
SP:	15	Type:	car
Mass:	2500kg	Cost:	16,500EB

An odd and unfortunately unpopular truck design from Ford. Its biggest problem stems from the fact that its too hard to get in and out of, other than that its just kind of weird looking.

This will be the first and last year this model will be on the market.

SPECIAL EQUIPMENT: crash control system, full audio entertainment suite, security system, 4-wheel drive,



LOTUS GECKO

Top Speed:	80 mph	Acc/Decc:	15/35
Crew:	1	Range:	320mi
Passengers:	3	Cargo:	800KG
Maneuver:	+1	SDP:	65
SP:	10	Type:	car
Mass:	1800kg	Cost:	35,000EB

A compact SUV for those who like roughing it and don't feel the need to take everything they own with them. A bit pricey, but it's a Lotus. You know the name alone is worth it.

SPECIAL EQUIPMENT: crash control system, full audio entertainment suite, security system, GPS, phone,




MITSUBISHI CHARIOT

Top Speed:	80 mph	Acc/Decc:	15/40
Crew:	1	Range:	350mi
Passengers:	5	Cargo:	3000KG
Maneuver:	0	SDP:	40
SP:	15	Type:	VAN
Mass:	2500kg	Cost:	24,000EB

The most popular minivan on the market. Whisper quiet engine and seating for 6, not to mention a superb safety record make this vehicle ideal for families.

SPECIAL EQUIPMENT: crash control system, full audio entertainment suite, security system



SUZUKI HAMSTER

Top Speed:	80 mph	Acc/Decc:	10/35
Crew:	1	Range:	300mi
Passengers:	1	Cargo:	300KG
Maneuver:	-1	SDP:	40
SP:	10	Type:	car
Mass:	1900kg	Cost:	13,000EB

A small jeep made for weekend warriors, it has a somewhat tarnished safety record owing to the fact its a tad top heavy. Suzuki didn't learn much from the Samurai fiasco.

SPECIAL EQUIPMENT: full audio entertainment suite, 4-wheel drive, off-road capable



CITROEN CAVEL

Top Speed:	80 mph	Acc/Decc:	15/40
Crew:	1	Range:	300mi
Passengers:	4	Cargo:	3000KG
Maneuver:	+1	SDP:	100
SP:	20	Type:	car
Mass:	2900kg	Cost:	24,750EB

A common and popular van, often used in Europe as an ambulance.

SPECIAL EQUIPMENT: none


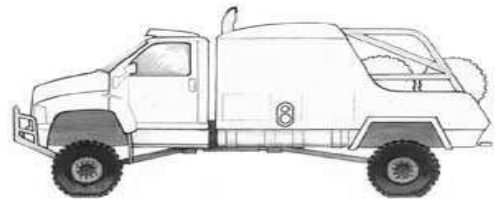


CITROEN SPLASH

Top Speed:	80 mph/40mph	Acc/Decc:	10/30 - 5-20
Crew:	1	Range:	235mi
Passengers:	1	Cargo:	200KG
Maneuver:	-2	SDP:	90
SP:	25	Type:	car
Mass:	950kg	Cost:	72,000EB

Another floating car, this one actually becomes a hydrofoil, giving it a fairly high speed on water. Granted the landspeed isn't very fast, but still, its an innovative design.

SPECIAL EQUIPMENT: audio entertainment suite, drop down propeller, water tight chassis, drop down hydrofoil.



FORD MO-35

Top Speed:	80 mph	Acc/Decc:	10/35
Crew:	1	Range:	350mi
Passengers:	1	Cargo:	4500KG
Maneuver:	-1	SDP:	60
SP:	10	Type:	truck
Mass:	2900+kg	Cost:	24,300+EB

A highly modular utility truck. Cab size and bed style feature a variety of options to choose from, but the base model starts at 23,000eb.

SPECIAL EQUIPMENT: 4-wheel drive, off-road capable



MAZDA DAKAR

Top Speed:	80 mph	Acc/Decc:	15/45
Crew:	1	Range:	340mi
Passengers:	3	Cargo:	100KG
Maneuver:	+2	SDP:	50
SP:	10	Type:	car
Mass:	1300kg	Cost:	16,000EB

A small but highly maneuverable Jeep from Mazda, countless configurations and factory options make this a very very popular choice among citizens, and nomads as well. European and South American military and police forces have become fond of them as well.

SPECIAL EQUIPMENT: crash control system, audio entertainment suite, 4-wheel drive off-road capable,



GAZ-LADA KUPA

Top Speed:	80 mph	Acc/Decc:	15/35
Crew:	1	Range:	320mi
Passengers:	3	Cargo:	8000KG
Maneuver:	+1	SDP:	85
SP:	20	Type:	Truck
Mass:	3100kg	Cost:	35,000EB

This strange vehicle is pretty rare outside of Eastern Europe where it is popular as a cargo/delivery vehicle.

SPECIAL EQUIPMENT: off-road capable, 4wd,




TOYO CHEV SPORTMOBILE

Top Speed:	80 mph	Acc/Decc:	15/35
Crew:	1	Range:	400mi
Passengers:	1	Cargo:	300KG
Maneuver:	+2	SDP:	60
SP:	10	Type:	van
Mass:	2900kg	Cost:	36,000EB

A van specifically designed for the outdoorsman, just as popular with nomads. Plenty of storage and living space for 2 if they don't mind being cozy and living sparsely.

SPECIAL EQUIPMENT: 4-wheel drive, off-road capable, GPS, Audio Entertainment suite, crash bar,



GMI TERRIER

Top Speed:	90 mph	Acc/Decc:	15/30
Crew:	1	Range:	300mi
Passengers:	6	Cargo:	2000KG
Maneuver:	+1	SDP:	125
SP:	40	Type:	van
Mass:	2550kg	Cost:	75,650EB

An armored van popular with security companies and banks, as well as with individuals and corporations for transporting personnel in hostile environments.

SPECIAL EQUIPMENT: off-road capable, bullet resistant windows (SP: 20), long range radio,



FORD EXPLORER

Top Speed:	90 mph	Acc/Decc:	15/35
Crew:	1	Range:	340mi
Passengers:	1	Cargo:	5,500KG
Maneuver:	0	SDP:	50
SP:	10	Type:	CAR
Mass:	1100kg	Cost:	19,000EB

The only thing the latest Explorer model to roll of Fords assembly line shares with its predecessors is the name. No longer the worst SUV on the market, the new Explorer is now one of the finest jeeps available.


SPECIAL EQUIPMENT: crash control system, full audio entertainment suite, security system, 4-wheel drive, off-road capable

HONDA EXHIBITIONIST

Top Speed:	80 mph	Acc/Decc:	10/25
Crew:	1	Range:	250mi
Passengers:	3/4	Cargo:	500KG
Maneuver:	-2	SDP:	50
SP:	20	Type:	car
Mass:	2100kg	Cost:	40,000EB

The outer shell of the Exhibitionist is made entirely from armor glass. The vehicle was primarily designed as a tourist bus and survival vehicle, but has oddly found popularity among families and even teenagers. The vehicle is awash with features, and makes use of every available space, while still providing a comfortable and very roomy interior. The vehicle has 2 doors, located in the center of the frame, and stored in the lower panels of these doors are small folding scooters, one electric, and one gas, each with stats otherwise identical to the Honda Boogaloo. Custom luggage and a luggage trolley are stored in the rear panels, while tables and a small electric grill are stored in the back. The roof or the back half of the vehicle doubles as an entertainment screen for when the great outdoors gets boring. And for an additional fee, you can add solid plates to the exterior sections, for those who are more shy.

SPECIAL EQUIPMENT: Full audio/visual entertainment suite, GPS, mini kitchen, family sized water filtration unit, fridge, grill, security system, fold up rear center seat.



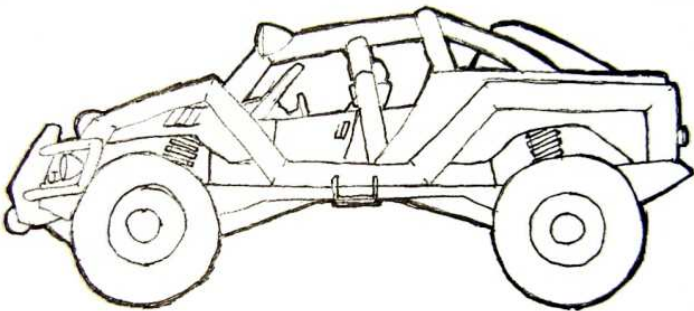
非
※女

NISSAN TOADIE

Top Speed:	90 mph	Acc/Decc:	10/40
Crew:	1	Range:	300mi
Passengers:	3	Cargo:	500KG
Maneuver:	0	SDP:	40
SP:	15	Type:	van
Mass:	1800kg	Cost:	25,000EB

A popular conversion van, used as both a family car and workhorse.

SPECIAL EQUIPMENT: crash control system, audio entertainment suite,



NAAW FETCH

Top Speed:	90 mph	Acc/Decc:	20/25
Crew:	1	Range:	400mi
Passengers:	3	Cargo:	700KG
Maneuver:	+1	SDP:	50
SP:	15	Type:	car
Mass:	1250kg	Cost:	19,000EB

A rough and tumble off-terrain vehicle, popular with -off-road racers, paramilitary groups, and camping enthusiasts.

SPECIAL EQUIPMENT: 4-wheel drive, all terrain capable,




LAMBO-FIAT OLTRE

Top Speed:	90 mph	Acc/Decc:	15/40
Crew:	1	Range:	350mi
Passengers:	6	Cargo:	900KG
Maneuver:	+1	SDP:	90
SP:	20	Type:	SUV
Mass:	2500kg	Cost:	68,750EB

This European SUV resembles an old Hummer, and is every bit as versatile.

SPECIAL EQUIPMENT: crash control system, audio entertainment suite, seat massagers, 4WD, Off-road Capable, cybernetic linkage, security system,



NISSAN CITYVAN

Top Speed:	90 mph	Acc/Decc:	10/30
Crew:	1	Range:	400mi
Passengers:	4	Cargo:	2000KG
Maneuver:	+1	SDP:	75
SP:	20	Type:	car
Mass:	2550kg	Cost:	21,550EB

In Asia the Cityvan is one of the most common sites on the streets, it serves as an ambulance in most Asian countries and is a popular and inexpensive van in the civilian and commercial markets as well.

SPECIAL EQUIPMENT: none



GMI HURRICANER

Top Speed:	90 mph	Acc/Decc:	12/40
Crew:	1	Range:	310mi
Passengers:	1	Cargo:	3000KG
Maneuver:	+4	SDP:	65
SP:	10	Type:	car
Mass:	1400kg	Cost:	48,000EB

The Hurricaner from the Jeep branch of GMI is the first civilian off-road vehicle to feature 4-wheel drive, 4-wheel steering. This means unparalleled maneuverability and versatility. The price is steep, but it's well worth it.

SPECIAL EQUIPMENT: crash control system, audio entertainment suite, GPS, 4-wheel drive, 4-wheel steering, off-road capable,



TOYO CHEV VADO

Top Speed:	90 mph	Acc/Decc:	15/35
Crew:	1	Range:	340mi
Passengers:	1	Cargo:	5,500KG
Maneuver:	0	SDP:	50
SP:	15	Type:	truck
Mass:	2800kg	Cost:	20,000EB

A pickup for low-rider enthusiasts. Featuring built in hydraulics and easily removable components. Other than the hydraulics and switches the Vado comes with very few option, recognizing the customers desire to fully customize their ride.

SPECIAL EQUIPMENT: crash control system, full audio entertainment suite, security system, 4-wheel drive, off-road capable




FORD TRITON

Top Speed:	90 mph	Acc/Decc:	15/50
Crew:	1	Range:	350mi
Passengers:	1	Cargo:	4000KG
Maneuver:	+1	SDP:	60
SP:	10	Type:	car
Mass:	2900kg	Cost:	22,000EB

A light truck perfect for whichever jungle you find yourself in.

SPECIAL EQUIPMENT: crash control system, full audio entertainment suite, security system, 4-wheel drive, off-road capable




KAWASAKI SAND DEVIL

Top Speed:	100 mph	Acc/Decc:	15/35
Crew:	1	Range:	400mi
Passengers:	1	Cargo:	300KG
Maneuver:	+2	SDP:	60
SP:	10	Type:	car
Mass:	1500kg	Cost:	19,000EB

A dune buggy for the modern world. Nothing performs better in the sand than the Sand Devil. Popular in beach and desert communities.

SPECIAL EQUIPMENT: 4-wheel drive, off-road capable



KAWASAKI TOUREG

Top Speed:	100 mph	Acc/Decc:	15/30
Crew:	1	Range:	340mi
Passengers:	1	Cargo:	300KG
Maneuver:	+1	SDP:	45
SP:	10	Type:	car
Mass:	1150kg	Cost:	22,500EB

The Toureg will get you anywhere, and it will do it in style.

Featuring full off-road capability and a sealed engine to prevent it from flooding and sand damage, this vehicle is also fully street legal.

SPECIAL EQUIPMENT: off road capable, audio entertainment suite, radio, 4-wheel drive,



GMI ATLAS

Top Speed:	100 mph	Acc/Decc:	10/40
Crew:	1	Range:	310mi
Passengers:	3	Cargo:	3000KG
Maneuver:	0	SDP:	65
SP:	20	Type:	car
Mass:	3500kg	Cost:	38,000EB

The Atlas is a very large, very powerful pickup, popular among manual laborers and farmers. Nomads also have an infatuation for these vehicles on the used market.

SPECIAL EQUIPMENT: crash control system, audio entertainment suite,



FORD B'WANA

Top Speed:	100 mph	Acc/Decc:	15/30
Crew:	1	Range:	280mi
Passengers:	4	Cargo:	6600KG
Maneuver:	+1	SDP:	45
SP:	5	Type:	car
Mass:	2800kg	Cost:	25,500EB

A light utility truck.

SPECIAL EQUIPMENT: crash control system, full audio entertainment suite, security system, 4-wheel drive, off-road capable



GMI HEX

Top Speed:	100 mph	Acc/Decc:	15/40
Crew:	1	Range:	350mi
Passengers:	6	Cargo:	900KG
Maneuver:	+1	SDP:	60
SP:	10	Type:	car
Mass:	2900kg	Cost:	26,750EB

Perfect for families, as a business vehicle, in a pinch the Hex can even make a nice home to nomads who can afford it.

SPECIAL EQUIPMENT: crash control system, audio entertainment suite,, seat massagers, cybernetic linkage, security system,



TOYOACHEV KODIAK

Top Speed:	100 mph	Acc/Decc:	15/50
Crew:	1	Range:	335mi
Passengers:	4	Cargo:	15000KG
Maneuver:	-2	SDP:	90
SP:	25	Type:	TRUCK
Mass:	5700kg	Cost:	42,000EB

The largest, most powerful truck on the market, this car actually has the horsepower to pull most cargo trailers, or anything else you can find. This vehicle is also a popular choice to retrofit as a heavy tow truck.

SPECIAL EQUIPMENT: off-road capable, audio entertainment suite, 4-wheel drive,



FORD POWERHOUSE

Top Speed:	100 mph	Acc/Decc:	15/45
Crew:	1	Range:	335mi
Passengers:	2	Cargo:	4000KG
Maneuver:	-1	SDP:	50
SP:	15	Type:	truck
Mass:	3500kg	Cost:	28,000EB

Another standard pickup design from ford.

SPECIAL EQUIPMENT: off-road capable, audio entertainment suite, 4-wheel drive,



MITSUBISHI GETAWAY

Top Speed:	100 mph	Acc/Decc:	20/45
Crew:	1	Range:	300mi
Passengers:	3	Cargo:	600KG
Maneuver:	+1	SDP:	50
SP:	20	Type:	car
Mass:	1900kg	Cost:	22,000EB

This compact SUV is every bit as comfortable on the side of a mountain as it is on the road. The Getaway is extremely popular among those who live in the city, but still appreciate the outdoors.

SPECIAL EQUIPMENT: crash control system, full audio entertainment suite, security system, 4-wheel drive, off-road capable, cybernetic linkage



VOLKSRAD ROCKER

Top Speed:	100 mph	Acc/Decc:	15/30
Crew:	1	Range:	350mi
Passengers:	3	Cargo:	500KG
Maneuver:	+1	SDP:	40
SP:	15	Type:	car
Mass:	2100kg	Cost:	24,000EB

An extremely fun and attractive SUV from Volksrad, a beautiful way to experience the outdoors.

SPECIAL EQUIPMENT: off-road capable, audio entertainment suite, 4-wheel drive, security system, GPS, long range radio




FORD CORTEZ

Top Speed:	100 mph	Acc/Decc:	25/40
Crew:	1	Range:	380mi
Passengers:	4	Cargo:	9,000KG
Maneuver:	-1	SDP:	80
SP:	20	Type:	truck
Mass:	3200kg	Cost:	37,000EB

A true powerhouse, the perfect beast to conquer the roads with. Seating for 5 means you can take your friends up front with you in comfort, and a large bed means you can haul pretty much anything.

SPECIAL EQUIPMENT: crash control system, full audio entertainment suite, security system, 4-wheel drive,



TOYO CHEV VANTA

Top Speed:	100 mph	Acc/Decc:	10/40
Crew:	1	Range:	400mi
Passengers:	5	Cargo:	3000KG
Maneuver:	-1	SDP:	80
SP:	20	Type:	car
Mass:	2800kg	Cost:	27,300EB

A common van on streets all over the world, both in the civilian and commercial markets.

SPECIAL EQUIPMENT: crash control system, full audio entertainment suite,



NISSAN 3Q

Top Speed:	100 mph	Acc/Decc:	15/45
Crew:	1	Range:	400mi
Passengers:	4	Cargo:	4000KG
Maneuver:	+1	SDP:	100
SP:	15	Type:	truck
Mass:	2500kg	Cost:	31,500EB

A durable and attractive short bed pick-up from Nissan, a favorite among corporate employed foremen and surveyors.

SPECIAL EQUIPMENT: crash control system, full audio entertainment suite, security system, 4-wheel drive, off-road capable,




MITSUBISHI SCT-5

Top Speed:	100 mph	Acc/Decc:	20/30
Crew:	1	Range:	340mi
Passengers:	3	Cargo:	2000KG
Maneuver:	+1	SDP:	75
SP:	10	Type:	truck
Mass:	2600kg	Cost:	33,600EB

Another shortbed pick-up from Mitsubishi, the suicide doors are a nice touch and this vehicle has become very popular with tuners and low-rider enthusiasts.

SPECIAL EQUIPMENT: off road capable, audio entertainment suite, radio, 4-wheel drive,



TOYOACHEV FAMBO

Top Speed:	100 mph	Acc/Decc:	12/35
Crew:	1	Range:	300mi
Passengers:	5	Cargo:	800KG
Maneuver:	-1	SDP:	50
SP:	10	Type:	VAN
Mass:	1900kg	Cost:	28,000EB

A slick, comfortable minivan, perfect for families, carpoools, or anyone who values room and comfort above speed and flash.

SPECIAL EQUIPMENT: crash control system, full audio entertainment suite, security system,




SCION ALTKAM

Top Speed:	100 mph	Acc/Decc:	20/40
Crew:	1	Range:	350mi
Passengers:	4	Cargo:	2000KG
Maneuver:	+1	SDP:	100
SP:	15	Type:	TRUCK
Mass:	2500kg	Cost:	31,500EB

A rugged and reliable off-road SUV with a reinforced chasses and balloon tires for off-road stability.

SPECIAL EQUIPMENT: crash control system, full audio entertainment suite, security system, 4-wheel drive, off-road capable, winch and grapple,




NISSAN DVE-44

op Speed:	100 mph	Acc/Decc:	15/40
Crew:	1	Range:	380mi
Passengers:	1	Cargo:	8,000KG
Maneuver:	-1	SDP:	80
SP:	10	Type:	van
Mass:	3600kg	Cost:	29,000EB

A simple delivery/cargo van from Nissan.

SPECIAL EQUIPMENT: crash control system, radio,



HYUNDAI APPA

Top Speed:	100 mph	Acc/Decc:	15/40
Crew:	1	Range:	400mi
Passengers:	2	Cargo:	7000KG
Maneuver:	-1	SDP:	65
SP:	15	Type:	car
Mass:	2900kg	Cost:	34,000EB

From Hyundai comes another simple cargo van, popular with nomads and urban delivery departments.

SPECIAL EQUIPMENT: crash control system, radio



TOYO CHEV GENESIS

Top Speed:	100 mph	Acc/Decc:	10/40
Crew:	1	Range:	350mi
Passengers:	6	Cargo:	800KG
Maneuver:	+1	SDP:	50
SP:	15	Type:	Van
Mass:	2200kg	Cost:	35,000EB

A very comfortable mini-van from Toyochev.

SPECIAL EQUIPMENT: full entertainment suite, GPS, crash control. security system



TETRACORP PLOD

Top Speed:	100 mph	Acc/Decc:	10/25
Crew:	1	Range:	300mi
Passengers:	7	Cargo:	1000KG
Maneuver:	-1	SDP:	65
SP:	15	Type:	car
Mass:	2900kg	Cost:	32,000EB

A simple, if some what ugly SUV, notably featuring an extended passenger section and large cargo area. As commonly used as shuttle and cargo vehicles as they are personal transportation.

SPECIAL EQUIPMENT: radio



GMI WILLY

Top Speed:	100 mph	Acc/Decc:	25/40
Crew:	1	Range:	340mi
Passengers:	3	Cargo:	400KG
Maneuver:	+1	SDP:	50
SP:	10	Type:	car
Mass:	2300kg	Cost:	38,000EB

Maneuverable, versatile, GMI/Jeeps latest off-road vehicle turns heads.

SPECIAL EQUIPMENT: 4wd, off-road capable, security system, audio entertainment system




NISSAN PUNTER

Top Speed:	100 mph	Acc/Decc:	20/40
Crew:	1	Range:	350mi
Passengers:	3	Cargo:	8000KG
Maneuver:	-1	SDP:	60
SP:	10	Type:	car
Mass:	28500kg	Cost:	33,500EB

The Nisan Punter isn't as big or mean looking as a western truck, but it has all the same performance as one of its bigger cousins lurking beneath its modest frame.

SPECIAL EQUIPMENT: crash control system, full audio entertainment suite, security system, 4-wheel drive,



GMI RBC

Top Speed:	100 mph	Acc/Decc:	20/35
Crew:	1	Range:	300mi
Passengers:	3	Cargo:	400KG
Maneuver:	+2	SDP:	50
SP:	20	Type:	car
Mass:	1900kg	Cost:	25,000EB

This lightly armored and rugged jeep is a favorite among the few Park rangers that still operate in America. It's also a popular vehicle among outdoor types looking for a weekend in the woods, or to get across the urban jungle.

SPECIAL EQUIPMENT: crash control system, radio, 4-wheel drive, off-road capable



NISSAN GOBI

Top Speed:	100mph	Acc/Decc:	15/40
Crew:	1	Range:	300mi
Passengers:	1	Cargo:	800KG
Maneuver:	0	SDP:	50
SP:	10	Type:	car
Mass:	1875kg	Cost:	27,000EB

A very simple light pickup from Nissan with distinct styling. Popular among teenagers.

SPECIAL EQUIPMENT: crash control system, audio entertainment suite, security system



MITSUBISHI PARACAR

Top Speed:	100 mph (30 FLYING)	Acc/Decc:	25/40 10/20
Crew:	1	Range:	200mi
Passengers:	1	Cargo:	0KG
Maneuver:	+2/-1	SDP:	40
SP:	10	Type:	car
Mass:	1700kg	Cost:	60,000EB

Based on a nomad design, the Paracar is a street legal dune buggy that's fairly impressive on its own. However at the flip of a switch the motor switches over to the rear fan and the Paracar deploys its parafoil, allowing it to achieve liftoff with a runway of 200 meters and fly at speeds of up to 30 mph. And because it's classed as an ultralight, no pilot's license is required.

SPECIAL EQUIPMENT: crash control system, radio, 4-wheel drive, off-road capable



HYUNDAI BLT

Top Speed:	100mph	Acc/Decc:	10/30
Crew:	1	Range:	350mi
Passengers:	3	Cargo:	600KG
Maneuver:	0	SDP:	50
SP:	10	Type:	car
Mass:	2000kg	Cost:	25,000EB

A simple minivan popular with families.

SPECIAL EQUIPMENT: crash control system, audio entertainment suite, security system



GMI TRANS SPORT

Top Speed:	110 mph	Acc/Decc:	25/50
Crew:	1	Range:	320mi
Passengers:	5	Cargo:	800KG
Maneuver:	0	SDP:	50
SP:	10	Type:	car
Mass:	2800kg	Cost:	33,000EB

This is about as sporty and attractive as a minivan is allowed to get, and it boasts excellent performance for a vehicle in its size and weight class.

SPECIAL EQUIPMENT: crash control system, audio entertainment suite, security system



MAZDA WASHU

Top Speed:	110 mph	Acc/Decc:	15/40
Crew:	1	Range:	420mi
Passengers:	5	Cargo:	800KG
Maneuver:	0	SDP:	50
SP:	10	Type:	VAN
Mass:	2400kg	Cost:	39,500EB

A light minivan with a beautifully low price tag and an excellent safety record.

SPECIAL EQUIPMENT: crash control system, audio entertainment suite,




TOYOICHEV VANTASM

Top Speed:	110 mph	Acc/Decc:	25/40
Crew:	1	Range:	300mi
Passengers:	4	Cargo:	3000KG
Maneuver:	+1	SDP:	130
SP:	20	Type:	van
Mass:	3200kg	Cost:	44,750EB

Mitsubishi is not the only one moving into the fantasy van market, Toyochev just released their own vehicle in direct competition, not quite as luxurious or spacious, but a little more affordable.

SPECIAL EQUIPMENT: full audio/visual entertainment suite, couch and table/queen size bed, bar, fridge, microwave, plush carpet, 3 larger underbench storage areas.



GMI AQUADA

Top Speed:	110 mph/50mph	Acc/Decc:	20/30 15/20
Crew:	1	Range:	350mi
Passengers:	1	Cargo:	400KG
Maneuver:	+1	SDP:	60
SP:	10	Type:	car
Mass:	1200kg	Cost:	78,000EB

The fastest of the car/boat combos ever devised, it actually makes both a passable sports car, and a decent boat with enough speed to pull a skier.

SPECIAL EQUIPMENT: audio entertainment suite, impeller, water tight chassis,



MITSUBISHI TECCA

Top Speed:	120 mph	Acc/Decc:	25/40
Crew:	1	Range:	350mi
Passengers:	1	Cargo:	2000KG
Maneuver:	+1	SDP:	100
SP:	10	Type:	TRUCK
Mass:	2500kg	Cost:	31,500EB

A sports truck with incredible suspension and enough speed to take on anything that gets in its way.

SPECIAL EQUIPMENT: crash control system, full audio entertainment suite, security system, 4-wheel drive, off-road capable



TOYO CHEV THUNDERHEAD

Top Speed:	120 mph	Acc/Decc:	15/40
Crew:	1	Range:	380mi
Passengers:	4	Cargo:	15,000KG
Maneuver:	-1	SDP:	80
SP:	20	Type:	truck
Mass:	3600kg	Cost:	48,000EB

The most powerful pickup on the market, featuring a V-12 engine capable of hauling whatever load you can think of.

SPECIAL EQUIPMENT: crash control system, full audio entertainment suite, security system, 4-wheel drive, off-road capable



FORD ADVENTURER

Top Speed:	120 mph	Acc/Decc:	20/50
Crew:	1	Range:	350mi
Passengers:	2	Cargo:	12,000KG
Maneuver:	+2	SDP:	80
SP:	25	Type:	truck
Mass:	3200kg	Cost:	46,000EB

Voted best pickup of the year by motor trend, this is Fords most popular vehicle.

SPECIAL EQUIPMENT: crash control system, full audio entertainment suite, security system, 6-wheel drive, off-road capable, cybernetic linkage,



FORD SIDEWINDER

Top Speed:	120 mph	Acc/Decc:	25/40
Crew:	1	Range:	340mi
Passengers:	1	Cargo:	2000KG
Maneuver:	+1	SDP:	50
SP:	10	Type:	truck
Mass:	2800kg	Cost:	28,000EB

A convertible pickup, made more for cruising than hauling, reminiscent of the old El Camino's.

SPECIAL EQUIPMENT: cybernetic linkage, security system, audio entertainment system




MITSUBISHI JUPITER MINI-VAN

Top Speed:	120 mph	Acc/Decc:	15/45
Crew:	1	Range:	350mi
Passengers:	4	Cargo:	600KG
Maneuver:	+1	SDP:	100
SP:	25	Type:	car
Mass:	2700kg	Cost:	39,000EB

The most popular mini van on the market today. Its elegant styling and impressive performance ensure its rank as top seller. Sells mainly to families and corporations as company vehicles.

SPECIAL EQUIPMENT: crash control system, full audio entertainment suite, security system, 4-wheel drive, digital control surface, cybernetic linkage, GPS, phone



GMI ROUGHNECK

Top Speed:	120 mph	Acc/Decc:	15/40
Crew:	1	Range:	420mi
Passengers:	2	Cargo:	3000KG
Maneuver:	+1	SDP:	100
SP:	20	Type:	car
Mass:	2400kg	Cost:	29,750EB

A tough and durable truck with good speed and handling, the GMI Roughneck is able to penetrate the harshest conditions with ease and a little elbow grease. Very popular among nomads and farmers in America, it also sells well in 3rd world countries.

SPECIAL EQUIPMENT: audio entertainment suite, 4-wheel drive, off-road capable, crash control, GPS



CADENCE SILVER BULLET

Top Speed:	120 mph	Acc/Decc:	12/40
Crew:	1	Range:	400mi
Passengers:	4	Cargo:	600KG
Maneuver:	+1	SDP:	80
SP:	25	Type:	car
Mass:	2500kg	Cost:	45,000EB

The top of the line minivan from a company that is synonymous with luxury and style.

SPECIAL EQUIPMENT: crash control system, full audio entertainment suite, security system, digital control surface, cybernetic linkage, GPS, phone, seat massagers,



TOYO-CHEV FTX

Top Speed:	120 mph	Acc/Decc:	10/40
Crew:	1	Range:	400mi
Passengers:	3	Cargo:	5000KG
Maneuver:	0	SDP:	40
SP:	15	Type:	pickup
Mass:	3000kg	Cost:	41,000EB

A full sized pickup from Toyochev, equally at home on the work site or out on the town.

SPECIAL EQUIPMENT: security system, audio entertainment suite, off-road capable,




VOLKSRAD TRUCCAR

Top Speed:	120 mph	Acc/Decc:	25/30
Crew:	1	Range:	280mi
Passengers:	1	Cargo:	800KG
Maneuver:	+1	SDP:	55
SP:	10	Type:	SUV
Mass:	1900kg	Cost:	39,500EB

A light weight sportscar, truck hybrid, popular with Baja racers due to its aerodynamics and off-road suspension.

SPECIAL EQUIPMENT: crash control system, full audio entertainment suite, security system, 4-wheel drive, off-road capable



FORD "WILLY" (from NCPD sourcebook)

Top Speed:	120mph	Acc/Decc:	15/20
Crew:	1	Range:	275mi
Passengers:	1	Cargo:	350kg
Maneuver:	+1	SDP:	40
SP:	20	Type:	car
Mass:	3.4tons	Cost:	32,000EB

This is the civilian version of the modified pickup truck police use for their forensics investigators and coroners.

SPECIAL EQUIPMENT: stereo.




FORD BORREGO

Top Speed:	120 mph	Acc/Decc:	20/50
Crew:	1	Range:	350mi
Passengers:	1	Cargo:	1800KG
Maneuver:	+2	SDP:	80
SP:	10	Type:	truck
Mass:	2200kg	Cost:	36,000EB

Ford moves keeps the competition with Mitsubishi going strong with their latest shortbed sport truck.

SPECIAL EQUIPMENT: crash control system, full audio entertainment suite, security system, 6-wheel drive, off-road capable, cybernetic linkage,



TOYOICHEV BAHARA

Top Speed:	120 mph	Acc/Decc:	25/30
Crew:	1	Range:	320mi
Passengers:	3	Cargo:	400KG
Maneuver:	+1	SDP:	55
SP:	10	Type:	SUV
Mass:	1900kg	Cost:	31,500EB

Toyotachev's Bahara is in direct competition with the Volkssrad Truccar, and performs almost identically.

SPECIAL EQUIPMENT: crash control system, full audio entertainment suite, security system, 4-wheel drive, off-road capable



MITSUBISHI JITTERBUG

Top Speed:	120 mph	Acc/Decc:	15/40
Crew:	1	Range:	420mi
Passengers:	5	Cargo:	3000KG
Maneuver:	+1	SDP:	80
SP:	10	Type:	VAN
Mass:	2400kg	Cost:	39,750EB

A simple minivan from Mitsubishi.

SPECIAL EQUIPMENT: audio entertainment suite, crash control, GPS



GMI MAYA

Top Speed:	120mph	Acc/Decc:	25/45
Crew:	1	Range:	250mi
Passengers:	3	Cargo:	500KG
Maneuver:	-2	SDP:	85
SP:	15	Type:	truck
Mass:	3950kg	Cost:	80,000EB

GMI is one of the few manufacturers willing to invest in the manufacture of a factory line monster truck, so far sales have been negligible, but the vehicle has managed to build up a lot of momentum in the market.


SPECIAL EQUIPMENT: crash control system, full audio entertainment suite, security system, 4-wheel drive, off-road capable

GMI FQX

Top Speed:	120 mph	Acc/Decc:	25/30
Crew:	1	Range:	350mi
Passengers:	3	Cargo:	500KG
Maneuver:	+2	SDP:	80
SP:	20	Type:	car
Mass:	2700kg	Cost:	42,000EB

Advertised as being nearly impossible to roll over due to its low center of gravity and insane traction. The FQX from GMI is heavily favored in Baja and off-road racing events.

SPECIAL EQUIPMENT: off-road capable, audio entertainment suite, 4-wheel drive, security system, GPS, long range radio



MISTUBISHI SANDRAIL (From NCPD sourcebook)

Top Speed:	120mph	Acc/Decc:	28/38
Crew:	1	Range:	240mi
Passengers:	2	Cargo:	200kg
Maneuver:	0	SDP:	40
SP:	15	Type:	car
Mass:	1.1tons	Cost:	38,000EB

This is the civilian version of the Police coastal patrol vehicle.

SPECIAL EQUIPMENT: radio, GPS, off-road capable



TOYO CHEV POWERWAG

Top Speed:	120 mph	Acc/Decc:	10/40
Crew:	1	Range:	350mi
Passengers:	1	Cargo:	800KG
Maneuver:	-1	SDP:	50
SP:	20	Type:	TRUCK
Mass:	2300kg	Cost:	37,500EB

A simple pick-up with plenty of horsepower.

SPECIAL EQUIPMENT: off-road capable, audio entertainment suite, 4-wheel drive,



HONDA AVARRO

Top Speed:	120 mph	Acc/Decc:	25/40
Crew:	1	Range:	350mi
Passengers:	1	Cargo:	3000KG
Maneuver:	0	SDP:	50
SP:	10	Type:	car
Mass:	2300kg	Cost:	38,000EB

A rather stylish pickup from Honda.

SPECIAL EQUIPMENT: crash control system, full audio entertainment suite, security system,



GAZ-LADA KXV

Top Speed:	120mph	Acc/Decc:	10/40
Crew:	1	Range:	300mi
Passengers:	4	Cargo:	1000KG
Maneuver:	-1	SDP:	60
SP:	30	Type:	car
Mass:	3600kg	Cost:	90,575EB

A heavily armored luxury SUV popular with the corporate crowd all over the world. It features respectable performance, especially for a vehicle so heavy.

SPECIAL EQUIPMENT: military radio, full audio entertainment suite, crash control system, self seal, 1 hour independent air supply, GPS, security system,



TOYO CHEV ORIN

Top Speed:	120mph	Acc/Decc:	25/40
Crew:	1	Range:	350mi
Passengers:	2	Cargo:	1200KG
Maneuver:	0	SDP:	50
SP:	10	Type:	car
Mass:	2100kg	Cost:	41,000EB

This retro styled pickup is becoming extremely popular with anyone who thinks a truck should be more than just a work vehicle. For a limited time only it comes with a free Scubatics Submersled.

SPECIAL EQUIPMENT: crash control system, full audio entertainment suite, security system,

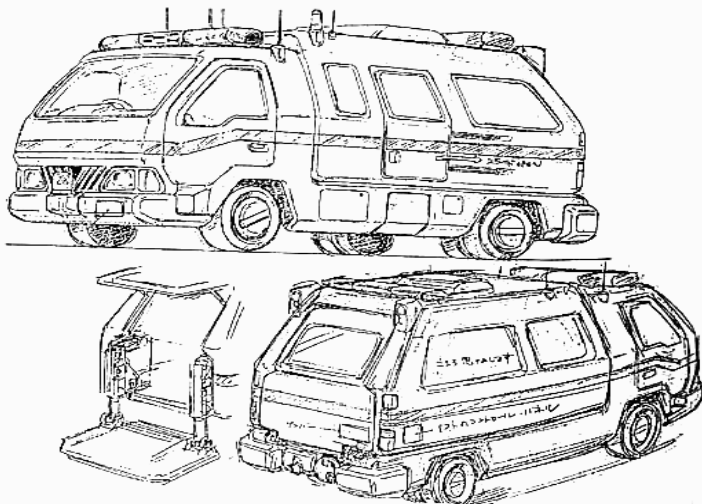


FORD WINDHAWK

Top Speed:	120 mph	Acc/Decc:	20/40
Crew:	1	Range:	400mi
Passengers:	4	Cargo:	2000KG
Maneuver:	-1	SDP:	60
SP:	10	Type:	car
Mass:	3500kg	Cost:	48,000EB

An extended bed “dooly” SUV. It actually has become a fairly popular vehicle among first responders and emergency personnel in areas prone to harsh environments and less than ideal conditions.

SPECIAL EQUIPMENT: crash control system, 4-wheel drive, off-road capable



GMI THUNDERWAGON

Top Speed:	120 mph	Acc/Decc:	25/45
Crew:	1	Range:	320mi
Passengers:	4 (6)	Cargo:	2000KG
Maneuver:	-1	SDP:	55
SP:	20	Type:	car
Mass:	3000kg	Cost:	42,000EB

Originally this van was designed as an ambulance for high risk areas, such as the Combat Zone, and ground restricted Trauma Team crews. However it has found popularity in the nomad community as well and now it available in two versions the standard compartmentalized ambulance version, and a regular bench seat van version. Both versions feature an armored and reinforced body, and armored glass (SP:15).

SPECIAL EQUIPMENT: crash control system, radio, 4-wheel drive, GPS,



BRENNAN VOYAGER

Top Speed:	120 mph	Acc/Decc:	15/40
Crew:	1	Range:	400mi
Passengers:	6	Cargo:	1000KG
Maneuver:	-2	SDP:	50
SP:	10	Type:	car
Mass:	29000kg	Cost:	49,750EB

This is really more of a luxury experience than a van, but its priced for families. Also a popular corporate vehicle.

SPECIAL EQUIPMENT: crash control system, full audio/visual entertainment suite, security system, GPS, security system.



N.A.A.W. HDT

Top Speed:	120mph	Acc/Decc:	20/40
Crew:	1	Range:	300mi
Passengers:	1	Cargo:	1250KG
Maneuver:	-1	SDP:	55
SP:	15	Type:	car
Mass:	2800kg	Cost:	35,550EB

The HDT is a surprisingly well respected truck from NAAW as fully a t home on the streets as on even the worst back roads and rough terrain. I’s short bed design limits its cargo capacity somewhat, but that hasn’t stopped it from being one of NAAW’s most popular products.

SPECIAL EQUIPMENT: crash control system, 4-wheel drive, off-road capable



GMI TERRADYNE

Top Speed:	120mph	Acc/Decc:	20/40
Crew:	1	Range:	350mi
Passengers:	3	Cargo:	2000KG
Maneuver:	-1	SDP:	50
SP:	10	Type:	car
Mass:	2900kg	Cost:	37,000EB

The Terradyne is a full sized extended cab with the power for any job and enough style to keep anyone from mistaking you for a bumpkin.

SPECIAL EQUIPMENT: crash control system, 4-wheel drive, off-road capable




FORD F-650 MONSTROSITY

Top Speed:	120 mph	Acc/Decc:	20/45
Crew:	1	Range:	400mi
Passengers:	8	Cargo:	1000KG
Maneuver:	-2	SDP:	60
SP:	20	Type:	car
Mass:	3300kg	Cost:	82,000EB

This enormous stretch SUV was originally designed as a luxury limousine, but was deemed to ugly and sold very very poorly in that regard. So the vehicle was retooled as an emergency response vehicle or as a touring vehicle in high conflict areas. It has also seen some use as something of an APC with some police departments.

SPECIAL EQUIPMENT: military radio, crash control system, GPS, security system,



BMW COLUMBUS

Top Speed:	mph	Acc/Decc:	15/40
Crew:	1	Range:	350mi
Passengers:	7	Cargo:	800KG
Maneuver:	-2	SDP:	50
SP:	10	Type:	car
Mass:	3000kg	Cost:	65,000EB

The Columbus is a highly stylish and comfortable full sized van originally designed for families, the features swivel seats all around, so the family can interact with each other. Because of this, it has also become popular with corporations as sort of a mobile boardroom. The driver and the two passengers behind him sit in an elevated position, allowing him to drive without being distracted.

SPECIAL EQUIPMENT: crash control system, GPS, security system, audio/visual entertainment system



GMI RUQIE

Top Speed:	120 mph	Acc/Decc:	15/40
Crew:	1	Range:	250mi
Passengers:	3	Cargo:	600KG
Maneuver:	+1	SDP:	50
SP:	10	Type:	car
Mass:	2100kg	Cost:	32,600EB

The newest Jeep, a bit sportier styling than expected from Jeep, whose vehicles usually look purely utilitary.

SPECIAL EQUIPMENT: crash control system, 4-wheel drive, off-road capable



CADILLAC VIZ-1

Top Speed:	120mph	Acc/Decc:	20/40
Crew:	1	Range:	325mi
Passengers:	4	Cargo:	800KG
Maneuver:	0	SDP:	60
SP:	10	Type:	car
Mass:	2800kg	Cost:	45,000EB

Cadillac style and grace make this luxury SUV more than just a vehicle, it is a status symbol, and reflects your success.

SPECIAL EQUIPMENT: crash control system, GPS, security system, audio/visual entertainment system



MITSUBISHI SULU

Top Speed:	130 mph	Acc/Decc:	15/45
Crew:	1	Range:	400mi
Passengers:	4	Cargo:	3000KG
Maneuver:	+1	SDP:	100
SP:	20	Type:	car
Mass:	2800kg	Cost:	42,750EB

For the first time in history a Japanese manufacturer has the lead selling pick up in the world. This is due to the Sulu and its beautiful styling. But looks aren't everything, the Sulu is also the best performing truck on the market.

SPECIAL EQUIPMENT: crash control system, full audio entertainment suite, security system, 4-wheel drive, off-road capable, cybernetic linkage



GMI WARTHOG

Top Speed:	130mph	Acc/Decc:	25/45
Crew:	1	Range:	270mi
Passengers:	3	Cargo:	500KG
Maneuver:	+2	SDP:	90
SP:	30	Type:	Jeep
Mass:	1.5 tons	Cost:	39,750eb

The civilian version of the Military Warthog has become incredibly popular, even with its high price tag.

SPECIAL EQUIPMENT: military radio, off-road suspension, GPS, satellite link, puncture proof tires. power winch, full audio entertainment suite, phone,

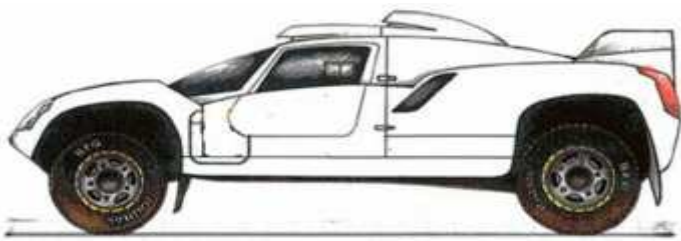


GMI COMBAT

Top Speed:	120 mph	Acc/Decc:	25/45
Crew:	1	Range:	300mi
Passengers:	4/7	Cargo:	1000KG
Maneuver:	0	SDP:	60
SP:	30	Type:	car
Mass:	3300kg	Cost:	110,000EB

It's amazing a vehicle this heavily armored and reinforced can even move, much less with the impressive performance this beat can achieve. The GMI Combat is a well protected truck designed originally for police and military work, but has found popularity among high profile celebrities and VIP's. It features bullet proof armor glass and self sealing/reinflating run flat tires. Available in either extended cab or SUV models.

SPECIAL EQUIPMENT: military radio, full audio entertainment suite, crash control system, self seal, 1 hour independent air supply, GPS, security system,



FORD DAKTARI

Top Speed:	140 mph	Acc/Decc:	25/40
Crew:	1	Range:	380mi
Passengers:	3	Cargo:	2,000KG
Maneuver:	-1	SDP:	80
SP:	20	Type:	truck
Mass:	3200kg	Cost:	47,000EB

A mean and fast SUV with obvious Baja styling and commendable performance.

SPECIAL EQUIPMENT: crash control system, full audio entertainment suite, security system, 4-wheel drive, off-road capable



LAMBO-FIAT FYTA

Top Speed:	150mph	Acc/Decc:	25/45
Crew:	1	Range:	250mi
Passengers:	1	Cargo:	400KG
Maneuver:	+1	SDP:	50
SP:	10	Type:	car
Mass:	1900kg	Cost:	74,000EB

This fully off-road capable sports buggy is the Italian answer to summer fun at the beach.

SPECIAL EQUIPMENT: military radio, off-road suspension, GPS, satellite link, puncture proof tires. power winch, full audio entertainment suite, phone,



MITSUBISHI HELLWING

Top Speed:	140 mph	Acc/Decc:	28/40
Crew:	1	Range:	300mi
Passengers:	4	Cargo:	3000KG
Maneuver:	+1	SDP:	60
SP:	20	Type:	van
Mass:	3900kg	Cost:	64,750EB

This is one of the most dynamic and exciting Vans we have seen since the 1970's. The interior is huge, fully loaded, and the execution is simple nightmare inducing. Popular with nomads, urban youth, and muscle enthusiasts.

SPECIAL EQUIPMENT: full audio/visual entertainment suite, couch and table/king size bed, bar, fridge, microwave, sink, digital display, leather upholstery, plush carpet, 3 larger underbench storage areas.



IMPERIAL METROPOLITAN CABALLERO

Top Speed:	150mph	Acc/Decc:	25/40
Crew:	1	Range:	300mi
Passengers:	1	Cargo:	800KG
Maneuver:	0	SDP:	50
SP:	10	Type:	car
Mass:	kg	Cost:	42,000EB

It's rare that a manufacture purpose builds a loe-rider pickup truck, as it really kind of defeats it's own purpose. However IMP is always about pushing boundaries of form regardless of function.

SPECIAL EQUIPMENT: crash control, audio entertainment suite, security system



VOLKSRAD/AUDI WRC-6

Top Speed:	150 mph	Acc/Decc:	25/35
Crew:	1	Range:	320mi
Passengers:	1	Cargo:	300KG
Maneuver:	+2	SDP:	40
SP:	10	Type:	car
Mass:	1900kg	Cost:	65,000EB

Even Volkswrad is getting into the Baja style vehicle market, and dominating it utterly with this car from their Audi division.

SPECIAL EQUIPMENT: full audio entertainment suite, 4-wheel drive, off-road capable, security system, crash control, GPS, Long range radio.



TOYOACHEV RALLY

Top Speed:	160mph	Acc/Decc:	30/40
Crew:	1	Range:	300mi
Passengers:	2	Cargo:	500KG
Maneuver:	+2	SDP:	50
SP:	10	Type:	car
Mass:	1850kg	Cost:	58,000EB

The Rally is Toyochev's answer to the Mitsubishi RSC, and features nearly identical performance and specs.

SPECIAL EQUIPMENT: crash control system, full audio entertainment suite, security system, 4-wheel drive, off-road capable



TOYOACHEV COLORADO

Top Speed:	160mph	Acc/Decc:	20/40
Crew:	1	Range:	350mi
Passengers:	3	Cargo:	2000KG
Maneuver:	-1	SDP:	60
SP:	10	Type:	car
Mass:	3100kg	Cost:	48,000EB

A fast and powerful full sized truck. Rugged, yet sleek.

SPECIAL EQUIPMENT: crash control system, full audio entertainment suite, security system, 4-wheel drive, off-road capable,



MITSUBISHI RSC

Top Speed:	160 mph	Acc/Decc:	28/45
Crew:	1	Range:	350mi
Passengers:	3	Cargo:	800KG
Maneuver:	+2	SDP:	55
SP:	10	Type:	SUV
Mass:	1900kg	Cost:	59,500EB

Never one to be left out, Mitsubishi releases its own Baja style car, and the competition trembles.

SPECIAL EQUIPMENT: crash control system, full audio entertainment suite, security system, 4-wheel drive, off-road capable




CITROEN TARANIS

Top Speed:	160mph	Acc/Decc:	25/45
Crew:	1	Range:	300mi
Passengers:	1	Cargo:	300KG
Maneuver:	+1	SDP:	50
SP:	10	Type:	car
Mass:	2300kg	Cost:	135,000EB

The Citroen Taranis represents a new breed of off-road vehicle. It's independent 4-wheel drive suspension makes use of self adjusting arms, keeping the vehicle stable on uneven terrain, and allows for a tighter turning radius than would otherwise be possible in a vehicle this length. It can raise or lower itself depending on speed and terrain, and at its shortest height (shown) its center of gravity is low and centered, making it very hard to tip... in fact if the vehicle does begin to tip, it will right itself by raising the outside arms to further offset the overbalance and prevent roll-over.

SPECIAL EQUIPMENT: crash control system, full audio entertainment suite, security system, 4-wheel independent drive, off-road capable, Cyberlink



MITSUBISHI ANUBIS

Top Speed:	170 mph	Acc/Decc:	28/45
Crew:	1	Range:	300mi
Passengers:	1	Cargo:	1000KG
Maneuver:	0	SDP:	55
SP:	10	Type:	car
Mass:	2750kg	Cost:	66,000EB

Sleek, stylish, intimidating, and fast, this concept truck was never intended for general production, but the public reaction to it was so great, that Mitsubishi put it on the market, where it has met with much success.

SPECIAL EQUIPMENT: crash control system, full audio entertainment suite, security system, 4-wheel drive, off-road capable, optional cyberlink




LAMBO/FIAT MONGREL-C

Top Speed:	180 mph	Acc/Decc:	28/45
Crew:	1	Range:	200mi
Passengers:	1	Cargo:	1000KG
Maneuver:	0	SDP:	65
SP:	25	Type:	car
Mass:	3200kg	Cost:	135,000EB

This is the civilian version of the Lambo-Skoda Mongrel, the military highway fast attack vehicle designed by the best minds in Italian performance and Czech armor. Nomads drool over this vehicle, though it is far far out of the price range of but but the very wealthy.

SPECIAL EQUIPMENT: crash control system, full audio entertainment suite, security system, 4-wheel drive, off-road capable, Cyberlink

COMMERCIAL VEHICLES AND HEAVY EQUIPMENT


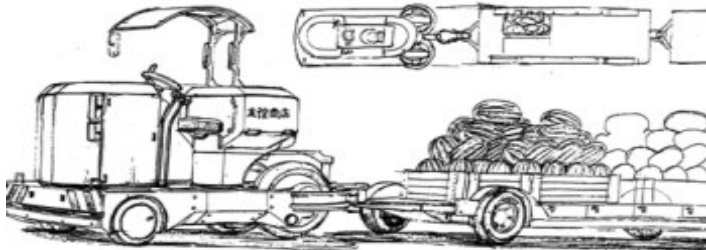


TETRACORP MADCAT

Top Speed:	10 mph	Acc/Decc:	5/10
Crew:	1	Range:	200mi
Passengers:	0	Cargo:	0KG
Maneuver:	-1	SDP:	85
SP:	20	Type:	HEAVY
Mass:	5TONS	Cost:	38,000EB

An all purpose tracked vehicle, with interchangeable devices for a variety of jobs, from gougers, to shovels, claws, forklifts, etc..... The perfect tool for your construction or agricorp needs. A few of these and you will have everything you need to get the job done.

SPECIAL EQUIPMENT: none




TETRACORP JOHNNY

Top Speed:	20 mph	Acc/Decc:	5/10
Crew:	1	Range:	200mi
Passengers:	0	Cargo:	15000KG
Maneuver:	-1	SDP:	45
SP:	20	Type:	TRACTOR
Mass:	1500kg	Cost:	8,000EB

A common sight at airports pulling luggage carts, agricorps and markets hauling produce carts, or anywhere else where there is a need for transporting large amounts short distances.

SPECIAL EQUIPMENT: none

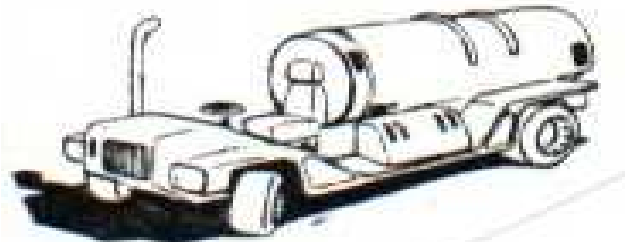


TETRACORP LONGARM

Top Speed:	25 mph	Acc/Decc:	10/20
Crew:	1	Range:	100mi
Passengers:	0	Cargo:	0KG
Maneuver:	-3	SDP:	80
SP:	40	Type:	car
Mass:	40tons	Cost:	420,000EB

The Longarm is exactly what it looks like, with an extending 50m arm for the crane, the end of which can be fitted with a scoop, wrecking ball, or hook.

SPECIAL EQUIPMENT: none




TETRACORP SAUSAGE

Top Speed:	40 mph	Acc/Decc:	5/20
Crew:	1	Range:	50mi
Passengers:	0	Cargo:	8,000KG (LIQUID)
Maneuver:	-2	SDP:	50
SP:	5	Type:	truck
Mass:	8tons	Cost:	52,000EB

A common refueling truck, seen most often at airports.

SPECIAL EQUIPMENT: none




TETRACORP GREASEPIT

Top Speed:	50 mph	Acc/Decc:	10/20
Crew:	1	Range:	300mi
Passengers:	0	Cargo:	34,000KG
Maneuver:	-3	SDP:	65
SP:	20	Type:	TRUCK
Mass:	22 TONS	Cost:	308,000EB

A mobile machine shop, originally designed for and favored by construction crews to repair equipment, the Greasepit has become extremely popular with both pit crews for touring race teams and the larger nomad families for repairing their vehicles on the move.

SPECIAL EQUIPMENT: full machine shop



GMI ROLLING RESTAURANT

Top Speed:	60 mph	Acc/Decc:	5/30
Crew:	1	Range:	330mi
Passengers:	1	Cargo:	4000KG
Maneuver:	-2	SDP:	70
SP:	20	Type:	TRUCK
Mass:	5TONS	Cost:	265,00EB

The next step in job site catering, this vehicle features a full kitchen, with an unfolding side panel that doubles as an eating area. The drivers compartment lifts up and a vending machine slides forward. Seen at construction sites and street fairs with increasing frequency, the vehicle features 4-wheel steering to allow it to maneuver into even the tightest of areas, and is even somewhat off-road capable. Nomads as well as vendors prize this vehicle for its ability to feed up to 200 people without before needing to be restocked.

SPECIAL EQUIPMENT: Full restaurant kitchen, Freezer, refrigerator, radio,

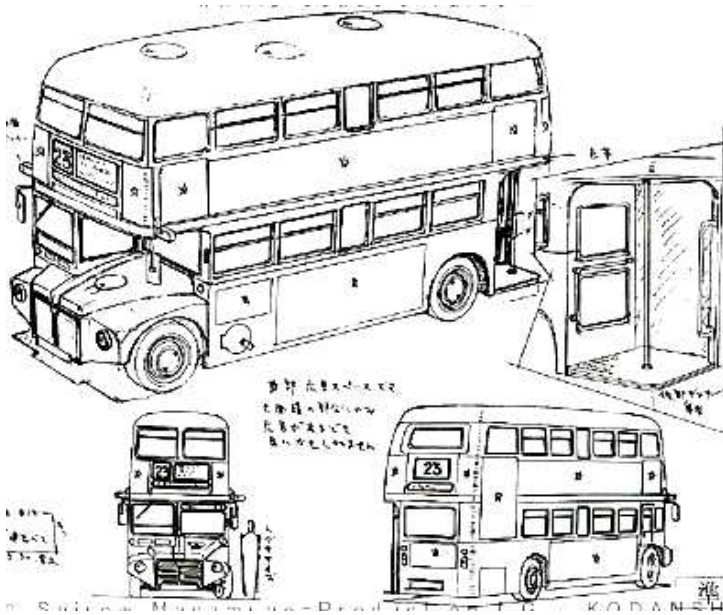


SCION TECH CT-108

Top Speed:	60 mph	Acc/Decc:	10/40
Crew:	1	Range:	360mi
Passengers:	20	Cargo:	0KG
Maneuver:	-1	SDP:	60
SP:	20	Type:	car
Mass:	6 TONS	Cost:	65,000EB

A small city bus, the appealing feature of this vehicle is that the driver sits in his own pod, and never comes in direct contact with the passengers. There is an alarm button for emergencies and the driver also has a monitor attached to a camera which views the passengers. Fare is paid via a buscard, which a passenger must insert into a slot before the revolving door will allow them on. These cards are bought at 20eb a month, and have unlimited mileage (although the buses do not travel outside the city) for that month.

SPECIAL EQUIPMENT: none



TETRACORP DDB-2015

Top Speed:	70 mph	Acc/Decc:	15/40
Crew:	1	Range:	500mi
Passengers:	52	Cargo:	8,000KG
Maneuver:	-3	SDP:	70
SP:	50	Type:	BUS
Mass:	15tons	Cost:	124,000EB

The tour industry isn't dead, and these old style double decker buses are the proof of that. Popular and common all over Europe and Asia, as well as a few cities in America, South America, Canada, and Australia.

SPECIAL EQUIPMENT: radio, audio entertainment.



HONDA SHUTTLE

Top Speed:	80 mph	Acc/Decc:	10/20
Crew:	1	Range:	300mi
Passengers:	20	Cargo:	10,000KG
Maneuver:	-2	SDP:	65
SP:	10	Type:	TRUCK
Mass:	12 TONS	Cost:	88,000EB

A simple shuttle, used by many hotels, airports, and tour groups.

SPECIAL EQUIPMENT: radio, audio entertainment




GAZ-LADA KAMMAL

Top Speed:	80 mph	Acc/Decc:	10/40
Crew:	1	Range:	350mi
Passengers:	3	Cargo:	19000KG
Maneuver:	-1	SDP:	75
SP:	40	Type:	TRUCK
Mass:	14TONS	Cost:	160,500EB

Sometimes cargo and personnel have to get to even the most remote, inhospitable locations. The Gaz-lada can handle any terrain, any weather condition, and any obstacle. The storage compartment is modular, and can be equipped for either cargo, habitat, or transport.

SPECIAL EQUIPMENT: 4WD, Off-road capable, gps, crash control system, audio entertainment suite, floodlights, crash bar




NAAW PUMP TRUCK

Top Speed:	80 mph	Acc/Decc:	10/20
Crew:	1	Range:	280mi
Passengers:	2	Cargo:	600KG
Maneuver:	-2	SDP:	60
SP:	15	Type:	truck
Mass:	2.2tons	Cost:	89,000EB

Originally designed specifically to drain or fill pools, ponds, the vehicle has become incredibly popular with nomads who will often them as a means of quickly refilling their water supplies. Raffin Shiv have been capturing them and using them to drain the fuel tanks of gas stations.

SPECIAL EQUIPMENT: High Power Water pump/filtration system, long range radio, 50 gallon reserve tank.




CADENCE ROAD PALACE

Top Speed:	80 mph	Acc/Decc:	10/30
Crew:	1	Range:	700mi
Passengers:	11	Cargo:	10,000KG
Maneuver:	-3	SDP:	80
SP:	50	Type:	TRUCK
Mass:	17TONS	Cost:	675,000EB

The largest most luxurious RV ever built. The Road Palace is exactly what the name implies. Filled with every option and luxury you can imagine, this vehicle truly sets Cadence apart.

SPECIAL EQUIPMENT: if you can afford to buy it, they will outfit it with anything you want.



NISSAN TUG

Top Speed:	80 mph	Acc/Decc:	10/30
Crew:	1	Range:	250mi
Passengers:	1	Cargo:	10,000KG
Maneuver:	-1	SDP:	60
SP:	20	Type:	truck
Mass:	6tons	Cost:	39,000EB

The Nissan Tug serves a variety of uses. In its most basic version it is simply a very large pickup truck, however it can also be fitted for tow truck duty, delivery van, or even as a light tractor rig.

SPECIAL EQUIPMENT: none



BRENNAN FIFTH-RAIL

Top Speed:	80 mph	Acc/Decc:	10/40
Crew:	1	Range:	450mi
Passengers:	1	Cargo:	80pass. or 40,000KG
Maneuver:	-1	SDP:	90
SP:	20	Type:	truck/bus
Mass:	23 tons	Cost:	152,000EB

A new concept in both passenger transport and cargo hauling. Most buses are about as maneuverable as an aircraft carrier, no longer is this true. The innovative cab of this truck actually attaches to the trailer for increased aerodynamics and fluidity.

The base of the cab, where the engine and wheels are stored then unlock, and swivel independently from the cab. The rear wheels of the trailer also rotate via computer controlled interface allowing for unheard of turning radius in a vehicle this size. The passenger trailer is double stacked to accommodate 80 passengers in comfort and safety, while the cargo trailer can haul up to 40,000 kilograms of goods. When disengaged from the trailer the truck itself locks back into place and drives normally. It takes some getting use too to drive this vehicle, but its advantages are apparent in any urban environment.

SPECIAL EQUIPMENT: Radio, audio entertainment suite, GPS, crash control, Passenger trailer: the back of each seat is equipped with a basic dataterm, there are also 2 bathrooms and 4 food and beverage vending machines.




CITROEN SOLDIER

Top Speed:	80 mph	Acc/Decc:	10/30
Crew:	1	Range:	400mi
Passengers:	1	Cargo:	20,000KG
Maneuver:	-3	SDP:	65
SP:	10	Type:	truck
Mass:	8 tons	Cost:	85,000EB

The Soldier is standard flatbed hauler used throughout the world.

SPECIAL EQUIPMENT: none



TETRACORP DR40

Top Speed:	80 mph	Acc/Decc:	10/25
Crew:	1	Range:	450mi
Passengers:	1	Cargo:	40,000KG (TRAILER)
Maneuver:	-2	SDP:	70
SP:	40	Type:	truck
Mass:	25tons	Cost:	78,000EB

The DR40 is a large cargo truck. Its also available equipped for use as a bus. Whether you are hauling people or cargo, the DR40 will get it there.

SPECIAL EQUIPMENT: long range radio, audio entertainment system,




GAZ-LADA MAZPER

Top Speed:	80 mph	Acc/Decc:	10/30
Crew:	1	Range:	400mi
Passengers:	1	Cargo:	20,000KG
Maneuver:	-2	SDP:	60
SP:	10	Type:	truck
Mass:	8 tons	Cost:	83,000EB

A simple light cargo truck.

SPECIAL EQUIPMENT: none

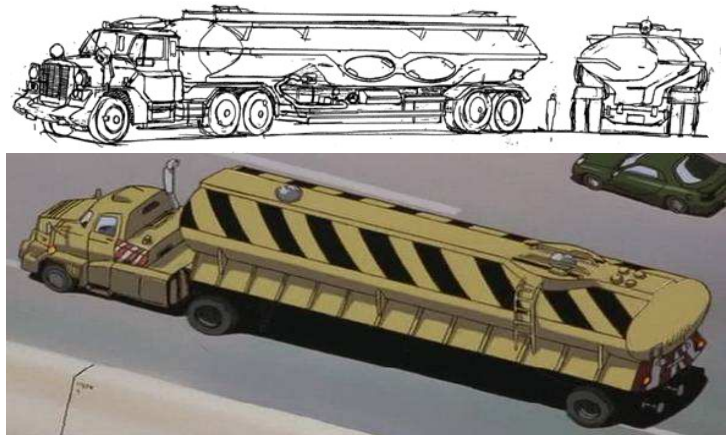


GMI RCF-45

Top Speed:	80 mph	Acc/Decc:	10/40
Crew:	1	Range:	350mi
Passengers:	3	Cargo:	9000KG
Maneuver:	-2	SDP:	65
SP:	40	Type:	TRUCK
Mass:	11TONS	Cost:	265,500EB

A simple Garbage truck, the only unique feature being its storage hold for a heavy lift full conversion (there are about 25 of these borgs working for the city currently, these are not true borgs as they have no human brain. Instead they are equipped with simple AI's designed to follow specific orders.)

SPECIAL EQUIPMENT: crash control system, audio entertainment suite, trash compactor




HONDA BLOAT

Top Speed:	80 mph	Acc/Decc:	10/30
Crew:	1	Range:	500mi
Passengers:	1	Cargo:	50,000KG trailer
Maneuver:	-1	SDP:	75
SP:	25	Type:	TRUCK
Mass:	11TONS	Cost:	62,000EB

A heavy rig, most commonly used to transport fuel.

SPECIAL EQUIPMENT: radar, radar detector, long range radio, onboard computer, audio entertainment system,



FORD VACATIONEER

Top Speed:	80 mph	Acc/Decc:	15/40
Crew:	1	Range:	420mi
Passengers:	6	Cargo:	5200KG
Maneuver:	-3	SDP:	70
SP:	20	Type:	RV
Mass:	8 tons	Cost:	145,000EB

A full sized extremely comfortable RV, perfect for family trips, or even as a first home if life on the road is to your liking.

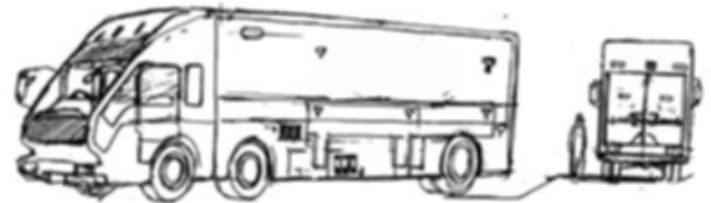
SPECIAL EQUIPMENT: crash control system, full audio/visual entertainment suite, satellite uplink, security system, GPS, phone, seat massagers, digital dash w/ optional HUD, cybernetic linkage, master bedroom, half/bathroom, kitchenette, and sleeping space for an additional 5

HONDA DCR-450

Top Speed:	80 mph	Acc/Decc:	10/40
Crew:	1	Range:	300mi
Passengers:	1	Cargo:	7000KG
Maneuver:	-2	SDP:	70
SP:	40	Type:	TRUCK
Mass:	3TONS	Cost:	60,00EB

A common delivery/cargo truck used by many companies large and small.

SPECIAL EQUIPMENT: crash control system, audio entertainment suite,



TETRACORP MOFFICE

Top Speed:	100 mph	Acc/Decc:	10/30
Crew:	1	Range:	700mi
Passengers:	UP TO 12	Cargo:	20,000KG
Maneuver:	-3	SDP:	80
SP:	40	Type:	TRUCK
Mass:	11TONS	Cost:	125,000EB

Designed specifically to act as a mobile office for construction sites and corporations, it has since been opted for both RV's and tour buses.

SPECIAL EQUIPMENT: depends on model chosen



CITROEN FLOAT

Top Speed:	80 mph	Acc/Decc:	10/40
Crew:	1	Range:	450mi
Passengers:	30	Cargo:	0KG
Maneuver:	0	SDP:	80
SP:	20	Type:	bus
Mass:	12 tons	Cost:	112,000EB

A popular people mover in most urban sprawls.

SPECIAL EQUIPMENT: none

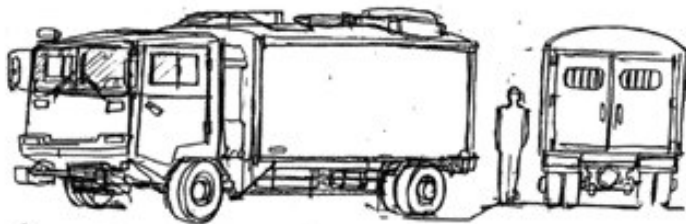


GMI TUBBY

Top Speed:	80 mph	Acc/Decc:	10/40
Crew:	1	Range:	330mi
Passengers:	2	Cargo:	4000KG
Maneuver:	-2	SDP:	65
SP:	40	Type:	TRUCK
Mass:	3TONS	Cost:	65,00EB

The GMI Tubby is the 2020 version of the venerable bread truck, used mostly as a delivery and cargo vehicle.

SPECIAL EQUIPMENT: none




IMPERIAL METROPOLITAN SHAMUS

Top Speed:	80 mph	Acc/Decc:	10/30
Crew:	1	Range:	400mi
Passengers:	1	Cargo:	6000KG
Maneuver:	-2	SDP:	70
SP:	60	Type:	TRUCK
Mass:	4 TONS	Cost:	110,000EB

A heavy transport truck, used as an armored car by many banks and also as a drunk wagon by many police forces.

SPECIAL EQUIPMENT: long range radio, phone, audio entertainment system, nav computer, crash control,



HONDA WASTE MANAGEMENT VEHICLE

Top Speed:	80 mph	Acc/Decc:	10/40
Crew:	1	Range:	350mi
Passengers:	3	Cargo:	9000KG
Maneuver:	-2	SDP:	65
SP:	40	Type:	TRUCK
Mass:	10TONS	Cost:	215,000EB

A garbage truck common in Asia, Europe, and America.

SPECIAL EQUIPMENT: crash control system, audio entertainment suite, trash compactor



MACK ST 180

Top Speed:	80 mph	Acc/Decc:	10/35
Crew:	1	Range:	300mi
Passengers:	1	Cargo:	10,000KG
Maneuver:	-2	SDP:	65
SP:	30	Type:	truck
Mass:	7tons	Cost:	64,000EB

A simple transport/cargo truck from Mack. Some countries have even bought this vehicle for use as a military transport due to its off-road capability. Very popular with nomads.

SPECIAL EQUIPMENT: off-road capable, full audio entertainment system,




CADENCE HOMEAWAY

Top Speed:	90 mph	Acc/Decc:	10/40
Crew:	1	Range:	330mi
Passengers:	8	Cargo:	4000KG
Maneuver:	-3	SDP:	70
SP:	20	Type:	TRUCK
Mass:	9TONS	Cost:	165,00EB

The motor home/tour bus of the modern age, crammed with all the available options and all the luxury befitting the cadence name. To maximize space and utility, a large sun deck has been built onto the roof. Never leave home again, instead, take it with you.

SPECIAL EQUIPMENT: radar, radar detector, long range radio, satellite link and full onboard computer, phone, full audio/visual entertainment system, security system, nav computer, crash control, kitchen, bed, fold out bunk x4 toilet, cybernetic linkage




TOYO CHEV TROJAN

Top Speed:	100 mph	Acc/Decc:	10/30
Crew:	1	Range:	800mi
Passengers:	UP TO 5	Cargo:	22,000KG
Maneuver:	-2	SDP:	80
SP:	40	Type:	TRUCK
Mass:	10TONS	Cost:	140,000EB

A small but extremely attractive recreational vehicle, the perfect vehicle for that long vacation you have been planning on taking. Or you could simply decide to never come home again.

SPECIAL EQUIPMENT: you want it you got it

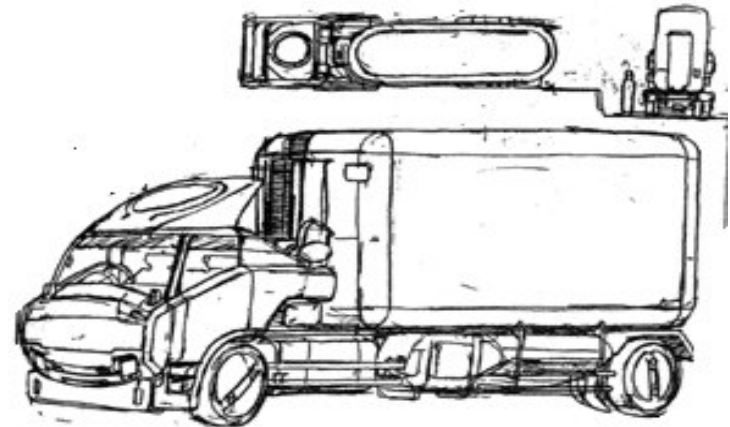


MACK TONKA

Top Speed:	100 mph	Acc/Decc:	15/40
Crew:	1	Range:	400mi
Passengers:	1	Cargo:	30,000KG
Maneuver:	-1	SDP:	65
SP:	40	Type:	truck
Mass:	7tons	Cost:	97,500EB

A medium sized snub-nosed truck with a flat bed trailer, with special locking mechanisms for most sized cargo pods.

SPECIAL EQUIPMENT: radar, radar detector, long range radio, satellite link and onboard computer, phone, audio entertainment system, fold down bunk,



NAAW HUSKY

Top Speed:	100 mph	Acc/Decc:	15/40
Crew:	1	Range:	500mi
Passengers:	1	Cargo:	18,000KG
Maneuver:	-1	SDP:	80
SP:	35	Type:	truck
Mass:	13tons	Cost:	95,500EB

A medium transport rig used primarily for transporting smaller loads and delivery services.

SPECIAL EQUIPMENT: long range radio

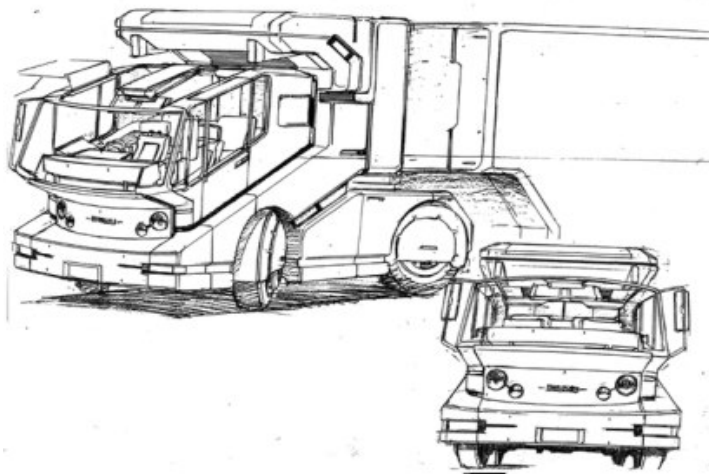


MITSUBISHI TOKATSU

Top Speed:	100 mph	Acc/Decc:	15/40
Crew:	1	Range:	400mi
Passengers:	1	Cargo:	28,000KG (TRAILER)
Maneuver:	-2	SDP:	80
SP:	30	Type:	truck
Mass:	8.9tons	Cost:	85,500EB

A transport rig from Mitsubishi.

SPECIAL EQUIPMENT: radar, radar detector, long range radio, satellite link and onboard computer, phone, audio entertainment system,



BMW BIGBOY

Top Speed:	100 mph	Acc/Decc:	20/30
Crew:	1	Range:	980mi
Passengers:	1	Cargo:	36,000KG trailer
Maneuver:	-1	SDP:	80
SP:	30	Type:	truck
Mass:	10.8tons	Cost:	75,600EB

BMW's heavy long haul truck, the Bigboy is popular with European and American trucking companies, and their exclusive contracts with companies JBHunt ensures the line will make its mark.

SPECIAL EQUIPMENT: radar, radar detector, long range radio, satellite link and onboard computer, phone, audio/visual entertainment system, security system, nav computer, crash control, mini-galley, bed, fold down bunk, toilet,




BMW LIGHTHORSE

Top Speed:	110 mph	Acc/Decc:	10/30
Crew:	1	Range:	750mi
Passengers:	1	Cargo:	36,000KG trailer
Maneuver:	-1	SDP:	70
SP:	20	Type:	truck
Mass:	8.9tons	Cost:	245,600EB

This truck is designed for those corporations who feel that the corporate image extends all the way to their shipping lines.

While not really suited for long hauls, the Lighthouse does however work exceedingly well for cross town cargo hauling. Drivers of this truck rarely want to drive anything else, as its as close to driving a luxury vehicle as you can find in a large mass produced truck.

SPECIAL EQUIPMENT: radar, radar detector, long range radio, satellite link and onboard computer, phone, audio entertainment system, security system, nav computer, crash control,

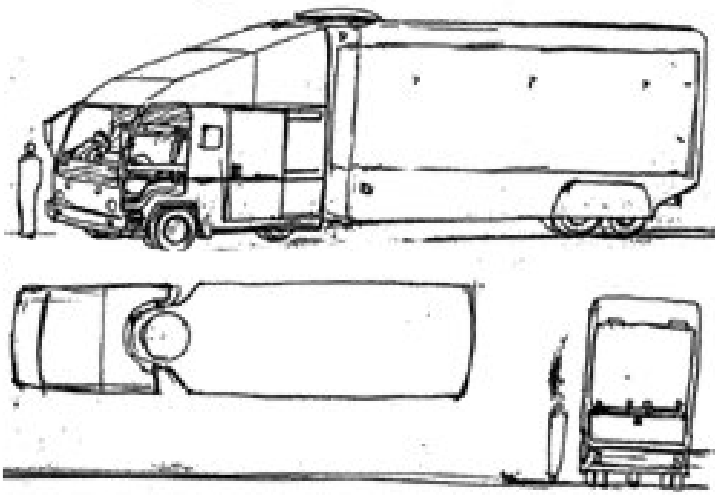


CADENCE TITAN

Top Speed:	100 mph	Acc/Decc:	10/30
Crew:	1	Range:	700mi
Passengers:	UP TO 16	Cargo:	22,000KG
Maneuver:	-2	SDP:	80
SP:	40	Type:	TRUCK
Mass:	12TONS	Cost:	255,000EB

The Titan exists in 2 forms, 1st as a mobile cargo carrier or workstation, 2nd as a touring bus/recreational vehicle. The Titan will be outfitted for whichever model purchased.

SPECIAL EQUIPMENT: depends on model chosen



TOYOACHEV SUPERHEAVY

Top Speed:	100 mph	Acc/Decc:	10/30
Crew:	1	Range:	750mi
Passengers:	UP TO 20	Cargo:	35,000KG
Maneuver:	-1	SDP:	80
SP:	50	Type:	TRUCK
Mass:	26TONS	Cost:	260,000EB

A semi with a non detachable trailer, instead the trailer is specially hinged to allow constant access between the trailer and the cab. In extreme emergencies however the trailer can be separated by explosive bolts. While normally the truck is used for normal cargo transport, they have been customized for use with the military, corporations, and even been turned into a tour bus by musical groups and private citizens.

SPECIAL EQUIPMENT: depends on model chosen




MACK PACHYDERM

Top Speed:	100 mph	Acc/Decc:	15/40
Crew:	1	Range:	500mi
Passengers:	1	Cargo:	40,000KG (TRAILER)
Maneuver:	-2	SDP:	80
SP:	50	Type:	truck
Mass:	15tons	Cost:	124,000EB

Mack's long nose truck, reliable, safe and with enough horsepower to get the cargo to its destination on time.

SPECIAL EQUIPMENT: radar, radar detector, long range radio, satellite link and onboard computer, phone, full audio/visual entertainment system, security system, nav computer, crash control, bed, fold down bunk,




FORD SLOKKER

Top Speed:	100 mph	Acc/Decc:	10/35
Crew:	1	Range:	250mi
Passengers:	1	Cargo:	15,000KG
Maneuver:	-1	SDP:	70
SP:	20	Type:	TRUCK
Mass:	7TONS	Cost:	65,000EB

Most commonly used for deliveries and cargo hauling, the Slokker is a common sight in cities everywhere.

SPECIAL EQUIPMENT: phone, full audio entertainment system, security system, nav computer, cybernetic linkage



HONDA MIDDER

Top Speed:	100 mph	Acc/Decc:	10/30
Crew:	1	Range:	500mi
Passengers:	1	Cargo:	20,000KG trailer
Maneuver:	-1	SDP:	80
SP:	15	Type:	TRUCK
Mass:	11TONS	Cost:	72,000EB

A short range cargo semi.

SPECIAL EQUIPMENT: radar, radar detector, long range radio, onboard computer, audio entertainment system,

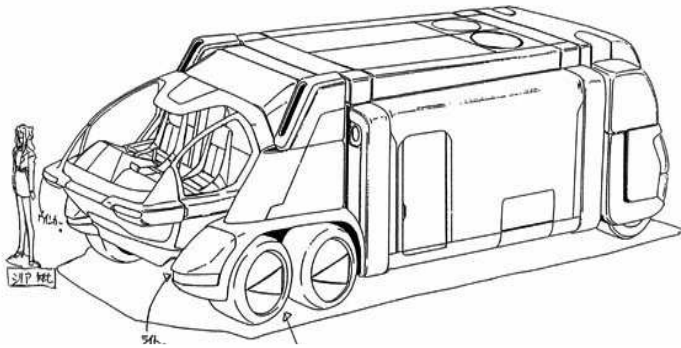


GMI HOMESTEAD

Top Speed:	100 mph	Acc/Decc:	10/30
Crew:	1	Range:	500mi
Passengers:	6	Cargo:	10,000KG
Maneuver:	-2	SDP:	70
SP:	40	Type:	truck
Mass:	8tons	Cost:	190,250EB

An armored motor home, The sides are completely protected, and even the tires are solid rubber. Extremely sought after by nomads, and very popular among outdoorsy corporate executives.

SPECIAL EQUIPMENT: radar, radar detector, long range radio, satellite link and full onboard computer, phone, full audio/visual entertainment system, security system, nav computer, crash control, kitchen, bed X2, fold out bunk x2, toilet, cybernetic linkage



NAAW DELTRON

Top Speed:	100 mph	Acc/Decc:	20/30
Crew:	1	Range:	380mi
Passengers:	1	Cargo:	36,000KG trailer
Maneuver:	0	SDP:	70
SP:	10	Type:	truck
Mass:	3.8tons	Cost:	75,600EB

A common delivery vehicle, equipped with cold storage equipment.

SPECIAL EQUIPMENT: crash control, radio, audio/visual entertainment system,




BMW COLANI

Top Speed:	100 mph	Acc/Decc:	10/30
Crew:	1	Range:	700mi
Passengers:	2	Cargo:	32,000KG
Maneuver:	-2	SDP:	80
SP:	40	Type:	TRUCK
Mass:	12TONS	Cost:	255,000EB

Opinions on this radically designed truck vary from rolling art piece to alien nightmare, but one thing is for sure, there is nothing on the road like it.

SPECIAL EQUIPMENT: radar, radar detector, long range radio, satellite link and full onboard computer, phone, full audio entertainment system, security system, nav computer, crash control, cybernetic linkage




TOYO CHEV RACE TRANSPORT

Top Speed:	100 mph	Acc/Decc:	15/30
Crew:	1	Range:	400mi
Passengers:	5	Cargo:	20,000KG
Maneuver:	-1	SDP:	60
SP:	15	Type:	truck
Mass:	14 tons	Cost:	153,000EB

Designed specifically for race crews as both car transport and mobile living space, this vehicle has become increasingly prized by nomads, who appreciate the ability to work on their vehicles even in transit.

SPECIAL EQUIPMENT: Full assortment of automotive tools, 2 fold down bunks, kitchenette, toilet, long range radio, crash control, cybernetic linkage, gps



GMI CIRCUS

Top Speed:	100 mph	Acc/Decc:	15/25
Crew:	1	Range:	mi
Passengers:	5	Cargo:	KG
Maneuver:	-2	SDP:	70
SP:	15	Type:	truck
Mass:	2tons	Cost:	75,000EB

A low cost small motorhome, ideal for family vacations, or for those who live their life on the go.

SPECIAL EQUIPMENT: Radio, GPS, audio/video entertainment system, security system, crash control, kitchen, bath, 4 fold out beds.



BMW BISONI

Top Speed:	100 mph	Acc/Decc:	10/20
Crew:	1	Range:	200mi
Passengers:	1	Cargo:	30,000KG trailer
Maneuver:	-1	SDP:	60
SP:	10	Type:	truck
Mass:	4.5tons	Cost:	65,000EB

A popular hauler in corporate areas where appearance is more important than durability and toughness.

SPECIAL EQUIPMENT: Radio, GPS, audio entertainment system, security system, crash control.



CITROEN GRANFOSS

Top Speed:	100 mph	Acc/Decc:	10/20
Crew:	1	Range:	200mi
Passengers:	40	Cargo:	1000KG
Maneuver:	-3	SDP:	40
SP:	10	Type:	truck
Mass:	6.5tons	Cost:	85,000EB

This electric bus was meant only for metro use, and has a range of 200 miles, after which it requires 6 hours of charge from a special adapter located at the bus station.




N.A.A.W. NATIONAL

Top Speed:	100 mph	Acc/Decc:	10/30
Crew:	1	Range:	400mi
Passengers:	80	Cargo:	10,000KG
Maneuver:	-3	SDP:	75
SP:	20	Type:	truck
Mass:	8tons	Cost:	90,000EB

An extremely common bus that comes in two versions, either a stripped down version for Metro work, or the much more comfortable touring edition for long distance trips. The long distance version removes 10 seats to install 2 bathrooms at the rear of the bus. There is also a luxury edition that is completely customizable to the buyers demands.

SPECIAL EQUIPMENT: long range radio, satellite link, GPS

SPECIAL EQUIPMENT: radio, GPS




BMW PALAZZO

Top Speed:	100 mph	Acc/Decc:	15/25
Crew:	1	Range:	350mi
Passengers:	10	Cargo:	KG
Maneuver:	-3	SDP:	60
SP:	12	Type:	truck
Mass:	9.3tons	Cost:	2395,000EB

BMW'S luxury motorhome, using the Colani as its base, this is the most luxurious and expensive RV in the world.

SPECIAL EQUIPMENT: : radar, radar detector, long range radio, satellite link and full onboard computer, phone, full audio/visual entertainment system, security system, nav computer, crash control, kitchen, bed, fold out bunk X4, toilet, cybernetic linkage, plus whatever else you might want to have installed.




TETRACORP SANITIZER

Top Speed:	100 mph	Acc/Decc:	10/25
Crew:	1	Range:	300mi
Passengers:	2	Cargo:	15,000KG
Maneuver:	-2	SDP:	85
SP:	20	Type:	truck
Mass:	tons	Cost:	EB

A simple and common sanitation truck.

SPECIAL EQUIPMENT: Radio, GPS,



GMI MAGT-4

Top Speed:	100 mph	Acc/Decc:	10/20
Crew:	1	Range:	300mi
Passengers:	20	Cargo:	8000KG
Maneuver:	-2	SDP:	280
SP:	40	Type:	TRUCK
Mass:	22tons	Cost:	420,000EB

Corporations and the Military aren't the only ones who need to haul goods in and out of hostile environments, sometimes that work falls to independent contractors. In fact there are still stores and businesses that operate legally in the combat zone of Night City, that's where the GMI MAGT-4 comes into play. A large cargo hauler affording maximum protection on even the meanest streets. Ballistic windows, puncture proof, self inflating tires, electrified hull, and enough armor to make a tank envious. Many police departments are looking into this vehicle as a transport for their special teams.

SPECIAL EQUIPMENT: electrified hull, heavy armor, long range radio, gps, onboard computer and satellite uplink, crash control, limited off-road capability, audio entertainment suite, front and rear, crash bar,



CADENCE ESTATE

Top Speed:	100 mph	Acc/Decc:	10/40
Crew:	1	Range:	300mi
Passengers:	10	Cargo:	6000KG
Maneuver:	-3	SDP:	140
SP:	20	Type:	TRUCK
Mass:	9TONS	Cost:	2,570,00EB

You have to see it to believe it, the Cadence Estate is the penultimate in RV luxury. The only RV with both a separate apartment (accessible from the rear hatch, or by trapdoor) and an undercarriage garage capable of storing a low profile sedan or performance vehicle. The Estate is available in classic elegant upholstery, or modern black and gray. Additionally they layout is very customizable. You can even switch out the undercarriage garage for storage space (with optional motorcycle bay) or switch out the rear apartment for a garage capable of storing most citycars. It simply does not get any better than this folks.

SPECIAL EQUIPMENT: radar, radar detector, long range radio, satellite link and full onboard computer, phone, full audio/visual entertainment system, security system, nav computer, crash control, kitchen, bed, fold out bunk X2, toilet, cybernetic linkage, plus whatever else you might want to have installed.



CITROEN CHRR-5000

Top Speed:	110 mph	Acc/Decc:	10/40
Crew:	1	Range:	500mi
Passengers:	1	Cargo:	40,000KG trailer
Maneuver:	-1	SDP:	200
SP:	50	Type:	truck
Mass:	20tons	Cost:	137,500EB

European rigs tend to be leaner than their American and Australian counterparts owing to their need for streamlined performance on the Autobahn.

SPECIAL EQUIPMENT: long range radio, satellite link and onboard computer, phone, audio entertainment system, security system, nav computer, crash control



BMW XFC

Top Speed:	110 mph	Acc/Decc:	10/30
Crew:	1	Range:	750mi
Passengers:	1	Cargo:	36,000KG trailer
Maneuver:	-2	SDP:	150
SP:	10	Type:	truck
Mass:	6.9tons	Cost:	145,600EB

Like a giant silver bullet, the XFC from BMW is the European master of the trucking lanes. Sleek, streamlined, and comfortable, drivers of this truck are envied.

SPECIAL EQUIPMENT: radar, radar detector, long range radio, satellite link and onboard computer, phone, audio entertainment system, security system, nav computer, crash control,



TOYOICHEV ROK-5

Top Speed:	120 mph	Acc/Decc:	20/30
Crew:	1	Range:	310mi
Passengers:	3	Cargo:	4000KG
Maneuver:	0	SDP:	160
SP:	30	Type:	TRUCK
Mass:	2TONS	Cost:	55,000EB

Toyochev, seeing the success of the GMI Dredd, introduced their own model this year. What makes this vehicle stand above its competitor is its highly customizable design. The vehicle is sold in 4 basic configurations, Pickup, Cargo, APC, and Hauler. The APC and Hauler have already won a contract with the Tokyo and Mexican Police departments.

SPECIAL EQUIPMENT: Long range radio, crash control, off-road capability



GAZ-LADA SCANIA

Top Speed:	120 mph	Acc/Decc:	10/30
Crew:	1	Range:	500mi
Passengers:	4	Cargo:	80,000KG
Maneuver:	-1	SDP:	200
SP:	15	Type:	TRUCK
Mass:	5 TONS	Cost:	140,000EB

A European semi with every option and amenity you can think of. Designed specifically to haul road trains on long haul trip across the whole of Europe, this is quickly becoming one of the most common sites on European roads.

SPECIAL EQUIPMENT: radar, radar detector, long range radio, satellite link and full onboard computer, phone, full audio/visual entertainment system, security system, nav computer, crash control, mini-galley, bed, fold down bunk, toilet, cybernetic linkage

GMI DREDD

Top Speed:	120 mph	Acc/Decc:	20/30
Crew:	1	Range:	340mi
Passengers:	7	Cargo:	2,000KG
Maneuver:	0	SDP:	180
SP:	30	Type:	TRUCK
Mass:	2 TONS	Cost:	51,000EB

GMI originally designed this vehicle to serve as an ACPA for the US military, but then declined to purchase the vehicle, so instead GMI turned to the police and civilian markets. While there are some corporations and police departments who have made purchases for the vehicle to use as an APC, the majority of purchases have been in the private sector, where the truck is sold as both transport and cargo hauler. The Night City Combat Cab company has purchased 8 of them, and have begun relying on them almost exclusively as combat zone shuttles. Nomads have also taken a shine to them.

SPECIAL EQUIPMENT: Long range radio, crash control, off-road capability




MACK MIGHTY

Top Speed:	120 mph	Acc/Decc:	10/30
Crew:	1	Range:	500mi
Passengers:	1	Cargo:	40,000KG (TRAILER)
Maneuver:	-2	SDP:	200
SP:	50	Type:	truck
Mass:	8tons	Cost:	110,500EB

A standard long haul truck used by most of the larger companies as well as private shippers.

SPECIAL EQUIPMENT: radar, radar detector, long range radio, satellite link and onboard computer, phone, full audio/visual entertainment system, security system, nav computer, crash control, bed, fold down bunk,

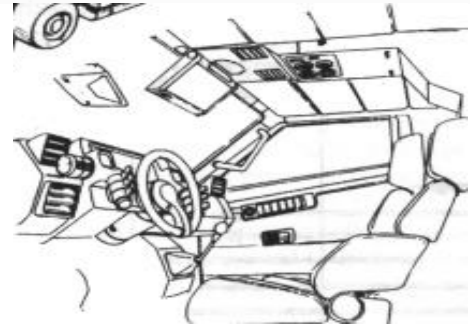




GMI CM-689

Top Speed:	120 mph	Acc/Decc:	10/40
Crew:	1	Range:	500mi
Passengers:	2	Cargo:	50,000KG (TRAILER)
Maneuver:	-1	SDP:	200
SP:	60	Type:	truck
Mass:	12tons	Cost:	240,000EB

A heavy cargo tractor rig serving both the commercial and military markets. The armored truck is as ideal for hauling through the lawless wastelands of the American highways, as it is serving the military in the warzones of 3rd world countries.

SPECIAL EQUIPMENT: radar, long range radio, satellite link and full onboard computer, security system, nav computer, crash control, mini-galley. bed, fold down bunk,



GMI REX

Top Speed:	120 mph	Acc/Decc:	15/40
Crew:	1	Range:	500mi
Passengers:	3	Cargo:	40,000KG (trailer)
Maneuver:	-1	SDP:	200
SP:	50	Type:	truck
Mass:	20tons	Cost:	257,500EB

The Rex is GMI's premiere tractor trailer. Its specialized trailer comes pre-equipped with a locking mechanism for adding another trailer.

SPECIAL EQUIPMENT: radar, radar detector, long range radio, satellite link and onboard computer, phone, audio/visual entertainment system, security system, nav computer, crash control, mini-galley. bed, fold down bunk, toilet, cybernetic linkage



CADENCE CITY MOBILE

Top Speed:	120 mph	Acc/Decc:	10/20
Crew:	1	Range:	200mi
Passengers:	5	Cargo:	2000KG
Maneuver:	-1	SDP:	50
SP:	10	Type:	truck
Mass:	tons	Cost:	155,000EB

A mobile home specifically designed for urban living. It opens like that for ease of cleaning and for entertaining, and the entire vehicle is pulled by a custom detachable city car (top speed and acceleration each go up by 5 when not attached to the trailer). Sleeps 4.

SPECIAL EQUIPMENT: Double bed, audio/visual entertainment suite, microwave, minifridge, security system, crash control, toilet/shower.

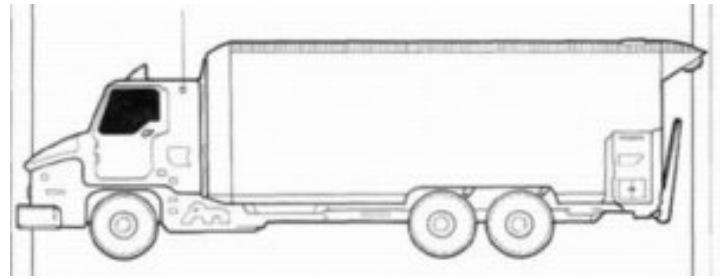


GMI SUMMIT

Top Speed:	120 mph	Acc/Decc:	10/20
Crew:	1	Range:	400mi
Passengers:	10	Cargo:	2000KG
Maneuver:	-3	SDP:	80
SP:	10	Type:	truck
Mass:	9.5tons	Cost:	210,000EB

GMI's latest motorhome easily competes with the competition.

SPECIAL EQUIPMENT: radio, satellite link, onboard computer, phone, full audio/visual entertainment system, security system, nav computer, crash control, kitchen, bed, fold out bunk x4, toilet, Cyberlink



TETRACORP ESTHER

Top Speed:	120 mph	Acc/Decc:	5/20
Crew:	1	Range:	300mi
Passengers:	2	Cargo:	25,000KG
Maneuver:	-2	SDP:	70
SP:	10	Type:	truck
Mass:	5tons	Cost:	65,000EB

A simple cargo truck, seen pretty much everywhere.

SPECIAL EQUIPMENT: radio




CADENCE FUTURIA

Top Speed:	120 mph	Acc/Decc:	10/20
Crew:	1	Range:	400mi
Passengers:	12	Cargo:	22000KG
Maneuver:	-1	SDP:	70
SP:	10	Type:	truck
Mass:	11tons	Cost:	1,850,000EB

The Cadence Futuria Doesn't quite live up to some of its higher end competition, but it more than makes up for this in its unrivaled elegance.

SPECIAL EQUIPMENT: radar, radar detector, long range radio, satellite link, onboard computer, phone, full audio/visual entertainment system, security system, nav computer, crash control, kitchen, bed, fold out bunk x4, toilet, Cyberlink



BMW WHALESHARK

Top Speed:	125 mph	Acc/Decc:	15/35
Crew:	1	Range:	350mi
Passengers:	2	Cargo:	35,000KG (Trailer)
Maneuver:	-2	SDP:	150
SP:	40	Type:	TRUCK
Mass:	10TONS	Cost:	215,000EB

A beautiful, if a bit overpriced, truck from BMW. High top speed and maneuverability make this truck a favorite among drivers, and its stylish appearance is a boon to any business.

SPECIAL EQUIPMENT: radar, radar detector, long range radio, satellite link and full onboard computer, phone, full audio/visual entertainment system, security system, nav computer, crash control, mini-galley. bed, fold down bunk, toilet, cybernetic linkage, digital control surface, seat massagers,

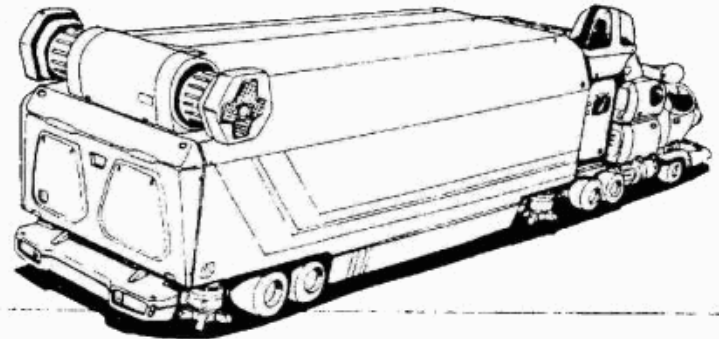



MACK CALIFORNIAN

Top Speed:	130 mph	Acc/Decc:	15/10
Crew:	1	Range:	200mi
Passengers:	3	Cargo:	50,000KG trailer
Maneuver:	-1	SDP:	65
SP:	15	Type:	HEAVY
Mass:	9TONS	Cost:	128,000EB

A very attractive design in long haul shipping from Mack, the worlds best loved trucks.

SPECIAL EQUIPMENT: radar, radar detector, long range radio, satellite link and onboard computer, 2 fold down bunks, audio entertainment system, security system, nav computer, crash control,



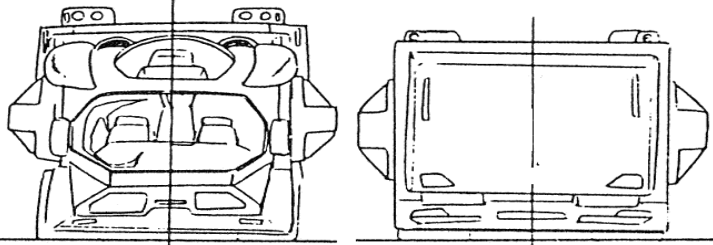



MACK ROLLING FORTRESS

Top Speed:	140 mph	Acc/Decc:	20/40
Crew:	1	Range:	800mi
Passengers:	3	Cargo:	60,000KG (TRAILER)
Maneuver:	-2	SDP:	300
SP:	80	Type:	truck
Mass:	50tons	Cost:	289,000EB

Perhaps the first thing you notice when seeing this behemoth is the armored glass pod on the top of the cab. The passenger sitting in this pod acts as a look out on those long cross country hauls through the badlands. For an additional fee this pod can be outfitted with a weapon system, although this is not legal in most states. Inside the cab there is also a full satellite linked computer system.

SPECIAL EQUIPMENT: radar, radar detector, long range radio, satellite link and full onboard computer, phone, full audio/visual entertainment system, security system, nav computer, crash control, mini-galley. bed, fold down bunk, toilet, cybernetic linkage

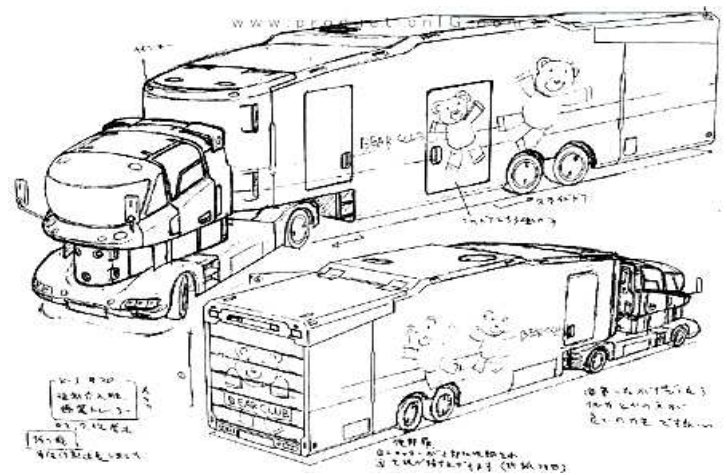


MACK MOVING CASTLE

Top Speed:	140 mph	Acc/Decc:	15/30
Crew:	1	Range:	550mi
Passengers:	UP TO 20	Cargo:	36,000KG
Maneuver:	-1	SDP:	200
SP:	50	Type:	TRUCK
Mass:	28TONS	Cost:	320,000EB

Long haul truckers have always lived on the road, and being away from home for so long has always put stress on their families. Now they can take their families with them. Plenty of room for a family to live in comfort and style, and enough horsepower to haul most anything, life on the road need not be a lonely existence. In fact there is more room in this truck than most apartments a full double level environment packed with all the amenities of home. This is the single largest truck on the road, and just barely makes the minimum size requirements to keep it legal on the streets.

SPECIAL EQUIPMENT: radar, radar detector, long range radio, satellite link and full onboard computer, phone, full audio/visual entertainment system, security system, nav computer, crash control, 2 bedrooms, 2 additional fold down bunks, bathroom, cybernetic linkage, kitchen,



MITSUBISHI GRRT-502

Top Speed:	140 mph	Acc/Decc:	15/40
Crew:	1	Range:	500mi
Passengers:	1	Cargo:	48,000KG
Maneuver:	-1	SDP:	150
SP:	15	Type:	truck
Mass:	7tons	Cost:	115,000EB

The truck design innovations continue, as Mitsubishi releases their innovatively designed GRRT-502.

SPECIAL EQUIPMENT: radar, radar detector, long range radio, satellite link and onboard computer, phone, audio entertainment system, security system, nav computer, crash control,



TOYOACHEV MTT-R

Top Speed:	140 mph	Acc/Decc:	15/40
Crew:	1	Range:	400mi
Passengers:	2	Cargo:	35,000KG
Maneuver:	-2	SDP:	160
SP:	20	Type:	truck
Mass:	8.9tons	Cost:	127,000EB

GMI got Peterbilt, Toyochev bought Freightliner. This is the last new vehicle to bear the freightliner logo, and the line goes out fighting. This truck looks like an angry steel and chrome mongrel.

SPECIAL EQUIPMENT: radar, radar detector, long range radio, satellite link and onboard computer, bed, audio entertainment system,



MACK ILIADA

Top Speed:	140 mph	Acc/Decc:	15/40
Crew:	1	Range:	400mi
Passengers:	2	Cargo:	30,000KG
Maneuver:	0	SDP:	150
SP:	25	Type:	truck
Mass:	7tons	Cost:	247,500EB

A more streamlined semi designed for use by corporate shippers. It still affords protection, but is much more aesthetically pleasing and comfortable than some of their road beasts.

SPECIAL EQUIPMENT: radar, radar detector, long range radio, satellite link and onboard computer, phone, audio entertainment system, fold down bunk,




MITSUBISHI MARVEL

Top Speed:	140 mph	Acc/Decc:	25/40
Crew:	1	Range:	500mi
Passengers:	2	Cargo:	50,000KG (TRAILER)
Maneuver:	+1	SDP:	175
SP:	45	Type:	truck
Mass:	14 tons	Cost:	240,000EB

The Marvel is one of Mitsubishi's most powerful rigs, capable of hauling just about anything. Used world wide it is also one of the fastest trucks on the market.

SPECIAL EQUIPMENT: radar, radar detector, long range radio, satellite link and full onboard computer, phone, full audio/visual entertainment system, security system, nav computer, crash control, mini-galley, bed, fold down bunk, toilet, cybernetic linkage, digital control surface,



MITSUBISHI BULLFROG

Top Speed:	140 mph	Acc/Decc:	15/40
Crew:	1	Range:	500mi
Passengers:	1	Cargo:	40,000KG (TRAILER)
Maneuver:	+1	SDP:	200
SP:	50	Type:	truck
Mass:	9tons	Cost:	189,000EB

A state of the art truck from Mitsubishi, capable of hauling most anything.

SPECIAL EQUIPMENT: radar, radar detector, long range radio, satellite link and full onboard computer, phone, full audio entertainment system, security system, nav computer, crash control, cybernetic linkage, digital control surface,

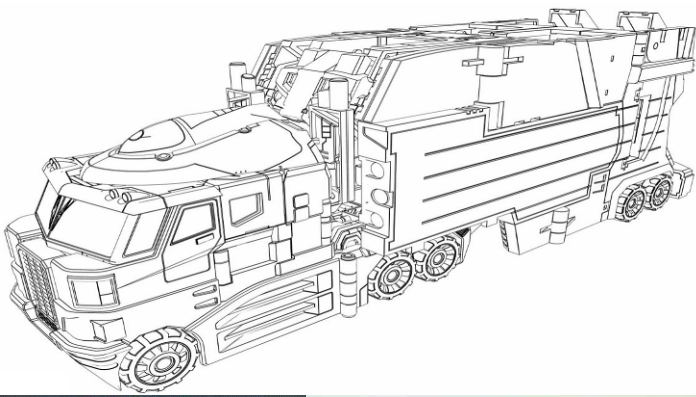


MITSUBISHI APURRO

Top Speed:	140 mph	Acc/Decc:	15/10
Crew:	1	Range:	200mi
Passengers:	0	Cargo:	15000KG
Maneuver:	-1	SDP:	65
SP:	20	Type:	Truck
Mass:	1500kg	Cost:	8,000EB

This urban hauler is a common sight in Japan, and its popularity is growing in America, Australia, and Europe.

SPECIAL EQUIPMENT: radar detector, long range radio, onboard computer, audio entertainment system,




MACK OPTIMUS

Top Speed:	140 mph	Acc/Decc:	15/30
Crew:	1	Range:	350mi
Passengers:	3	Cargo:	40,000KG Trailer
Maneuver:	-1	SDP:	90
SP:	30	Type:	truck
Mass:	12tons	Cost:	260,000EB

This armored tractor truck and trailer combo is an extremely popular choice for traversing the badlands of rural America or the Combat Zones that lie within its cities. It also sees use by the US military in high conflict areas. This and the blockader are Mack's two most popular trucks for long distance hauling.

SPECIAL EQUIPMENT: radar, radar detector, long range radio, satellite link and full onboard computer, phone, full audio/visual entertainment system, security system, nav computer, crash control, mini-galley. bed, fold down bunk, toilet, cybernetic linkage, digital control surface,



GMI MEGALODON

Top Speed:	140 mph	Acc/Decc:	20/45
Crew:	1	Range:	350mi
Passengers:	3	Cargo:	50,000KG
Maneuver:	-1	SDP:	90
SP:	15	Type:	truck
Mass:	14tons	Cost:	175,000EB

The Megalodon is GMI's competition model for the Mack Blockader and Optimus, and while not as armored as its competition, it boasts a faster acceleration.

SPECIAL EQUIPMENT: radar, radar detector, long range radio, satellite link and full onboard computer, phone, full audio/visual entertainment system, security system, nav computer, crash control, mini-galley. bed, fold down bunk, toilet, cybernetic linkage, digital control surface,



N.A.A.W. STEINWINTER

Top Speed:	140 mph	Acc/Decc:	15/35
Crew:	1	Range:	250mi
Passengers:	3	Cargo:	20,000KG
Maneuver:	-1	SDP:	70
SP:	15	Type:	truck
Mass:	8tons	Cost:	145,000EB

A unique and innovative cab under design. Unattached, the truck is more of a sports car than a tractor, and its acc/decc rating goes up 10 miles per hour. It can't haul the big loads, and it needs the sloped trailer to get optimal performance.

SPECIAL EQUIPMENT: radar, radar detector, long range radio, security system, audio entertainment system, security system, GPS



MACK BLOCKADER

Top Speed:	140 mph	Acc/Decc:	18/40
Crew:	1	Range:	360mi
Passengers:	3	Cargo:	55,000KG
Maneuver:	-1	SDP:	100
SP:	35	Type:	car
Mass:	6 TONS	Cost:	285,000EB

More and more truck manufacturers are recognizing the growing danger on the open roads. The nomads in America, and Australia, bandits and rebels in Asia, South, and Central America, and the ever present corporate competition, these all provide dangers untold for any vehicle moving goods between major cities. The Mack Blockader is the latest answer, a heavily armored semi with enough speed, armor, and muscle to barrel its way through any obstacle. Of course the fact that these trucks reach the highest dollar in the nomad community should tell you something about its toughness and reliability.

SPECIAL EQUIPMENT: radar, radar detector, long range radio, satellite link and full onboard computer, phone, full audio/visual entertainment system, security system, nav computer, crash control, mini-galley, bed, fold down bunk, toilet, cybernetic linkage, crash bar,



GMI HIGHWAYMAN

Top Speed:	160 mph	Acc/Decc:	10/40
Crew:	1	Range:	300mi
Passengers:	3	Cargo:	58,000KG
Maneuver:	-3	SDP:	140
SP:	20	Type:	TRUCK
Mass:	8 TONS	Cost:	290,00EB

When GMI bought out Peterbilt in 2018, they found the blueprints for this truck in their R&D department and immediately put it into production. Most trucks rely on muscle and armor to keep them safe from danger on the road. The Highwayman chooses the better part of valor, and simply outruns them. When speed and thrust are needed, the conventional engine disengages and the 4 jet engines wind up, giving this beast highway speed undreamed of by anything else this size, and rivaling supercars in its glory. Just don't ever take a corner with the thrusters engaged. Despite the price tag, the truck has sold well in Europe and America.

SPECIAL EQUIPMENT: radar, radar detector, long range radio, satellite link and full onboard computer, phone, full audio/visual entertainment system, security system, nav computer, crash control, mini-galley. bed, fold down bunk, toilet, cyberlink



TOYOICHEV FIEND

Top Speed:	160 mph	Acc/Decc:	18/40
Crew:	1	Range:	420mi
Passengers:	3	Cargo:	52,000KG
Maneuver:	-2	SDP:	140
SP:	20	Type:	TRUCK
Mass:	8 tons	Cost:	275,000EB

Who says all trucks are ugly, Toyochev introduces the fiend, for the trucker who understand the importance of style in addition to pure muscle.

SPECIAL EQUIPMENT: radar, radar detector, long range radio, satellite link and onboard computer, phone, audio entertainment system, fold down bunk,




BMW CHEYRON

Top Speed:	160 mph	Acc/Decc:	20/40
Crew:	1	Range:	350mi
Passengers:	4	Cargo:	20,000KG
Maneuver:	-1	SDP:	90
SP:	15	Type:	truck
Mass:	9tons	Cost:	295,000EB

BMW was definitely thinking of speed and style with this truck. It can't haul as much as some of the other trucks, but it does it much faster than most. This is a popular truck for high end car delivery, as it creates a total package of style and elegance. Similarly it is seen frequently delivering high profile goods at corporate unveilings.

SPECIAL EQUIPMENT: radar, radar detector, long range radio, satellite link phone, audio entertainment system, Cyberlink, GPS



VOLKSRAD SKYLON

Top Speed:	180 mph	Acc/Decc:	25/45
Crew:	1	Range:	450mi
Passengers:	2	Cargo:	35,000KG trailer
Maneuver:	-2	SDP:	90
SP:	20	Type:	truck
Mass:	13tons	Cost:	378,000EB

This is the fastest cargo hauler on the road and represents the pinnacle of transport technology. Where other trucks rely on armor, the Skylon merely outruns anything that presents a problem. Both truck and trailer are perfectly designed for streamlined performance, and the 16 cylinder engine powering this beast simply destroys the competition.

SPECIAL EQUIPMENT: radar, radar detector, long range radio, satellite link and onboard computer, phone, audio/visual entertainment system, fold down bunk x2, cyberlink, GPS, shower, toilet

PERSONAL WATERCRAFT



OTEC AQUABOOGIE

Top Speed:	20mph	Acc/Decc:	15/20
Crew:	1	Range:	50mi
Passengers:	0	Cargo:	0kg
Maneuver:	+2	SDP:	15
SP:	5	Type:	watercraft
Mass:	75 KG	Cost:	320 eb

For use above and below the waves, the OTEC Aquaboogie is a revolution in oceanic fun. With a top speed of 20mph, you can use it to pull you along the surface for enhanced boogie board action, or just cruising around, but hold down the lever and it becomes a submersible, pulling snorkelers and divers along underneath the sea at a pace that can keep up with the wildlife. All this and it makes almost no noise whatsoever due to the electric impeller motor.

SPECIAL EQUIPMENT: none



OTEC SCUTTLE

Top Speed:	25mph	Acc/Decc:	10/15
Crew:	1	Range:	80mi
Passengers:	1	Cargo:	50kg
Maneuver:	-2	SDP:	25
SP:	5	Type:	watercraft
Mass:	189kg	Cost:	5,000 eb

A light personal hovercraft, great fun for those weekends at the lake.

SPECIAL EQUIPMENT: none

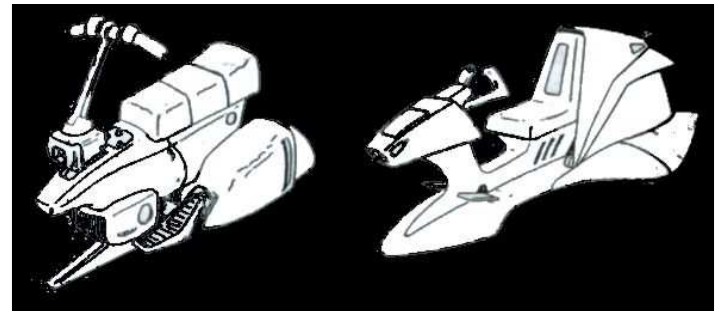


POWERSKI JETBOARDS

Top Speed:	30mph	Acc/Decc:	15/20
Crew:	1	Range:	20mi
Passengers:	0	Cargo:	0kg
Maneuver:	+2	SDP:	15
SP:	5	Type:	watercraft
Mass:	60KG	Cost:	2000 eb

The Jetboard is here, and the ancient art of surfing combines with the latest technology to form a completely new philosophy on the waves. Unheard of speed, tremendous air, and you no longer have to wait for the tides. The future is the jetboard.

SPECIAL EQUIPMENT: none



YAMAHA AQUASCOOTER A&B

Top Speed:	35/50mph	Acc/Decc:	15/25
Crew:	1	Range:	50mi
Passengers:	1/0	Cargo:	0kg
Maneuver:	-1	SDP:	25
SP:	5	Type:	watercraft
Mass:	112/160 KG	Cost:	1,500/2100 eb

These two personal watercraft are made for beginners and water sport enthusiasts on a budget. The A model is slower and sits lower in the water, while the B model is faster and raises up almost like a hydrofoil. Regardless of speed, both models are a blast to ride.

SPECIAL EQUIPMENT: none



HYDROSUBSIDIUM SCUBARAY

Top Speed:	40mph	Acc/Decc:	20/20
Crew:	1	Range:	20mi
Passengers:	0	Cargo:	0kg
Maneuver:	+1	SDP:	15
SP:	5	Type:	watercraft
Mass:	78KG	Cost:	12,500 eb

Now here's a fun machine, the Scubaray acts as a personal watercraft on the surface, and a swimmer delivery vehicle underwater. It uses a caterpillar drive for propulsion and has such a high acceleration that the submerged Scubaray will literally leap into the air when it breaks the surface.

SPECIAL EQUIPMENT: none



YAMAHA WILDING

Top Speed:	50mph	Acc/Decc:	15/25
Crew:	1	Range:	40mi
Passengers:	2	Cargo:	40kg
Maneuver:	+2	SDP:	20
SP:	5	Type:	watercraft
Mass:	164kg	Cost:	4,000 eb

A fun personal watercraft with room for 3.

SPECIAL EQUIPMENT: none



KAWASAKI SAMBA

Top Speed:	50mph	Acc/Decc:	20/20
Crew:	1	Range:	20mi
Passengers:	0	Cargo:	0kg
Maneuver:	+2	SDP:	20
SP:	5	Type:	watercraft
Mass:	110kg	Cost:	6000eb

A lightweight, electric, and almost completely silent Jet Ski. Requires 1 hour from a standard outlet to regain full charge.

SPECIAL EQUIPMENT: none

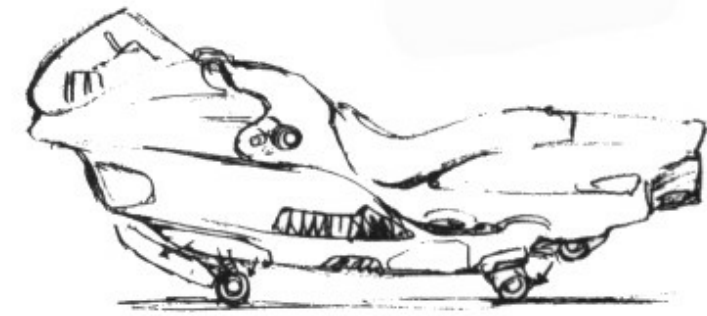


OTEC STEALTH RAY

Top Speed:	50mph	Acc/Decc:	18/20
Crew:	1	Range:	25mi
Passengers:	0	Cargo:	0kg
Maneuver:	+1	SDP:	20
SP:	5	Type:	watercraft
Mass:	100kg	Cost:	6500eb

This electric sled is Otec's competitor to the Samba. Instead of kneeling on it you lay forward, giving it the properties of a wakeboard with oomph. It doesn't have the pickup of the Samba, but it has a better range.

SPECIAL EQUIPMENT: none



KAWASAKI WAVESLED

Top Speed:	50mph/35	Acc/Decc:	18/30 10/15
Crew:	1	Range:	50mi
Passengers:	0	Cargo:	30kg
Maneuver:	+3/-2	SDP:	25
SP:	5	Type:	watercraft
Mass:	189KG	Cost:	12,500 eb

The Wavesled is a new concept from Kawasaki, it functions on water much the same as a jetski or waverunner, but also functions on land using the jet thrust as propulsion. The idea hasn't caught on yet, but it looks promising.

SPECIAL EQUIPMENT: none




OTEC WAVEON

Top Speed:	60mph	Acc/Decc:	20/30
Crew:	1	Range:	55mi
Passengers:	1	Cargo:	10kg
Maneuver:	+2	SDP:	25
SP:	5	Type:	watercraft
Mass:	220KG	Cost:	6100 eb

Another waverunner design from OTEC, notice the smooth sleek lines.

SPECIAL EQUIPMENT: none



OTEC SEAFOX

Top Speed:	65mph	Acc/Decc:	20/35
Crew:	1	Range:	55mi
Passengers:	1	Cargo:	40kg
Maneuver:	+3	SDP:	25
SP:	5	Type:	watercraft
Mass:	220KG	Cost:	5300 eb

The Otec version of the popular Waverunner. These types of vehicles have become increasingly popular with pirates, be wary.

SPECIAL EQUIPMENT: done




YAMAHA MAGIC CARPET

Top Speed:	65mph	Acc/Decc:	18/30
Crew:	1	Range:	50mi
Passengers:	0	Cargo:	30kg
Maneuver:	+3	SDP:	25
SP:	5	Type:	watercraft
Mass:	189KG	Cost:	12,500 eb

Inspired by the lay forward design of the Kawasaki Wavesled, Yamaha designed the Magic Carpet. Although unlike the Wavesled, this vehicle does not have the ability to travel on land. It does however have 4 small wheels to make moving and launching the craft much easier.

SPECIAL EQUIPMENT: none,



OTEC JETBIKE

Top Speed:	75mph	Acc/Decc:	25/30
Crew:	1	Range:	120mi
Passengers:	1	Cargo:	10kg
Maneuver:	-1	SDP:	30
SP:	10	Type:	watercraft
Mass:	102KG	Cost:	9,000 eb

Cross a jetski, a wetbike, and a waverunner and you get this vehicle, which I must say is loads and loads of fun in the sun. It's fast too.

SPECIAL EQUIPMENT: none



OTEC WAVESKI

Top Speed:	70mph	Acc/Decc:	25/35
Crew:	1	Range:	60mi
Passengers:	0	Cargo:	0kg
Maneuver:	+3	SDP:	20
SP:	5	Type:	watercraft
Mass:	140kg	Cost:	8250eb

When Otec bought out Seadoo, they kept the brand name. This latest ride combines the light weight speed and agility of a traditional jet ski with the comfort of a waverunner via the extending seat attached to the control bar.

SPECIAL EQUIPMENT: none

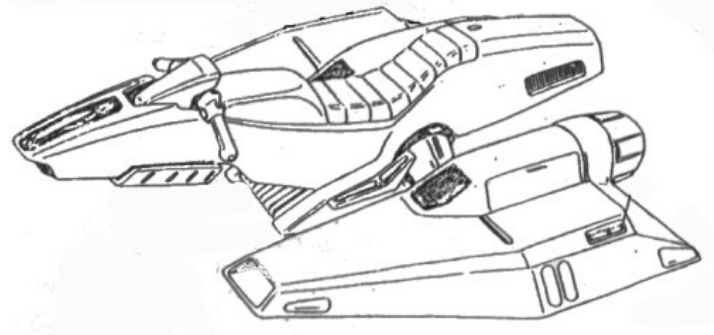


YAMAHA BLACKSHOT

Top Speed:	95mph	Acc/Decc:	25/35
Crew:	1	Range:	80mi
Passengers:	0	Cargo:	0kg
Maneuver:	+3	SDP:	20
SP:	10	Type:	watercraft
Mass:	132KG	Cost:	10,000 eb

Sleek, fast as hell, and a hard ride that is more exhilarating than anything you have ever driven before. This is the Jet Ski the professionals use, and is one of the fastest personal watercraft on the market.

SPECIAL EQUIPMENT: none



KAWASAKI WETBIKE 2

Top Speed:	100mph	Acc/Decc:	25/25
Crew:	1	Range:	150mi
Passengers:	1	Cargo:	0kg
Maneuver:	-1	SDP:	30
SP:	5	Type:	watercraft
Mass:	340KG	Cost:	12,600 eb

The Wetbike is back, after almost 40 years the original personal watercraft makes its return. This jet powered craft is fast although it is a bit less maneuverable.

SPECIAL EQUIPMENT: none



YAMAHA SERIES-R

Top Speed:	100mph	Acc/Decc:	25/35
Crew:	1	Range:	60mi
Passengers:	1	Cargo:	0kg
Maneuver:	+3	SDP:	20
SP:	5	Type:	watercraft
Mass:	160kg	Cost:	11,000eb

The Series-R is a high performance watercraft with the agility and speed to dominate the competition.

SPECIAL EQUIPMENT: none



OTEC GOBLIN

Top Speed:	110mph	Acc/Decc:	20/30
Crew:	1	Range:	75mi
Passengers:	1	Cargo:	40kg
Maneuver:	+2	SDP:	25
SP:	5	Type:	watercraft
Mass:	220kg	Cost:	13,000eb

The Sea-Doo brands top of the line jet-ski.

SPECIAL EQUIPMENT: none



NAUTICUS BLUE WATER

Top Speed:	110mph	Acc/Decc:	15/25
Crew:	1	Range:	70mi
Passengers:	0	Cargo:	30kg
Maneuver:	0	SDP:	30
SP:	5	Type:	watercraft
Mass:	310KG	Cost:	8000 eb

Originally designed for military applications but rejected, the Blue Water is now a very popular personal watercraft.

SPECIAL EQUIPMENT: none



YAMAHA HYDROSPACE

Top Speed:	110mph	Acc/Decc:	25/35
Crew:	1	Range:	50mi
Passengers:	0	Cargo:	10kg
Maneuver:	+3	SDP:	20
SP:	5	Type:	watercraft
Mass:	145kg	Cost:	12,000eb

The fastest old school style jet ski you can buy.

SPECIAL EQUIPMENT: none




SUZUKI BLACKWATER

Top Speed:	110mph	Acc/Decc:	20/35
Crew:	1	Range:	75mi
Passengers:	1	Cargo:	20kg
Maneuver:	+4	SDP:	30
SP:	5	Type:	watercraft
Mass:	230kg	Cost:	13,500eb

Unparalleled agility makes the Blackwater a premiere personal watercraft. The side wings aid its maneuverability, biting into the waves to cut through sharp corners.

SPECIAL EQUIPMENT: none



OTEC EON

Top Speed:	120mph	Acc/Decc:	30/30
Crew:	1	Range:	100mi
Passengers:	0	Cargo:	20kg
Maneuver:	+1	SDP:	35
SP:	5	Type:	watercraft
Mass:	300kg	Cost:	20,000eb

A very unique single person boat built for speed.

SPECIAL EQUIPMENT: none

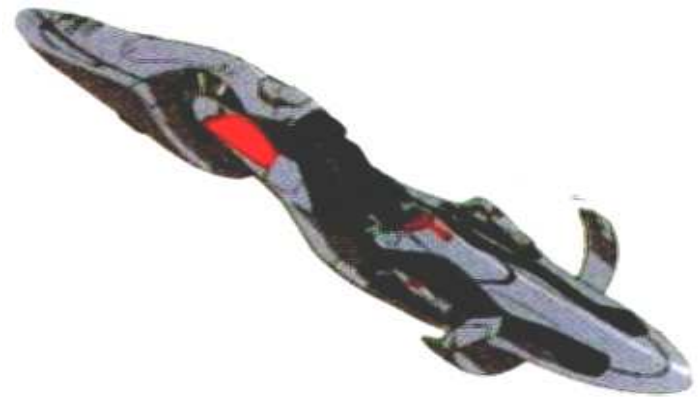


KAWASAKI SEAHAWK

Top Speed:	120mph	Acc/Decc:	25/35
Crew:	1	Range:	60mi
Passengers:	1	Cargo:	40kg
Maneuver:	+2	SDP:	25
SP:	5	Type:	watercraft
Mass:	240KG	Cost:	18,500 eb

The Seahawk personal watercraft is perhaps the worlds most popular. Its reasonable price, high speed and maneuverability as well as space for two make this a very well sold craft indeed.

SPECIAL EQUIPMENT: none



WAVETECH TORPEDOSLED

Top Speed:	125mph	Acc/Decc:	30/30
Crew:	1	Range:	50mi
Passengers:	0	Cargo:	0kg
Maneuver:	-2	SDP:	25
SP:	5	Type:	watercraft
Mass:	180KG	Cost:	22,500 eb

The Torpedosled may be the most insane personal watercraft of all time. You lay fully forward on it, then the 6 foot long impeller system propels you up to 125mph, and then you go home and change your underwear. Seriously, riding this thing is supposed to be like riding a luge, on your stomach, head first, with waves... Definitely not for the weak of heart, though maybe for the weak of heads...

SPECIAL EQUIPMENT: none,



MISTUBISHI AQUABLADE

Top Speed:	140mph	Acc/Decc:	30/35
Crew:	1	Range:	120mi
Passengers:	0	Cargo:	0kg
Maneuver:	-1	SDP:	40
SP:	10	Type:	watercraft
Mass:	272KG	Cost:	48,000 eb

Truly for the adrenalin junkie and danger lover, the Aquablade was the first personal hydrofoil on the market. This is without a doubt one of the fastest personal watercraft around, and possibly one of the most dangerous. This vehicle will not even be sold unless you can prove your skill under evaluation from a Mitsubishi professional rider.

SPECIAL EQUIPMENT: none



OTEC BENMARO

Top Speed:	150mph	Acc/Decc:	30/40
Crew:	1	Range:	80mi
Passengers:	0	Cargo:	0kg
Maneuver:	0	SDP:	45
SP:	5	Type:	watercraft
Mass:	290kg	Cost:	55,000eb

It never fails, introduce something as dangerous as the Aquablade, and suddenly competitor versions are sprouting up and a whole racing circuit takes off.

SPECIAL EQUIPMENT: none



KAWASAKI SANDU

Top Speed:	160mph	Acc/Decc:	32/35
Crew:	1	Range:	60mi
Passengers:	0	Cargo:	0kg
Maneuver:	0	SDP:	50
SP:	5	Type:	watercraft
Mass:	280kg	Cost:	65,000eb

Kawasaki leads the pack in performance with the Sandu, an aggressively performing sea beast.

SPECIAL EQUIPMENT: none

SAIL DRIVEN BOATS



INVITATION G3

Top Speed:	wind powered	Acc/Decc:	wind powered
Crew:	1	Range:	unlimited
Passengers:	0	Cargo:	30kg
Maneuver:	+2	SDP:	120
SP:	10	Type:	watercraft
Mass:	.2 tons	Cost:	15,000 eb

The next step in personal sail driven watercraft, and making waves among the wind surfing crowd. This set up offers stability and agility unheard of.

SPECIAL EQUIPMENT: none



WESTERLY VELOCITY

Top Speed:	wind powered	Acc/Decc:	wind powered
Crew:	1	Range:	120mi
Passengers:	9	Cargo:	1000kg
Maneuver:	-1	SDP:	80
SP:	6	Type:	watercraft
Mass:	2.8 tons	Cost:	185,000 eb

One of the fastest sail boats ever made, the vessel can be operated by one person due to the complex on board computer system which automatically adjusts the sails to best catch the wind.

SPECIAL EQUIPMENT: GPS, long range radio,




WESTERLY SUNRISER

Top Speed:	wind powered	Acc/Decc:	wind powered
Crew:	3	Range:	unlimited
Passengers:	10	Cargo:	3000kg
Maneuver:	-2	SDP:	75
SP:	20	Type:	watercraft
Mass:	20 tons	Cost:	125,000 eb

The sunriser is a midsized schooner, possessing all the style, grace, and craftsman ship the Westerly name implies.

SPECIAL EQUIPMENT: you want it you got it



CADENCE POSEIDON SAILING YACHT

Top Speed:	wind powered	Acc/Decc:	wind powered
Crew:	3	Range:	unlimited
Passengers:	10	Cargo:	4000kg
Maneuver:	-2	SDP:	150
SP:	20	Type:	watercraft
Mass:	32 tons	Cost:	340,000 eb

A beautiful yacht, fast and large, if you love the sea enough to live on it, this is the vessel for you.

SPECIAL EQUIPMENT: you want it you got it



WESTERLY DART'AGNON

Top Speed:	wind powered	Acc/Decc:	wind powered
Crew:	3	Range:	unlimited
Passengers:	20	Cargo:	3000kg
Maneuver:	-2	SDP:	120
SP:	40	Type:	watercraft
Mass:	35 tons	Cost:	415,000 eb

A beautiful sailing yacht from Westerly, the best name in sailing. A true waterborne masterpiece.

SPECIAL EQUIPMENT: you want it you got it, although it does come standard with an emergency engine for stormy weather and dead calms.

POWER BOATS



YAMAHA PARTY DECK

Top Speed:	15mph	Acc/Decc:	5/10
Crew:	1	Range:	Solar (20mi on battery backup backup)
Passengers:	5	Cargo:	500KG
Maneuver:	0	SDP:	20
SP:	10	Type:	BOAT
Mass:	800KG	Cost:	500EB

The solar powered party deck is really little more than the name implies. Popular as a rental vehicle at resorts and marinas, it has a small motor that will push it along, and allow for a nice day with family and friends, and your own personal swimming platform. Also makes a pretty decent fishing or diving boat.

SPECIAL EQUIPMENT: 4 ice coolers, optional audio entertainment system



Otec DUCKY

Top Speed:	25mph	Acc/Decc:	5/5
Crew:	1	Range:	180mi
Passengers:	3	Cargo:	40kg
Maneuver:	-3	SDP:	40
SP:	5	Type:	watercraft
Mass:	460 KG	Cost:	3,000 eb

An automobile sized hovercraft, makes for a hell of a fun ride, over land or sea.

SPECIAL EQUIPMENT: none



COSTELLO QUINN

Top Speed:	35mph	Acc/Decc:	5/15
Crew:	1	Range:	300mi
Passengers:	4	Cargo:	900kg
Maneuver:	+3	SDP:	80
SP:	40	Type:	watercraft
Mass:	5 tons	Cost:	25,000 eb

A small fishing boat, used for a wide variety of purposes.

SPECIAL EQUIPMENT: long range radio,



Otec INVISO

Top Speed:	40mph	Acc/Decc:	10/20
Crew:	1	Range:	100mi
Passengers:	6	Cargo:	2500KG
Maneuver:	0	SDP:	35
SP:	19	Type:	BOAT
Mass:	1.4tons	Cost:	20,000EB

Otec sells this boat as a pleasure craft. What they don't say in print is that it was originally developed for the military, and is nearly invisible to radar even in calm waters, and that the engine has special babbles to make it almost silent. However, even without Otec putting that in its adverts, there seem to be an awful lot of these boats in the hands of drug dealers and smugglers.

SPECIAL EQUIPMENT: none



CINO LANSING

Top Speed:	40mph	Acc/Decc:	15/15
Crew:	1	Range:	120mi
Passengers:	5	Cargo:	800kg
Maneuver:	0	SDP:	50
SP:	10	Type:	watercraft
Mass:	5 tons	Cost:	18,000 eb

Here's one that's hard to figure out, hard to figure out why that is. A fishing boat with a caterpillar drive, while certainly a novel approach, is kind of a wasted effort. Still they are cheap, so they are mildly popular.

SPECIAL EQUIPMENT: you want it you got it



MERCURY RELAUNCH

Top Speed:	45mph	Acc/Decc:	20/20
Crew:	1	Range:	100mi
Passengers:	4	Cargo:	400KG
Maneuver:	+1	SDP:	30
SP:	10	Type:	BOAT
Mass:	.6tons	Cost:	8000EB

A small, but popular power boat.

SPECIAL EQUIPMENT: none

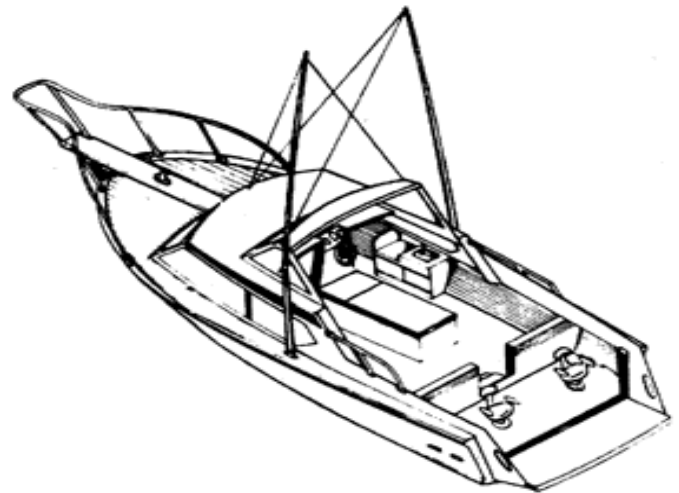


ZOLLAND BARCA

Top Speed:	45mph	Acc/Decc:	20/20
Crew:	1	Range:	20mi
Passengers:	8	Cargo:	1000kg
Maneuver:	+1	SDP:	80
SP:	10	Type:	watercraft
Mass:	1.1 Tons	Cost:	22,500 eb

A beautiful pleasure boat with hardwood decks. Cruise your waters in ultimate style, whether with a special someone, or throwing a party on the water, this boat makes an impression.

SPECIAL EQUIPMENT: radio, gps, on board computer and satellite link,



AQUA DYNAMICS SEAQUEST

Top Speed:	45mph	Acc/Decc:	10/15
Crew:	1	Range:	120mi
Passengers:	5	Cargo:	40kg
Maneuver:	+3	SDP:	80
SP:	40	Type:	watercraft
Mass:	4.5 tons	Cost:	35,000 eb

A beautiful, well built and fast pleasure boat, fast enough in fact to pull skiers. for sure a very popular boat, with a wide variety of uses.

SPECIAL EQUIPMENT: GPS, long range radio,



MERCURY SWORDSMAN

Top Speed:	65 mph	Acc/Decc:	20/20
Crew:	1	Range:	100mi
Passengers:	3	Cargo:	400KG
Maneuver:	+1	SDP:	35
SP:	10	Type:	BOAT
Mass:	.9tons	Cost:	18,000EB

A ragtop convertible speedboat with room for 4.

SPECIAL EQUIPMENT: none



CAVALIER COBALT

Top Speed:	65mph	Acc/Decc:	15/15
Crew:	1	Range:	80mi
Passengers:	7	Cargo:	500KG
Maneuver:	+2	SDP:	50
SP:	10	Type:	BOAT
Mass:	1tons	Cost:	20,000EB

Cavaliers Cobalt is a popular ski and pleasure boat, perfect for weekends at the lake or beach excursions.

SPECIAL EQUIPMENT: none



MERCURY LONNUS

Top Speed:	70 mph	Acc/Decc:	30/40
Crew:	1	Range:	250mi
Passengers:	4	Cargo:	0KG
Maneuver:	0	SDP:	40
SP:	10	Type:	BOAT
Mass:	1.9 tons	Cost:	76,000EB

A very fast cigarette boat from Mercury with high sloping sides for even tighter turns.

SPECIAL EQUIPMENT: radio,



OTEC KFS

Top Speed:	70mph	Acc/Decc:	20/20
Crew:	1	Range:	100mi
Passengers:	5	Cargo:	500KG
Maneuver:	+2	SDP:	50
SP:	10	Type:	BOAT
Mass:	1.2tons	Cost:	28,000EB

A very attractive ski boat from Otec with a below deck cabin and an impressive performance.

SPECIAL EQUIPMENT: gps, audio entertainment system, bed,



MERCURY 2511

Top Speed:	65 mph	Acc/Decc:	22/20
Crew:	1	Range:	150mi
Passengers:	1	Cargo:	50kg
Maneuver:	+1	SDP:	130
SP:	30	Type:	watercraft
Mass:	1.2 tons	Cost:	26,000 eb

A small but fast speedboat, ideal for pulling skiers or just cruising the waters and making waves.

SPECIAL EQUIPMENT: full audio entertainment suite, onboard computer,



CADENCE X-ESS

Top Speed:	70mph	Acc/Decc:	22/22
Crew:	1	Range:	200mi
Passengers:	4	Cargo:	500KG
Maneuver:	+1	SDP:	60
SP:	10	Type:	BOAT
Mass:	1.2tons	Cost:	40,000EB

An extremely comfortable powerboat with a cabin just right for one, or a couple.

SPECIAL EQUIPMENT: radio, GPS, audio/visual entertainment system, toilet/shower, microwave, fridge.



BMW BOCATTO

Top Speed:	80mph	Acc/Decc:	25/25
Crew:	1	Range:	220mi
Passengers:	3	Cargo:	500KG
Maneuver:	+1	SDP:	55
SP:	10	Type:	BOAT
Mass:	.9tons	Cost:	45,000EB

A BMW speedboat sure to make waves and turn heads.

SPECIAL EQUIPMENT: audio entertainment system, gps,



WESTERLY STREAKER

Top Speed:	85mph	Acc/Decc:	20/20
Crew:	1	Range:	800mi
Passengers:	8	Cargo:	2000kg
Maneuver:	-2	SDP:	80
SP:	35	Type:	watercraft
Mass:	9 tons	Cost:	180,000 eb

An advanced pleasure hydrofoil, the retractable roof is a very very nice touch and adds even more style to an already beautiful craft.

SPECIAL EQUIPMENT: radio, bar, bathroom, 2 cabins



MERCURY SSB-56

Top Speed:	85 mph	Acc/Decc:	22/20
Crew:	1	Range:	200mi
Passengers:	up to 6	Cargo:	700kg
Maneuver:	+2	SDP:	60
SP:	30	Type:	watercraft
Mass:	3 tons	Cost:	56,000 eb

An incredibly fast ski boat, with enough room for all your friends. If you like to go fast, and you like to party, this is the boat for you.

SPECIAL EQUIPMENT: full audio entertainment suite, onboard computer,



MAGELLAN JAGGEN

Top Speed:	85mph	Acc/Decc:	25/25
Crew:	1	Range:	180mi
Passengers:	3	Cargo:	300KG
Maneuver:	0	SDP:	50
SP:	10	Type:	BOAT
Mass:	tons	Cost:	43,000EB

A simple but fast speedboat. well worth the price.

SPECIAL EQUIPMENT: none



KAWASAKI COMET

Top Speed:	85mph	Acc/Decc:	25/25
Crew:	1	Range:	100mi
Passengers:	3	Cargo:	KG
Maneuver:	0	SDP:	40
SP:	10	Type:	BOAT
Mass:	1.1tons	Cost:	45,000EB

A lightweight catamaran style speedboat.

SPECIAL EQUIPMENT: none



AQUA DYNAMICS DARTLINE

Top Speed:	90mph	Acc/Decc:	20/20
Crew:	1	Range:	150mi
Passengers:	6	Cargo:	KG
Maneuver:	0	SDP:	60
SP:	10	Type:	BOAT
Mass:	1.3tons	Cost:	64,000EB

The Dartline is a top of the line ski and pleasure boat. It's innovative design makes it the perfect expense to set you above the crowd.

SPECIAL EQUIPMENT: Cabin, 2 beds, microwave, fridge, toilet,




OTEC VAMPI

Top Speed:	90mph	Acc/Decc:	22/22
Crew:	1	Range:	mi
Passengers:	3	Cargo:	50KG
Maneuver:	-1	SDP:	40
SP:	10	Type:	BOAT
Mass:	1.2tons	Cost:	51,000EB

Otec's competition model against the Kawasaki Comet.

SPECIAL EQUIPMENT: none



KAWASAKI DEVILFISH

Top Speed:	100mph	Acc/Decc:	20/45
Crew:	1	Range:	120mi
Passengers:	4	Cargo:	600kg
Maneuver:	+1	SDP:	40
SP:	20	Type:	watercraft
Mass:	1.1 tons	Cost:	21,000 eb

A fast and maneuverable speed/ski boat, with a removable cover for the pilot area. While it is a bit faster than most boats in its class, the price is still very reasonable.

SPECIAL EQUIPMENT: audio entertainment suite




AQUA DYNAMICS LANCER

Top Speed:	120 mph	Acc/Decc:	25/20
Crew:	1	Range:	250mi
Passengers:	4	Cargo:	100kg
Maneuver:	+2	SDP:	150
SP:	35	Type:	watercraft
Mass:	4.2 tons	Cost:	87,000 eb

A powerful cigarette boat from Aqua Dynamics.

SPECIAL EQUIPMENT: full audio entertainment suite,



AQUA DYNAMICS RIZEN

Top Speed:	140 mph	Acc/Decc:	25/20
Crew:	1	Range:	250mi
Passengers:	4	Cargo:	100kg
Maneuver:	-2	SDP:	150
SP:	35	Type:	watercraft
Mass:	2.2 tons	Cost:	61,000 eb

Aqua Dynamics is bringing out the speed with the tri engine hydroplane.

SPECIAL EQUIPMENT: full audio entertainment suite, radio,



TOYO CHEV AQUAVETTE

Top Speed:	165mph	Acc/Decc:	30/30
Crew:	1	Range:	100mi
Passengers:	5	Cargo:	100KG
Maneuver:	-2	SDP:	55
SP:	15	Type:	BOAT
Mass:	2.5tons	Cost:	105,000EB

This is boat was originally a concept vehicle, meant only for expo, but the public took one look at it, and demanded it be made available. This is quite simply one of the fastest boats you can buy, and certainly the fastest with that kind of passenger room.

SPECIAL EQUIPMENT: radio, gps, audio entertainment system.



AQUADYNAMIC POWERDROME

Top Speed:	180mph	Acc/Decc:	35/35
Crew:	1	Range:	120mi
Passengers:	0	Cargo:	0kg
Maneuver:	-1	SDP:	40
SP:	10	Type:	watercraft
Mass:	1.5TONS	Cost:	848,000 eb

Computer controlled forward and rear stabilizers that automatically adjust to wind and lift to keep the boat not on in the water, but at optimal level, the most advanced impeller system ever created, and the aerodynamics of a fighter jet make this the fastest boat the world has ever known. Due to the advanced stabilizer design mounted on the thin hull, this vehicle can even make turns at high speed without an assured destruction.

SPECIAL EQUIPMENT: computer controlled stabilizers, radio,




OBERTO GRIFFONE

Top Speed:	220 mph	Acc/Decc:	30/40
Crew:	1	Range:	150mi
Passengers:	0	Cargo:	0KG
Maneuver:	0	SDP:	40
SP:	10	Type:	BOAT
Mass:	1.7 tons	Cost:	156,000EB

For a hydroplane this vessel is very wide, which serves to increase its stability and agility. The downside is that at top speeds it also serves to provide the boat with lift, which can be disastrous. Still, if you want something extremely fast, with decent maneuverability, this may be the boat for you.

SPECIAL EQUIPMENT: radio, crash harness, air supply



BMW GLADIUS

Top Speed:	230mph	Acc/Decc:	30/30
Crew:	1	Range:	mi
Passengers:	1	Cargo:	KG
Maneuver:	-2	SDP:	60
SP:	20	Type:	BOAT
Mass:	2.80tons	Cost:	190,000EB

BMW saw the Aquajet, and became offended that an American car company was so drastically outperforming the Euros... so in response they released the Gladius. One of the most perfectly aero and aqua-dynamic speedboats ever created. Watching this thing move is like seeing an artillery shell skim across the water.

SPECIAL EQUIPMENT: radio, gps, audio entertainment system.



MITSUBISHI MANTA

Top Speed:	250 mph	Acc/Decc:	30/40
Crew:	1	Range:	150mi
Passengers:	1	Cargo:	100KG
Maneuver:	-1	SDP:	50
SP:	20	Type:	truck
Mass:	1.6 tons	Cost:	177,500EB

A modern hydroplane from Mitsubishi, the Manta reaches speeds unheard of, and features blades which extend from below the hull to increase stability, control, and allow the vessel to make tighter turns at high speed.

SPECIAL EQUIPMENT: crash control system, full audio entertainment suite, security system, cybernetic linkage, emergency air supply, ejection seats, onboard computer,



KAWASAKI HYDROPLANES

Top Speed:	240 mph	Acc/Decc:	28/40
Crew:	1	Range:	150mi
Passengers:	0	Cargo:	0KG
Maneuver:	-1	SDP:	40
SP:	10	Type:	truck
Mass:	1.6 tons	Cost:	160,000EB

Since 2012 Kawasaki has established itself as the premiere name in hydroplane racing. The boats are custom built to the customers specifications.

SPECIAL EQUIPMENT: varies

LARGE POWER BOATS



MAGELLAN WAVEHOME

Top Speed:	30mph	Acc/Decc:	10/20
Crew:	1	Range:	400mi
Passengers:	5	Cargo:	KG
Maneuver:	-2	SDP:	60
SP:	10	Type:	BOAT
Mass:	3tons	Cost:	70,000EB

A simple 2 bedroom houseboat, with plenty of available options to suit all your needs.

SPECIAL EQUIPMENT: 2 beds, full kitchen, full bathroom, audio and visual entertainment system, radio, GPS, and whatever else the customer can afford.



CAVALIER BLUEFIN

Top Speed:	60mph	Acc/Decc:	15/15
Crew:	1	Range:	400mi
Passengers:	15	Cargo:	8,000KG
Maneuver:	-1	SDP:	85
SP:	20	Type:	BOAT
Mass:	12tons	Cost:	95,000EB

This large cabin cruiser is a popular weekend retreat for many corporates, and is also seeing a rise in popularity as home and business to aquatic nomads.

SPECIAL EQUIPMENT: 6cabins, galley, 2 bathrooms w/shower, full audio visual entertainment suite, radio, gps, on board computer and satellite link,



WESTERLY SEAMASTER

Top Speed:	50mph	Acc/Decc:	15/15
Crew:	1	Range:	300mi
Passengers:	4	Cargo:	3000KG
Maneuver:	-1	SDP:	80
SP:	10	Type:	BOAT
Mass:	3tons	Cost:	82,000EB

A very comfortable and stylish cabin cruiser.

SPECIAL EQUIPMENT: 2 cabins, galley, bathroom w/shower, full audio visual entertainment suite, radio, gps, on board computer and satellite link,




CADENCE TRILOBIS

Top Speed:	35mph	Acc/Decc:	10/10
Crew:	3	Range:	600mi
Passengers:	6	Cargo:	4000kg
Maneuver:	-1	SDP:	160
SP:	45	Type:	watercraft
Mass:	30 tons	Cost:	620,000 eb

This uniquely designed yacht is a sea life lovers dream, underneath the hull is a specially designed observation chamber with reinforced plexan windows, allowing you to view the sea as you never have before, it truly takes glass bottom boats to the next level. In fact the entire boat is built around a theme of observation, with large panoramic windows and spacious design.

SPECIAL EQUIPMENT: you want it you got it

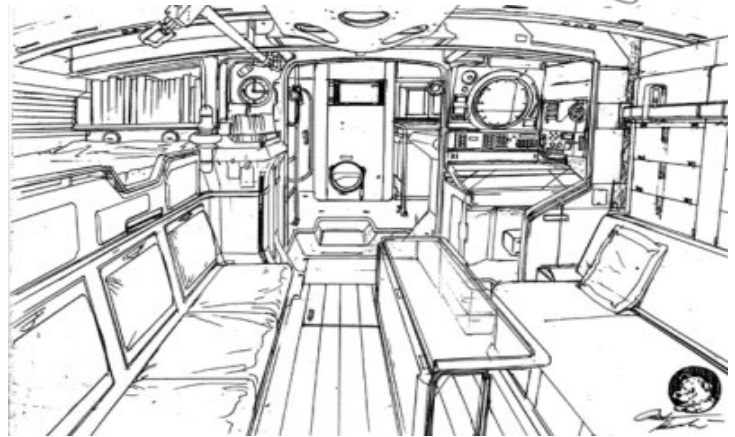
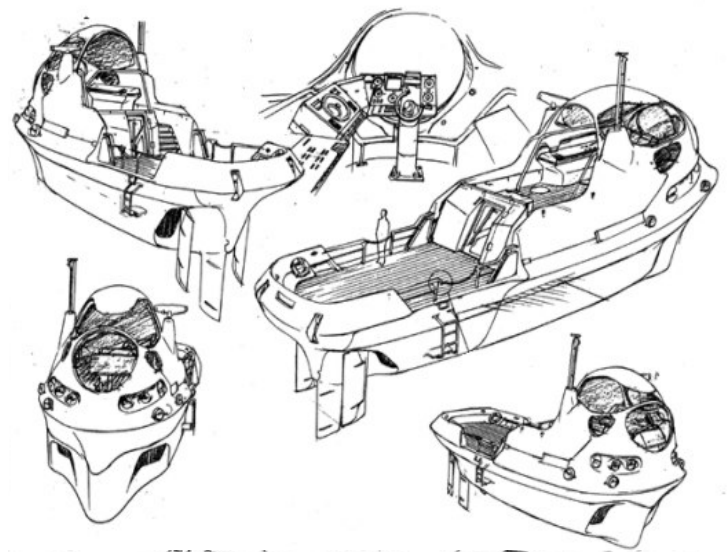


CLAUSS SUNGODDES

Top Speed:	45mph	Acc/Decc:	5/10
Crew:	1	Range:	unlimited
Passengers:	4	Cargo:	30kg
Maneuver:	+2	SDP:	120
SP:	2	Type:	watercraft
Mass:	.2 tons	Cost:	15,000 eb

The only solar powered pleasure boat in the world available on the open market.

SPECIAL EQUIPMENT: Galley, 2 cabins, bathroom with shower, long range-radio, computer station, full audio visual entertainment suite, satellite link, gps.



WESTERLY MAGELLAN

Top Speed:	60 mph	Acc/Decc:	18/25
Crew:	1	Range:	800mi
Passengers:	up to 8	Cargo:	2000kg
Maneuver:	0	SDP:	130
SP:	30	Type:	watercraft
Mass:	24 tons	Cost:	75,000 eb

A beautiful caterpillar drive boat, popular as a charter vessel as well as private ownership. Tour the coast, or just go for a weekend of fishing. Some people even make these their homes.

SPECIAL EQUIPMENT: bathroom, full audio/visual entertainment suite, mini kitchen, beds, onboard computer w/GPS, phone, long range radio, radar, sonar, large storage space,




CADENCE COLLETTA

Top Speed:	50mph	Acc/Decc:	15/15
Crew:	1	Range:	500mi
Passengers:	4	Cargo:	2000kg
Maneuver:	+1	SDP:	100
SP:	35	Type:	watercraft
Mass:	35 tons	Cost:	360,000 eb

A small but luxurious powered yacht, the Colletta once again proves that Cadence can build anything with style and luxury undreamed of.

SPECIAL EQUIPMENT: you want it you got it



TONG CHE BORDELLO

Top Speed:	25 mph	Acc/Decc:	5/15
Crew:	3	Range:	100mi
Passengers:	varies	Cargo:	n/a
Maneuver:	-2	SDP:	230
SP:	60	Type:	watercraft
Mass:	36.75 tons	Cost:	270,000 eb

A very large boat, often used as restaurants, casinos, hotels, apartment complexes, even as a floating office building. The uses of this vessel are infinite, this type of boat used to be popular merely in Asia, but has of lately began appearing all over the world.

SPECIAL EQUIPMENT: varies greatly



CAVALIER MARK 16 POWERED YACHT

Top Speed:	55mph	Acc/Decc:	10/10
Crew:	3	Range:	1000mi
Passengers:	5	Cargo:	4000kg
Maneuver:	-2	SDP:	100
SP:	45	Type:	watercraft
Mass:	45 tons	Cost:	420,000 eb

A large powered yacht. Not as pretty as a Cadence or Westerly, but comparable in every other way.

SPECIAL EQUIPMENT: you want it you got it





OTEC NAUTICUS

Top Speed:	60 mph	Acc/Decc:	10/15
Crew:	1	Range:	800mi
Passengers:	5	Cargo:	3000kg
Maneuver:	+2	SDP:	130
SP:	60	Type:	watercraft
Mass:	60 tons	Cost:	695,000 eb

A medium sized power yacht, a favorite among many of the rich and or famous.

SPECIAL EQUIPMENT: you want it you got it



CADENCE CRESCENDO

Top Speed:	100mph	Acc/Decc:	25/25
Crew:	1	Range:	800mi
Passengers:	6	Cargo:	25,000KG
Maneuver:	-1	SDP:	120
SP:	45	Type:	BOAT
Mass:	120tons	Cost:	24,000,000EB

It may not be as big as a Westerly Kraken or Stealth, or as ornate as a Magellan Shadus, but the Cadence Crescendo doesn't lack in either regard, and it is by far the fastest yacht in the world. As an added bonus, the boat comes with a garage, complete with a matching 4000SPR sports car. The garage itself can fuel the car from its own reserve tank.

SPECIAL EQUIPMENT: 4 cabin suites, 1 crew cabin with 4 bunks, galley, full bathroom, media room, radio, GPS, Cadence 4000SPR, whatever else you can afford



MAGELLAN CCS-108

Top Speed:	70mph	Acc/Decc:	20/20
Crew:	1	Range:	1000mi
Passengers:	8	Cargo:	2000KG
Maneuver:	0	SDP:	90
SP:	20	Type:	BOAT
Mass:	110tons	Cost:	18,000,000EB

A small luxury yacht with the performance of a cigarette boat, an old design for Magellan. Room for 8 plus 4 crew members.

SPECIAL EQUIPMENT: 2 full size cabins, 2 cabins with 4 bunks each. 2 full bathrooms, full ballroom, full kitchen, bar, media room, hot tub, and anything else you want.



MAGELLAN SHADUS

Top Speed:	60mph	Acc/Decc:	27/27
Crew:	1	Range:	800mi
Passengers:	10	Cargo:	4000KG
Maneuver:	-2	SDP:	120
SP:	20	Type:	BOAT
Mass:	108tons	Cost:	22,000,000EB

The Shadus is Magellans premiere yacht. Not as big as the Westerly stealth, but every bit as stylish and attractive. The custom docking jetski's on the side pontoons are a nice touch.

SPECIAL EQUIPMENT: 4 cabins, flip over table for extra double bed, galley, full bathroom, , media room, radio, GPS, 2 jet skis (same stats as Otec Waveon), whatever else you can afford

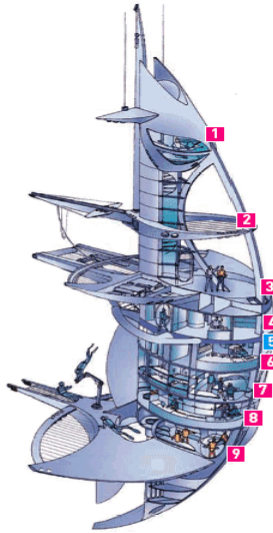


WESTERLY STEALTH

Top Speed:	85mph	Acc/Decc:	25/25
Crew:	2	Range:	1500mi
Passengers:	15	Cargo:	8000kg
Maneuver:	-1	SDP:	140
SP:	35	Type:	watercraft
Mass:	100 tons	Cost:	42,360,000 eb

When Kenshiro Arasaka decided he wanted a boat, security was his main concern. So he contacted Westerly and set to work with their designers. The final design is so revolutionary that Westerly decided to produce them for the public. The stealth profile of this boat comes back as no more than a ski boat, yet its large enough to entertain 40 people comfortable. Every luxury and amenity has been provided, though unlike Arasakas vessel, it does not come armed.

SPECIAL EQUIPMENT: you want it you got it + stealth capabilities



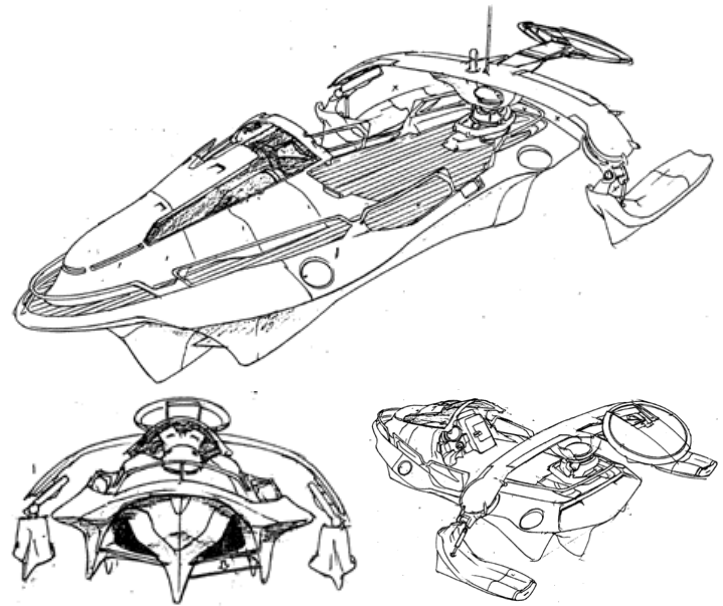
1. Upper lookout deck, +14.25 m: control room
2. Trampoline deck, +9.00 m: relaxation zone
3. Surface deck, +4.50 m: above-deck operations
4. Access deck, +1.50 m: technical zone and workshops
5. Sea level 0.00
6. Service deck, -0.85 m: toilets, showers, etc.
7. Atmospheric deck, -3.20 m: living quarters
8. Research deck, -5.55 m: laboratories
9. Pressurised deck, -8.00 m: living quarters

HYDRO SUBSIDIUM SEACASTLE

Top Speed:	15mph	Acc/Decc:	5/10
Crew:	1	Range:	1000mi
Passengers:	20	Cargo:	4000KG
Maneuver:	-3	SDP:	180
SP:	40	Type:	BOAT
Mass:	145tons	Cost:	24,000,000EB

Using a combination of solar energy, hybrid fuel engines, and electrical stores powered by the flowing currents of the water, the Sea Castle's range is almost unlimited. The vessel primarily serves as a research station, though some individuals have bought them as seaborne homes. The Sea Castle uses a specially designed ballast system to raise and lower itself in the water, allowing it to raise all the way up to the lower platform in calm seas or shallow water, or sink down to the lower platform for more stability in rough water.

SPECIAL EQUIPMENT: anything the buyer wants and can afford.



WESTERLY KRAKEN

Top Speed:	75 mph	Acc/Decc:	12/12
Crew:	5(9)	Range:	2500mi
Passengers:	20	Cargo:	9000kg
Maneuver:	-2	SDP:	200
SP:	30	Type:	watercraft
Mass:	141 tons	Cost:	52,865,000 eb

A very large, very elegant power yacht, owning the Kraken is a true measure of success, wealth and style.

SPECIAL EQUIPMENT: you want it you got it



WESTERLY SWIFTING



WESTERLY SWIFTING

Top Speed:	35mph	Acc/Decc:	20/20
Crew:	20	Range:	10,000mi
Passengers:	100	Cargo:	200,000KG
Maneuver:	-3	SDP:	350
SP:	50	Type:	BOAT
Mass:	1450tons	Cost:	22,000,000EB

One of the finest, most luxurious yachts ever produced. The Oculus is more than just a yacht, it is a measure of prestige and decadence. It is a symbol of success and excess, and clearly it sets its owners apart from the herd. This superyacht has 2 master living areas, each with a master suite and 2 additional bedrooms, 6 VIP rooms, 80 guest rooms, captain and first mate quarters, and 12 4-bunk crew cabins.

SPECIAL EQUIPMENT: it has everything.

Top Speed:	50mph	Acc/Decc:	20/20
Crew:	4	Range:	8000mi
Passengers:	20	Cargo:	20,000KG
Maneuver:	-3	SDP:	250
SP:	40	Type:	BOAT
Mass:	465tons	Cost:	102,000,000EB

One of the finest, most luxurious yachts ever produced. The Oculus is more than just a yacht, it is a measure of prestige and decadence. It is a symbol of success and excess, and clearly it sets its owners apart from the herd.

SPECIAL EQUIPMENT:3 room master living are, with 2 vip room, 12 cabins, captains quarters, 3 crew rooms each with 4 bunks, anything else you can afford or imagine.

SUBMERSIBLES



OTEC DPV

Top Speed:	5mph	Acc/Decc:	5/5
Crew:	1	Range:	20mi
Passengers:	0	Cargo:	0kg
Maneuver:	+3	SDP:	15
SP:	5	Type:	submersible
Mass:	10KG	Cost:	750eb

A simple scuba sled, electric with a 2 hour operating charge. The DPV is completely silent, and requires an hours recharging from a standard socket after every use.

SPECIAL EQUIPMENT:



AQUATECH MAGNUM

Top Speed:	20mph	Acc/Decc:	10/10
Crew:	1	Range:	25mi
Passengers:	0	Cargo:	0kg
Maneuver:	+2	SDP:	25
SP:	5	Type:	submersible
Mass:	50KG	Cost:	14,000eb

The Magnum is the fastest underwater sled in the world, its speed matches that of the dolphins and the only sound this stealthy beast makes is from the flow of water around it. The military version costs an extra 6 thousand, but is armored to SP: 15 and gets an additional 5mph.

SPECIAL EQUIPMENT: sonar, depth gauge, headlights, 10 minute emergency air supply.




HYDROSUBSIDIUM BUBBLESUB

Top Speed:	5mph	Acc/Decc:	5/5
Crew:	1	Range:	10mi
Passengers:	2	Cargo:	0kg
Maneuver:	-3	SDP:	25
SP:	5	Type:	submersible
Mass:	865KG	Cost:	17,500 eb

Here's a novel idea, a chauffeured submarine. A scuba diver sits exposed and pilots the sub while its passengers sit safe, warm, and dry inside an airtight plexan bubble. Very popular as a tourist attraction, as well as for executives overseeing submersible operations.

SPECIAL EQUIPMENT: 1 hour air supply + 10 minute emergency reserve




OTEC SEAGLE

Top Speed:	15mph	Acc/Decc:	5/5
Crew:	1	Range:	30mi
Passengers:	1	Cargo:	50kg
Maneuver:	+1	SDP:	25
SP:	5	Type:	submersible
Mass:	150KG	Cost:	25,000eb

A 2-man mini-sub, designed for touring, recreation, inspection, an insertion.

SPECIAL EQUIPMENT: sonar, depth gauge, headlights, 10 minute emergency air supply.



HYDROSUBSIDIUM MUSTANG

Top Speed:	20mph	Acc/Decc:	10/10
Crew:	1	Range:	30mi
Passengers:	1	Cargo:	50kg
Maneuver:	+2	SDP:	55
SP:	15	Type:	submersible
Mass:	1865KG	Cost:	37,500 eb

This personal submarine pilots more like an aircraft than a submersible, and driving it feels like being a fighter pilots, especially at the incredible speeds the craft is able to reach underwater.

SPECIAL EQUIPMENT: 2 hour air supply + 10 minute emergency reserve, sonar, depth gauge, headlights,



AUDI SHARK

Top Speed:	20mph	Acc/Decc:	10/10
Crew:	1	Range:	50mi
Passengers:	1	Cargo:	100kg
Maneuver:	+1	SDP:	50
SP:	10	Type:	submersible
Mass:	2000KG	Cost:	212,000eb

An undersea sportscar with all the Audi trimmings.

SPECIAL EQUIPMENT: 2 hour air supply + 10 minute emergency reserve, sonar, depth gauge, headlights,



OTEC RQ7

Top Speed:	10mph	Acc/Decc:	5/5
Crew:	1	Range:	50mi
Passengers:	2	Cargo:	kg
Maneuver:	0	SDP:	60
SP:	10	Type:	submersible
Mass:	2.5tons	Cost:	165,000eb

A simple exploratory/research sub

SPECIAL EQUIPMENT: sonar, 8 hours life support, radio, searchlight, visual suite, marine sensor suite,




AQUATECH CORO

Top Speed:	15mph	Acc/Decc:	5/5
Crew:	1	Range:	mi
Passengers:	3	Cargo:	kg
Maneuver:	+1	SDP:	80
SP:	15	Type:	submersible
Mass:	3.2tons	Cost:	200,000eb

A deep see sub, highly sloped like an egg to better withstand pressure. Most often used for sea floor exploration or oil well maintenance. In event of a seal, the sub will fill with a reserve LBM, which will not only serve to balance the pressure, but also provide another 2 hours of oxygen.

SPECIAL EQUIPMENT: sonar, 8 hours life support, radio, searchlight, LBM backup, marine sensor suite,




HYDROSUBSIDIUM CAB6

Top Speed:	10mph	Acc/Decc:	5/5
Crew:	1	Range:	40mi
Passengers:	5	Cargo:	100kg
Maneuver:	0	SDP:	80
SP:	10	Type:	submersible
Mass:	3.6tons	Cost:	150,000eb

A utility sub that can be purpose outfitted with a wide range of options including remote arms and a vast number of tools from arc welders to aqua vacuums.

SPECIAL EQUIPMENT: sonar, 8 hours life support, radio, marine sensor suite, whatever tools and utility options the buyer can afford.



OTEC GK1

Top Speed:	15mph	Acc/Decc:	5/5
Crew:	1	Range:	50mi
Passengers:	8	Cargo:	1000kg
Maneuver:	-1	SDP:	100
SP:	20	Type:	submersible
Mass:	4.6tons	Cost:	280,000eb

The GK1 has a variety of uses, but its most common is that of a submersible bus or cargo van. A necessity at undersea installations.

SPECIAL EQUIPMENT: sonar, 8 hours life support, radio, marine sensor suite,




HYDRO SUBSIDIUM ACHS

Top Speed:	mph	Acc/Decc:	5/5
Crew:	5	Range:	200mi
Passengers:	12	Cargo:	20,000kg
Maneuver:	-2	SDP:	150
SP:	20	Type:	submersible
Mass:	25tons	Cost:	685,000eb

The ACHS is the largest commercially available cargo sub.

SPECIAL EQUIPMENT: sonar, 144 hours life support, radio, marine sensor suite,

HELICOPTERS

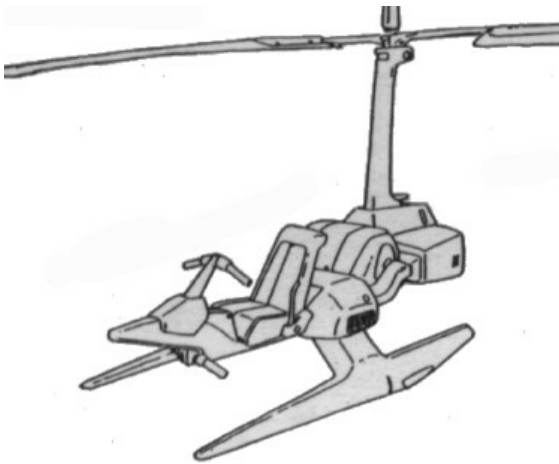


AMERITECH GSX-20 ULTRA-LIGHT

Top Speed:	80mph	Acc/Decc:	20/20
Crew:	1	Range:	100 mi
Passengers:	0	Cargo:	0 KG
Maneuver:	0	SDP:	10
SP:	0	Type:	aircraft
Mass:	62 KG	Cost:	12,000 EB

This ultralite fits into a large suitcase when taken apart, and can be assembled in under ten minutes with practice. Perfect for a fast getaway, quick surveillance, or just having a whole lot of fun.

SPECIAL EQUIPMENT: none




SUZUKI BUZZER

Top Speed:	60mph	Acc/Decc:	10/10
Crew:	1	Range:	80 mi
Passengers:	1	Cargo:	0 KG
Maneuver:	+1	SDP:	25
SP:	5	Type:	aircraft
Mass:	35KG	Cost:	21,000 EB

A 2 man mini copter everyone can afford.

SPECIAL EQUIPMENT: none



SAUNDERS DODO

Top Speed:	80mph	Acc/Decc:	20/20
Crew:	1	Range:	140 mi
Passengers:	1	Cargo:	80 KG
Maneuver:	+1	SDP:	60
SP:	5	Type:	aircraft
Mass:	.1 tons	Cost:	42,000 EB

No more expensive than a new car, the Saunders Dodo gives everyone a chance to own their own aircraft without being exposed to the elements. And because of its light, but powerful engine, it still falls under ultralight status, meaning you don't need a pilots license to fly it.

SPECIAL EQUIPMENT: radio



BELL MEADOWLARK

Top Speed:	180mph	Acc/Decc:	30/30
Crew:	1	Range:	400 mi
Passengers:	3	Cargo:	200 KG
Maneuver:	+2	SDP:	50
SP:	10	Type:	aircraft
Mass:	1 tons	Cost:	32,000 EB

A small personal helicopter perfect for executive transportation, tour agencies, resorts and anyone who just wants to fly.

SPECIAL EQUIPMENT: radio




SIKORSKY JRX

Top Speed:	200mph	Acc/Decc:	20/20
Crew:	1	Range:	300mi
Passengers:	4	Cargo:	100KG
Maneuver:	+1	SDP:	60
SP:	10	Type:	aircraft
Mass:	1.5tons	Cost:	120,000EB

A uiquitus chopper commonly used by corporations and tour companies.

SPECIAL EQUIPMENT: radio, radar



PANEUROPE PLUTOCRAT

Top Speed:	180mph	Acc/Decc:	20/20
Crew:	1	Range:	400mi
Passengers:	9	Cargo:	1000KG
Maneuver:	0	SDP:	85
SP:	15	Type:	aircraft
Mass:	4tons	Cost:	450,000EB

A chopper commonly used as corporate transport or cargo, it also sees heavy use as a rescue and medical transport.

SPECIAL EQUIPMENT: radio, radar, GPS, Satellite Uplink, damage control system, Cyberlink



BELL 351

Top Speed:	210mph	Acc/Decc:	30/30
Crew:	1	Range:	350mi
Passengers:	4	Cargo:	KG
Maneuver:	+1	SDP:	65
SP:	10	Type:	aircraft
Mass:	1.4tons	Cost:	160,000EB

A very sleek but ultimately low end corporate chopper, with modifications its also popular as a news chopper and is used by several media corporations.

SPECIAL EQUIPMENT: radio, radar, GPS,




BELL AIRSTAR-21

Top Speed:	200mph	Acc/Decc:	25/25
Crew:	1	Range:	mi
Passengers:	11	Cargo:	1500KG
Maneuver:	0	SDP:	95
SP:	20	Type:	aircraft
Mass:	8tons	Cost:	500,000EB

Another cargo/transport chopper from Bell. It's larger than the Plutocrat, but serves essentially the same purposes.

SPECIAL EQUIPMENT: radio, radar, GPS, Satellite Uplink, damage control system, Cyberlink



BELL LARK

Top Speed:	400mph	Acc/Decc:	30/30
Crew:	1	Range:	1500 mi
Passengers:	5	Cargo:	500 KG
Maneuver:	+1	SDP:	100
SP:	20	Type:	aircraft
Mass:	4 tons	Cost:	320,000 EB

A commonly seen corporate helicopter, many are personally owned. Lush upholstery, comfortable seats and beautiful trim make the Lark the choice of professionals.

SPECIAL EQUIPMENT: radio, radar, GPS, Satellite Uplink, damage control system, Cyberlink




LOCKHEED KINGBEE

Top Speed:	240mph	Acc/Decc:	32/32
Crew:	1	Range:	600mi
Passengers:	3	Cargo:	100KG
Maneuver:	+2	SDP:	60
SP:	10	Type:	aircraft
Mass:	1.1tons	Cost:	435,000EB

This is a very fast personal helicopter, the fastest true helicopter available on the civilian market in fact.

SPECIAL EQUIPMENT: radio, radar, GPS, Satellite Uplink, damage control system, Cyberlink



MITSUBISHI WHISPERCRAFT

Top Speed:	450mph	Acc/Decc:	35/35
Crew:	1	Range:	1,000 mi
Passengers:	5	Cargo:	300 KG
Maneuver:	+2	SDP:	100
SP:	15	Type:	aircraft
Mass:	2 tons	Cost:	740,000 EB

Popular among sightseeing charter companies, tour groups, and search and rescue, the Whispercraft is the first of its kind.

Combining helicopter and jet airplane technology into one smooth package, and at a price that's cheaper than most aerodynes. The vehicle takes off and lands as a helicopter, but for faster flight and more stability, the jet engine kick in, and the wide propellers of the vehicle lower and sweep back to act as wings.

SPECIAL EQUIPMENT: radio, radar, GPS, Satellite Uplink, damage control system, Cyberlink

OSPREYS



BELL Y-POD

Top Speed:	150mph	Acc/Decc:	20/20
Crew:	1	Range:	400 mi
Passengers:	0	Cargo:	50 KG
Maneuver:	+1	SDP:	50
SP:	10	Type:	aircraft
Mass:	.2 tons	Cost:	34,000 EB

The Y-Pod is the smallest Osprey ever manufactured. It's original was as a forest ranger spotting vehicle, but it has become widely popular among private pilots looking for a fun way to commute.

SPECIAL EQUIPMENT: radar, radio



WESTLAND CTV

Top Speed:	200mph	Acc/Decc:	20/20
Crew:	1	Range:	1000 mi
Passengers:	7	Cargo:	5000 KG
Maneuver:	+1	SDP:	150
SP:	15	Type:	aircraft
Mass:	4.2 tons	Cost:	310,000 EB

One of the most inexpensive tilt-rotors available to the public, the CTV is very popular among private companies in need of cargo or transport but need more versatility and speed than a helicopter can muster.

SPECIAL EQUIPMENT: radar, radio



SUKHOI TR-55

Top Speed:	300mph	Acc/Decc:	20/20
Crew:	1	Range:	1000 mi
Passengers:	9	Cargo:	10,000 KG
Maneuver:	+1	SDP:	160
SP:	20	Type:	aircraft
Mass:	8.5 tons	Cost:	420,000 EB

These old surplus Russian ospreys have been flooding the market recently. Very popular in Mexico and South America.

SPECIAL EQUIPMENT: radar, radio,



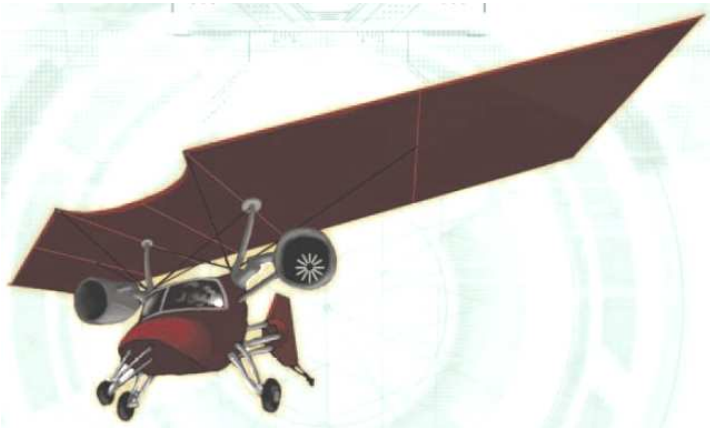
BELL CADDICUS

Top Speed:	450mph	Acc/Decc:	25/25
Crew:	1	Range:	400 mi
Passengers:	11	Cargo:	15,000 KG
Maneuver:	+1	SDP:	180
SP:	25	Type:	aircraft
Mass:	12 tons	Cost:	830,000 EB

This tilt-rotor was designed specifically to operate in harsh weather conditions as a search and rescue vehicle. It has gained popularity with corporations as a private transport, but its biggest customers are still the Coast Guard, Trauma Team, and SRT teams in places like Colorado and Alaska, where there is a lot of ground to cover often in less than ideal conditions. Special thermal conductors sheath the skin of the aircraft, that when activated, prevent ice from forming.

SPECIAL EQUIPMENT: radar, radio, GPS, Satellite uplink, damage control system, Thermal imaging systems, thermal surface system

AIRPLANES



HONDA SPORTY

Top Speed:	80mph	Acc/Decc:	5/5
Crew:	1	Range:	100mi
Passengers:	1	Cargo:	50KG
Maneuver:	-1	SDP:	35
SP:	5	Type:	aircraft
Mass:	200KG	Cost:	4000EB

A very simple little ultralight, perfect for weekend pilots and hobbyists.

SPECIAL EQUIPMENT: none



MITSUBISHI MANTAHAWK

Top Speed:	80mph	Acc/Decc:	15/15
Crew:	1	Range:	50mi
Passengers:	0	Cargo:	0KG
Maneuver:	+1	SDP:	40
SP:	5	Type:	aircraft
Mass:	210KG	Cost:	24,000EB

Classed as an ultralight, this is a cross between aircraft and personal watercraft. A flying jet ski, or a cross between a motorcycle and sea plane. It's very popular, although of limited use beyond recreation.

SPECIAL EQUIPMENT: none



CESSNA DEVILDIVER

Top Speed:	180mph	Acc/Decc:	10/10
Crew:	1	Range:	400mi
Passengers:	1	Cargo:	200KG
Maneuver:	+1	SDP:	40
SP:	5	Type:	aircraft
Mass:	310KG	Cost:	35,000EB

The Cessna Devildiver is a sporty light plane that seats 2, popular as a crop duster and with sport flyers.

SPECIAL EQUIPMENT: radio



HAWKER HS-895

Top Speed:	250mph	Acc/Decc:	10/10
Crew:	1	Range:	3000mi
Passengers:	17	Cargo:	8,000KG
Maneuver:	-1	SDP:	150
SP:	20	Type:	aircraft
Mass:	12tons	Cost:	1,800,000EB

This commercially available cargo plane was originally intended for military use, but when it was repeatedly passed over for more traditionally designed aircraft, Hawker turned it over to open sales, where it has seen some success as a private and corporate passenger and cargo transport. This aircraft is extremely popular among nomads.

SPECIAL EQUIPMENT: radio, radar, climate control, damage control system, GPS,




MARTIN MILLENNIUM

Top Speed:	320mph	Acc/Decc:	30/30
Crew:	1	Range:	1,600 mi
Passengers:	5	Cargo:	900 KG
Maneuver:	0	SDP:	100
SP:	20	Type:	aircraft
Mass:	3 tons	Cost:	782,000 EB

The Martin Millennium may look lopsided, but it is perfectly balanced. A favorite means of transport of corporates, and the privately owned plane of many a pilot.

SPECIAL EQUIPMENT: a luxury aircraft. any options you want you can get.



MARTIN J-239

Top Speed:	mph	Acc/Decc:	5/5
Crew:	1	Range:	20,000mi
Passengers:	3	Cargo:	100KG
Maneuver:	-2	SDP:	50
SP:	10	Type:	aircraft
Mass:	.9tons	Cost:	180,000EB

2 very light small jet engines attached to a large glider frame give the J-239 ridiculous range. It needs a large runway, however if towed it can achieve liftoff with as little as 200 meters.

SPECIAL EQUIPMENT: radio, gps



MITSUBISHI RSS1

Top Speed:	300mph	Acc/Decc:	20/20
Crew:	1	Range:	100mi
Passengers:	0	Cargo:	10KG
Maneuver:	+1	SDP:	20
SP:	5	Type:	aircraft
Mass:	80kg	Cost:	200,000EB

A true personal jetpack that allows for incredible feats of acrobatics and increases the range of a jumper tremendously. In normal use, the user will jump from a plane, or suitably high structure, then once terminal velocity has been reached he will activate the jets, allowing for speeds of up to 300 miles per hour, and a range of 100 miles. The jet pack can achieve lift-off, however the thrust required to do so will diminish the range to 50 miles. Landing must be done via parachute, but can be accomplished within 50 meters of the ground by an expert.

SPECIAL EQUIPMENT: parachute and backup



CESSNA PRIVATEER

Top Speed:	280mph	Acc/Decc:	15/15
Crew:	1	Range:	1000mi
Passengers:	7	Cargo:	5000KG
Maneuver:	+1	SDP:	80
SP:	10	Type:	aircraft
Mass:	1.1tons	Cost:	210,000EB

A catamaran style prop driven sea plane perfect for small charter businesses or corporations operating near or on open water. Also popular with nomads and smugglers.

SPECIAL EQUIPMENT: radio, GPS,

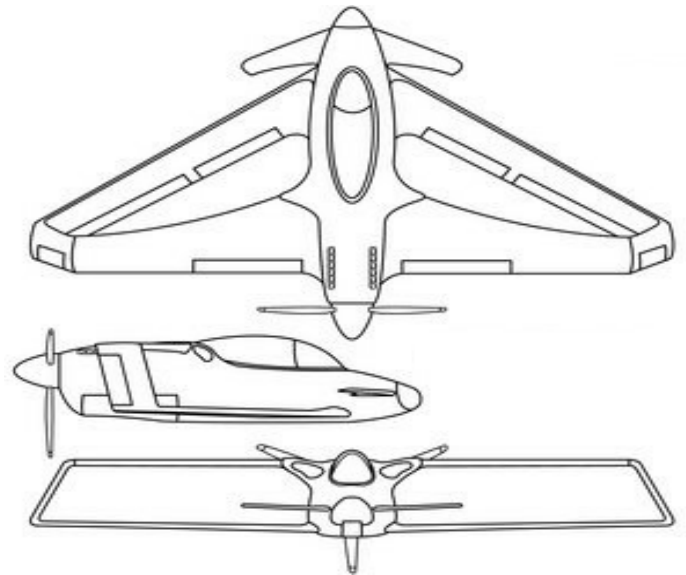


HAWKER M-90

Top Speed:	325mph	Acc/Decc:	25/25
Crew:	1	Range:	600mi
Passengers:	3	Cargo:	400KG
Maneuver:	+1	SDP:	100
SP:	10	Type:	aircraft
Mass:	.8tons	Cost:	185,000EB

A very fast and highly maneuverable sea plane.

SPECIAL EQUIPMENT: radio, radar, GPS,

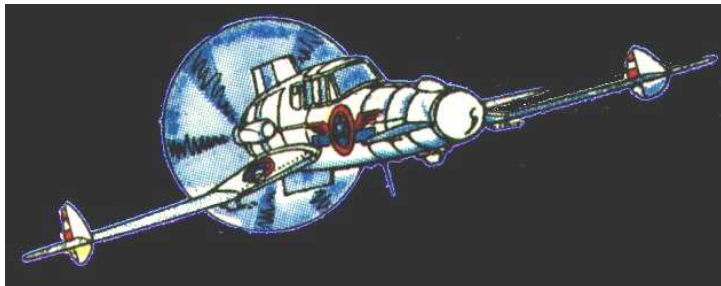


FOX ARROW

Top Speed:	400mph	Acc/Decc:	35/35
Crew:	1	Range:	600mi
Passengers:	0	Cargo:	KG
Maneuver:	+3	SDP:	60
SP:	10	Type:	aircraft
Mass:	.7tons	Cost:	160,000EB

One of the most agile stunt planes on the market, it's bi-plane design gives it incredible maneuverability and stability while its light weight makes it incredibly fast.

SPECIAL EQUIPMENT: radio, radar



CESSNA ALL STAR

Top Speed:	350mph	Acc/Decc:	40/30
Crew:	1	Range:	800 mi
Passengers:	1	Cargo:	200 KG
Maneuver:	+3	SDP:	60
SP:	10	Type:	aircraft
Mass:	.6 tons	Cost:	140,000 EB

The Cessna All Star is a highly maneuverable prop driven plane. Perfect for acrobatics, the All Star is very popular among stunt pilots, it is also popular among nomads and agri-workers.

SPECIAL EQUIPMENT: radar, radio



LOCKHEED ACHILLES

Top Speed:	450mph	Acc/Decc:	25/25
Crew:	2	Range:	1400 mi
Passengers:	12	Cargo:	1000 KG
Maneuver:	+1	SDP:	120
SP:	10	Type:	aircraft
Mass:	6 tons	Cost:	540,000 EB

A prop driven private plane, an extremely smooth and comfortable ride, and a cheaper alternative to a leer jet without sacrificing style.

SPECIAL EQUIPMENT: radar, radio, bathroom, kitchenette, (customizable)




BELL SWIFTWIND

Top Speed:	500mph	Acc/Decc:	50/40
Crew:	1	Range:	4000 mi
Passengers:	11	Cargo:	1000 KG
Maneuver:	+1	SDP:	120
SP:	20	Type:	aircraft
Mass:	5 tons	Cost:	902,000 EB

A beautifully styled leer jet, very popular with corporates and the wealthy, as well as charter companies.

SPECIAL EQUIPMENT: none



FOX ACROBAT

Top Speed:	570mph	Acc/Decc:	40/40
Crew:	1	Range:	800 mi
Passengers:	0	Cargo:	0 KG
Maneuver:	0	SDP:	10
SP:	0	Type:	aircraft
Mass:	.3 Tons	Cost:	260,000 EB

This small stunt jet is a common sight at air shows, its stunning agility makes it a favorite among ariel acrobatic teams.

SPECIAL EQUIPMENT: Radar, Radio, Ejection Seat




BOEING JAKARTA

Top Speed:	600mph	Acc/Decc:	45/45
Crew:	1	Range:	700 mi
Passengers:	0	Cargo:	100 KG
Maneuver:	+2	SDP:	60
SP:	15	Type:	aircraft
Mass:	1.5 tons	Cost:	602,000 EB

Favored toy of the rich and famous, the Boeing Jakarta is a one man jet aircraft. Similar to the Achilles it is fast and maneuverable, though not as fast as the Achilles. It is a one seat design, but at its bargain price who will complain.

Special Equipment: radar, radio




MARTIN "GASTON"

Top Speed:	600mph	Acc/Decc:	35/35
Crew:	2	Range:	700 mi
Passengers:	12	Cargo:	1000 KG
Maneuver:	+2	SDP:	150
SP:	10	Type:	aircraft
Mass:	12 tons	Cost:	2,102,000 EB

Another lear jet from Martin, a bit smaller than the Millennium, but every bit as luxurious and stylish.

SPECIAL EQUIPMENT: Luxury aircraft, any option you could want...

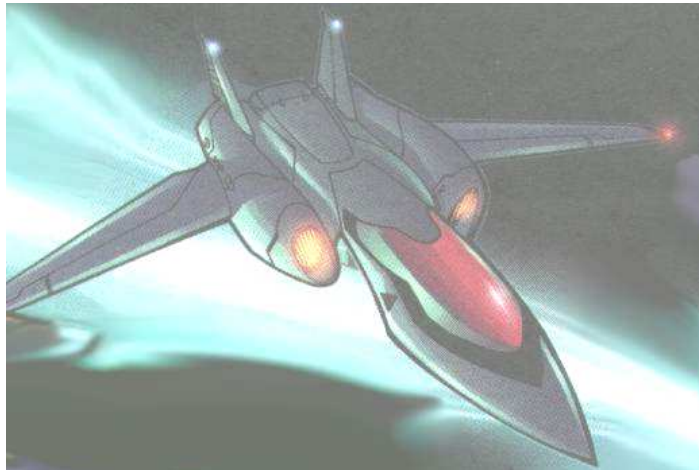


BELL TRAINER-J17

Top Speed:	680mph	Acc/Decc:	40/40
Crew:	1	Range:	5,600 mi
Passengers:	1	Cargo:	5000 KG
Maneuver:	+1	SDP:	50
SP:	10	Type:	aircraft
Mass:	3 tons	Cost:	675,000 EB

In competition with Lockheed's personal jet, as the name suggests the Bell Trainer-J17 was originally used as a training aircraft for Air Force pilots. Now it is available to the general public, and while the price tag is steep, it is cheaper than the competition.

SPECIAL EQUIPMENT: radio, radar, ejection seats



LOCKHEED ACHILLES

Top Speed:	680mph	Acc/Decc:	50/50
Crew:	1	Range:	800 mi
Passengers:	1	Cargo:	50 KG
Maneuver:	+1	SDP:	50
SP:	10	Type:	aircraft
Mass:	2 tons	Cost:	790,000 EB

A two seat private jet aircraft, available to the public. This speedy little plane is actually capable of reaching mach speeds and is highly maneuverable. The most beloved plane available to civilians on the market. It can land and take off on a highway, refuel at the gas station, and because its wings fold you can even keep it in the garage if its long enough.

SPECIAL EQUIPMENT: radar



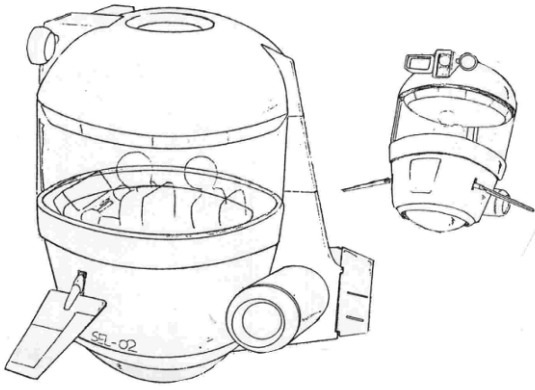
MITSUBISHI "WILDFIRE"

Top Speed:	720mph	Acc/Decc:	50/50
Crew:	1	Range:	80 mi
Passengers:	1	Cargo:	100 KG
Maneuver:	+3	SDP:	75
SP:	15	Type:	aircraft
Mass:	2 Tons	Cost:	1,400,000 EB

The fastest private aircraft on the market, but remarkably easy to control and operate. While only the rich and famous could ever hope to afford it, and it has an extremely limited range of use, it is nice to see that private owners can now soar with the eagles as fast and agile as the military.

SPECIAL EQUIPMENT: Radar, Radio, ejection seat

AERODYNES



SPINELLI AV-00X SITE SEER

Top Speed:	5 mph	Acc/Decc:	5/5
Crew:	1	Range:	20mi
Passengers:	3	Cargo:	0KG
Maneuver:	-3	SDP:	28
SP:	5	Type:	AV
Mass:	1200KG	Cost:	15,000EB

The Site seer is a small observation pod that was originally developed for the military, its low weight and small size made it easy to transport, then it would simply be launched, fly up as high as needed, and act as sort of a mobile observation tower. Of course the military pretty much passed on this in favor of smaller RPV's, and that would have been the death of this creation. However resort towns and sight seeing expeditions pickup on this vehicle and went wild with it. No most parks, resorts, and vacation spots rent these pods out by the hour and tourists use them to go up and observe the view in a manner that was previously unavailable with the exception of hot air balloon's.

SPECIAL EQUIPMENT: none

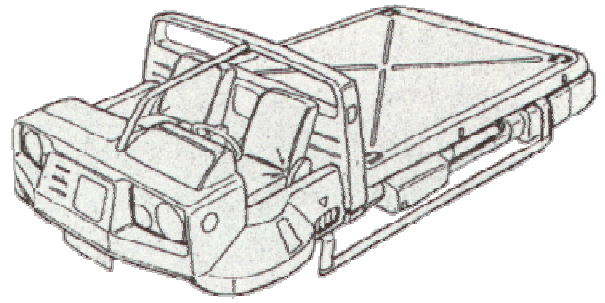


SPINELLI HOP

Top Speed:	20mph	Acc/Decc:	5/5
Crew:	1	Range:	20mi
Passengers:	0	Cargo:	0KG
Maneuver:	-2	SDP:	20
SP:	5	Type:	AV
Mass:	80KG	Cost:	15,000EB

An AV only I the most basic sense, this recreational vehicle has a ceiling of ten feet, and a top speed of 20 mph, but it makes an excellent trainer for getting used to the feel of piloting an aerodyne.

SPECIAL EQUIPMENT: none



BENSON SCAB

Top Speed:	30 mph	Acc/Decc:	20/20
Crew:	1	Range:	200mi
Passengers:	1	Cargo:	800KG
Maneuver:	-2	SDP:	35
SP:	0	Type:	AV
Mass:	1.1TONS	Cost:	40,000EB

This is not what you think of when you picture an AV. Developed as an AV version of the pickup truck, the Scab is most often seen around construction crews and loading areas. While not really built for day to day life, the Scab does barely make the minimum requirements for civilian use, and therefore can be seen being used in the skyways by those who disregard safety for the thrill and benefits of an AV.

OPTIONS: bargain crash control system, radar, radio,



YAMAHA FREETER

Top Speed:	35 mph	Acc/Decc:	10/10
Crew:	1	Range:	50mi
Passengers:	0	Cargo:	0KG
Maneuver:	-1	SDP:	25
SP:	5	Type:	AV
Mass:	60KG	Cost:	22,500EB

A hover scooter, on full thrust it has a ceiling of 5 ft.

SPECIAL EQUIPMENT: none



CADENCE LIPOTOV

Top Speed:	50mph	Acc/Decc:	10/10
Crew:	1	Range:	50mi
Passengers:	1	Cargo:	KG
Maneuver:	-1	SDP:	30
SP:	5	Type:	AV
Mass:	KG	Cost:	55,000EB

An AV-Bike with classic styling, though it handles poorly and has a very low speed for an AV-Bike, it is suitable for weekend enthusiasts.

SPECIAL EQUIPMENT: crash control system, radar,



SPINELLI CRICKET

Top Speed:	60 mph	Acc/Decc:	40/40
Crew:	1	Range:	250mi
Passengers:	0	Cargo:	0KG
Maneuver:	+2	SDP:	40
SP:	10	Type:	AV
Mass:	.4 TONS	Cost:	25,000EB

Highly maneuverable this AV is the ultra-light equivalent of aerodynes, and makes a perfect training craft for those new to piloting a vector thrust vehicle. It's also just plain fun.

OPTIONS: radio, crash control system, radar,




GMI VTV-A

Top Speed:	60 mph	Acc/Decc:	25/25
Crew:	1	Range:	150mi
Passengers:	0	Cargo:	40KG
Maneuver:	-2	SDP:	40
SP:	10	Type:	AV
Mass:	.7 TONS	Cost:	28,500EB

Available to the general public, and popular only due to the low low price, this is the original AV prototype that was put into mass production not long ago after enthusiasts wanted to fly a piece of history themselves. Most respectable pilots don't really fly the thing, but it has found widespread use among nomads and with people living in remote locations.

OPTIONS: radio, crash control system, radar,

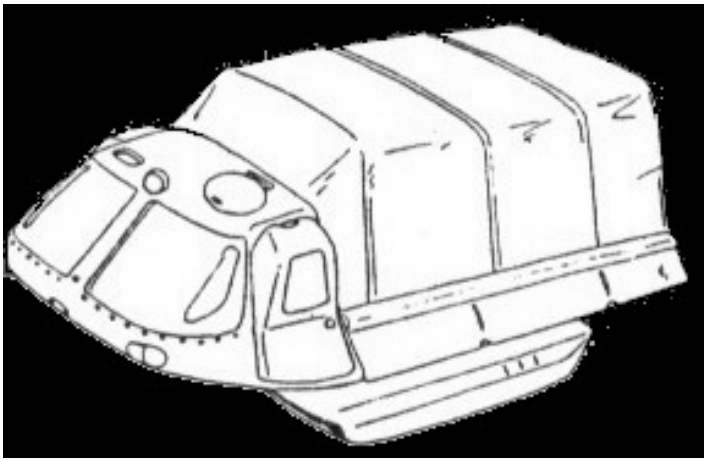


SPINELLI GOSHAWK AV-7

Top Speed:	65 mph	Acc/Decc:	25/25
Crew:	1	Range:	600mi
Passengers:	0	Cargo:	0KG
Maneuver:	+2	SDP:	30
SP:	10	Type:	AV
Mass:	.5 TONS	Cost:	58,500EB

A single seat AV, very affordable and perfect for commuting, or just having a bit of fun in the sky.

OPTIONS: radio, crash control system, radar,



NISSAN SHOJI AV-4

Top Speed:	65 mph	Acc/Decc:	25/25
Crew:	1	Range:	800mi
Passengers:	1	Cargo:	5000KG
Maneuver:	+1	SDP:	50
SP:	10	Type:	AV
Mass:	3 TONS	Cost:	85,600EB

A very inexpensive AV-4, perfect for light cargo loads. While it is possible, and popular, to let passengers ride in the back of the Shoji, it is not recommended.

OPTIONS: crash control system, radar,

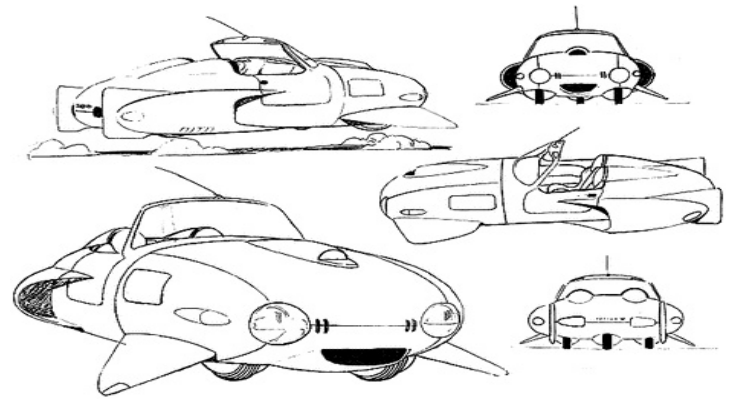


KAWASAKI NUMO

Top Speed:	70mph	Acc/Decc:	30/30
Crew:	1	Range:	75mi
Passengers:	0	Cargo:	0KG
Maneuver:	+2	SDP:	50
SP:	5	Type:	AV
Mass:	100KG	Cost:	84,000EB

A compact but highly maneuverable AV-Bike from Kawasaki.

SPECIAL EQUIPMENT: crash control system, radar,




TOYOICHEV DAYTRIP

Top Speed:	75 mph	Acc/Decc:	20/25
Crew:	1	Range:	800mi
Passengers:	1	Cargo:	400KG
Maneuver:	-2	SDP:	60
SP:	15	Type:	AV
Mass:	.6 TONS	Cost:	52,000EB

More of a hover than an AV with a flight ceiling of about 10 meters. The perfect vehicle for a relaxing drive in the country, or just commuting to work. Its 3 wheel ground drive system has a top speed of 40 mph, allowing you to park and move around, even in tight confines, without fear of crashing you ride.

OPTIONS: crash control system, radar, radio, audio entertainment system



GMI LIVINGSTON AV-4

Top Speed:	75 mph	Acc/Decc:	20/20
Crew:	1	Range:	800mi
Passengers:	4	Cargo:	1000KG
Maneuver:	-1	SDP:	60
SP:	15	Type:	AV
Mass:	2.6 TONS	Cost:	110,000EB

A simple and affordable AV-8. A very common site all over the world.

OPTIONS: crash control system, radar,



TETRACORP FB-102 HOVERVAN

Top Speed:	75 mph	Acc/Decc:	20/20
Crew:	1	Range:	600mi
Passengers:	1	Cargo:	8000KG
Maneuver:	-2	SDP:	90
SP:	30	Type:	HOVER
Mass:	4 TONS	Cost:	80,000EB

While simply a hover, and not a true AV, the FB-102 is very affordable and ideal for hauling cargo over rough terrain, even sort distances over water. Why waste your money on an AV when all you need is a hover.

OPTIONS: crash control system, GPS, phone, long-range radio, radar, auto-pilot and civilian nav,

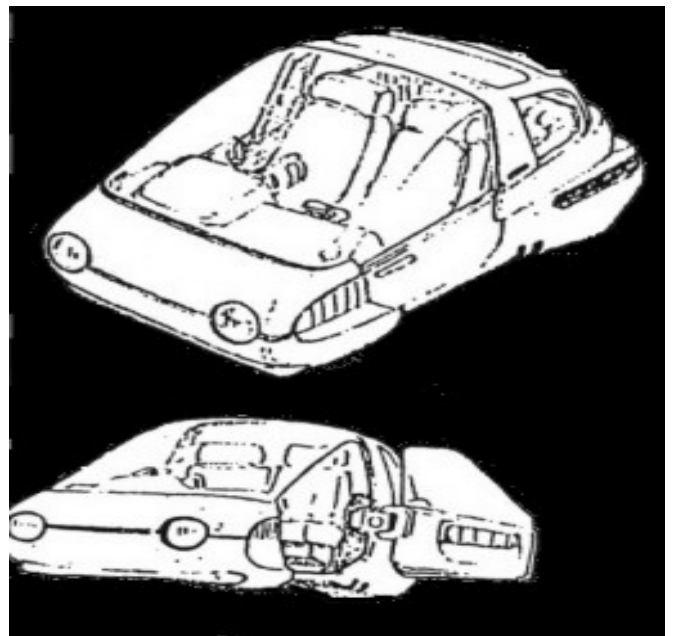


GMI FUTURA

Top Speed:	80mph	Acc/Decc:	20/20
Crew:	1	Range:	300mi
Passengers:	4	Cargo:	100KG
Maneuver:	-1	SDP:	60
SP:	10	Type:	AV
Mass:	1.1 TONS	Cost:	114,000EB

A personal AV designed after classic auto styling, this is the flying car the 50's promised us, and it's finally here.

SPECIAL EQUIPMENT: crash control system, radar, audio entertainment system, GPS



SPINELLI C-TAV AV-7

Top Speed:	80 mph	Acc/Decc:	20/20
Crew:	1	Range:	400mi
Passengers:	3	Cargo:	100KG
Maneuver:	-2	SDP:	40
SP:	10	Type:	AV
Mass:	1.4 TONS	Cost:	60,000EB

This low powered AV-7 is truly an AV built for the common man. An excellent vehicle to learn the intricacies of piloting an aerodyne with, although its maneuverability is somewhat weak.

OPTIONS: crash control system, radar, audio entertainment system, GPS

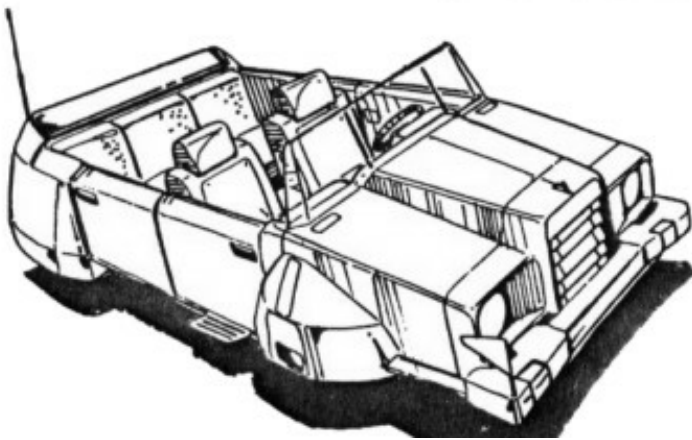


NAAW BOSTON AV-52

Top Speed:	80 mph	Acc/Decc:	20/20
Crew:	1	Range:	500mi
Passengers:	1	Cargo:	10,000KG
Maneuver:	-2	SDP:	80
SP:	50	Type:	AV
Mass:	10tons	Cost:	687,500EB

A large civilian cargo AV, used by many inter-city cargo haulers and transport companies.

SPECIAL EQUIPMENT: crash control system, audio entertainment suite, long range radio, radar, auto-pilot,



BMW PATRIARCH AV-7

Top Speed:	90 mph	Acc/Decc:	40/40
Crew:	1	Range:	700mi
Passengers:	4	Cargo:	200KG
Maneuver:	+1	SDP:	50
SP:	5	Type:	AV
Mass:	1.9 TONS	Cost:	125,000EB

A convertible AV-7 for the elite on the go. Enjoy flying in the sky, don't confine yourself, experience the thrill of flight the way it was meant to be with the Patriarch.

OPTIONS: crash control system, full audio entertainment suite, security system, GPS, phone, long-range radio, radar, cybernetic linkage,

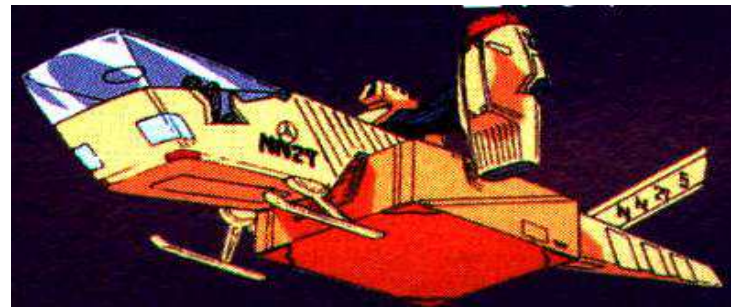


YAMAHA MUDSKIPPER

Top Speed:	100mph	Acc/Decc:	20/20
Crew:	1	Range:	120mi
Passengers:	1	Cargo:	0
Maneuver:	-1	SDP:	20
SP:	10	Type:	AV
Mass:	470kg	Cost:	95,000EB

The mudskipper is a low end AVbike used most often for sight seeing and exploring. It has become a staple of most resort hotels as well as those adventure bound individuals that can afford them.

OPTIONS: crash control system, radar,

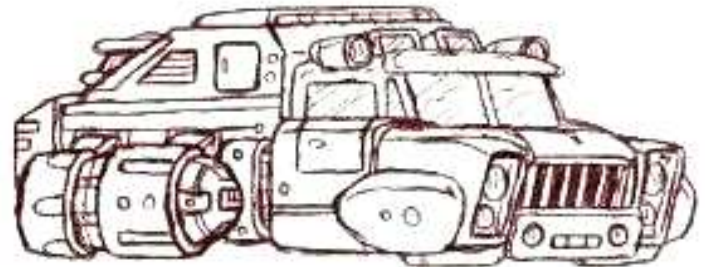


CADENCE AV-9 TOURIST

Top Speed:	100 mph	Acc/Decc:	30/30
Crew:	1	Range:	2000mi
Passengers:	7	Cargo:	950KG
Maneuver:	+0	SDP:	90
SP:	20	Type:	AV
Mass:	3.5TONS	Cost:	2,425,700EB

The closest an AV can get to being a Winnebago, granted only the very wealthy can afford it, but to those who can, this is the very meaning of living the high life. Take the whole family on vacation, or take your mistress for a week long "business" trip that will keep her giving you everything you want for as long as you want it. If you can afford it there is no other AV on the market which does more to display your status. The main living area is housed in a pod similar to those carried by military and corporate AV-9's, but outfitted with all the modern luxury conveniences.

OPTIONS: crash control system, full audio/visual entertainment suite, security system, GPS, phone, seat massagers, digital dash w/ optional HUD, long-range radio, ejection seats, radar, auto-pilot and civilian nav, cybernetic linkage, detachable pod (master bedroom, half/bathroom, kitchenette, and sleeping space for an additional 6 people using either the two sofas or 4 beds which slide down from the ceiling)



FORD CAYUSE

Top Speed:	100 mph	Acc/Decc:	30/30
Crew:	1	Range:	400mi
Passengers:	4	Cargo:	6000KG
Maneuver:	-2	SDP:	55
SP:	25	Type:	AV
Mass:	3 TONS	Cost:	325,000EB

A workhorse of an AV, comparable, and as versatile as a heavy pickup truck. Not very maneuverable or flashy, but extremely durable and reliable.

OPTIONS: GPS, phone, seat massagers, long-range radio, radar, ejection seats, radar, auto-pilot, cybernetic linkage,



FORD MCFLY

Top Speed:	100 mph	Acc/Decc:	20/20
Crew:	1	Range:	400mi
Passengers:	3	Cargo:	500KG
Maneuver:	-2	SDP:	40
SP:	10	Type:	AV
Mass:	1.6 TONS	Cost:	100,000EB

This compact AV-7 design is affordable and reliable, and as such has become popular with taxi companies and private security, as well as the general public.

OPTIONS: crash control system, radar, audio entertainment system, GPS, radio



GAZ-LADA NFZ

Top Speed:	100mph	Acc/Decc:	20/20
Crew:	1	Range:	mi
Passengers:	7	Cargo:	KG
Maneuver:	+1	SDP:	80
SP:	35	Type:	AV
Mass:	KG	Cost:	465,000EB

An armored personal AV, designed for high profile customers.

SPECIAL EQUIPMENT: crash control system, radar, audio entertainment system, GPS



GAZLADA STOGIE AV-4

Top Speed:	100 mph	Acc/Decc:	30/30
Crew:	1	Range:	500mi
Passengers:	3	Cargo:	2000KG
Maneuver:	-1	SDP:	60
SP:	30	Type:	AV
Mass:	2.5 TONS	Cost:	250,000EB

A very cheap, very reliable AV-4, commonly seen anywhere.

OPTIONS: crash control system, long-range radio, radar,

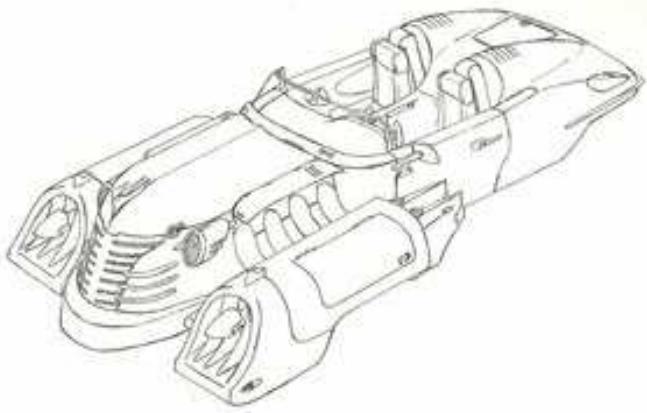


GMI FIREBUSTER

Top Speed:	100 mph	Acc/Decc:	35/35
Crew:	3	Range:	700mi
Passengers:	25	Cargo:	4 TONS
Maneuver:	-2	SDP:	120
SP:	25	Type:	AV
Mass:	14 TONS	Cost:	11,235,000EB

In the past, when a sky scraper caught fire, the people on the upper floors were often doomed, ladders could not reach them, and helicopters couldn't get in close enough due to the updrafts from the flame and the space requirements of the rotor. The aerodyne however, is perfect for such tasks. This aerodyne was specifically designed for use by firefighters. It's 6 powerful engines insure a rock steady flight, it's high power top mounted water cannon is fed from a 2000 gallon tank, the underbelly has a bomb hatch capable of dropping 2 tons of water or sand, and it has a large bay capable of holding up to 25 people.

OPTIONS: Radar, police radio, medical supplies, fire fighting equipment, high power water cannon w/2000 gallon tank, bomb hatch, extendable gang plank, grapple launcher and winch, Lifeline and winch, lightbars,

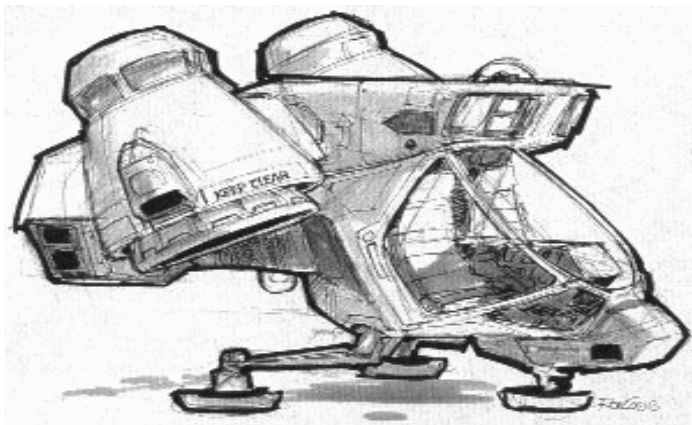


CADENCE SHEPPY

Top Speed:	110mph	Acc/Decc:	20/20
Crew:	1	Range:	mi
Passengers:	1	Cargo:	KG
Maneuver:	-1	SDP:	60
SP:	15	Type:	AV
Mass:	1.5 TONS	Cost:	240,000EB

This Sheppy is a personal luxury sedan evocative of a classic roadster, with clean lines and decent performance.

SPECIAL EQUIPMENT: crash control system, radar, audio entertainment system, GPS



GMI "BIG STUFF"

Top Speed:	110 mph	Acc/Decc:	30/30
Crew:	1	Range:	400mi
Passengers:	1	Cargo:	500KG
Maneuver:	+1	SDP:	70
SP:	5	Type:	AV
Mass:	1.9 TONS	Cost:	109,500EB

A rather inexpensive Osprey style AV. The nice thing about this aerodyne is that it can airlift up to 6 times its own weight, making it ideal for loading freight or from moving goods to hard to reach locations.

OPTIONS: crash control system, GPS, radio, radar, cybernetic linkage, tow line and winch,

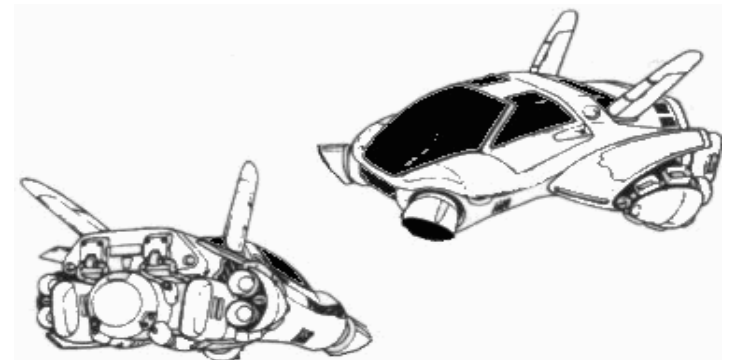


SUZUKI KOSMOS

Top Speed:	115mph	Acc/Decc:	20/20
Crew:	1	Range:	mi
Passengers:	1	Cargo:	KG
Maneuver:	-1	SDP:	45
SP:	10	Type:	AV
Mass:	210KG	Cost:	125,000EB

An overly done AV-bike from Suzuki.

SPECIAL EQUIPMENT: crash control system, radar,




BENSON TORRENT

Top Speed:	120 mph	Acc/Decc:	50/50
Crew:	1	Range:	750mi
Passengers:	1	Cargo:	200KG
Maneuver:	+1	SDP:	50
SP:	15	Type:	AV
Mass:	1.9TONS	Cost:	155,500EB

The Torrent is Benson's low end AV, comparable to most mid-range automobiles. The Torrent does however boast a competitive top speed and of course maintain the Benson standards and quality.

OPTIONS: crash control system, audio entertainment suite, security system, GPS, phone, long-range radio, ejection seats, radar, auto-pilot and civilian nav, cybernetic linkage,



FORD AIRLANE AV-7

Top Speed:	120 mph	Acc/Decc:	30/30
Crew:	1	Range:	400mi
Passengers:	3	Cargo:	500KG
Maneuver:	+1	SDP:	70
SP:	25	Type:	AV
Mass:	2.4 TONS	Cost:	169,500EB

An AV-7 built for those that love the look and feel of a classic. Its a bit heavy and slow, but its worth it just for the chrome. Remember, style and attitude is everything, and this AV has both in spades.

OPTIONS: crash control system, audio entertainment suite, security system, GPS, long-range radio, radar, cybernetic linkage,

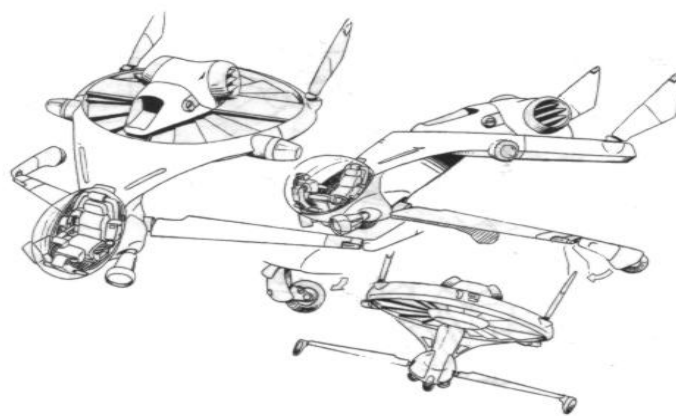


FORD LW-90 AV-4

Top Speed:	130 mph	Acc/Decc:	30/30
Crew:	1	Range:	450mi
Passengers:	4	Cargo:	300KG
Maneuver:	-1	SDP:	50
SP:	25	Type:	AV
Mass:	2.6 TONS	Cost:	315,000EB

The perfect AV for business or pleasure, roomy, comfortable and affordable. A fantastic value for those elite with families.

OPTIONS: crash control system, long-range radio, radar, audio entertainment suite,



BENSON AV-20X FUNBOY

Top Speed:	130 mph	Acc/Decc:	30/30
Crew:	1	Range:	500mi
Passengers:	0	Cargo:	50KG
Maneuver:	+1	SDP:	60
SP:	5	Type:	AV
Mass:	2.4TONS	Cost:	175,000EB

The AV-20 design offers AV's to those who normally can't afford them. Replacing the small ducted vents with one large ducted fan makes the AV-20 is a cheap alternative to the classic design of AV. It also makes for a relatively safer vehicle, however, because of the large area the ducted fan requires it also means the AV takes needs a large amount of space, making it hard to park at many AV-pads.

OPTIONS: crash control system, audio entertainment suite, security system, GPS, long-range radio, ejection seat, radar, auto-pilot and civilian nav,




NAAW SUPERHERO

Top Speed:	130 mph	Acc/Decc:	30/30
Crew:	2	Range:	2000mi
Passengers:	9	Cargo:	0KG
Maneuver:	+3	SDP:	95
SP:	20	Type:	AV
Mass:	435 KG	Cost:	325,000EB

Designed specifically for search and rescue teams, this AV is extremely stable, and operates well even in the harshest conditions. Most cold weather Search teams swear by them, and it was the official emergency vehicle of the last 2 winter Olympics.

OPTIONS: radar, long-range radio, GPS, satellite link, full Trauma and emergency gear, environmental control, cable and winch, basket, Thermograph, IR, Image Enhancement, crash control, auto-pilot,



KAWASAKI DOLPHIN

Top Speed:	140mph	Acc/Decc:	30/30
Crew:	1	Range:	400mi
Passengers:	0	Cargo:	0
Maneuver:	+2	SDP:	40
SP:	10	Type:	AV
Mass:	590kg	Cost:	210,000EB

When it comes to AVbikes, most of the time you get flash and speed, with the Dolphin, you get safety and stability. In fact this vehicle barely counts as an AVbike, and is almost more like an extremely small single man standard aerodyne. It's ideal for beginners, and has found popularity in some police departments and search and rescue teams as a spotter vehicle.

OPTIONS: crash control system, radar,




HONDA JETTO

Top Speed:	140 mph	Acc/Decc:	35/35
Crew:	1	Range:	350mi
Passengers:	3	Cargo:	400KG
Maneuver:	+1	SDP:	55
SP:	15	Type:	AV
Mass:	1.1 TONS	Cost:	190,000EB

A popular Civilian AV, the Jetto doesn't have the range of the Riscott or Leebroy, however it is being picked up for limited use by several police departments due to its low cost.

SPECIAL EQUIPMENT: crash control system, radar, audio entertainment system, GPS

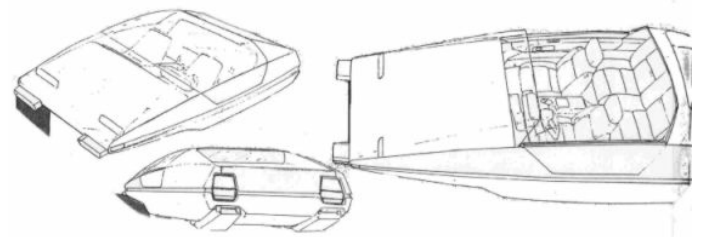
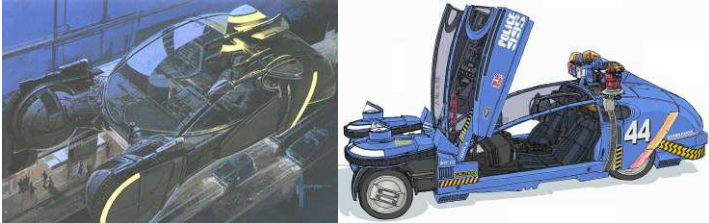



BMW RISCOTT AV-7

Top Speed:	140 mph	Acc/Decc:	50/50
Crew:	1	Range:	400mi
Passengers:	3	Cargo:	300KG
Maneuver:	+2	SDP:	60
SP:	20	Type:	AV
Mass:	1.3 TONS	Cost:	215,000EB

One of the oldest aerodyne models still in production. Originally used strictly by police forces it is now available for private ownership.

OPTIONS: audio entertainment suite, GPS, phone, long-range radio, ejection seats, radar,



BMW TOBAGGAN AV-7

Top Speed:	160 mph	Acc/Decc:	20/40
Crew:	1	Range:	300mi
Passengers:	1	Cargo:	200KG
Maneuver:	+1	SDP:	40
SP:	8	Type:	car
Mass:	1.2 TONS	Cost:	240,600EB

A civilian AV-7, which regardless of BMW's history, this is actually one of the cheapest worthwhile aerodynes available to the civilian market. Seating for 4, safe, reliable, and stylish enough to make you the envy of your friends.

SPECIAL EQUIPMENT: radar, long range radio, satellite link and onboard computer, phone, audio entertainment system, security system, nav computer, seat massagers, crash control, auto-pilot, ejection seats,



SUZUKI MARK 4 AVBIKE

Top Speed:	160 mph	Acc/Decc:	35/35
Crew:	1	Range:	200mi
Passengers:	0	Cargo:	0KG
Maneuver:	-1	SDP:	25
SP:	15	Type:	AV
Mass:	435 KG	Cost:	225,000EB

An affordable AV bike built for fun.

OPTIONS: crash control system, radar,

BENSON LEEBROY AV-3

Top Speed:	150 mph	Acc/Decc:	40/40
Crew:	1	Range:	750mi
Passengers:	1	Cargo:	200KG
Maneuver:	+2	SDP:	65
SP:	20	Type:	AV
Mass:	1.8 TONS	Cost:	335,800EB

Bensons version of the AV-3, used extensively in both police and civilian markets all over the world. Like other AV-3 models it has ground operation capabilities (top speed of 50mph).

OPTIONS: crash control system, audio entertainment suite, security system, GPS, long-range radio, ejection seats, radar, auto-pilot and civilian nav, cybernetic linkage,



GMI "SMALL STUFF"

Top Speed:	160 mph	Acc/Decc:	30/30
Crew:	1	Range:	400mi
Passengers:	1	Cargo:	100KG
Maneuver:	+1	SDP:	60
SP:	5	Type:	AV
Mass:	1.5 TONS	Cost:	69,500EB

The smaller, less expensive, brother of the Big Stuff. Its not made to haul anything, but it is extremely affordable, and stylish enough that you won't feel like you settled for a budget model.

OPTIONS: crash control system, GPS, radio, radar, cybernetic linkage,




BENSON ORIOLE

Top Speed:	160mph	Acc/Decc:	30/30
Crew:	1	Range:	300mi
Passengers:	3	Cargo:	400KG
Maneuver:	+1	SDP:	60
SP:	10	Type:	AV
Mass:	1.5TONS	Cost:	280,000EB

The Benson style is obvious on the Oriole, one of the lowest cost models of their personal luxury aerodyns.

SPECIAL EQUIPMENT: audio entertainment system, GPS, radio

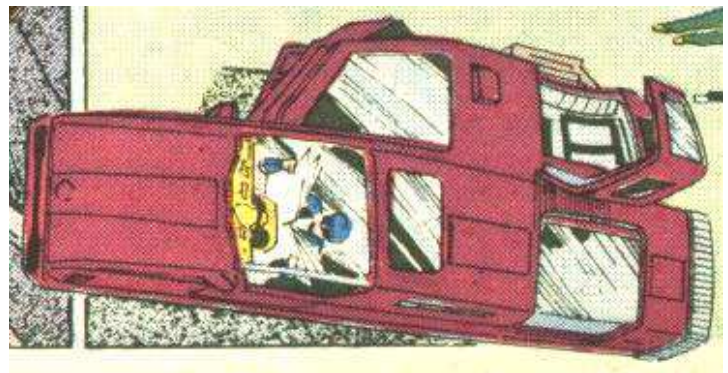


BMW HYLIFE AV-7

Top Speed:	160 mph	Acc/Decc:	40/40
Crew:	1	Range:	400mi
Passengers:	4	Cargo:	500KG
Maneuver:	+1	SDP:	55
SP:	25	Type:	AV
Mass:	2 TONS	Cost:	1,825,000EB

A fine luxury type AV-7. Not as flashy or luxurious as either the dove or the Mogul it is however faster and cheaper than both. Achieve the same effect without wasting all your money.

OPTIONS: crash control system, full audio entertainment suite, security system, GPS, phone, seat massagers, digital dash w/ optional HUD, long-range radio, ejection seats, radar, auto-pilot and civilian nav, cybernetic linkage,

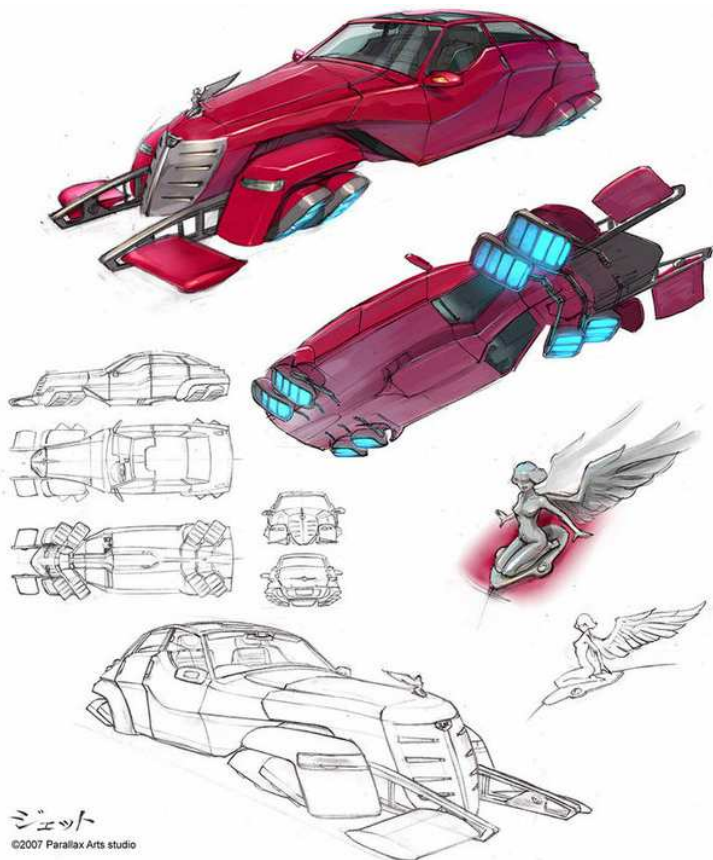


CADENCE MOGUL AV-7

Top Speed:	160 mph	Acc/Decc:	35/35
Crew:	1	Range:	700mi
Passengers:	5	Cargo:	500KG
Maneuver:	-2	SDP:	80
SP:	25	Type:	AV
Mass:	2.5 TONS	Cost:	2,235,000EB

If you want to be cramped, if you call useless things like gold trim with 1920's stylings luxurious, and if you want to look like eurotrash, then by all means go with the Rolls Royce Dove. However if you have a different view of taste and style, on that includes black leather interiors with chrome trim, wet bar's and the most state of the art entertainment system available then you want Cadence.

OPTIONS: you want it you got it



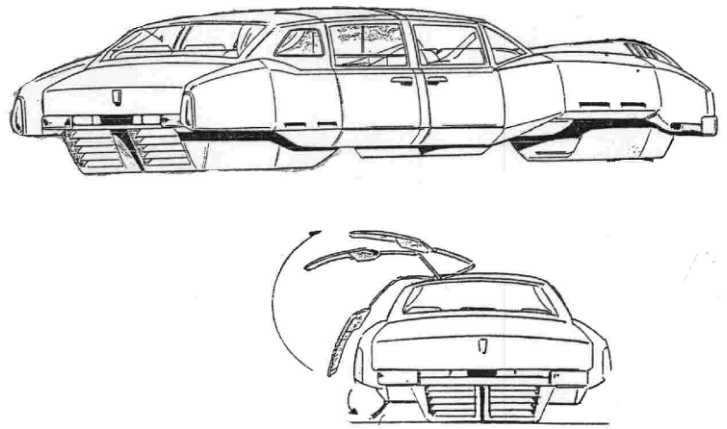
シエット
©2007 Parallax Arts studio

ROLLS-ROYCE ANGELUS

Top Speed:	165 mph	Acc/Decc:	50/50
Crew:	1	Range:	600mi
Passengers:	3	Cargo:	KG
Maneuver:	+1	SDP:	75
SP:	25	Type:	AV
Mass:	3100KG	Cost:	2,560,000EB

The finest luxury AV on the planet, the Rolls-Royce Angelus is the pinnacle of modern AV design in terms of style and comfort. Trimmed I the customers choice of either silver, gold, or platinum, the finest plush suede seating and upholstery, and any modern luxury you can image.

SPECIAL EQUIPMENT: seat massagers, crash control system, full audio/visual entertainment suite, security system, GPS, phone, auto-pilot, on board computer w/sat link, and whatever else you might want,

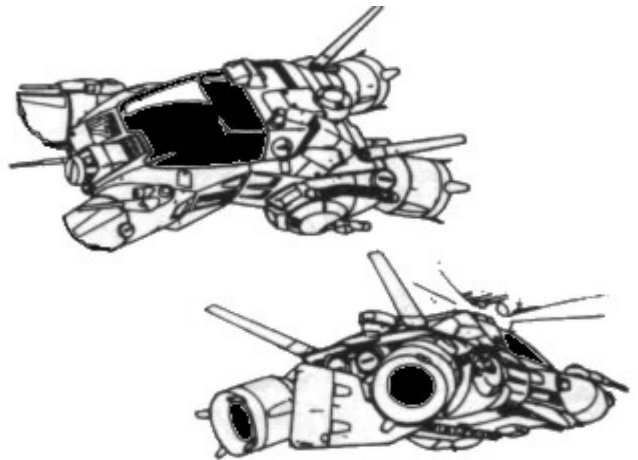


ROLLS ROYCE AV-7 DOVE

Top Speed:	165 mph	Acc/Decc:	50/50
Crew:	1	Range:	500mi
Passengers:	5	Cargo:	800KG
Maneuver:	-1	SDP:	80
SP:	30	Type:	car
Mass:	2800kg	Cost:	2,460,000EB

The most luxurious AV ever built, the Dove is an AV-7 which acts, appears, and has all the amenities of the finest limousine.

SPECIAL EQUIPMENT: seat massagers, crash control system, full audio/visual entertainment suite, security system, GPS, phone, auto-pilot, wet bar, on board computer w/sat link, and whatever else you might want,



BENSON MAGNUS

Top Speed:	175 mph	Acc/Decc:	50/50
Crew:	1	Range:	750mi
Passengers:	1	Cargo:	200KG
Maneuver:	-2	SDP:	50
SP:	15	Type:	AV
Mass:	2TONS	Cost:	405,200EB

The Magnus is Benson's high performance AV. High speeds and an intimidating visage make it a high seller to those who live for speed without paying the exorbitant cost of a Mach.

OPTIONS: crash control system, full audio entertainment suite, security system, GPS, digital dash w/ optional HUD, long-range radio, ejection seats, radar, auto-pilot and civilian nav, cybernetic linkage,

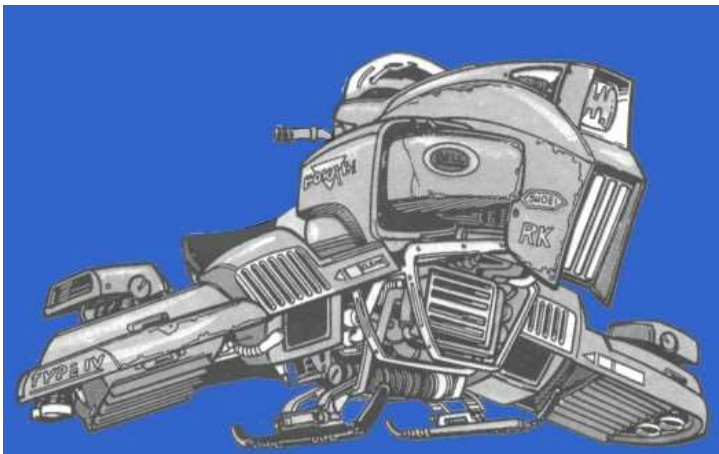


GMI WHEATON

Top Speed:	175mph	Acc/Decc:	35/35
Crew:	1	Range:	900mi
Passengers:	9	Cargo:	8000KG
Maneuver:	0	SDP:	70
SP:	20	Type:	AV
Mass:	5 TONS	Cost:	725,500EB

The Wheaton is a standard transport AV, a common sight among corporations and tour groups.

OPTIONS: crash control system, GPS, HUD, long-range radio, radar, cybernetic linkage,

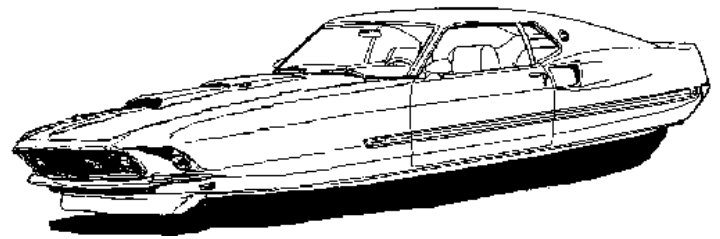


KAWASAKI BULLFIGHTER AVBIKE

Top Speed:	180mph	Acc/Decc:	20/20
Crew:	1	Range:	350mi
Passengers:	1	Cargo:	0
Maneuver:	+2	SDP:	40
SP:	10	Type:	AV
Mass:	680kg	Cost:	260,000EB

A civilian version of the Grummen AV-32, the Bullfighter has become a popular vehicle. It has also become popular to race these machines, and circuits are springing up all over. The largest race is held Bi-annually in Arizona.

OPTIONS: crash control system, radar,

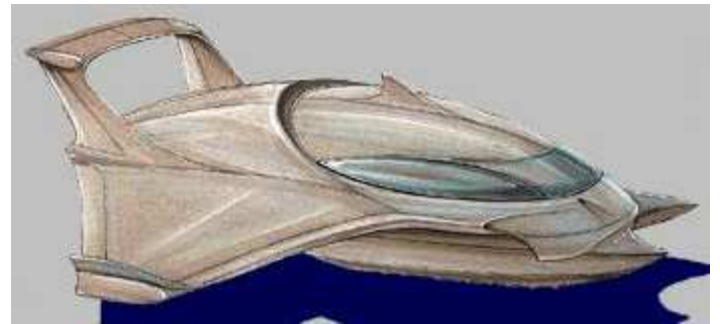


FORD SILHOUETTE

Top Speed:	180 mph	Acc/Decc:	35/35
Crew:	1	Range:	500mi
Passengers:	3	Cargo:	300KG
Maneuver:	-2	SDP:	60
SP:	10	Type:	AV
Mass:	1.5 TONS	Cost:	210,000EB

Ford tries to compete with the Cadence Teardrop, and ends up falling a bit short. The idea is solid, with the thrust vents hidden behind retracting panels, but they just couldn't accomplish it without sacrificing the mobility and top speed. Still basing the body off one of their vintage muscle cars was a nice touch, and that alone has made this a popular choice.

OPTIONS: radar, radio, full entertainment suite, environment control, security system, crash control, autopilot nav computer, GPS, phone,



MERCEDES AV-40 GULL

Top Speed:	180 mph	Acc/Decc:	50/50 (25/10)
Crew:	1	Range:	600mi
Passengers:	5	Cargo:	200KG
Maneuver:	+1	SDP:	50
SP:	15	Type:	AV
Mass:	2.9TONS	Cost:	335,000EB

Another innovative design from Mercedes, the Gull AV-40 is the first waterborne AV to hit the market and is seeing mild success. Since an AV doesn't need a runway, the prime applications of this AV are somewhat hard to determine, but the first market for these AV's is among those with the money to afford luxury Yachts, and as an ocean touring vessel. The hull of the AV also has retracting skids which allow for land touchdowns.

OPTIONS: crash control system, full audio entertainment suite, security system, GPS, phone, digital dash w/ optional HUD, long-range radio, ejection seats, radar, auto-pilot and civilian nav, cybernetic linkage, Buoyant hull, retracting outboard motor,



BMW JET MOTO

Top Speed:	200mph	Acc/Decc:	20/20
Crew:	1	Range:	120mi
Passengers:	0	Cargo:	0
Maneuver:	-1	SDP:	30
SP:	10	Type:	AV
Mass:	470kg	Cost:	265,000EB

Jet Moto, from BMW, an affordable and stylish AVbike, so affordable in fact that Dominoes Pizza is using them for their deliveries in the Corpzone. And with upgrade packages you can not only change the outer shell, but also boost top speed and acceleration by 50% for only a mere 10,000eb extra.

OPTIONS: audio entertainment system, GPS, radio



BMW ROCKET

Top Speed:	200 mph	Acc/Decc:	30/30
Crew:	1	Range:	200mi
Passengers:	0	Cargo:	0KG
Maneuver:	-2	SDP:	40
SP:	20	Type:	AV
Mass:	1.4 TONS	Cost:	315,000EB

BMW's affordable AV-BIKE, a sleek little number with just enough get up and go to get you in trouble.

OPTIONS: crash control system, radar, audio entertainment system, GPS



KAWASAKI SCORPIO

Top Speed:	200 mph	Acc/Decc:	40/40
Crew:	1	Range:	500mi
Passengers:	1	Cargo:	0KG
Maneuver:	+2	SDP:	40
SP:	15	Type:	AV
Mass:	.8 TONS	Cost:	355,000EB

The Scorpio is a large and bulky, but extremely maneuverable and sturdy AV-Bike. Lightly armored and featuring an incredible range, this AVbike is popular among nomads and citizens alike.

OPTIONS: radar, radio, full entertainment suite, security system, crash control, GPS,



AUDI QUIAD

Top Speed:	200mph	Acc/Decc:	50/50
Crew:	1	Range:	400mi
Passengers:	3	Cargo:	KG
Maneuver:	0	SDP:	65
SP:	20	Type:	AV
Mass:	2900KG	Cost:	410,000EB

A beautiful sleek aerodyne, the concealed thrusters and clean lines have made it incredibly popular.

SPECIAL EQUIPMENT: crash control system, radar, audio entertainment system, GPS




BENZ DOPPLER

Top Speed:	200 mph	Acc/Decc:	35/35
Crew:	1	Range:	675mi
Passengers:	3	Cargo:	500KG
Maneuver:	+2	SDP:	80
SP:	20	Type:	AV
Mass:	2 TONS	Cost:	710,000EB

The Benz Doppler is sure to put you on the radar, clean lines, sleek profile, and all the power that the Benz name carries with it. The best possible choice for living the high life without being a showoff.

OPTIONS: crash control system, full audio entertainment suite, security system, GPS, phone, seat massagers, digital dash w/ optional HUD, long-range radio, ejection seats, radar, auto-pilot and civilian nav, cybernetic linkage,



MITSUBISHI SKYLINE AV-7

Top Speed:	200 mph	Acc/Decc:	60/60
Crew:	1	Range:	600mi
Passengers:	3	Cargo:	500KG
Maneuver:	+2	SDP:	60
SP:	25	Type:	AV
Mass:	2 TONS	Cost:	680,000EB

Very fast, very maneuverable, the only true competitor for the Mach. Mitsubishi's finest aerodyne.

OPTIONS: crash control system, full audio entertainment suite, security system, GPS, phone, seat massagers, digital dash w/ optional HUD, long-range radio, ejection seats, radar, auto-pilot and civilian nav, cybernetic linkage,



BENSON SOCIALITE AV-7

Top Speed:	200 mph	Acc/Decc:	50/50
Crew:	1	Range:	800mi
Passengers:	3	Cargo:	500KG
Maneuver:	+1	SDP:	60
SP:	15	Type:	AV
Mass:	2.1 TONS	Cost:	670,600EB

A luxury AV that will make you the envy of all your peers. An interesting addition is the panels concealing the ugly thrusters. The Socialite is the cream of the crop when it comes to private aerodynes, don't let the competitor get the upper hand, get your know and show them what it means to be a winner.

OPTIONS: crash control system, full audio entertainment suite, security system, GPS, phone, seat massagers, digital dash w/ optional HUD, long-range radio, ejection seats, radar, auto-pilot and civilian nav, cybernetic linkage,



GMI WASP

Top Speed:	250 mph	Acc/Decc:	45/45
Crew:	1	Range:	200mi
Passengers:	1	Cargo:	300KG
Maneuver:	+2	SDP:	40
SP:	10	Type:	AV
Mass:	.4 TONS	Cost:	365,000EB

This small and sleek AV-bike zips through the air like it was on fire, and its maneuverability is superb.

OPTIONS: radar, radio, GPS,



CADENCE TEARDROP

Top Speed:	250 mph	Acc/Decc:	40/40
Crew:	1	Range:	600mi
Passengers:	3	Cargo:	400KG
Maneuver:	0	SDP:	60
SP:	10	Type:	AV
Mass:	1.6 TONS	Cost:	695,000EB

Quite possibly the most stylish AV ever designed, all exhaust vents are actually concealed by retracting panels, which open only when in use. This creates a vehicle that is incredibly sleek without sacrificing stability or agility, all with the kind of luxury and style you can only expect from Cadence.

OPTIONS: radar, radio, full entertainment suite, environment control, security system, crash control, autopilot nav computer, GPS, digital dash w/ optional HUD, seat massagers, phone, leather upholstery,



BENSON "SKYWARD"

Top Speed:	250 mph	Acc/Decc:	40/40
Crew:	1	Range:	750mi
Passengers:	3	Cargo:	400KG
Maneuver:	+1	SDP:	60
SP:	10	Type:	AV
Mass:	2.3 TONS	Cost:	789,000EB

Benson, a leading name in luxury vehicles, does not disappoint with this beautiful AV-7. Luxury, style, and performance, nothing compares with the Cadence Skyward.

OPTIONS: crash control system, full audio entertainment suite, security system, GPS, phone, long-range radio, radar, cybernetic linkage, seat massagers, digital dash w/ optional HUD, auto-pilot and civilian nav,



BMW TECHNOGENE

Top Speed:	250mph	Acc/Decc:	50/50
Crew:	1	Range:	mi
Passengers:	3	Cargo:	KG
Maneuver:	+1	SDP:	50
SP:	20	Type:	AV
Mass:	2800KG	Cost:	774,000EB

BMW's best performing personal aerodyne. Not quite as fast as the SAV-TURBO, but it features a much quicker acceleration and an aggressive body design.

SPECIAL EQUIPMENT: crash control system, radar, audio entertainment system, GPS



CADENCE SATAN AV-7

Top Speed:	250/140 mph	Acc/Decc:	35/35 20/30
Crew:	1	Range:	550mi
Passengers:	3	Cargo:	500KG
Maneuver:	+1	SDP:	70
SP:	20	Type:	AV
Mass:	2.3 TONS	Cost:	890,000EB

Cadence competes with the Maclaren Vermithrax with an aerodyne that is at home on the ground as it is in the air. A favorite of Corporate executives who want to put the fear of god into anyone who sees them.

OPTIONS: radar, radio, full entertainment suite, environment control, security system, crash control, autopilot nav computer, GPS, phone, crash bars,




BMW SAV-TURBO

Top Speed:	260 mph	Acc/Decc:	35/35
Crew:	1	Range:	800mi
Passengers:	1	Cargo:	5000KG
Maneuver:	-2	SDP:	50
SP:	10	Type:	AV
Mass:	2.5 TONS	Cost:	745,600EB

It moves through the sky like an angry wraith, turning every head it passes. The jet exhaust nozzles are kept very close to the vehicle, in order to preserve its aerodynamic flow, so while this is a very fast AV, it handles rather poorly. Still the simple statement of style that comes with owning one of these is more than enough reason to buy one.

OPTIONS: radar, radio, full entertainment suite, environment control, security system, crash control, autopilot nav computer, GPS, digital dash w/ optional HUD.




GMI HBTR

Top Speed:	260mph	Acc/Decc:	45/45
Crew:	1	Range:	400mi
Passengers:	1	Cargo:	300KG
Maneuver:	+1	SDP:	50
SP:	15	Type:	AV
Mass:	2 TONS	Cost:	775,000EB

GMI'S top of the line personal aerodyne, a hugely popular.

SPECIAL EQUIPMENT: crash control system, radar, audio entertainment system, GPS

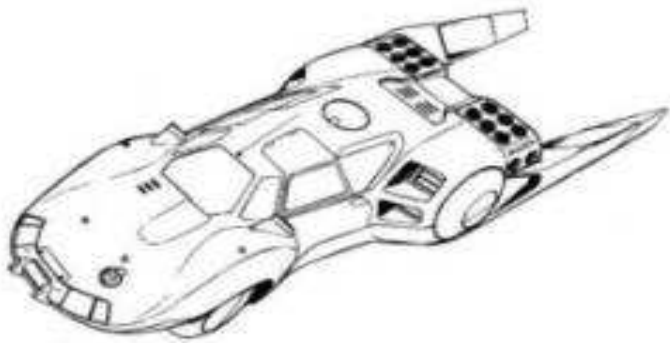


MISTUBISHI PITBULL

Top Speed:	260 mph	Acc/Decc:	50/50
Crew:	1	Range:	550mi
Passengers:	3	Cargo:	300KG
Maneuver:	+1	SDP:	150
SP:	20	Type:	AV
Mass:	2.6 TONS	Cost:	815,000EB

Finally, a performance AV that understands that no matter how good a pilot you are, eventually you are going to bump into something, usually when parking, and ruin your bodywork, possibly even damage your systems. The Pitbull takes this into account, not only does it move like a bat out of hell, but it is also protected from all angles by heavy crash bars, so those little accidents don't turn into big ones, nor do they turn your five hundred thousand dollar work of art into a flying junk mobile.

OPTIONS: radar, radio, full entertainment suite, environment control, security system, crash control, autopilot nav computer, GPS, phone, crash bars,

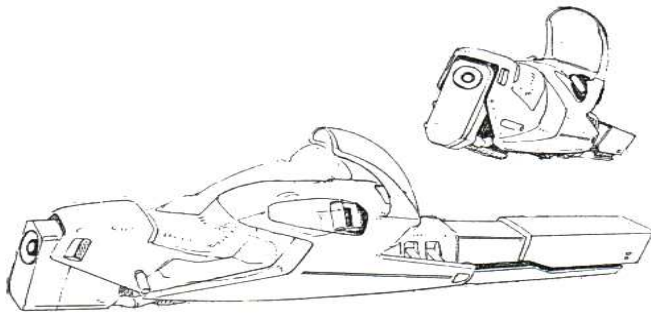


MACLAREN VERMITHRAX AV-3

Top Speed:	275/150 mph	Acc/Decc:	40/40 25/40
Crew:	1	Range:	800mi
Passengers:	3	Cargo:	500KG
Maneuver:	-3/+1	SDP:	60
SP:	15	Type:	AV
Mass:	2.1 TONS	Cost:	1,125,500EB

The Aerocop, the Leebroy, most AV-3's are about as inspired as a papercut. They are ok in the air, nothing special, and absolutely horrible for ground travel. The Vermithrax is the penultimate of AV-3 technology. In the air it reaches speeds close to the Mach and Skyline, and on the ground its speed is comparable to any sports car. Have the best of both worlds, buy the Vermithrax. The only aerodyne built by Maclaren.

OPTIONS: crash control system, full audio entertainment suite, security system, GPS, phone, digital dash w/ optional HUD, long-range radio, radar, cybernetic linkage,




MITSUBISHI ARABIAN RACING AVBIKE

Top Speed:	300mph	Acc/Decc:	50/50
Crew:	1	Range:	400mi
Passengers:	0	Cargo:	0
Maneuver:	-5/-1	SDP:	40
SP:	10	Type:	AV
Mass:	560kg	Cost:	420,000EB

One of the fastest AVbikes in the world, the Arabian is built for speed from the ground up. This AV is actually harder to control going slow than it is full out. It uses small thrusters on the bottom to hover (built in very carefully so as not to hinder the aerodynamics), and a series of small thrusters on the sides to keep it from tipping over. This is truly the most difficult AV in the world to pilot, do not attempt to do so unless you are an expert.

OPTIONS: crash control system, radar, audio entertainment system, GPS



MITSUBISHI BACKLASH

Top Speed:	310mph	Acc/Decc:	40/40
Crew:	1	Range:	300mi
Passengers:	1	Cargo:	0
Maneuver:	+2	SDP:	40
SP:	10	Type:	AV
Mass:	720kg	Cost:	490,000EB

You said you wanted something fast, well buddy this is it. The Arabian is beaten, it no longer reigns supreme. Sleek, powerful, and aggressive, everything you would expect from Mitsubishi.

OPTIONS: crash control system, radar, audio entertainment system, GPS



BENSON AV-20X LEAPFROG

Top Speed:	350 mph	Acc/Decc:	50/50
Crew:	1	Range:	450mi
Passengers:	1	Cargo:	50KG
Maneuver:	+2	SDP:	60
SP:	20	Type:	AV
Mass:	1.5TONS	Cost:	1,450,000EB

The first true sport AV, its most recognized with the AV canyon races which take place twice annually in the Grand Canyon. Of course it is also popular with speed demons who love the thrill of flying at low altitude in the inner city at high speeds.

OPTIONS: crash control system, security system, GPS, HUD, long-range radio, ejection seats, radar, auto-pilot and civilian nav, cybernetic linkage,




BENSON AVR-X

Top Speed:	500 mph	Acc/Decc:	60/60
Crew:	1	Range:	500mi
Passengers:	1	Cargo:	300KG
Maneuver:	+1	SDP:	80
SP:	10	Type:	AV
Mass:	1.8 TONS	Cost:	915,000EB

The Benson AVR-X is the first AV designed specifically for racing, and as such the body style has become the cornerstone standard for all other racing aerodynes. To the extent that Benson supplies the shell and schematics to other manufacturers to implant their own engines.

OPTIONS: radar, radio, environment control, security system, crash control, autopilot nav computer, GPS,



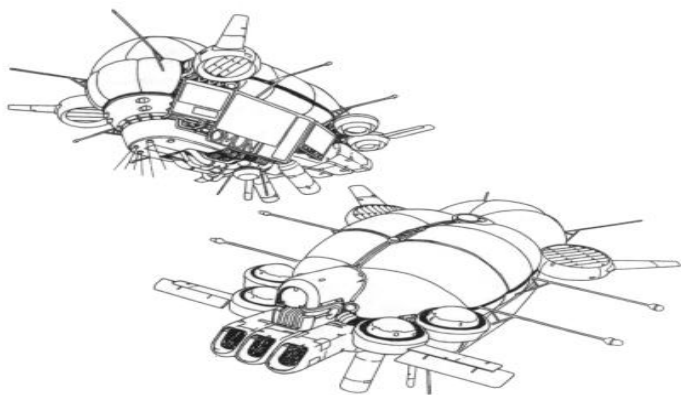
MISTUBISHI BARRACUDA

Top Speed:	700 mph	Acc/Decc:	60/60
Crew:	1	Range:	300mi
Passengers:	1	Cargo:	40KG
Maneuver:	-3	SDP:	70
SP:	20	Type:	AV
Mass:	3.2 TONS	Cost:	1,715,000EB

The first aerodyne capable (though not recommended) of breaking the sound barrier. If you live for speed, this is the AV for you, but be warned, it drives you as much as you drive it, and it's very very unforgiving. Of course with a price tag of over a million dollars, it is assumed you will know what you are doing if you purchase it.

OPTIONS: radar, radio, full entertainment suite, environment control, security system, crash control, autopilot nav computer, GPS, phone, crash bars,

DIRIGIBLES

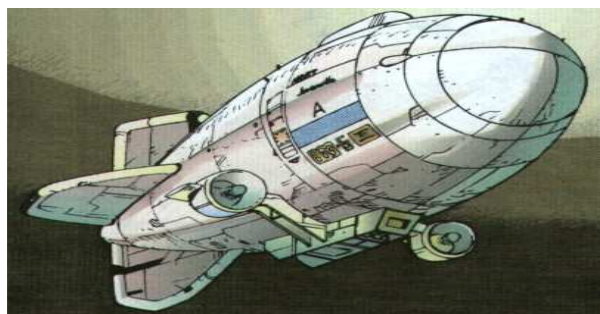


TOHATSU "TIMES SQUARE" MEDIA BLIMP

Top Speed:	20mph	Acc/Decc:	5/5
Crew:	6	Range:	2000 mi
Passengers:	2	Cargo:	100 KG
Maneuver:	-2	SDP:	700
SP:	10	Type:	aircraft
Mass:	12 tons	Cost:	16,452,000 EB

A full production studio, an extensive audio/visual billboard sized display system, and a blimp all rolled into one. The Times Square wanders the city, capturing news and footage and displaying them live on the billboards as well as transmitting them directly to the station and displaying a multitude of video feeds it receives as well.

SPECIAL EQUIPMENT: a full audio/visual production studio, 8 media displays, satellite uplink, full transmitting/receiving facilities, 8 camera's equipped with low light image enhancement, and ultra zoom lenses,

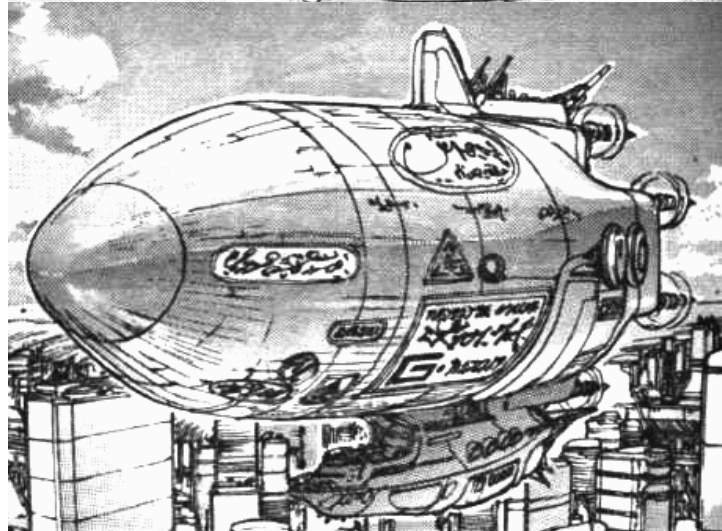



TOHATSU SUNBATHER OBSERVATION/TOUR BLIMP

Top Speed:	20mph	Acc/Decc:	5/5
Crew:	2	Range:	2000 mi
Passengers:	2	Cargo:	100 KG
Maneuver:	-3	SDP:	200
SP:	5	Type:	aircraft
Mass:	3 tons	Cost:	45,000 EB

This small dirigible is seen extensively in use as an observation platform by researchers, and as a tour vehicle in many resorts and vacation spots. Taking a three hour tour on one of these is considerably cheaper than chartering a helicopter, it usually runs about 50 bucks. It is also far safer.

SPECIAL EQUIPMENT: radar, radio,



DAYTON ELEGANCE

Top Speed:	40mph	Acc/Decc:	5/5
Crew:	4	Range:	5,600 mi
Passengers:	50	Cargo:	5000 KG
Maneuver:	0	SDP:	1000
SP:	10	Type:	aircraft
Mass:	25 tons	Cost:	6,452,000 EB

A luxury cruise liner dirigible, smaller than the Skyliner, but every bit as exquisite. Travel in class and take a party of all your friends with you. The Elegance is fully capable of amphibious landings, in fact the Elegance was purposely designed as a yacht, and is capable of cruising in the water. In emergency situations the balloon can even be released and the vessel would continue on its way as an oceanic vessel.

SPECIAL EQUIPMENT: everything

(Written by Deric "D" Bernier, images from Applesseed, Ghost In The Shell, Judge Dredd, Bubblegum Crisis, Bubblegum Crash, Bubblegum Crisis 2040, Macross, Gundam, Mach 5 Go Go Go, Darkminds, Humanoid, Hex, Eric Lanier, Full Throttle, Aliens Vrs. Predator, Southern Cross, Cyberformula, Cyberrad, Mospeada, Megazone 23, Neon Cyber, Trigun, Nazo, Gunm, Silent Mobius, ADPolice, Punisher Armory, GI Joe, Transformers, Siege, Street Heroes, Man Machine Interface, L-Gaim, All Star Squadron, Generation Zero, Gustavo Pabon, Knights Of Pendragon, The Abyss, Captain America: The First Avenger, League Of Extraordinary Gentlemen, American Flagg, The Island, Cowboy Bebop, Back To The Future III, Michiko To Hachim, Mafia Wars, The Last Starfighter, Black Moon, Motorstorm, Tales of The Ninja Warriors, Backlash, Shadowrun, 2099, Akira, Wildstorm, Version, Venus Wars, Grey, FF8, Dirty Pair, Saints Row, Deus Ex: Human Revolution, Windaria, Gurps, Eureka Seven, HK, Untamed, Black Ops, The Cyberpunk CCG, , Blue Sky, Policenaughts, Adi Granov, Squidhead, Raben AAS, Cardigan, Sagawa, Hubert, Arthur Sacek, Antonio Jesus Lara, Darko Hanzic, Tim Cameron, Miao He, Harold Belker, Lipatov, Sheppyboy2000, NuMioH, 600V, Coltius, Mark Yang, Ben Mauro, Saunders, Popgrafix, Mike Charles, Venksta, Jetto, A Matinez, Dekus, Gavin, Project C, Asgerot, Ancampelo, AnubisOone, S2ka, Mutuca32, Digitalhadz, Jordan Meadows, Kevinu, Fujitsa, Kristian Pearce, Neisbeis, Justin Oaksford, Shimmering Sword, Travis Clark, Tripio, Peter Argus, Drisco, Jacob, Charles Dietz, Diablo 2003, Steven Stahlberg, Sekido 54, Vandrell, Vacutia, Fryex, Tripio, Zinckat, Dead Robot, various manga and anime, various car manufacturer conceptual designs, various cycle custom shops and conceptual designs, and Deric "D" Bernier.)

For more of the best Cyberpunk 2020 goodness available, go to

DATAFORTRESS 2.0.2.0

<http://datafortress2020.oliwy.net/>

To e-mail the author:

droc@mc2k.com

