

SECOND EDITION

UP FRONT

THE AVALON HILL GAME COMPANY'S TRADEMARK FOR ITS GAME OF WWII MAN TO MAN COMBAT



R. MacGowan

1. INTRODUCTION—

These rules are presented in a Programmed Instruction format so that players need not read the entire rulebook to begin play. At various points in the rulebook you will be told to stop reading and play a specific scenario which uses the rules you've read up to that point. After having played that scenario sufficiently to feel comfortable with the mechanics of play thus far presented, you should read further to learn more of the game system. Feel free to double back to the original scenarios and play them with the more advanced rules. Even the first scenario becomes a uniquely different experience when played under the full effects of the entire game system. In the course of reading these

rules for the first time you will find frequent parenthetical references to numbered rules sections or terms which have not yet been defined. For the most part, these references should be ignored during the initial reading unless the reader has a specific question about the statement made in that sentence. They will often refer to rules or terms which have not yet been defined for the reader. A quick glance at the glossary/index will answer most questions, but they will make their appearance later anyway and are not necessary to play the game at your current level. Only after reading the entire rulebook should you be fully versed in the meaning of every rule.

INDEX & GLOSSARY

A	
Acquisition, Weapon	14
Acquisition, Target	27
Action Capability	42
Action Cards	2.2
Action Deck	16.1
Adjacent	5.61
Advance	5.4
AFV (Armored Fighting Vehicle)	28
Ambush	37.5
Artificial Terrain Cards	3.6, 13
Artillery	40
ASL (Assistant Squad Leader)	15.1
Assault Guns	28.2
Assistant Crewman	11.4, 18.22
ATMM (Anti-Tank Magnetic Mine)	31
ATR (Anti-Tank Rifle)	30.6

B	
Bazooka	30.2
Berserk	20.9, 28.81-82
Blocking Position	5.7
Bog	28.52-53
Booby Trap	37.6
Breeze	13.243
Broken Squad	16.5
Brush	8.8
Buildings	8.6
BU (Button Up)	28.43

C	
Campaign Game	42
Capture (of Terrain)	20.8
Capture (of Weapons)	20.74
Cards	2
Casualty (KIA, Wound, Rout, Prisoner)	
CC (Close Combat)	20.1
CC Entry	20.52
CC Vs AFV	28.8
CCV (Close Combat Value)	20.6
CE (Crew Exposed)	28.431
COM (Commissar)	15.5
Command Control	15
Commander Killed	28.431
Concealment	9
Conscripts	39.1
Cover Card	2.22
Crew Served Weapons	11
Critical Hit	26.5

D	
Deck	16.2
Demolition Charge	21.2
Directly Opposite	5.61
Discard Capability	4.3
Discard Pile	3.5
Draw Pile	3.5
DYO (Design Your Own)	43

E	
EL (Eliminate)	
Elevated Fire	8.31
Encircled	8.9
Encirclement	17.6
Entrenchments	16.42, 36
EX (Example)	
EXC (Exception)	
Execution	15.53

F	
FF (Flanking Fire)	17, 22.6
Fire Attack	6.1
Fire Combat Resolution	6.5
Fire Mission	40.2
Fire Strength	6.4
Firepower (FP)	6.2

Flamethrower	22
Flank Shot	28.46
Fording	8.53

G	
Greater Than (>)	
Greater Than or Equal To (≥)	
Green	39.3
Group Creation	17.9
Group Transfer	17.7
Guard	32.2
Guards	39.2
Gully	8.2

H	
Hand Capacity	3.5
Hand Refill	4.5
Hero	10.4, 29.42, 33.9, 28.421
Hill	8.3, 16.42
Horizontal Distance	5.61
Hull Down	28.9

I	
Identity Change	17.7
IG (Infantry Gun)	34
IM (Immobilize)	28.44
Individual Transfer	17.8, 20.8
INF (Infiltration)	20.2, 28.4312
Initial Terrain	3.6
Inventory Number	2.2

K	
KIA (Killed In Action)	6.51

L	
Lateral Flanking Fire	17.1
Lateral Group Transfer	17.7, 20.56
LATW (Light Anti-Tank Weapon)	30
Less Than (<)	
Less Than or Equal To (≤)	
LMG (Light Machine Gun)	
LOS (Line of Sight)	41.3

M	
Malfunction	19
Marsh	8.4
MGFS (Machine Gun Fire Strength)	
Minefield	3.6, 24
MMG (Medium Machine Gun)	
Morale Check	20.21
Mortar	26
Movement	5.1
Moving Fire	12, 22.1, 33.2

N	
NA (Not Allowed or Not Applicable)	
Natural Flanking Fire	17.3
Night	38

O	
Observation	38.2
Open Ground	5.2, 8.1, 20.37
Opponent's Terrain Placement	7.3
Ordnance	25
OT AFV (Open Top AFV)	29.41, 28.4
OVR (Overrun)	29

P	
Panic (PAN)	6.53
Paratroops	39.4
Partisans	37
Pass	4.6
Personality Cards	2.1, 2.3
PF (Panzerfaust)	30.3
Pinned (AFV)	28.42
Pinned (Men)	6.52
Pillbox	23, 20.36

Play Balance	43.1
Prepare To Play	3
Prisoner	32
Promotion	42.46
PSK (Panzerschreck)	30.2
Pursuit	42.7

R	
R (Repair) ... R# (Range Number)	19.3
Radio	41.7, 40.3
Rally	10.2
Random Position Numbers	2.2
Real Time	16.31
Reinforcements	35
Rejecting Terrain	7.32
Replacement	42.41
Retreat	5.4
Retrograde	5.51
RNC (Random Number Card)	2.2
RPC (Random Position Card)	14.6
Rout	6.531
RR (Relative Range)	5.6

S	
Scenarios	2.4
Sequence of Play	4
Sideways	5.4
SL (Squad Leader)	15.1
Smoke	3.6, 13.2, 16.42, 25.7-8
Sniper	14
Sniper Check	14.4
Split Actions	2.21
Squad Capacity	21.11
SS	39.6
Stream	8.5
Stun	28.45
SW (Secondary Weapon)	21.1

T	
Target Acquisition	27
Team Play	41
TEM (Terrain Effect Modifier)	8
Terrain Capture	20.8
Terrain Placement	5.1
Terrain & Movement Fire Modifiers	7, 22.1
Time Limits	16.3
To Hit Frequency (TH)	25.6
To Hit Procedure	25.3
Troop Types	39

U	
Unarmed	19.4
Unbalanced Position	15.6

V	
Victory Condition Fulfillment	16.42
Victory Points	16.4
Vs (Versus)	
Volksgrenadiers	39.5
Voluntary Panic	10.3

w (with) W wo (without)	
Walls	8.9
Weapon Acquisition	18
Weapon Capture	20.74
Weapon Exchange	18.21
Weapon Loss	18.1
Wire	3.6, 13.3, 16.42
Withdrawal	42.6
Woods	8.7
Wounds	33

X	
x# (Malfunction on red To Hit or initial resolution RNC equal to #)	19.5
X# Malfunction on any red resolution RNC equal to #)	19.5

2. THE CARDS—

2.1 There are two types of cards in the game. The regulation-sized playing cards which create the flow of play are called *Action* cards. The other cards are a representative sample of the actual men and Armored Fighting Vehicles which engaged in WWII combat and are called *Personality* cards. A player's forces are composed of certain Personality cards which engage in combat and maneuver through the medium of the Action cards.

2.2 Each Action card contains an illustration and the name of its function, a quantitative modifier or strength, and, brief notes regarding its main uses. In addition, each Action card contains a large black or red number ranging from 0-6 in its upper right hand corner. This is the *Random Number* used to resolve chance situations whenever one occurs, and has nothing to do with the actual play of an Action card. In addition, each card has a row of 10 black or red numbers printed along its bottom which randomly indicate a certain numbered position (called *Random Position Numbers*) within a group to receive a particular action. The blue numbers printed directly above the Random Position Numbers are used only to assist in readily identifying the Random Position Numbers in relation to each other. Both the Random Number and Random Position Numbers are ignored except when drawing a card from the Draw Pile solely for the purpose of generating a Random Number or Random Position (see 14.6). Lastly, each Action card has a small blue number called an Inventory Number in the upper left hand corner which is used solely to give each Action card an individual identity should the owner need to check for a missing card. Each type of Action card is illustrated in the specific rule section which defines its use.

[NOTE: Replacement cards and other game parts are available for purchase direct from Avalon Hill, 4517 Harford Rd, Baltimore, MD 21214. Send a self-addressed, stamped envelope with your request for a current Replacement Parts List. When replacing Action cards, the minimum order is the 54 card deck in which the card appears.]



2.21 SPLIT ACTIONS: Some action cards are divided by a diagonal black line separating two different actions by nationality. A player may use this card only for the action listed on his side of the card's diagonal line as indicated by the nationality symbol(s) printed on that side of the card. If the same nationality is listed on both sides of the diagonal line, the card may be used for either action, but not both.



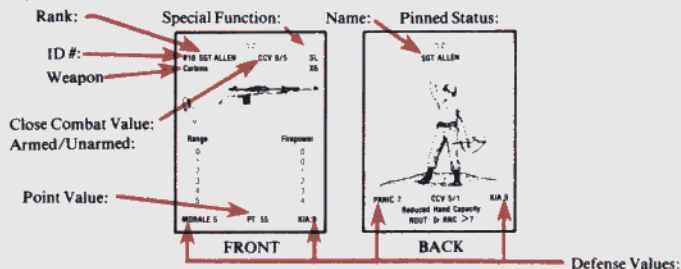
[EX: Action card #162 can be used as a Concealed -1 card by all three nationalities, but as a Movement card by the Russians only. Action card #42 has no diagonal line so it can be used as a Rally 2 card by all three nationalities, but it can be used as a Radio card only by the U.S. or Russian player. Action card #52 can be used as a Rally 3 or Radio card by the U.S. and German player only, and as a Concealed -2 card by the Russian player only.]



2.22 COWER CARD: Any card defined by a scenario as unusable by one or both players is considered a *Cower* card for that player. A Cower card has no value to its owner (other than inverted use as an *Open Ground Terrain* card; see 8.1). It nonetheless must be counted as part of the owner's hand until it can be legally discarded (4.3) per that player's discard capability.




[EX: Action card #130 is always a Cower card for the Russian player, but can be used as a Smoke card by the German and U.S. players.]

2.3 There are numerous types of Personality cards, but in the Basic Game we will limit ourselves to those representing single men. An example is illustrated below.



2.4 SCENARIOS: All scenarios are composed of seven basic component parts: Type, Forces, Action Deck Composition, Special Rules, Victory Conditions, Time Limit, and a declaration of the player who must form his

groups, place terrain, and play first. Players should remember that although most scenarios list forces for each of the three nationalities in the game, each scenario is usually played by only two nationalities at a time—a German player against either a Russian or American player. In addition, all scenarios which do not depict some type of meeting engagement will list two forces for each player; one to be used if that player takes the offensive role, and the other to be used if he plays the defensive role. Defensive forces are listed inside a barbed wire entangled rectangle. A player never uses both forces in the same scenario. Scenarios with assigned offensive and defensive forces actually have four different variations of the same theme; meeting engagement scenarios only two. Adjustments to the Action card

deck are listed after the () symbol. The player who must form his groups, place terrain, and play first is shown after the "1st" symbol. A bayonet () after the "1st" symbol indicates that the side with the offensive role must play first; a barbed wire entanglement symbolizes the defensive side. The number following the sand timer symbol () indicates the number of complete plays through the Action Deck which comprise the scenario Time Limit.

3. PREPARE TO PLAY—



3.1 Players begin play by selecting a scenario from among those provided or creating one themselves as per rule section 43. Sides are chosen with each player taking the indicated Personality cards and setting the remainder aside. The Time chit is placed (with the "Deck 1" side face up) on the Discard tray.

- [A] XXXX
- [B] XXXXXX
- [C] XXXX
- [A] XXXXX
- [B] XXX

3.2 The player indicated by the scenario as having the first play now sits opposite his opponent and places his Personality cards face up in front of himself in two to four groups of two to ten cards each (EXC: AFV's and IG's, see 28.11). Groups should be separated somewhat to make it easy to distinguish one from another. Each group is identified from the player's left to right as Group A, B, C, and D. The opposing player now sets up his groups, attempting to place them directly opposite his opponent's groups as much as is possible. A player may not leave gaps in his setup; his first group must be Group A, his second must be Group B, etc. For example, if the German player chooses to have two groups and the American player three, American Groups A and B would be set up directly opposite the like designated German Groups, with the American Group C set up adjacent to his Group B and directly opposite no German group. Once play begins, these groups may be altered only by losses due to combat and individual transfers from one group to another (17.8, 20.8), although the identity of a group can change (see 17.7). Each group will act independently of any other group during the course of play and any Action cards placed on a group will affect only the Personality cards actually in that group. With this and the scenario Victory Conditions in mind, players should choose the composition of each group and the total number and size of groups carefully at the outset.

3.3 Each man within a group likewise assumes a position within that group relative to the others. The leftmost Personality in each group occupies the "1" position. The Personality card to his right occupies the "2" position, and so on up to "10" for a ten man group. This position within the group changes every time a man occupying a lower numbered position within the group is eliminated. For example, if the second man in a five man group is eliminated, the third man assumes position 2, the fourth man position 3, and the fifth man position 4. Men may switch positions within a group during their player turn but must do so as the sole action of that group for that turn. Such a position switch is included as part of any successful weapon acquisition (18.2) or assistant crew assignment (11.12).

3.4 Place a range 0 chit at the head of each group to identify its starting Relative Range to opposing groups.

3.5 The Action deck is shuffled and each player is dealt a full hand face down. The German player receives five cards. His opponent receives six cards if he commands an American force, or four cards if he commands a Russian force. Place the remainder of the Action deck face down in the card tray to serve as a *Draw Pile*. As Action cards are used and/or discarded, they are placed face down in the *Discard Pile* of the card tray. Each player's cards are kept concealed from his opponent until played. (To avoid possible confusion, a labelled tape should be used to identify that section of the tray used for discards.)

3.6 INITIAL TERRAIN: The player specified by the scenario as having the first play now has the option of placing one Terrain card in his possession on one of his or his opponent's groups. Note: an opponent cannot reject a Terrain card (7.32) during Prepare for Play. The opposing player then has the option of playing one Terrain card he has in a similar manner

except that he may not place his Terrain card on a group which already has one in play. The first player may now play another Terrain card (if he has one) on any of his or his opponent's groups not already containing one. Players continue to alternate placement of terrain in this manner, one card at a time, until neither player has further Terrain cards or the inclination to use them. All remaining groups without Terrain cards begin play in Open Ground. Then each player, in turn, draws as many cards as he just played so as to once again have a full hand (up to his nationality limit). *Artificial Terrain cards (Wire, Smoke)*, and/or inverted cards used as Open Ground cards, and scenario defined Cover cards cannot be placed prior to play. The game is now ready to begin.

4. SEQUENCE OF PLAY—

4.1 The game begins with the player specified by the scenario taking his play first. [In *Design Your Own* (henceforth referred to as *DYO*) scenarios the player having spent less points on the construction of his force gets to move first with ties resolved by RNC draw.] When he is finished, the opposing player takes his turn. Player turns are then alternated until one of the participants achieves his Victory Conditions as required by the scenario in play or the Time Limit expires.

4.2 ACTION CAPABILITY: A player turn consists of a player performing a maximum of one action in each group of Personality cards he controls. He need not predesignate those actions; i.e. he may observe the results of one group's attack before deciding what action, if any, to take with another group. There are five types of possible actions.

4.21 Perform movement by playing a Terrain or Movement card on a group (5.1). Only one card may be played on each group (EXC: 35.4).

4.22 Make a fire attack by playing one or more Fire cards, and selecting the group which is firing and its target group (6.1).

4.23 Reverse the status of *pinned* men by playing a Rally card on their group (10.2). Only one such card can be played as a single action per group per turn.

4.24 Attempt to *infiltrate* an enemy position or enter *Close Combat* (20).

4.25 Alter the composition of the group by performing one of the following actions: weapon repair attempt (19.3), weapon acquisition attempt (18.2), change crew assignments (11.13), place smoke (13.2), attempt to entrench (36.1), attempt individual transfer (17.8), remove wire (13.33) or remove mines (24.5).

4.3 DISCARD CAPABILITY: Following the performance of all actions, the player must discard all used cards as well as any placed cards of an eliminated group. In addition, depending on his nationality and whether or not he performed any action during that turn, he may discard one or more *unused* cards from his hand as well.

4.31 A German player may always discard one (but never more than one) unused card from his hand, regardless of the number of actions he performed during his turn.

4.32 An American player may discard up to two unused cards from his hand, but only if he performed no other action during his player turn.

4.33 A Russian player may discard any number of unused cards from his hand, but only if he performed no other action during his player turn (EXC: 36.5).

4.4 All cards used to perform an action other than movement are revealed and placed in the Discard tray face down. Movement and Terrain cards remain face up on the table in front of their respective groups. Cards which are discarded from a player's hand without being played need not be revealed before being placed face down in the Discard tray. Card(s) discarded on an opposing group(s) are revealed and remain on top of the opposing group or placed in the Discard tray as required.

4.5 HAND REFILL: The player may now draw at his option as many cards from the Draw pile as is necessary to bring the total number of cards in his hand up to his full allotment (EXC: 15.2). It is now the opposing player's turn.

4.6 Repeat steps 4.2—4.5 until a player achieves his Victory Conditions or the scenario time limit expires. Note that a player does not have to take an action or discard in his turn *unless* his opponent has likewise passed in the immediately preceding player turn.



5. MOVEMENT & RANGE DETERMINATION—



5.1 Movement is accomplished by playing Movement cards and, to a lesser extent, Terrain cards. Any group may place a Movement card provided it does not currently contain a pinned Personality card. A Terrain card may be placed on any group (even one containing pinned Personality cards) provided it already has a Movement card of some type in place which is not already covered by another Terrain or Wire card.

5.2 Each group is assumed to occupy the terrain shown on the last Terrain card placed on that group unless it has *two* Movement cards in play (in which case they are in Open Ground). If no Terrain card is present (an occurrence only at game start or upon the entrance of reinforcements), the terrain occupied is assumed to be Open Ground. The terrain a group currently occupies is a factor in resolving any fire attacks made against that group (6.42), and can occasionally affect attacks (6.41) and movement (8.42, 8.53) by that group as well. See also 7.4.

5.3 Changing the current Terrain card that a group occupies (including placement of a Terrain card on a group without one) first requires the presence of a placed Movement card above the last occupied Terrain card. Since only one Movement or Terrain card may be played in a single group per player turn (EXC: 35.4), it will take at least two turns for a player to change the terrain of a group once play begins (assuming the availability of the necessary Terrain and Movement cards, and non-intervention by the opponent).

5.4 Movement cards are also used to change the relative distance between opposing groups. Each Movement card can be placed with the circled "+" at the top of the illustration to represent an Advance (forward movement), or turned upside down to show the circled "-" at the top of the inverted illustration to represent a Retreat (reverse movement), or sideways to represent lateral movement. By playing a Movement card in the forward mode ("+") the group is moving in a relative direction *toward* the opposing player, and *increasing* its range chit while often decreasing the actual distance between it and the opponent's groups. Playing a Movement card in the reverse mode ("-") simulates the group moving in a direction away from the opposing player, thus decreasing its range chit while usually increasing the actual distance between it and opposing groups. Placing the card *sideways* signifies that the group is moving laterally to the opposing player without actually changing its range chit. Note that moving laterally in this manner does not change the position of any group relative to another or their Relative Ranges except possibly in the case of *Lateral Group Transfer* (see 5.61 & 17.7).

5.41 Once a Terrain card is played and accepted on a group, it removes all cards beneath it from further consideration until redrawn and played again later in the game (16.2). Even if a group uses a Movement card to retreat, the terrain he retreats to will be determined by the next Terrain card played on top of that Movement card. All cards beneath an accepted, played Terrain card are removed and placed in the Discard pile.

5.5 All groups start at Relative Range 0 from all opposing groups. This is signified by placing a range 0 chit on the group before the start of play. Each time a group plays a Movement card in the Advance mode, it is increasing its range chit by one (a 0 range chit is flipped over to become a 1 range chit, a 1 range chit is exchanged for a 2 range chit, etc). Should a group play a Movement card in the Retreat mode, the range chit is similarly decreased by one.

5.51 RETROGRADE: A group may not retreat if, in so doing, it will decrease the Relative Range between it and the closest enemy group to < 0. However, even if an enemy group is close enough to allow a Retreat, a group already at range chit 0 (or less) may play a Movement card in the Retreat mode only if that Movement card is also a red RNC. By doing so, its Range chit is replaced by a red Range -1 chit. Thereafter, any further retreat (again accomplished by a red RNC Movement card) would accomplish a change of the red Range chit to -2, then -3, etc. All red Range chits are read as negative numbers. Therefore, if two opposing groups have respective range chits of 3 and -2, they are at Relative Range 1 (3 + -2 = 1), not 5. A Relative Range less than 0 is treated as 0 for firepower and To Hit purposes.

[EX: A group at range chit 0 can be fired on by a group at range chit -1 with all the firepower it can muster at Relative Range 0.]

5.6 RELATIVE RANGE: The actual distance between any two opposing groups is determined by adding their respective range chits together. If the sum of their range chits is > 5, that sum is subtracted from 10 to achieve the true Relative Range between the groups. The range 5 chit can be exceeded when desired by placing additional Range chits alongside the Range 5 chit. For players who have trouble grasping the Relative Range concept, the following chart is provided.

RELATIVE RANGE CHART

Group X at Range Chit:	-5	-4	-3	-2	-1	0	1	2	3	4	5	6
Group Y at: -1	0	0	0	0	0	0	0	1	2	3	4	5
0	0	0	0	0	0	0	1	2	3	4	5	4
1	0	0	0	0	0	1	2	3	4	5	4	3
2	0	0	0	0	1	2	3	4	5	4	3	2
3	0	0	0	1	2	3	4	5	4	3	2	1
4	0	0	1	2	3	4	5	4	3	2	1	0
5	0	1	2	3	4	5	4	3	2	1	0	0
(5+1) 6	1	2	3	4	5	4	3	2	1	0	0	0

5.61 LATERAL DISTANCE: The Relative Range is further decreased by one (to a minimum of 0) if the groups in question are neither directly opposite (same lettered groups) or adjacent (B is adjacent to A and C; A is not adjacent to C, D, or E).

5.62 When dealing with range chits > 5 or < 0, players by mutual consent could readjust the range chits of every group at the end of each deck during the resulting shuffle. Readjust by reducing positive range chits and increasing negative range chits by an equal amount so as to maintain the same Relative Range between groups.


[EX: Black Group A is at range chit 6, Black Group B is at range chit 3, and Black Group C is at range chit 0. Red Group A is at range chit -2, and Red Group B is at range chit -3. The range chits should be adjusted by two to: (Black) A:4, B:1, C:-2; (Red) A:0, B:-1.]

5.7 BLOCKING POSITIONS: A group may not move forward if, in so doing, the Relative Range between it and its like-named (directly opposite) opposing group would exceed 5 (EXC: AFV, 29.5). In order to move further forward, the opposite group whose Range chit blocks a further advance would have to retreat or be eliminated.

- (A) [1] (A) [-1]
- (B) [5] [1]
- (C) [2] (C) [3]

[EX: Black Group A and Red Group A are at Relative Range 0, and Red Group B has been eliminated. Black Group B had reached range chit 5, but was still not at Relative Range 5 with Red Group A so it moved to range chit 6 by placing a range chit 1 alongside its range chit 5. They are now at Relative Range 5 (6 + -1 = 5). Note that Black Group B has moved past Red Group C (i.e. Red Group C is between Black Groups B and C). Neither Group C may move forward until the other retreats or is eliminated. The Relative Range between Black Group A and Red Group C is actually 3, not 4, due to the two groups not being opposite or directly adjacent. The Relative Range between Black Group B and Red Group C is 1 (6 + 3 = 9; 10 - 9 = 1).]

6. FIRE ATTACKS—



6.1 A player must have at least one Fire card in his hand to perform a fire attack. In addition, the group performing the attack must have a combined total of at least the minimum number of firepower factors required to use that card. Each Fire card has a circled number in the upper left-hand corner of the illustration which is the minimum number of firepower factors needed to use that Fire card. Separate groups may not combine their firepower factors in order to qualify to use a Fire card. A group may fire at any opposing group provided it has sufficient firepower at its current Relative Range to that group to use its Fire card.

6.2 FIREPOWER: The number of firepower factors a group has available is determined by adding the firepower factors of each unpinned man with an operating weapon in the firing group. Note that each man has a firepower factor for each of six different Relative Ranges. Only the firepower rating for the current Relative Range between the firing and target groups is used.

6.3 More than one Fire card may be used by a single group in one fire attack action as long as the firing group has at least the sum of all required firepower factors for all Fire cards used. However, the Fire Strength of all Fire cards used by that group during that turn would have to be added together to form a combined attack.



[EX: To use both of these Fire cards in the same fire attack, eight firepower factors would be required in the firing group. The unmodified Fire Strength of the attack would then be 4.]

6.4 FIRE STRENGTH: Once it has been determined that the Fire card(s) can be used, determine the final Fire Strength of the attack. If the attacking group is currently moving (has played a Movement card with no Terrain card yet placed over it), the Fire Strength of its Fire card(s) is halved (12.1).

6.41 Modify the Fire Strength by adding any modifiers due to the attacker's position (see Wire 13.32, Stream 8.52, Marsh 8.41, Smoke 13.22, and Elevated Fire 8.31 for examples of Fire Strength modifications due to the attacker's position).

6.42 Modify the resulting Fire Strength by adding any modifiers due to the terrain occupied by the defender, including any applicable Smoke and/or Wire cards.

6.43 Modify the resulting Fire Strength by adding any modifiers caused by the movement status of the defending group.

6.44 At this point, the defender may opt to play any Concealed card in his hand to further modify the Fire Strength of the attack. If he does so, the negative modifiers of the Concealed card are added to the Fire Strength to derive the final Fire Strength of the attack.

6.5 FIRE COMBAT RESOLUTION: After seeing the final modified Fire Strength of any attack, it is the attacker's option whether or not he wishes to resolve that attack or just discard his played Fire card(s) (which still constitutes an Action taken). To resolve an attack repeat the following procedure for each man in the target group in sequence. Draw the top card from the Draw pile and add the final Fire Strength of the attack to the RNC. If the RNC is black, add it to the modified attack strength to obtain the Final Combat Resolution Number. If the RNC is red, subtract it from the modified attack strength to obtain the Final Combat Resolution Number. Compare this Final Combat Resolution Number with the defense values of the Personality card under attack. The Final Combat Resolution Number is only compared to the defense value(s) currently exposed on the card, i.e. face up.

6.51 KIA: If the Personality card has an exposed KIA value ≤ the Final Combat Resolution Number, the Personality card is eliminated and removed from play (see also 18.1).

6.52 PINNED: If the Personality card has an exposed Morale value ≤ the Final Combat Resolution Number, the Personality card is pinned unless eliminated by 6.51. A pinned Personality card is turned over to its non-colored side so that only its back side Panic, KIA, and Close Combat Values are exposed to view.

6.53 PANIC: If the Personality card has an exposed Panic value ≤ the Final Combat Resolution Number, the Personality card is removed from play due to Panic, but is considered KIA for Victory Point (16.4), Weapon Acquisition (18.1), and Campaign Game (41.4) purposes only if the Random Position Number (ignoring the color) under column "0r" of the RNC which caused him to panic is ≤ his Panic value as defined on the Pinned side of his card.

6.531 ROUT: If the Random Position Number in the 0r column of the RNC which caused a man to Panic is > the man's Panic defense, the man is not killed but is removed from play due to Rout with applicable consequences to weapons and Victory Points.

6.54 If all the exposed defense values of the Personality under attack are > the Final Combat Resolution Number there is no effect.

6.6 A defending group can be attacked more than once per turn. It is possible for a Personality Card to be pinned by fire from one attacking group, and then panic due to fire from another attacking group. The only restriction is that each group may attack only once per turn, and each group which attacks must do so with its own Fire card(s) which it has sufficient firepower to use.

[EX: The U.S. group depicted above is being attacked with a final modified Fire Strength of 5. The Action card facsimiles pictured are the RNC's drawn to resolve combat against the three defenders. Sgt Allen is not affected (5 + -1 = 4 < 5). Pvt Myers is eliminated (5 + 4 = 9 ≥ 8). Pvt Degi panics and is removed (5 + 0 = 5 ≥ 3). However, Pvt Degi is not KIA because the Random Position Number under column "0r" of the third RNC is > 3 which means he routed safely out of the firefight.]

7. TERRAIN & MOVEMENT FIRE ATTACK MODIFIERS—

7.1 Every Terrain and Movement card contains a Fire Strength modifier beneath the name of the card. If the "+" or "-" sign of the modifier is circled, it pertains to attacks made from that terrain. If not circled, the modifier pertains to attacks made against groups defending in that terrain.

7.2 The Fire Strength modifier of the *last* Terrain or Movement card placed on a defending group is used when resolving any fire attacks against that group. If the last Terrain or Movement card played on a defending group is a Movement card, then the last played Terrain or Movement card placed prior to it in that group is *also* used (as well as any modifiers for Smoke/Wire cards above it).

- A)

Brush	Movement
-1	+1
(-1) + (+1) = 0	
- B)

Movement	Movement
+1	+1
(+) + (+1) = +2	
- C)

Movement	Woods	Movement
+1	-2	+1
(-2) + (+1) = -1		
- D)

Hill	Smoke	Movement
-1	-1	+1
(-1) + (-1) + (+1) = -1		
- E)

Brush	Movement	Smoke	Movement
-1	+1	-1	+1
(+) + (-1) + (+1) = +1			

[Examples of Terrain and Movement modifier combinations: In example C, the first Movement card is not considered because it is cancelled by the placement of a Terrain card above it (in fact, it should be immediately returned to the Discard pile before the other Movement card is even played. In example E, the Brush card is not considered because playing the second Movement card cancels any effect it might have—effectively leaving the group in Open Ground.)]

7.3 OPPONENT'S TERRAIN PLACEMENT: Any Terrain card *other than* Open Ground can be placed on an *opposing* group in lieu of a discard (note *nationality restrictions on discards*; 4.3). In order to place a Terrain card on an opposing group, that group must be currently eligible to receive a Terrain card (i.e. it must have a Movement card in play which is not covered by a Terrain card and does not require placement of a second Movement card before it can leave its present terrain). The player who has just had the Terrain card played against him must then decide to either accept or reject the Terrain card placement (*EXC: Stream or Minefield cards can never be rejected*) before starting his own turn.

7.31 If he accepts the Terrain card placement on his group by his opponent, play continues as normal and he may take an action with that group in his coming turn.

7.32 REJECTING TERRAIN: However, if he rejects the Terrain card placement on his group by his opponent, he must immediately change the Advance/Retreat mode of the Movement card it was played on to a Sideways move. This changes back the range chit of the group, but does not qualify it for any Flanking Fire bonus or Lateral Group Transfer that might otherwise apply. If the Terrain card played on his group by his opponent was *already* played on a Sideways mode Movement card, the Movement card must be placed in the Discard pile (thereby forfeiting any Flanking Fire bonus or group identity change it may have earned). Whenever a Terrain card placement is rejected in either manner, the Terrain card is placed in the Discard pile before the player takes his turn.

7.33 A player *must* reject the Terrain card played on his group by his opponent if the group it is placed on contains a Personality card which is not allowed in that terrain type.

7.34 Whenever a Terrain card is played (and accepted) on a group, all Action cards beneath that Terrain card are placed in the Discard pile.

7.4 Note that a group on a single Movement card on top of a Terrain card is still affected by that Terrain card and therefore is restricted by its requirements as well as protected by its benefits.

8. TERRAIN EFFECTS—



8.1 OPEN GROUND: The back of every Action card depicts Open Ground. All groups starting a scenario without benefit of a placed Terrain card are considered in Open Ground until a Terrain card is played on them. A player wishing to move into Open Ground may do so by playing any card face down on top of an already placed Movement card. (*EXC: An Open Ground card cannot be placed on top of the first Movement card played on top of any group requiring the play of two Movement cards to leave its present terrain; i.e. Marsh, Minefield, or 34.3*).

8.11 A group occupying Open Ground receives no modifications to the strength of attacks made by it or against it due to being in that terrain.

8.12 A man attempting to infiltrate from Open Ground terrain suffers a two column shift to the right when checking for Infiltration status (20.37).



8.2 GULLY: A group occupying Gully terrain cannot attack or be attacked except by Sniper, mortar fire, a group on a Hill, *Close Combat* (hereafter referred to as CC), or at Relative Range 5.

8.21 A defending group in a Gully may deduct two from the Fire Strength of any group which is attacking it.

8.22 A group in a Gully is still considered in that Gully even after placing a Movement card on top of the Gully card. Only by placing yet another Movement card *or* a Terrain card on top of the first Movement card does the group leave the Gully and become eligible to receive and make Fire attacks other than those listed in 8.2. Note that when leaving a Gully by placing two Movement cards, only the +1 Fire Strength modifier of the *second* Movement card would apply to any attacks vs that group unless the attack was one of those listed in 8.2. However, each Movement card played in an Advance or Retreat mode does affect the group's range chit, and lateral movement in a Gully can result in Flanking Fire and/or Group Transfer possibilities.

[EX: In the examples below assume fire is originating from a source other than those listed in 8.2.]

- | | |
|-------------------------------|-------------------------------|
| Movement Gully | Movement Gully Movement |
| +1 NA/-2 | +1 NA/-2 +1 |
| No Fire is Allowed | No Fire is Allowed |
| Movement Gully Movement Brush | Gully Movement Movement |
| +1 NA/-2 +1 -1 | NA/-2 +1 +1 |
| Fire Allowed; -1 for terrain | Fire Allowed; +1 for movement |

8.23 An AFV entering a Gully must check for *Bog* (28.53).



8.3 HILL: A group occupying a Hill may fire on a group in a Gully at a Relative Range other than 5 with any weapon.

8.31 A group occupying a Hill may use *Elevated Fire* (6.41) to add one to the Fire Strength of any attack they make against any target group not occupying another Hill or a Pillbox (including boxed fire vs an AFV as well as the effect of a hit against non-armored targets; 25.4).

8.32 A group occupying a Hill is entitled to a -1 modifier to the Fire Strength of any attack made against it which originates from any terrain other than another Hill.

8.33 A defending AFV/IG on a Hill is considered *Hull Down* (28.9) to the firing group unless the firing group is also on a Hill.

8.4 MARSH: Any defending group occupying Marsh terrain may deduct one from the Fire Strength of the group attacking it.

8.41 A group attacking from Marsh must deduct one from its overall Fire Strength. A medium machine gun or mortar may not fire from Marsh. A light machine gun, bazooka, or panzerschreck must be fully crewed and non-moving and even then may use only its bracketed firepower or To Hit frequency when firing from a Marsh. A panzerfaust firing from a Marsh must deduct one from its To Hit frequency (25.33).

8.42 A new Terrain card cannot be placed on top of a Marsh card until two Movement cards (one per turn) have already been placed on top of it. The first Movement card placed on top of a Marsh card must be played in the sideways mode and does not qualify for any Flanking Fire bonus (although a Flank Movement card played sideways as the second Movement on top of a Marsh card does). The direction of movement (advance, retreat, lateral), and consequently the range, is determined solely by the manner in which the *second* Movement card is placed. Similarly, a man in Marsh terrain may not infiltrate (20.24) unless two Movement cards currently cover that Marsh card.

8.43 Neither an AFV nor an Infantry Gun may ever enter Marsh terrain.

8.44 A man in Marsh may not attempt to repair a malfunctioned weapon.

- A. Marsh Movement ➤
-1 +1

[EX: A group in the terrain situation shown above in A is not yet eligible to receive a Terrain card (8.42). If fired upon, the group would not modify the Fire Strength of the attack because the Terrain and Movement modifiers nullify each other (-1) + [+1] = 0. The range chit of the group does not change yet.]

- B. Marsh Movement ➤ Movement ➤
-1 +1 +1

[EX: A group in the terrain situation shown above in B can now receive a Terrain card in future player turns. If fired upon, the group would modify the strength of the attack by +2 ((+1) + [+1] = +2). The range chit of the group does not change because it moved sideways—neither towards nor away from the enemy. Had the *second* Movement card been placed in an Advance or Retreat mode, the Range chit would have changed accordingly.]



8.5 STREAM: Unlike most other Terrain cards, a Stream is usually placed on an opposing group. The group on which it is discarded must accept the Stream; it cannot move around the Stream or forfeit its Movement card as can be done with most other Terrain card rejections (7.32).

8.51 A Stream does not modify an opponent's Fire Strength attack into that Stream.

8.52 A medium machine gun, mortar, or Infantry Gun may not fire from a Stream, although an AFV's weapons may fire from a Stream with no detriment at all. Other crewed weapons may fire from a Stream

only if they are fully crewed and non-moving, and even then must use their bracketed firepower or To Hit frequency. The Fire Strength of any other group attacking from a Stream using non-ordnance weapons is reduced by one. A panzerfaust fired from a Stream must reduce its To Hit frequency by one.

8.53 FORDING: A Stream can be left only by fording. Fording is the sole action of a group for that player turn and consists of playing a Movement card sideways. Fording is automatically successful only if it is accomplished by playing a Ford Movement card. If fording is attempted with any other Movement card, it is successful only by drawing a black RNC as it is played. If successful, the Ford Movement card is left in play in the Stream and is eligible to play either another Movement card or a Terrain card in a subsequent turn. If the attempt is unsuccessful, the Movement card must be placed in the Discard tray instead, although it still counts as an action taken by that group for that turn. An Infantry Gun attempting to leave a Stream must play two sideways Movement cards (one per turn), but only the second Movement card must chance a RNC draw (or be a Ford Movement card), and is lost if it fails.

8.531 A potential Flanking bonus could accrue if a Flank Movement card fords successfully.

8.532 Fording can never be combined with a Lateral Group Transfer using the same Movement card.


8.54 A man in a Stream may not attempt to repair a malfunctioned weapon.



8.6 BUILDINGS: Any defending group on a Buildings card may subtract 3 (or 2 if so indicated on that Buildings card) from the Fire Strength of the group attacking it.

8.61 A group in Buildings terrain may not fire a Mortar (26.2).

8.62 An AFV attempting to Overrun a group in Buildings terrain is subject to adverse effects (29.4).



8.7 WOODS: Any defending group on a Woods card may subtract two from the Fire Strength of the group attacking it. *EXC: Woods do not detract from the Fire Strength of a Mortar or artillery attack.*

8.71 An AFV must check for Bog when entering Woods.

8.72 An AFV attempting to overrun a target in Woods terrain is subject to adverse effects (29.4).

8.73 AFV EXIT: An AFV must exit Woods terrain by playing a Movement card in the Sideways mode; this requirement does not prevent a Flanking Fire advantage from resulting from the same move.


8.74 A man attempting to infiltrate from Woods terrain shifts one column to the left on the RPC when checking Infiltration status (20.34).



8.8 BRUSH: Brush terrain is considered hedges in an urban scenario. Any defending group on a Brush card may subtract one from the Fire Strength of the group attacking it.

8.81 An AFV attempting to Overrun a group occupying Brush terrain is subject to adverse effects (29.4).

8.82 A man in Brush terrain attempting to infiltrate receives a two column shift to the left on the RPC when checking Infiltration status (20.33).



8.9 WALLS: Any defending group on a Walls card may subtract two from the Fire Strength of the opposing group directly opposite it with the same group ID which is attacking it. *Exc:* A defending group on a Wall card may subtract only one from the Fire Strength of a mortar or artillery attack. A defending group on a Wall card attacked by any group other than the directly opposing group may subtract one from the Fire Strength of the group attacking it. Neither defensive modification is applicable if the defending group is encircled (17.6).

8.91 A defending AFV on a Walls card is considered Hull Down to the firing group when determining if the AFV is hit, unless the firing group is entitled to Flanking Fire.

8.92 An AFV attempting to Overrun a group in Walls terrain is subject to adverse effects (29.4).



[EX: Assume all groups are at range chit 0 in Walls Terrain. If Black Group A is attacked by Red Group A, it may deduct two from the Fire Strength of Red Group A. However, if Black Group A is attacked by Red Group B or C, it may deduct only one from the Fire Strength of the firing group. Now assume that Red Group C has managed to reach range chit 6, thus putting it behind Black Groups A and B at range chit 0 and plays a Sideways move creating an Encirclement of Black Group B (see 17.6). All defensive advantages of the Walls of Black Group B are now lost as long as the encirclement continues.]

9. CONCEALMENT—



9.1 After seeing the modified strength of any attack (6.44) against him, the defending player has the final option of lessening the attacker's Fire Strength by playing any one Concealed card he currently has in his hand before any part of that attack is resolved. The card played lessens the Fire Strength of the opposing group by one, two, or three corresponding to the negative number printed on the card. Concealed cards are used to reduce the To Hit frequency of ordnance attacks (25.34)—not the effect of any hits achieved.

9.2 After resolving all combat for the attack against that group, the played Concealed card is discarded with the just spent RNC's and Fire cards. If he has an additional Concealed card remaining in his hand, the defender still has the option of using it that turn should his opponent conduct another attack against the same or a different defending group.

9.3 The defender may not replace any Concealed card played during his opponent's turn until the end of his own turn (4.5), and therefore must start his turn with a depleted hand.

1st Draw

2nd Draw

3rd Draw

[EX: A group has attacked with a Fire Strength of 7 against the American group illustrated above in Woods terrain. Rather than concede a 5 Fire Strength attack (7 - 2 [Woods] = 5), the American player used his Concealed -2 card to reduce the Fire Strength of the attack to 3. In resolving the attack, only Private Coates was pinned (3 + 0 [RNC] ≥ 3 [Morale Value]). However, had the American player not played his Concealed card the results would have been far different. Nixon would also have been pinned (5 + -1 [RNC] ≥ 4 [Morale Value]), and the previously pinned Sgt Allen would have been removed due to panic (5 + 2 [RNC] ≥ 7 [Panic Value]).]

9.4 One Concealed card can be played prior to the resolution of each infiltration attempt to aid one man in that infiltration attempt (20.3). One Concealed card can also be played by each player to aid one man per CC before the initial CC resolution card draw of that CC.

9.5 A Concealed card cannot be played on a defending Infantry Gun which has moved or fired during the scenario (34.5), a defending AFV (28.61), a man undergoing Minefield or Sniper attack, or a Pillbox.

10. PINNED MEN & RALLY—

10.1 PINNED MEN: When the sum of the final Fire Strength and the RNC is \geq the fired-on man's Morale value, but $<$ his KIA value that Personality card is considered *pinned* and his card is flipped over to reveal a PANIC value and an increased KIA value. While pinned, his only game function is to serve as a target. He may perform no other voluntary action until rallied.

10.11 Pinned men may not use their firepower to add to their group's total firepower.

10.12 A group containing any pinned man may not place a Movement card (even to remove Wire), although it may usually play a Terrain card over an already placed Movement card. However, individual men within a group containing a pinned man may play Movement cards directly into the Discard tray for movement of single Personnel cards in the form of Individual Transfer (17.8), infiltration attempts, or CC entry.

10.13 Pinned men have no Morale value and can only be affected by Fire attacks if the final result is \geq their Panic or KIA values resulting in their removal from play.

10.14 The presence of a pinned man in a defending group increases the chance of successful infiltration of that group by opponents attempting to infiltrate (20.38).



10.2 RALLY: Pinned men regain their normal status only if the owner plays a Rally card on their group (4.23) as his sole action for that group in that player turn. The player may play only one Rally card per group per game turn, and that card is immediately placed in the Discard pile.

10.21 Up to the number of men indicated on the Rally card may be returned to normal status. The player has the choice of which of his Personality cards will remain pinned if his Rally card is insufficient to return all the pinned men in a group to normal. If his played Rally card is sufficient to rally all the men in that

group, they must all be rallied; a player cannot choose to use less Rally capacity than he has played so as to intentionally leave a man pinned.

10.22 Any surplus capacity of a Rally card is lost; it may not be used to rally pinned men of a different group, nor saved for later use. See 28.42 for play of Rally cards as partial credit for reviving a stunned or pinned AFV.

10.23 RALLY ALL: There is one exception to the above rules. The "Rally All" card can be used to rally all pinned men of two adjacent groups at the same range provided either group has a non-pinned SL, ASL, or Commissar (not an AFV or IG commander), or all the pinned men of two non-adjacent groups provided each group has a non-pinned leader. Whenever a Rally All card is used to rally men in more than one group it counts as an action taken by each group. Failing this, the "Rally All" card can be used to rally all the pinned men (including an AFV or IG) of one group regardless of the presence or absence of a leader in that group.

10.3 VOLUNTARY PANIC: A player may choose to remove any of his pinned men (except a Commissar) anytime during his own player turn without counting as an Action taken. Men voluntarily lost in this manner count in determining applicable scenario Victory Conditions and must undergo the Panic/Rout determination procedure (6.53) by drawing a RNC.



10.4 HERO: A Hero card can be played anytime (even during the opponent's turn or immediately upon drawing a Hero card from the Draw pile thus entitling the player to yet another draw) to rally one pinned man without counting as an Action. If played during the opponent's turn, the card cannot be replaced until the end of the owner's player turn (9.3).

10.41 A Hero card cannot be played on an AFV or Infantry Gun except as a partial credit towards rallying a pinned or stunned AFV (EXC: 28.421).

10.42 The Hero card cannot be played on an already pinned man which has just been removed by Panic. It must be played before the attack on the pinned man is actually resolved.

10.43 A Hero card could be played on a man who was pinned while attempting to infiltrate or enter CC (20.21), thus enabling him to try again in the same turn. The Hero card can be used to both rally a man and to simultaneously bestow special heroic powers on him for that turn (10.44-45, 28.81, 33.9).

10.44 Vs AFV OVERRUN: Regardless of whether or not it is used to rally a pinned man, a Hero card played prior to an opponent's Overrun attack resolution will reduce the RNC for that particular Overrun resolution vs

that one man by one. Note that reducing a red RNC requires that you actually increase the number by one to decrease its value; i.e. change a red 3 (-3) to a red 4 (-4).

10.45 FIREPOWER: A Hero card can be used to double the firepower of any one man for one player turn. If the man is already entitled to double firepower, triple it instead. The firepower factor of a machinegunner which is doubled (or tripled) is his bracketed firepower—even if the gun is fully crewed. Mortars, AFV's, and IG's are not eligible. A man with a Light Anti-Tank Weapon may improve his To Hit frequency by one whether fully crewed or not—but only at those ranges which the weapon could normally fire at.

11. CREW SERVED WEAPONS—

11.1 If a Personality card lists two sets of firepower values or To Hit numbers, one of which is in brackets, he is considered to be operating a crew-served weapon which can function either with a one or two man crew. To use the non-bracketed firepower or To Hit numbers, a second unpinned man in the same group must be assigned to the weapon as an assistant. Otherwise, only the bracketed firepower value (or To Hit Numbers) are used.



11.11 The man chosen as the assistant must be so designated by placing the two cards next to each other within their group and placing a "crew" counter so that it overlaps both cards. A SL, ASL,

or Commissar may be designated crewmen and still maintain their special function.

11.12 The player may start the game with an assistant already designated as crew, or he may designate one during his turn as the sole action of that group for that turn (4.25).

11.13 Once a man is designated as crew, he remains crew until he (or the weapon; 18.1) is eliminated, attempts to infiltrate, or is designated as non-crew during his turn as the sole action of that group for that turn.

11.2 A man assigned as an assistant crewman forfeits his own firepower as long as he remains in that capacity, although he does keep possession of his own weapon for possible subsequent use (18.21 does not apply).

11.3 A pinned man cannot be assigned to, nor relieved from, crew duties.

11.4 The assistant crewman cannot fire the weapon alone. A crew-served weapon cannot be fired as long as the principal crewman who possesses the weapon is pinned.


12. MOVING FIRE—

12.1 The Fire Strength of any Fire card played by a currently moving group is halved prior to any other modification (fractions rounded down). EXC: Fire cards used solely in conjunction with ordnance, or a flamethrower in which that flamethrower is providing all the necessary firepower, is not halved.

12.11 Halve the firepower of a moving man with a bolt-action rifle; each fraction is rounded down ($1 \div 2 = 1/2$ which yields 0).

12.12 A medium machine gun, mortar, Light Anti-Tank Weapon, or Infantry Gun may never be fired while moving.

12.13 A moving man with a light machine gun must use the bracketed firepower value even if the weapon is fully crewed. If the weapon is not fully crewed, it may not be fired while moving. Any designated crewman still forfeits his own inherent firepower as long as he remains a designated crewman.



[EX: The group depicted above is at Relative Range 3 and moving. The German player wants to use his "Fire 4" card to attack. In this example, he cannot attack because he lacks the necessary eight firepower factors in his group to use this Fire card and all of those come from Griess's fully crewed LMG, Hessel 1, Wolff 1, and Bernhoff 1 for a total of 7). If, however, the enemy group should close the Relative Range to 4, Hessel's Machine Pistol will be worth 3 firepower factors; thus giving the group nine firepower factors, more than enough to use their "Fire 4" card even though the Fire Strength of the "Fire 4" card will be reduced to 2 due to the moving status of the group.

Now assume the group depicted above is retreating to Relative Range 2. The group now has only three firepower factors to use to play a Fire card and all of those come from Griess's fully crewed LMG. Hessel has no firepower at range 2, and Wolff and Bernhoff likewise have no FP (because each of their 1/2 firepower factors for moving fire at Range 2 is rounded off to 0 before totalling the firepower of the group.)

13. ARTIFICIAL TERRAIN CARDS—

13.1 There are two types of Artificial Terrain cards: Smoke and Wire. These are not Terrain cards. Playing an Artificial Terrain card does not change the terrain that a group occupies; rather, it modifies the terrain last occupied. Therefore, unlike a Terrain card, it need not be placed on a Movement card; it can be played directly on top of a Terrain card. An Artificial Terrain card placed on a group by an opposing player cannot be rejected (7.32).



13.2 SMOKE: A player may play a Smoke card only on one of his groups containing an uninned SL, ASL, or AFV as his sole action for that group during that player turn (4.25). Smoke cannot be placed in Marsh terrain, and cannot be placed during a player turn in which a Breeze RNC/RPC has been drawn.

13.21 A defending group in Smoke receives a -1 modification to the Fire Strength of the group which is attacking it in addition to the terrain effects of the last Terrain card played.

13.22 An attacking group in Smoke receives a -1 modification to the Fire Strength of any attack it

makes.

13.23 Smoke does not prevent a Terrain card from being played on a previously placed Movement card, it merely adds to the defensive value of the last played Terrain card beneath it in that group.

13.24 Smoke cards remain in effect until one of the following events occur, at which point they are immediately placed in the Discard pile.

13.241 A Terrain card is played above any Smoke card(s) on that group, even if subsequently rejected.

13.242 Two Movement cards are played in any mode and remain on top of the Smoke card at the end of that player turn. (A second Movement card placed only momentarily so as to remove a Wire card would not remove Smoke, nor would any Movement card played directly into the Discard tray for movement by individuals within the group.)

13.243 BREEZE: An effective Breeze card instantly removes all Smoke cards currently in play. A Breeze card is effective only if drawn during any RNC/RPC check. A Breeze card is noted by the word "Breeze" on the left side of a Rally card. Any attack being resolved when a Breeze card is drawn is affected by that smoke, but all subsequent attacks are not (including any using the same Fire card(s) in the current attack).

13.25 The effect of Smoke cards is cumulative. Two or more Smoke cards could be added to the defensive value of the last played Terrain card beneath them, or subtracted from the Fire Strength of any group attacking from them.

[EX: In example C, the Smoke card is removed as soon as the second Movement card is played.]


A)	Brush Smoke Movement	B)	Movement Smoke Movement
	-1 -1 +1		+1 -1 +1
	Total Modifier = -1		Total Modifier = +1
C)	Smoke Movement Movement	D)	Brush Smoke Smoke Movement
	-1 +1 +1		-1 -1 -1 +1
	Total Modifier = +2		Total Modifier = -2

13.26 Smoke has no effect in night scenarios and should be treated as a Cover card instead.

13.27 A man attempting to infiltrate from and/or into a Smoke card must make a two column shift to the left on the RPC for each Smoke card when checking for Infiltration.

13.28 An AFV making an Overrun attack against a group in Smoke is subject to adverse effects (29.4).

13.29 See 25.7-.8 for effect of smoke on ordnance and placement of smoke by an AFV.



13.3 WIRE: A Wire card can be placed on an opposing group only in lieu of a discard (see 4.3). A Wire card cannot be played on a group in Marsh or Pillbox terrain. Wire can be placed on Stream terrain only after the group has successfully forded that Stream (see 13.5).

[NOTE: Players may find it difficult to picture Wire being placed on a non-moving group. It may help the credibility of the situation if you look upon the Wire card as an abstracted form of a Fate card representing any development which could discomfit the enemy in his current position. If perceiving the Wire card as random shelling which damages the defender's terrain and causes him to shift slightly within his position thus disturbing his aim enhances your perception of the card, by all means think of it in those terms.]

13.31 Any defending group on a Wire card must add one to the Fire Strength of the group attacking it, in addition to any applicable terrain/movement modifiers.

13.32 Any attacking group on a Wire card must deduct one from its own Fire Strength. Crew-served weapons can fire only with their bracketed values and only if fully crewed and non-moving. Ordnance weapons (25) on a Wire card must deduct one from their To Hit frequency.

13.33 REMOVAL: A Wire card is removed and placed in the Discard Pile as soon as a Movement card is played. However, that Movement card is also removed and does not serve to ford, flank, change Relative Range or group identity, or add to any attacker's Fire Strength against that group.

13.34 Neither Terrain nor Movement cards can be placed on top of a Wire card by either player; the Wire card must first be removed by play of a temporary Movement card. Note that a group on Wire may not play a Movement card to remove the Wire as long as that group contains a pinned man.

13.35 1/2 AFV: If a Wire card is discarded on an AFV (whether moving or not), the AFV must immediately check for Bog (28.53). Regardless of the outcome, the Wire card is removed to the Discard pile and therefore does not affect fire from an AFV.

13.36 CLOSE COMBAT: A man in Wire may not attempt to infiltrate. However, the existence of Wire on a group does not protect it from being infiltrated. An infiltrator who subsequently has Wire placed on his group may still engage in CC.

13.4 As it takes two Movement cards to move out of Marsh, neither Wire nor Smoke can be played over Marsh terrain until the group has first played two Movement cards on the Marsh.

13.5 Open Ground may be placed beneath a Wire or Smoke card and above a Movement card by the moving player so as to eliminate his group's Moving status, yet leave the Wire and/or Smoke in play.

13.6 The effects of Wire and Smoke are cumulative. It would require two Movement cards (played on different turns) to remove two Wire cards from the same group.

A)	Stream Wire	B)	Stream Movement Wire
	Not Allowed		0 +1 +1
C)	Marsh Movement Movement Wire	D)	Brush Movement Wire Wire
	-1 +1 +1 +1		-1 +1 +1 +1
	Total Modifier = +3		Total Modifier = +2

[EX: The Wire placement in Example A is not allowed (13.3). In Example B, the group on Wire should probably play Open Ground beneath the Wire card if it doesn't have a Movement card to cancel the Wire card. In Example D, placing Open Ground beneath the Wire would not change the total Terrain Effect Modifier (which would remain at +2), but it would allow the group to fire without being penalized for Moving Fire.]

14. SNIPERS—



14.1 Unless a Scenario Special Rule designates Sniper cards as being playable only by a particular side in that scenario, any player with a Sniper card may play it provided he does so as a discard. Thus, an American or Russian player may take no other action during a turn in which they make a Sniper attack; a German player may make no other discards during a turn in which he makes a Sniper attack.

14.2 Playing a Sniper card allows the player to attack one opposing card in a group of his choice regardless of the terrain occupied by that group. If the target group is a multi-Personnel card group, the card to be attacked in that group is determined by a RPC draw (see 14.6). A Sniper may attack an AFV (28.431) only if its CE value side is face up.

14.3 RESOLUTION: A Sniper attack is resolved by drawing a RNC and comparing the number to the KIA & PIN values printed on the Sniper card. There is no significance to the color of the RNC drawn, nor are there any

modifications. A "KIA" result removes the defender's Personality card from the game. A "Pinned" result flips his card to the Pinned side. If the defender is already pinned, the Personality Panics and must check for *Rout* (6.531). Any other result is a Miss and has no effect. The Sniper card is placed in the Discard pile after resolution.

14.31 Vs AFV: A Sniper which scores a Pinned result on an AFV forces that AFV to *Button Up* (28.43) (or flip to its Pinned side in the case of an Open Topped AFV). A sniper which scores a KIA result on an AFV not only forces that AFV to button up or flip to its Pinned side, but also places a *Commander Killed* chit on the AFV (28.431).

14.32 Vs IG: A Sniper which scores a Pinned result vs an Infantry Gun flips that card to its Pinned side; if already pinned the card is removed. A KIA result on an Infantry Gun by a Sniper flips the card to its Pinned side, and also places a "Commander Killed" chit on the Infantry Gun. A Sniper cannot attack a Pinned or Buttoned Up AFV.

14.4 SNIPER CHECK: The defending player, as the first and sole action of the group fired on by the Sniper in the immediately following player turn, may attempt to locate and remove the Sniper with a *Sniper Check* provided it has an armed (not secondary weapons), unpinned man in that group. (A CE AFV or unpinned Infantry Gun will also suffice). A Sniper Check is attempted by drawing a RNC, and is successful only if that RNC is both black and > the RNC (ignoring color) drawn by the Sniper when resolving his attack. If the Sniper Check is successful, all Sniper cards henceforth held by the opponent are treated as Cover cards. This is the only way a Sniper can be attacked and does not require the use of a Fire card, but does count as an Action taken by that group. Elimination of a Sniper is never considered in determining Victory Points or Scenario Victory Conditions.

14.41 In DYO scenarios (43), players have the option to purchase a second Sniper which merely allows them to continue playing Sniper cards until they have lost two Sniper checks.

14.5 If, in the course of a multi-card discard, two or more Sniper and/or Minefield attacks are played on the same group resulting in the elimination of the only target in that group, the discarding player may alternate his selection of a target group for any discards yet to be resolved.

14.6 RPC DRAW: A Random Position Card (*hereafter referred to as RPC*) is the drawing of any Action card from the deck to randomly determine which position within a group will receive a particular action. Near the bottom of every Action card is a line of ten blue numbers ranging from "1" on the left to "0r" (10Rout) on the right. Each blue number represents the number of men in a group. If, for example, the target group of a Sniper attack contains six men, the number beneath the blue "6" is consulted to determine the position within the six man group which is the target of the Sniper attack. RPC's are also drawn to resolve Infiltration attempts, CC pairings, Bog, Rout, and other occurrences which are explained elsewhere.

15. COMMAND CONTROL—

15.1 Each player usually starts the game with one *Squad Leader* (indicated on his Personality card by the designation SL after his name), and one *Assistant Squad Leader* (ASL).

15.2 Should a player's SL be pinned at the end of his turn, or have just been removed by a KIA or PANIC result during that game turn, that player may only draw enough cards to restore the number of cards in his hand (4.5) to one less than the number he is usually allotted.

15.3 If the SL is removed, the squad's hand capacity would return to normal for subsequent turns, but rule 15.2 would then apply to the ASL for all future turns. The ASL (or Commissar) is now considered to be the SL. There is no penalty for the ASL being pinned or removed while the SL is still in play.

15.4 Should both the SL and the ASL be removed, the reduced card hand becomes a liability for the duration of the scenario.

15.5 COMMISSAR: Occasionally the Russian player's forces will include a man with a rank of Commissar *instead* of either a SL or ASL. The Commissar is the equal of the SL or ASL (whichever role he fills) in all the respects listed above. In addition, special rules pertain to play with a Commissar.

15.51 The Commissar must start play in the largest group of his side.

15.52 All men in the same group with an unpinned Commissar have their MORALE and PANIC values increased by one.

15.53 EXECUTION: Any group containing *both* an unpinned Commissar and a pinned man at the *end* of the Russian player's turn must draw a RPC to determine if the Commissar executes his pinned comrade for cowardice.

If the RPC drawn indicates a position occupied by a pinned man, that man is eliminated. This process does not constitute an action taken by the group.

15.54 A Commissar can never be voluntarily eliminated (10.3).

15.6 UNBALANCED POSITION: Should a player be reduced to one group, the opposing player at the end of his own turn may draw one additional card beyond that which he would otherwise be entitled to during each turn in which this condition persists.

16. THE ACTION DECK & VICTORY DETERMINATION—

16.1 ACTION DECK: A scenario often lists alterations to the Action deck. Players should remove the specified cards *during the course of play* by setting them aside as they are placed in the Discard pile. Such cards are still used to resolve RNC and RPC draws when first drawn. If drawn by a player for inclusion in his hand, the card is treated as a Covering card until discarded. Such cards must be removed from the Action deck as they are discarded from the player's hand or drawn to resolve RNC/RPC draws. A player may not discard an outlawed card from his hand face down in an attempt to keep it in play. However, such a card could be played face down as an Open Ground card and thereby avoid being removed.

[EX: Scenario A calls for the removal of five of the eight Buildings cards. The first five Buildings cards discarded directly from a player's hand or used as a RNC/RPC are removed from the game. Therefore, a Buildings card could never be placed (or discarded) during Prepare For Play Initial Terrain Placement (3.6). However, the instant the fifth Buildings card is removed from play, the three remaining Buildings cards become valid Terrain cards. In this instance, players may want to hold a Buildings card in their hand in anticipation of its eventual value as a Terrain card.]

16.2 DECK: When the Draw pile is empty, the Discard pile is shuffled and becomes the new Draw pile. This process is referred to as one Deck for Time Limit purposes. Flip or change the Time chit on the Discard tray accordingly.

16.21 If a card in the Draw pile is inadvertently exposed to view to either player, it should be reshuffled back into the Draw pile (or, at the other player's option, the Discard pile). Players are never allowed to actually count the number of cards remaining in the Draw pile.

16.22 The general rule of card players that "a card laid is a card played" holds true here also unless the play of that card is illegal. However, ignorance of the rules of play is not an acceptable excuse for altering the course of play once a different player has begun his turn. Therefore, any inadvertent violation of the rules (such as the incorrect or unapplied application of a modifier) is accepted as a valid play once another player begins his turn.

16.3 TIME LIMITS: Most scenarios have a time limit defined in terms of playing to the bottom of the Draw pile a particular number of times. Whenever the Draw pile has been emptied that number of times, the game ends and victory is determined by the criteria established in the scenario. However, if the Draw pile is emptied in the process of resolving an attack of any kind, the Discard pile is reshuffled so that any remaining portion of the attack in question can be resolved fully. The game then ends at that point. It may not continue further even if players could otherwise play from the cards in their hand without drawing to replenish those hands.

16.31 REAL TIME: To simulate the snap decisions required in combat at this level and to keep the game from being bogged down by a slow, calculating opponent, players are urged to play within the constraints of one minute turns. To facilitate this rule, a chess clock should be set at one minute after each player ends his turn by drawing all necessary cards to fill his hand. His opponent then has a total of one minute in which to declare all his actions and/or discards he will make in his turn. He may resolve one or more actions before declaring the remainder of his turn if he wishes, but once his minute has expired he may not declare any further actions or discards. Resolution of declared actions and discards may take place after time has elapsed. This rule should be implemented only by experienced players and with their mutual consent. For those lacking a chess clock, inexpensive sand timers are available in most Department stores or by mail from Avalon Hill in one, two, and three minute varieties.

16.4 VICTORY POINTS: Should a scenario end due to time limit and the Victory Conditions for that scenario do not include the condition that one player wins by denying the opponent's Victory Conditions, the winner is decided by the side having the most Victory Points. At the end of the scenario, unless specified otherwise, each player multiplies the number of unpinned, non-moving men (or unpinned AFV/Infantry Guns, or mobile AFV's) in each group by the present range chit of its group (regardless of the terrain occupied). The result is the number of Victory Points awarded for aggressive action. Note that occupation of a negative range chit would yield negative Victory Points. Add to this total two Victory Points for every opposing man removed due to KIA or Commander (or Crew) Killed results, six Victory Points for every opposing Infantry Gun, and ten

Victory Points for every opposing AFV eliminated. In addition, each eliminated AFV is worth an additional number of Victory Points equal to its basic anti-armor attack strength. One Victory Point is awarded for each opposing wounded man or Rout removal. Five Victory Points are awarded for each prisoner (32) taken. A card does not have to possess functioning armament to be worth Victory Points or satisfy most victory conditions. As an aid in calculating Victory Points, all removed Personnel cards should be given to the opponent for accounting purposes. KIA's should be stacked face up, and Rout removals should be stacked face down.

16.41 Pinned men, and immobilized, bogged, or pinned AFV's are not eligible for Victory Points for either side.

16.42 VICTORY CONDITION FULFILLMENT: Some scenarios require as part of their Victory Conditions that a certain number of unpinned men must reach a certain range chit or Relative Range position and occupy terrain "which will reduce the Fire Strength of an attack against them". Under most circumstances any terrain other than Open Ground, Minefield, or Stream would suffice to fill this requirement. However, the existence of a Wire card on top of a Terrain card reduces the defensive modification due to terrain which that terrain would normally be entitled to and may serve to void it as fulfillment of the Victory Conditions. On the other hand, entrenchments can be used to improve Open Ground so as to fulfill Victory Conditions.

16.421 Smoke, which is not permanent, cannot be used to fulfill Victory Conditions.

16.422 A unit in the act of movement cannot fulfill Victory Conditions.

16.423 A Gully suffices as "terrain which will reduce the Fire Strength of an attack" even if no enemy group is capable of fire into that Gully.


[EX: In Scenario A, a group of four unpinned men is at range chit 4 in Brush terrain, but do not fulfill the Victory Conditions because they also are penalized by a Wire card which reduces the overall terrain modifier of the Brush card to 0. They must remove the Wire card to satisfy their Victory Conditions. Note that had their Terrain card been a Woods, Buildings, or Gully card they would have fulfilled their Victory Conditions anyway because one Wire card is not enough to reduce the terrain modifiers of those terrain types to 0.]

16.5 BROKEN SQUAD: A scenario always ends whenever a player has lost more than half of his Personality cards due to KIA and/or Rout. Reinforcements are not considered part of the force until they actually enter play.

[EX: If a Russian player has 14 men and an AFV, he loses immediately upon loss of his 8th card. If a player has seven men and an IG, plus five men which will eventually enter as reinforcements (35), he loses immediately upon loss of his 5th Personnel card prior to the entry of the reinforcements. After their arrival he loses only after having lost seven Personnel cards.]

[STOP! You have read all that is necessary to begin play of Scenario A. Before proceeding further, we suggest you play Scenario A which you'll find on Page 36 and become familiar with the rules of play you've learned thus far.]

17. FLANKING FIRE & ENCIRCLEMENT—



17.1 LATERAL FLANKING FIRE: Flanking Fire can originate at any Relative Range from a group whose last placed "Flank" Movement card was played sideways and remains in play at the end of the turn in which it was played (including play in a Marsh, Gully, or successful fording of a Stream). When playing a Flank Movement card in this manner, the player must specify an adjacent opposing enemy group which it is flanking by placing a Flank Fire chit on the opposing group with the arrow of the chit coming from the direction of the group which is flanking it.

17.2 A group can flank only an adjacent enemy group whose ID letter directly precedes or follows its own ID letter in the alphabet. A group cannot laterally flank a group which currently enjoys a Flanking Fire advantage over it (EXC: 17.3), but may flank another group if not already flanked by that group. Flanking Fire is valid only if the group being flanked is also currently opposed by a directly opposite enemy group with the same group ID chit.

[EX: Given the groups illustrated below at left, the following Flanking Fire options are possible. A could flank B. B could flank A. C could flank B. D cannot flank in the current group configuration. If B were to move laterally to become C, then D could flank C as could B. If C were to cease to exist, D could move laterally to become C and could then flank B. A could flank B. B could flank A.]

A	B	C	D
A	B		

17.21 A Flanking group may choose only one opposing group to Flank with its current Flank Movement card, and having made that choice, may not later substitute another opposing group ID chit for that same Flank Movement card. This remains true even if the original group chosen has been subsequently eliminated. Flanking an enemy group in no way detracts from a group's ability to fire at other enemy groups.

17.3 NATURAL FLANKING FIRE: Flanking Fire occurs naturally without use of a Flank Movement card whenever a group moves forward to Relative Range 4 from Relative Range 5 thus placing it behind an adjacent enemy group which also has an opposing group directly in front of it (with the same group ID letter). Note that in this case a group could also be moving into the receiving end of a Flanking Fire situation from the very group it is flanking, if it too has a group directly in front of it. This is the only instance in which two groups may simultaneously flank each other, and in which one group may simultaneously flank two adjacent groups, and may occur only at these Relative Ranges.

[EX: It is Red's turn. If Red Group B moves to range chit 2 it will flank Black Group A, but will also be subject to flanking fire from both A and C. If it were Black's turn, he could move his Group A and/or C to range chit 5 to flank Red Group B, and only Black Group A would be subject to Flanking Fire (from B).]

A [4]	B [3]	C [4]
A [0]	B [1]	

17.4 A group entitled to Flanking Fire doubles its firepower (EXC: flamethrowers) for all subsequent fire against the flanked defending group until one of the following actions occurs.

17.41 Flanking Fire is lost whenever another Movement card or a Wire card (not a Terrain card) is played on top of the flanking group.

17.42 Flanking Fire is lost whenever a Terrain card is played on the flanked group—even if subsequently rejected.

17.43 Flanking Fire is lost whenever the defending group plays a Movement card (even to remove Wire or unsuccessfully ford a Stream). Movement cards played by individuals within the flanked group directly into the Discard pile have no effect on Flanking Fire.

17.44 Flanking Fire is lost if either group is eliminated, or the group directly opposite the flanked group is eliminated or changes its group ID.

17.5 When Flanking Fire is lost, remove the Flank Fire chit. The Flank card itself need not be removed if still in place, although it cannot be used again for Flanking Fire until redrawn from the Draw Pile and replayed.



17.6 ENCIRCLEMENT: A group which is behind an adjacent enemy group (i.e. has reached Relative Range 5 with an adjacent group and then advanced past that group to Relative Range 4 again may encircle it in a subsequent turn by playing a sideways Movement card (even if currently being flanked by that group) while still at Relative Range 4, and placing an Encircled chit on the opponent's group. Note that the group does not change identity, or any Relative Range by placement of this sideways Movement card—it merely is entitled to place an Encircled chit on the enemy group. No group can take part in the Encirclement or flanking of more than one opposing group at a time. To be eligible for Encirclement, the adjacent enemy group must have an opposing group directly in front of it. These two encircling groups do not have to be capable of fire; they merely have to exist. An AFV is not subject to Encirclement.

17.61 The effects of Encirclement are threefold:

17.611 An encircled group may not make a Lateral Group Transfer, or send or receive an Individual Transfer.

17.612 All fire against an encircled group is entitled to the Flanking Fire bonus regardless of the source of that fire. A group already entitled to a Flanking Fire bonus against the encircled group receives no additional bonus. Furthermore, the Flanking Fire bonus is not lost until the encirclement is broken.

17.613 The Panic values of all pinned Personality cards in an encircled group are reduced by one as long as they remain encircled.

17.62 An encircled group remains encircled until either opposing group which comprises the encirclement is eliminated, or infiltrated by the encircled group, or changes its group ID chit (17.7), or is at Relative Range 1 or less from the encircled group, or both encircling groups find themselves "in front of" the encircled group.

17.63 An encircling group is always at Relative Range 4 or less when it first encircles an opposing group. It may then "retreat" towards the encircled group in a subsequent turn to reach Relative Range 5 and still maintain its encircling status.

17.7 LATERAL GROUP TRANSFER: A group capable of movement can change its group identity and thereby its position directly opposite an opposing group by announcing a Lateral Group Transfer and playing a Movement card in the sideways mode (including a Ford or Flank card thereby possibly fulfilling double purposes). In doing so, it attempts to assume the identity of an adjacent, previously non-existent group. Such a group ID transfer can occur only if there is no other friendly group in that position at the start of the turn. The Group identity change does not occur until a Terrain card is played on the sideways Movement card (and accepted). However, adjacent groups which are both capable of movement

may each play a sideways Movement card simultaneously so as to exchange positions on the table and group ID's. However, they cannot move into each other's previous Terrain card—even if at the same range chit. Note that a group on a Stream is not capable of unhindered movement, and therefore may be incapable of a simultaneous Lateral Group Transfer. Should either group be subsequently incapable of movement (due to rejected terrain placement or a failed ford attempt), neither group receives its new ID chit and change of position unless its Lateral Group Transfer did not depend on the success of the other group vacating the area it is moving to. A group in Marsh may change identity by playing only one Movement card, but still requires two Movement cards to exit that Marsh. Group ID transfers are limited to A through D (except when reinforcements enter play as Group E or Z; 35.1). A group which is infiltrating an enemy group may not make a Lateral Group Transfer.

A [3] B [2]
A [1] B [2] C [4]

[EX: Red Group C has just gotten behind Black Group B by moving to range chit 4 to qualify for Flanking Fire (Relative Range 4; $2 + 4 = 6$; $10 - 6 = 4$), and may encircle Black Group B on a subsequent turn by playing a Movement card sideways. Black Group B may avoid that unpleasant possibility by retreating to range chit 1 (Relative Range 5 with Red Group C). Assuming Red Group C does not advance again in the interim, Black Group B could then act to block Red Group C from a future encirclement attempt by playing a Movement card sideways and becoming Black Group C.]



17.8 INDIVIDUAL TRANSFER: An unpinned man in a group which is neither encircled, nor on Wire/Minefield, may transfer from one group to an adjacent friendly group with the same range chit by placing a Movement card in the

discard tray for each man he wishes to transfer as the sole action of the sending group for that turn. The transfer cannot be an infiltrator. To transfer, either the receiving or sending group must contain an unpinned leader. The man being transferred is moved between the sending and receiving group, and is marked with a Transfer chit. Both groups must have started their turn at the same range chit and may not move from that range chit until a turn after the Transfer chit is removed. The transferred man is subject to a +2 modifier to the Fire Strength of all attacks against both groups as long as he bears the Transfer chit. Removal of a Transfer chit(s) places the Personnel card(s) in the Group receiving it, but counts as the sole action allowed by that group in that turn, and cannot occur in the same turn in which the transfer was initiated.

17.81 If the transferring man starts in an unforded Stream, his transfer is conditional on his successful fording of that Stream. If the transferred man starts in Marsh, he cannot transfer unless his group already has a Movement card in play (in which case he need play only one).

17.82 Individual transfers can be used to reduce a group to less than two men or even remove it altogether, but may not be used to increase a group to 11 or more Personnel cards.

17.83 In addition to the +2 modifier for his Transfer chit, an individual transfer receives the terrain effects modifiers of the group being attacked (EXC: a transfer is moving and therefore not eligible for Entrenchment modifiers).

17.84 A man who is pinned during transfer loses his Transfer chit and is returned to his original group.

17.9 GROUP CREATION: Once play begins, a new group can be created only by the arrival of reinforcements (35) or splitting an existing group by individual transfer.

17.91 Individual transfer can be used to create a new group only if one of the positions next to the creating group (A through D) is not already occupied by a friendly group. To create a new group in that position, the creating group must qualify for Individual Transfer and simultaneously attempt to transfer at least two men to the new group.

17.92 The Group Creation is completed when the new group plays a Terrain card. If any transferring man is pinned prior to the play of a Terrain card on its group—the transfer fails and the entire group is returned to the creating group. Otherwise, all rules for Individual Transfer apply.

18. WEAPON ACQUISITION—

18.1 WEAPON LOSS: The weapon of a man eliminated by a KIA result (including non-survivable Panic) need not necessarily leave the game with him. If the man was occupying or moving in Marsh or Stream terrain, his weapon is assumed to have been lost and is removed with the man's card. Otherwise, his weapon remains in play in the form of a weapon chit next to the Group's ID chit. Exc: An infiltrator who is eliminated leaves his weapon in the infiltrated group. A man removed from play due to Rout (6.531) takes his weapon out of the game with him unless he is the principal operator of a crew-served weapon.



18.2 A weapon counter may be acquired by any unpinned infantryman in the same group, provided he does so as the sole action of that group for that turn (4.25). To successfully acquire the weapon he must draw a black RNC. The weapon chit is then placed on his card and replaces all weapon characteristics printed on his card. However, if he draws a red RNC, there is no result even though that group is considered to have expended an Action in the attempt.

18.21 WEAPON EXCHANGE: A man may not keep possession of, nor fire, more than one weapon. In acquiring a weapon, he automatically exchanges his previous weapon (EXC: 20.74, SW;21.1) for the weapon chit just gained by leaving a proper weapon chit in its place. Primary weapons of pinned and unwounded men cannot be voluntarily exchanged. However, a secondary weapon of an unpinned or wounded man may be given to another unpinned man in the same group automatically as the sole action of that group for that turn.

18.22 ASSISTANT CREWMEN: A crew-served weapon cannot be acquired by any man other than the assistant crewman unless the assistant is pinned. An assistant crewman's acquisition attempt of the weapon he was crewing is automatically successful, although that acquisition still counts as an Action taken by that group. Once the assistant crewman acquires sole possession of the crew-served weapon, he must abandon his own weapon and ceases to be the assistant crewman.

18.3 The weapon of a pinned man cannot be acquired as long as he remains in the game.

18.4 An unacquired weapon counter (not placed on a man's card) is removed from play permanently if the group it belongs to has a Terrain or Movement card played on it (even if subsequently rejected and discarded). Play of a Movement card directly into the Discard pile by a single man of that group does not remove the unacquired weapons of that group from play.

19. MALFUNCTION—

19.1 A weapon may possibly jam or run out of ammunition if its group fires and, in the process of resolving that fire against any target in the defending group, a red 6 RNC is drawn.

19.11 If the firing group contains only one firing weapon with usable firepower factors, and a red 6 RNC is drawn to resolve its attack that weapon automatically malfunctions, and any remaining defenders which have not yet had the attack against them resolved need not do so.

19.12 ORDNANCE: An ordnance weapon (25.5) malfunctions automatically if, in resolving its To Hit possibility, a red 5 or red 6 RNC (EXC: ATR) is drawn. A red 5 or red 6 RNC drawn during the resolution of an already attained hit does not create a malfunction.

19.13 If the firing group contains more than one weapon with usable firepower factors, a RPC is immediately drawn to determine which weapon in the group actually malfunctions. All weapons in an attacking group (even those with a firepower of 0) are considered to be firing when the group attacks (EXC: flamethrowers, secondary weapons, ordnance, non-firing infiltrators, and the weapons of designated assistant crewmen). If the RPC indicates a non-firing weapon has malfunctioned, there is no effect. If the RPC indicates a position occupied by a pinned man, there is no effect to the attack, but the pinned man's weapon does malfunction. If the RPC indicates a position occupied by a designated assistant crewman of a firing MG or a man whose weapon has no firepower at its current range, the malfunction is considered only momentary, and fire against any remaining defenders in the defending group yet to be attacked is resolved with one less Fire Strength, but no weapon malfunctions. If the RPC indicates a position occupied by a firing weapon, that weapon malfunctions and combat vs any remaining defenders not yet fired upon is resolved with one less Fire Strength for every two Firepower factors (or fraction thereof) previously contributed by the malfunctioned weapon. This reduction to the Fire Strength is made after any halving effects for Moving or Night Fire, and is made even if the firing group did not require that weapon's firepower in order to play the Fire card(s) used in the attack.

19.14 Although pinned men and those with already malfunctioned weapons are not considered to be firing, their weapons are always subject to malfunction (including flamethrower, ordnance, and the principal weapon of a designated crewman). A player cannot specify men as not firing solely to avoid the possibility of their weapons malfunctioning.

19.15 CREWED WEAPONS: Any weapon using a bracketed firepower or To Hit Frequency rating is also subject to malfunction on a red RNC one less than that which would otherwise result in a malfunction.

[EX: A MG being fired without a designated crewman would malfunction automatically when any red 5 RNC is drawn to resolve an attack in which it takes part. Should two such weapons participate in the same attack, resolve the matter of which malfunctions with a RNC draw. Should a red 6 be drawn, the question of which weapon may malfunction is resolved normally.]

MALFUNCTION

Repair: 1-6
Remove: 4-6
MOR/PAN: -1

19.2 A malfunctioned weapon is symbolized by placing a "malfunction" chit on the Personality card (or if he already has a weapon chit, flipping it over to its Malfunction side). An already malfunctioning weapon which malfunctions again is removed from play. A malfunctioned weapon has no firepower and therefore cannot be used in qualifying its group to use a specific Fire Strength card.

19.3 REPAIR: An unpinned man may attempt to repair his malfunctioned weapon provided he does so as the sole action of that group for that player turn (4.25) and he is not currently occupying a Stream or Marsh, or in the act of movement. A RNC is drawn to resolve a repair attempt. The malfunction chit contains a listing of the RNC's that will result in repair or elimination of the weapon. If the RNC drawn does not match any of the numbers listed under either the Repair or Elimination categories, there is no effect and the weapon remains in the malfunction state subject to another repair attempt in a subsequent turn. The weapon may continue to be carried until removed by another malfunction result or a Removal result occurs during a Repair attempt. An AFV may attempt repairs regardless of terrain or movement status.

UNARMED

MORALE/PANIC
except -1 CC

19.4 UNARMED: An unarmed man, or a man with a malfunctioned weapon, has his Morale and Panic values reduced by one as long as the condition persists (except in CC; 20.6). He may assist in crewing a weapon, but his defense values remain reduced until he actually acquires possession of his own weapon.

19.5 All weapons which malfunction only on their To Hit RNC or the first result RNC drawn are identified by a red, lower case "x" on their Personality card and prior to the red numbers which result in a malfunction for that weapon. Weapons that can possibly malfunction during every Fire Strength resolution are signified by a red capital "X" before that weapon's malfunction number(s).

[The American group depicted above is firing at the initial German group at Relative Range 2 with six firepower factors allowing it to play the 3 Fire Strength Fire card yielding a final attack strength of 2 after deducting one for the defender's terrain. The first RNC drawn is a black 1 which has no effect on Bernhoff. The next RNC drawn is a red 6. Posner is unaffected, but a possible weapon breakdown has occurred. A RPC is drawn bearing a "3" for a four-man group, and thereby indicating that PVT Myer's rifle has malfunctioned. The Fire Strength of the American attack is reduced by one (19.13) to 1 for resolution vs PFC Griess. Nevertheless, the next RNC drawn is a black 5 which pins Griess. Griess's card is turned over, and a "Malfunction" U.S. rifle counter is placed on Myers.

In the German player turn, his group can only muster one firepower factor (from Bernhoff) since Posner can fire neither his own rifle (11.2) due to being an assistant crewman of the LMG nor assist the pinned Griess (11.4). With neither a Fire card requiring only one firepower factor, nor a Rally card, the German player opts to have Posner abandon his crew status (11.13) so that he will be eligible to use his rifle next turn.

In his next turn, the American player decides to attempt to repair Myers' rifle. A red "6" RNC is drawn which permanently disables the weapon. Place an "Unarmed" chit on Myer's card. If subsequently fired on, Myers will defend with a Morale of 4 until he acquires another weapon.]

20. INFILTRATION & CLOSE COMBAT—

20.1 When an infantry group starts its player turn at Relative Range 5 to any directly opposite or adjacent group, the possibility of entering into hand-to-hand combat exists. Close Combat (hereafter referred to as CC) is entered into and resolved differently from Fire attacks. The opposing group must be infiltrated before any CC attacks can be attempted.

INFILTRATOR

INF:
2xFP
+2 Right
Keep: +3

20.2 INFILTRATION: Unpinned men which start their player turn at Relative Range 5 to an enemy group(s) may attempt to individually infiltrate one or more of those groups with or without playing a Movement card, but how many men and how they will attempt to infiltrate must be designated before the first attempt is resolved. Any number of unpinned men in the group may attempt to infiltrate, but only as the sole action of that group for that turn.

20.21 MORALE CHECK: In order to succeed in his attempt to infiltrate without playing a Movement card, each man must pass a Morale Check by drawing a RNC < his current MORALE value (ignoring color). If he draws a RNC which is > his current Morale value he is pinned without infiltrating, and the group is still considered to have expended its one allowed action for that turn, although other pre-designated men in that group may still attempt to individually infiltrate during that turn.

20.22 An unpinned man may attempt to infiltrate without having to pass a Morale Check by playing a Movement card directly into the Discard pile (does not count as a Discard). The Movement card does not alter the range of the group, transform moving status onto that individual, nor have any other effect on the remainder of the group, and can be played even though other members of the same group may be pinned. The player may play as many Movement cards as he has unpinned men with which to attempt infiltration.

20.23 A crewman may abandon his crew status (11.13) and attempt to infiltrate as part of the same action. Likewise, a man whose weapon is a flamethrower or a Secondary Weapon may wish to abandon it as a hindrance when he attempts to infiltrate. Any man whose listed weapon is a MMG or mortar and wishes to attempt to infiltrate must abandon that weapon as part of the same action. In all three cases, the weapon/crew status is not automatically regained upon failure to infiltrate or their return from infiltration; it must be reacquired as a separate action.

20.24 A man in a group currently occupying a Minefield, or terrain containing a Wire card may not attempt to infiltrate. A man in a group currently occupying an unforded stream may attempt to infiltrate only with the aid of a Movement card. Unless the Movement card is a Ford card, that man would have to draw a RNC to determine if the Ford attempt was successful. Only if he succeeds in fording the Stream, may he then check for infiltration using that same RNC as the infiltration attempt RPC. Similarly, a group in Marsh terrain may not attempt to infiltrate until the Marsh card has been covered by placement of two Movement cards.

20.25 A man may not attempt to infiltrate against a group on a Minefield card, but may attempt infiltration against men in Stream, Marsh, or Wire-covered terrain.

20.3 INFILTRATION RESOLUTION: When checking for infiltration, the attacker draws a RPC and uses the column equaling the number of Personnel cards in the defending group as his starting point, but may have to shift right or left one or more columns due to a wide assortment of circumstances. Having determined the proper column to check for infiltration status, the attacker then determines whether he has drawn a red or black random position number. If the number is red, the attacking man has infiltrated the enemy position. Place an Infiltrator's chit on the attacking man's card. If the number is black the man was unable to infiltrate the enemy position. However, he suffers no penalty for the failed attempt and may attempt to infiltrate again in a future turn. The player attempting to infiltrate may play a Concealed card for each man attempting infiltration. The Concealed card provides a leftward shift equal to its negative modifier to the infiltration attempt of the man it was played for.

20.31 NIGHT: If the attacker is attempting to infiltrate during a Night scenario (38.6), a shift of three columns to the left on the RPC is made to determine infiltration status (EXC: 38.6).

20.32 SMOKE: If the attacker is attempting to infiltrate and either his and/or the defender's group is in smoke, a shift of two columns to the left on the RPC (for every smoke card in effect) is made to determine infiltration status.

20.33 BRUSH: If the attacker is attempting to infiltrate from Brush terrain, a shift of two columns to the left on the RPC is made to determine infiltration status.

20.34 WOODS: If the attacker is attempting to infiltrate from Woods terrain, a shift of one column to the left on the RPC is made to determine infiltration status.

20.35 HILL: If the attacker is attempting to infiltrate from a Hill, there is a one column shift to the right to determine infiltration status.

20.36 PILLBOX: If the attacker is attempting to infiltrate against a Pillbox, there is a one column shift to the right to determine infiltration status.

20.742 If two men eliminate each other in CC their weapons remain in the infiltrated group for possible acquisition—including acquisition by any infiltrator of the group.

20.8 TERRAIN CAPTURE: Whenever the last man in a group is eliminated while his group is infiltrated, the Terrain card his group occupied (including entrenchments) is subject to capture by any group currently infiltrating that group regardless of the movement status of either group. The captor has the choice of replacing his own Terrain card with that of the eliminated defender's, or simply removing the eliminated group's cards to the Discard pile. Note that if two different groups can claim capture of the defender's Terrain card, it cannot be given to both groups, but that player can choose which of his groups to give it to. He could also transfer any man currently infiltrating that group during that turn into the group which receives the captured Terrain card. Any Movement cards in play on either the captor or the eliminated group are removed when the Terrain card is placed on its new group.



20.9 BERSERK: Any pinned Russian infantryman at Relative Range 5 to an enemy group who Panics is not automatically removed from play. If the Random Position Number under the "0r" column of the RNC which caused him

to panic is \leq his Panic value the man is not killed (6.53), but is considered berserk. Place a berserk counter on his Personnel card which remains Pinned side up. If an already berserk man panics again due to subsequent fire he is considered KIA. A berserk man is not subject to execution by a Commissar (15.53).

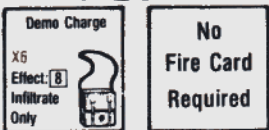
20.91 A berserk man automatically enters CC without infiltration at the very start of his turn against any group at Relative Range 5 even if his group would be otherwise barred from entering CC. He does not take a Morale Check or attempt to infiltrate. After drawing a RPC to determine the defender(s) in a multi-man group, he attacks with his Pinned CCV. If victorious he is automatically rallied and no longer berserk. The charge of a berserk man into CC does not count as an action taken by his group. A berserk man who is the principal operator of a crewed weapon leaves that weapon behind and enters CC unarmed. If victorious in CC he remains unarmed until he reacquires his weapon normally by drawing a black RNC (using an Action in the attempt). Infantry Gun crews are not eligible for Berserk status.

20.92 In the rare instance in which a berserk man may not enter CC because the only opposing group at Relative Range 5 has moved away in the interim, he is rallied and no longer berserk.

21. DEMOLITION CHARGES—

21.1 SECONDARY WEAPONS: There are four types of secondary weapons: *Demolition Charges (21.2)*, *Panzerfausts (30.3)*, *radios (40)*, and *Anti-Tank Magnetic Mines (31)*. Secondary weapons are represented by chits. Only unarmed men or those armed with a rifle, assault rifle, carbine, BAR, or machine pistol may carry a secondary weapon. No man may carry more than one secondary weapon.

21.11 SQUAD CAPACITY: The possession of Anti-Tank type secondary weapons is limited by scenario definition. In DYO scenarios, these are limited to a maximum of one/squad for the U.S., two per squad for the German, and three per squad for the Russian. No squad, regardless of nationality, may have more than one Demolition Charge per squad. Squads are defined as 10 or less men for the Germans, 12 or less for the U.S., and 15 or less for the Russians. Infantry Guns and AFV's are not counted in squad totals.



21.2 DEMOLITION CHARGE: A man armed with a Demolition Charge may attack with that weapon only once and only on the turn he has infiltrated the enemy position. If he wishes to infiltrate without placing his Demolition Charge,

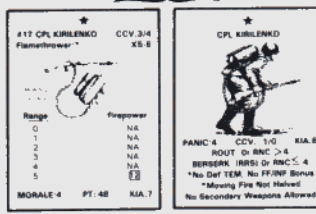
he must so state before attempting infiltration in which case he will be unable to use the Demolition Charge until he once again infiltrates an enemy position.

21.3 DETONATION: A Demolition Charge attacks the infiltrated group with a Fire Strength of 8 (prior to any modification for concealment and/or defender's terrain) and does not require the play of a Fire card. No Terrain Effects Modifiers for the attacker's terrain apply. A Demolition Charge attack must be the only attack made by its group against the target group during that turn. Any friendly men other than the man carrying the Demolition Charge currently infiltrating the target group are also attacked by the Demolition Charge, although they use their own group's terrain and therefore their terrain effects modifiers may vary.

21.4 MALFUNCTION: A Demolition Charge malfunctions only if a red 6 RNC is drawn as the first RNC used to resolve combat in an attack in which the Demolition Charge is used. A Demolition Charge which malfunctions is worthless. It may not be repaired.

[STOP! You have read all that is necessary to play Scenario B. Before proceeding further, we suggest you play Scenario B until you feel comfortable with the game rules presented thus far.]

22. FLAMETHROWERS—



22.1 The Fire Strength of any attack which includes a firing flamethrower is not subject to negative modification for the defender's terrain, but is subject to modification for the attacker's terrain. Concealed cards, Smoke, and Wire can be used to reduce the Fire Strength of most flamethrower attacks. Moving status

(12.1) halves the strength of a flamethrower attack only if the flamethrower is not providing all the necessary firepower for use of the Fire card used in that attack.

22.2 A flamethrower does not have to participate in any attack by its group (19.14) if the owner states in advance that he will not use it, although a flamethrower carried by a pinned man is always subject to malfunction.

22.3 MALFUNCTION: A flamethrower malfunctions automatically if a red 5 or red 6 RNC is drawn while resolving combat against any defender in an attack in which the flamethrower is used. No RPC need be drawn to determine which participating weapon in the attacking group malfunctions (19.13); if a flamethrower is participating it automatically becomes the malfunctioning weapon. A flamethrower malfunctions only if it is being used in an attack, or if its position is drawn on a Malfunction RPC while the operator is pinned. Even if the flamethrower malfunctions, the remainder of the attack for any other participating weapons may be carried out, and without any negative modifiers to the Fire Strength for the defender's terrain.

22.4 The KIA defense value of any man who acquires a flamethrower not listed on his card is reduced by one as long as he keeps that flamethrower. Similarly, a man whose card lists a flamethrower as his principal weapon has his KIA value increased by one if he discards the weapon.

22.5 Vs AFV: A flamethrower can be used against the armored defense value of an AFV, but the Fire card(s) employed in the attack cannot require more firepower factors than that provided by the flamethrower alone, regardless of the number of firepower factors supplied by other weapons participating in the same attack (unless those other weapons also have anti-armor capability; see 28.7).

22.6 A flamethrower does not have its firepower doubled due to infiltration or Flanking Fire.

23. PILLBOX—



23.1 Whenever the Pillbox card is used in a scenario, a Scenario Special Rule states the player who is to receive it. It is removed from the Action deck and given to him prior to setup.

23.2 The player receives the Pillbox card in addition to his normal allotment of cards and must place it first on his Group B prior to Preparation for Play Terrain Placement (3.6).

23.3 The maximum number of men in a group with a Pillbox card is three. No mortar, secondary weapon, bazooka, panzerschreck, I.G., or AFV may occupy a

Pillbox card.

23.4 The defending group occupying a Pillbox receives a -4 modification to the Fire Strength of the group attacking it, but may never use a Concealed card. Ordnance must use its non-boxed Effect Number rather than its boxed (anti-armor) Effect number when attacking a Pillbox.

23.5 The defending group in a Pillbox is not subject to CC attacks, nor can they attempt to infiltrate from a Pillbox. However, opponents may attempt to infiltrate a group in a Pillbox so as to double their firepower or make a Demolition Charge attack.

23.6 A Pillbox cannot be attacked by Overrun (29), nor does the +1 modification for Elevated Fire apply to attacks made against a group defending in a Pillbox.

23.7 The occupants of a Pillbox cannot fire at (or be fired on by) a group behind it (i.e. occupying range chit 6). However, once behind a Pillbox, an adjacent group could "retreat" back to range chit 5 and still be considered

“behind” the Pillbox. An adjacent group behind a Pillbox at range chit 5 attacks the Pillbox with Flanking Fire. The occupants of the Pillbox can attack an adjacent group behind them at range chit 5 only after halving the Fire Strength (fractions rounded down) of any Fire card(s) they play.

23.8 Normal Flanking Fire is ineffective against a Pillbox.

24. MINEFIELD—



24.1 Minefield cards are a specialized form of Terrain card used in only a few scenarios. In most games they are treated as Cover cards for one or both nationalities (2.22).

24.2 A Minefield is a specialized form of Open Ground terrain with no modifiers to either offense or defense.

24.3 A Minefield card can be placed on an opposing group in lieu of a discard (4.3). In order to place a Minefield card on an opposing group, that group must be currently eligible to receive a Terrain card (i.e. it must have a Movement card in place,

uncovered by another Terrain or Wire card, or two Movement cards in the case of movement out of a Marsh. Unlike most other Terrain cards, a Minefield card cannot be rejected by the recipient.

24.31 When a Minefield card is placed, it results in an immediate attack on one of the positions in that group. A RPC is drawn to determine the position within the group which is attacked, and then a RNC is drawn and added (color has no effect) to the attack strength of the Minefield card to determine the effect on that defender.

24.32 Wire is the only card which may modify a Minefield attack.

24.33 *Vs AFV's*: Minefields have a boxed Fire strength of 1 when attacking an AFV, but may attack only the Flank Armor defense value of the AFV. If the combination of the Fire Strength and RNC draw (treating a red RNC as a negative number) \geq the Flank Armor defense value, the armored target is immobilized (28.44).

24.4 *EXIT*: All Movement cards placed on top of a Minefield card must be played in a sideways mode (with no Flanking Fire advantages) so as not to change the range chit of that group. If a player places a Terrain card on top of a Minefield card which has been played against *his own* group which is covered by only one Movement card, he leaves the minefield but the Minefield immediately attacks again. However, this time *every* position in the group undergoes a separate attack with a separate RNC although the colors of the RNC's are observed as negative or positive modifiers to the attack strength. However, if the *opponent* places a Terrain card on the group, the group escapes the current Minefield card without further attack. If a player places two sideways Movement cards (one per turn) on top of a Minefield card, he leaves the minefield and may then play a Terrain or Movement card on his group in a subsequent turn without being attacked by the Minefield. Whenever a Movement card is played on a Minefield for any reason (including removal of Wire), a RNC must be drawn. If that RNC is red and $>$ the number specified on the second line of the Minefield card's notes, another man in the group must undergo Minefield attack as per 24.31.

24.5 *REMOVAL*: If the group in the Minefield contains any unpinned man, he may attempt to clear a path through the Minefield *without playing a Movement card* and thereby remove the Minefield card by drawing a black RNC \geq the Fire Strength of the Minefield. The attempt to remove the Minefield card counts as that group's only allowed action for the turn. If successful, the Minefield card is flipped over to represent Open Ground. However, if a red 5 or red 6 RNC is drawn, that man must undergo Minefield attack as per 24.31.

24.6 Minefield cards are never returned to the Action deck once played on an opposing group. They are removed from the game instead.

24.7 *CLOSE COMBAT*: A man in a Minefield cannot attempt to infiltrate, or be attacked in CC. If a man goes berserk in a Minefield he is eliminated.

[STOP! You have read all that is necessary to play Scenario C. Before proceeding further, we suggest you play Scenario C until you feel comfortable with the rules presented thus far.]

25. ORDNANCE—

25.1 Any Personality card containing a To Hit column instead of, or in addition to, a firepower column is an ordnance weapon. Ordnance weapons require a hit to be scored against a target before resolving the actual Fire Strength of the attack. The different types of ordnance in the game include: mortars, Infantry Guns (IG), AFV's, and a variety of light anti-tank weapons (Panzerfausts, Panzerschrecks, Anti-Tank Rifles, & Bazookas).

25.2 A group may not make an ordnance attack in addition to a normal firepower attack; nor may two or more ordnance weapons combine to make a single attack. Therefore, an AFV which would otherwise be capable of both a normal firepower attack and an ordnance attack may use only one type of attack per turn. However, two different pieces of ordnance in the same group could each fire in the same turn at the same target as one Action, but each would require play of its own Fire card and would resolve its own To Hit attempt (and the effect of any hit obtained) separately.

25.3 *TO HIT*: Ordnance attacks are resolved in two steps. Before affecting the defending group, the firing ordnance must obtain a hit on the target. To obtain a hit, the firing player must play a Fire card of any value. This entitles the firer to draw a RNC. If the RNC drawn is one of the numbers listed for that ordnance at its current Relative Range from the target group, a hit has been obtained and is resolved as per 25.4. The color of the RNC is immaterial except as specified by 25.31-33. If a hit is not obtained, play ends for that group for that player turn.

25.31 If the defending group is moving, or *Hull Down* (28.9), any red RNC is considered a Miss.

25.32 If the firing ordnance is moving, any red RNC is considered a Miss. Note that only certain AFV types may fire ordnance while moving.

25.33 If *both* the target and the firing ordnance are moving, or if the target is *Hull Down* and the firer is moving, any red RNC is considered a miss and the To Hit frequency of the firing ordnance is reduced by one.

25.34 If an infantry defender has a Concealed card, he may play it prior to the resolution of the To Hit process to reduce the To Hit frequency of the firing ordnance for that attack by the amount listed on the Concealed card (see 25.6).

25.35 Except as used to define *Hull Down* or to prevent fire into/out of a Gully, Terrain cards do not affect the To Hit process.

25.4 *HIT STRENGTH*: Once a hit has been obtained, the strength of that hit is determined by adding the To Hit Random Number on the RNC just drawn to the *Effect Number* listed on the ordnance card. (*EXC*: IG/AFV ordnance firing at an AFV target does not add the To Hit Random Number just drawn; instead it adds a number equal to the Relative Range between the firer and the target.) The color of the RNC has no effect; all numbers are added. Having now determined the total strength of the attack (after any modification for terrain and/or movement), it is resolved separately for each target in the defending group by drawing a new RNC and adding any black number or subtracting any red number drawn as per a normal fire attack (6.5).

25.41 The movement status of the defender alters the Fire Strength of a hit against non-AFV targets only.

25.42 Most ordnance weapons have two ordnance Effect Numbers; the boxed value is used against the armored defense values of an AFV; the unboxed value is used against all other targets.

25.43 The Random Number on the To Hit RNC is never added to the Effect Number of a hit if a black 0 RNC would not also have resulted in that hit.

25.5 *MALFUNCTION*: Ordnance weapons malfunction (19.12) only if they draw a red 5 (*EXC*: *ATR*) or red 6 RNC when attempting To Hit—not during the resolution of a hit. Some ordnance weapons which are more prone to a malfunction do so when drawing a red 4, red 5, or red 6 when attempting to hit. These malfunction numbers are listed in red after a red “x” on their respective Personnel cards.

JED PVT WOLFF		CCV: 9-4
Both-Action Rifle: NA		
Firepower		
0	0	0
1	1	1
2	2	2
3	3	3
4	4	4
5	5	5
MORALE: 4 PT: 17 KIA: 3		

PS PVT SCHULTZ		CCV: 7-2
Both-Action Rifle: NA		
Firepower		
0	0	0
1	1	1
2	2	2
3	3	3
4	4	4
5	5	5
MORALE: 2 PT: 19 KIA: 3		

BRUSH		1
Both-Action Rifle: NA		
Firepower		
0	0	0
1	1	1
2	2	2
3	3	3
4	4	4
5	5	5
MORALE: 4 PT: 17 KIA: 3		

MOVEMENT		4
Both-Action Rifle: NA		
Firepower		
0	0	0
1	1	1
2	2	2
3	3	3
4	4	4
5	5	5
MORALE: 4 PT: 17 KIA: 3		

JED PFC TOWLE		CCV: 4-4
Both-Action Rifle: NA		
Firepower		
0	NA	NA
1	NA	NA
2	NA	NA
3	0-1(1)	0-1(1)
4	0-2(0)	0-2(0)
5	0-3(0-1)	0-3(0-1)
No Moving Fire		
MORALE: 4 PT: 14 KIA: 3		


[EX: PFC Towle is at Relative Range 4 to the moving target group and because he lacks a crewman to load his bazooka (30.2) he must use the bracketed TO HIT numbers to gain a hit. The first RNC drawn is a black 0 resulting in a hit. Note that had it been a red 0, the shot would have missed because the target group is moving. The Fire strength of the hit is 2 (Effect Number [2] + To Hit Number drawn [0] = 2), which, despite modifications remains a 2 (2 [Fire Strength] - 1 [Brush] + 1 [Movement] = 2). The second RNC drawn is a black 6 which kills Wolff (2 + 6 \geq 8). The third RNC drawn is a red 1 which leaves Schultz unaffected (2 - 1 = 1 < 2).]

25.6 TO HIT FREQUENCY: A To Hit frequency of "0-1" is reduced by one by treating it as a "0", a To Hit frequency of "0" is reduced by one by treating it as a "1", a To Hit frequency of "1" is reduced by one by treating it as a "2", etc. Similarly, a To Hit frequency of "3" is increased by one by treating it as a "2", a To Hit frequency of "1" is increased by one by treating it as a "0", and a To Hit frequency of "0" is increased by one by treating it as a "0-1", etc.

25.7 SMOKE: Smoke does not affect the Fire Strength of an ordnance hit, but does modify the To Hit frequency of ordnance firing into and/or from it accordingly.

25.8 SMOKE PLACEMENT: An IG may not place Smoke. U.S. and German AFV's with an anti-armor Effect Number of 4 or more may place Smoke on any single group, friendly or enemy, not in Marsh terrain and within their LOS as their sole action for that player turn provided the AFV player has a usable Smoke card to play. Firing Smoke in this manner does not require use of a Fire card.

26. MORTARS—



26.1 A Mortar is an indirect fire ordnance weapon. The To Hit frequency of a mortar varies depending on whether the weapon is fully crewed or not. If the weapon is fired only by its principal Personality, the bracketed To Hit frequency numbers must be used.

26.2 A mortar may not fire while moving, or in Pillbox, Marsh, Stream, or Buildings terrain. However, a mortar may fire into or out of Gully terrain regardless of the elevation of the target, and is never subject to Hull Down To Hit penalties.

26.3 MINIMUM RANGE: Unlike other ordnance weapons, a mortar cannot fire beneath a minimum range. However, the principal operator of a mortar has a small arms firepower value at those ranges.

26.4 Woods terrain does not modify the Fire Strength of a mortar attack.

26.5 CRITICAL HITS: A mortar can attack only the non-armored defense values of an AFV because it is not a boxed (i.e. anti-armor) weapon. However, if a mortar scores a hit on an AFV with any black RNC and then draws a black 6 RNC to resolve that attack (a black 5 or 6 RNC for an OT AFV) it has scored a Critical Hit on that AFV instead of affecting the non-armored defense values of the AFV. A Critical Hit achieved with a black 6 RNC immobilizes the target AFV. A Critical Hit achieved with a black 5 RNC destroys an Open-Topped AFV.

27. TARGET ACQUISITION—



27.1 Only a mortar, IG, or AFV ordnance weapon may qualify for Target Acquisition. Acquisition allows an ordnance weapon which has fired at its present target previously to increase the To Hit frequency by one under certain conditions. Regardless of whether a hit is obtained, whenever one of these ordnance weapons fires at a target, that target's group ID chit is flipped over to show that it has been acquired unless either the firing or defending group is moving (EXC: 27.3). If that weapon had previously acquired another group, that group's Acquired chit is flipped back to the normal side. An ordnance weapon may never acquire more than one target at a time, nor increase its To Hit frequency by more than one. If the side has more than one ordnance weapon capable of acquisition, place a half inch Group ID chit on the group to indicate the acquiring weapon if necessary.

27.11 Ordnance cannot acquire a target if either the firing weapon or the target is in Smoke.

27.12 If a target is already acquired when subsequently covered by Smoke, the Smoke -1 and Acquisition +1 modifiers both apply.

27.2 If an ordnance Personnel card malfunctions, fires at another target, is pinned, Buttoned Up, engaged in CC, or loses observation during a Night scenario (38.2), it loses Acquisition. The Acquisition chit is also flipped back to the front side if either the firing ordnance or the target group plays a Movement card which remains in play on the table and is not immediately removed to the Discard pile. (Playing a Movement card to remove Wire, or unsuccessfully ford a Stream, does not suffice to remove Acquisition.)

27.3 An AFV cannot retain acquisition of one group while firing any armament at another. However, it may retain acquisition while firing its MG at the presently acquired target group.


[EX: On turn 1, a fully crewed German mortar fires at a stationary group at Relative Range 0. It needs to draw a 0 RNC to get a hit. Regardless of the outcome, its target group flips its ID chit to show its Acquired status. If, on subsequent turns, the Acquisition is still in effect the mortar will need a RNC draw of 0 or 1 to get a hit on that target.]

[STOP! You have read all that is necessary to play Scenario D. Before proceeding further, we suggest you play Scenario D until you feel comfortable with the rules presented thus far.]


28. ARMORED FIGHTING VEHICLES (AFV's)—

28.1 An AFV card represents not only the depicted Armored Fighting Vehicle, but all of the men which man that AFV as well. AFV cards are treated the same as Personality cards except as otherwise specified below.

28.11 An AFV may never form a group with any other card of any type. An AFV is, in essence, its own group.



FRONT



BACK

28.2 ASSAULT GUNS: An Assault Gun is a turretless form of AFV. The lack of a turret made it cheaper to produce, but less effective against mobile targets because the traverse of its main armament was restricted. Assault Guns are identifiable in the game by the underscore of their name on their Personnel card. An Assault Gun is treated as an AFV except as modified below.

28.21 The To Hit frequency of Assault Guns is reduced by one against moving targets.

28.22 An Assault Gun may not fire its ordnance while moving.

28.23 An Assault Gun which is Bogged or immobilized must deduct two from its To Hit frequency.

28.3 AFV DEFENSE VALUES: An AFV card has two Armor defense values printed on each side of the card plus a Morale and CE Defense value on the front of the card. The Armor and Flank defense values represent the armored defense strength and is listed on both sides of the card; only attacks using solely boxed firepower or boxed "Effect Numbers" apply to this value. The MORALE and CE values are affected only by unboxed attack values. Ordnance firing on an AFV must decide in advance of the RNC draw whether it will attack the AFV's Armor defense value with its boxed Effect Number or the AFV's Morale and CE defense values with its unboxed Effect Number. Ordnance cannot attack both the boxed and unboxed defense values of an AFV with the same attack.

28.31 If there are insufficient boxed firepower factors in a group to use a particular Fire card (22.5 & 28.7), the boxed defense values are not affected by an attack using that card.

28.32 The TEM of an AFV's current terrain does not affect fire vs the Morale and CE defense values of that AFV. The TEM of an AFV's current terrain does affect the fire strength of a hit against the Armor and Flank defense values of that AFV (EXC: Hull Down; 28.92). The movement status of the defender does not alter the Fire Strength of a hit against AFV targets.

28.4 ORDNANCE ATTACK VS AN AFV: If the AFV's Armor defense value following the "k" is \leq the final result number of a qualifying anti-armor (i.e. boxed firepower or Effect Number) attack, the AFV is eliminated. If the AFV's Armor defense value following the "i" is = to the final result number of a qualifying anti-armor attack, the AFV is immobilized (28.44). If the AFV's Armor defense value following the "s" is = to the final result number of a qualifying anti-armor attack, the AFV is stunned (28.45). Some AFV's have the same defense values for both immobilization and stun results as noted on their Personnel cards by the form "i;s#" rather than "i#/s#". An AFV target hit by that final result number of a qualifying anti-armor attack must draw another RNC to determine whether the AFV is immobilized (red) or stunned (black).

If the firing ordnance announces it will attack the unarmored defense values of the AFV instead of the Armor defense values, and the AFV's MORALE defense value is face up and \leq the final attack result number, the AFV is flipped over to its "Pinned"/"Button Up" side. If that same final attack result number \geq the CE Defense value, the AFV also suffers a Commander Killed result. Otherwise, there is no effect. Note that AFV cards with "PINNED" printed on the reverse are Open Topped vehicles and cannot be "Buttoned Up", only "Pinned".

28.41 Should an attack qualify for both a Kill and a Pinned/Button Up result, the Kill result takes precedence.

28.42 PINNED: A Pinned result applies only to an Open Topped AFV (or IG). While Pinned, it may neither fire nor move. A Pinned card may be unpinned (flipped back over) by playing a Rally card of strength 3 or more on that group. A stunned AFV or a Pinned OT AFV lacking a Rally 3 card may still play a Rally 1 or Rally 2 card on the AFV as its sole action for that group for that turn; in which case the AFV remains pinned, but in future

turns could be rallied by play of another Rally card(s) bringing the total Rally capability of the group to 3 or more. The Rally card remains in play on the group until the AFV is rallied, stunned, or eliminated.

28.421 HERO: There are two occasions in which a Hero card can be played on an AFV as other than a partial Rally credit. Immediately following any attack which pins an AFV (before the AFV is flipped over to its Pinned/Buttomed Up side) a Hero card can be played to negate that pin result provided the AFV has not suffered a Commander Killed result in the same attack. A Hero card can also be played on any Buttomed Up AFV which is neither stunned nor subject to Commander Killed penalties to flip that AFV card back to its CE side. A Hero card played on a stunned AFV counts as the equal of a Rally card. Neither usage counts as an action. A Hero card can never be played to increase the firepower or To Hit frequency of an AFV.

28.43 BUTTOMED UP: Any other AFV whose Morale defense value is equalled or exceeded by any attack becomes Buttomed Up when it is flipped over. An AFV which Buttons Up remains Buttomed Up for the duration of the scenario (barring play of a Hero card) whether it Buttons Up voluntarily or due to enemy fire. A Buttomed Up AFV functions normally in all respects, but tends to have poorer accuracy, firepower, and mobility qualities as a consequence. An AFV starts CE. Should it wish to Button Up voluntarily, it must expend an Action doing so.

COMMANDER KILLED
-1 TH/MGFS
vs INF: 1 left

28.431 COMMANDER KILLED: If the AFV's MORALE defense value is \leq the final attack result number, the AFV merely Buttons Up or is Pinned as stated in 28.4. If, however, the final attack result number is also \geq the *Crew Exposed (CE)* value (or a Sniper KIA has occurred), the AFV commander has been killed and the AFV suffers other penalties in addition to being Pinned/Buttomed Up. Place a Commander Killed chit on the AFV card. Henceforth, that ordnance will have its To Hit frequency and Overrun strength reduced by one, and any non-ordnance attack it makes will suffer a reduction of one to its Fire Strength.

2 Crew Killed
-2 TH/MGFS
vs INF: -2 Left

28.4311 An OT AFV may conceivably suffer a Commander Killed result more than once because when it is rallied it is again CE. Should such an AFV suffer a second Commander Killed result, flip the Commander Killed chit over to the "2 Crew Killed" side. Its To Hit frequency is reduced by two, and any non-ordnance attack it makes will suffer a reduction of two to its Fire Strength. If an OT AFV suffers a third Commander Killed result it is eliminated.

28.4312 Each Commander Killed result on an AFV also serves as a one column shift to the left when checking for infiltration against an AFV.

IMMOBILIZED

FLANK

Assault Gun:
-2 To Hit
2nd IM: Stun

28.44 IMMOBILIZATION: An immobilized AFV is marked with an Immobilized chit and may not move (nor make an Overrun attack) for the rest of the scenario. An immobilized vehicle which is immobilized a second time is stunned instead. An immobilized (or Bugged) AFV is not considered a moving target or a moving firer. An immobilized AFV always defends against anti-armor attacks with its Flank defense values.

28.441 Any Movement card currently in place when an AFV becomes immobilized, bogged, or stunned is removed. The range chit of the AFV does not change. If the AFV has two Movement cards in place when it becomes immobilized or stunned, the top one is placed in the Discard pile and the other is flipped over to represent the Open Ground the AFV is in. Otherwise, the AFV is considered stationary on its last played Terrain card (*EXC: A moving AFV on a Wall or Hill Terrain card which becomes immobilized, bogged, or stunned must flip that Terrain card over to Open Ground.*)

STUN 3
PIN/BU
No Move/Fire

28.45 STUN: Place a "Stun 3" chit on an AFV which has been stunned. An AFV may not move nor fire while under a Stun chit. A stun result flips any CE AFV card over to its Pinned/Buttomed Up side, and removes any accumulated Rally credits an already pinned/stunned AFV may have in play. A Stun 3 chit can be removed only after play of a Rally card(s) of strength 3 or more on that group in the same manner that a pinned AFV is rallied (28.42). Note that removal of a Stun 3 chit by itself is not sufficient to also rally a pinned AFV with the same action, although that is possible with play of a Rally 6 or Rally All card (or even a Rally 4 or Rally 5 card in combination with prior accumulated Rally credits).

STUN 6
PIN/BU
No Move/Fire

28.451 If an already stunned AFV is stunned again, the Stun 3 chit is flipped over to the "Stun 6" side. It takes a Rally card(s) of strength 6 or more to remove a "Stun 6" chit, or of strength 3 or more to reduce it back to "Stun 3" status. A Rally All card is necessary to remove both a Stun 6 chit and unpin a pinned AFV in the same action. If an

AFV with a "Stun 6" chit is stunned again, it is eliminated. Any excessive Rally capacity beyond that needed to reduce a Stun 6 chit to a Stun 3 chit is lost; it cannot be used as a partial credit towards removal of the Stun 3 chit.

28.46 FLANK SHOT: Anytime an AFV is the target of ordnance fire which enjoys a Flanking Fire advantage, that AFV defends with its FLANK defense values instead of its normal ARMOR defense values. In addition to normal Flanking Fire opportunities, an AFV is subject to a Flank Shot whenever it has a Movement card in play in the sideways mode. In addition, should an AFV become bogged (or immobilized) it must use its Flank defense value vs anti-armor ordnance attacks until it becomes mobile (not necessarily moving) again.

28.5 MOVEMENT RESTRICTIONS: An AFV may never enter Marsh. Placement of Marsh on an AFV during Prepare for Play (3.6) is not allowed. However, an opponent may play a Marsh card on a moving AFV so that the AFV will be forced to change its forward or reverse move to a sideways move, or remove its sideways move altogether (7.32).

28.51 An AFV in Woods can leave that Terrain card only by playing a Movement card in the sideways mode.

28.52 An AFV which enters a Gully, Woods, Wire, or Stream must check for Bog (28.53) when the Terrain card is played (even during Prepare for Play), unless that Terrain card is rejected.

BOG
Flank
Defense

Remove with
Move & RNC
Assault Gun:
-2 To Hit

28.53 BOG: An AFV checks for Bog by drawing a RPC. It always checks for Bog under the group column specified on its card for Bog. The first number in the Bog rating is the group column used to check for Bog in Gully, Woods, or Stream terrain. The second number (following the "w") is the group column used to check for Bog in Wire. If it draws a red position number, the AFV is Bugged and marked with a "Bog" chit. The AFV may not move as long as it is Bugged, but its Fire capability is not affected (*EXC: Assault Guns; 28.23*). The Bog chit can be removed as a separate action in a subsequent turn by playing a Movement card into the Discard pile and drawing a black RNC. If successful, the Bog chit is removed. Ridding or attempting to rid itself of a Bog chit does not qualify the AFV as a moving target.

28.6 Movement cards never modify the Fire Strength Result Number of attacks against an AFV or its crew. Against armored targets, Movement cards only affect the To Hit process of ordnance (25.31-.32).

28.61 Concealed cards cannot be played to aid the defense of an AFV or its crew.

28.62 A Hull Down AFV does not receive any terrain modifier to the effect of a hit on it.

28.7 INFANTRY Vs OPEN TOPPED AFV: All Personality cards have an inherent boxed firepower of 1 at Relative Range 5 which can be used against an Open Topped AFV's boxed defense value in addition to using their normal firepower at that range against the AFV's unboxed defense value using a second RNC for the combat resolution.

[EX: If three riflemen are at Relative Range 5 to a CE German halftrack, they would have a total of 9 unboxed firepower factors to use in playing a Fire card(s) vs the exposed crew of that halftrack. Although they could Pin the halftrack, and perhaps kill the commander, this would not immediately destroy the AFV. However, they also have an inherent boxed 6 firepower of 3 vs an Open Topped AFV at Relative Range 5, so if the Fire card they play does not require more than three firepower factors, the same Fire Strength card can be used to attack the halftrack a second time with another RNC, but this time against its armor defense. Therefore, if the three riflemen play a "Fire 2" card requiring 3 or less firepower factors against the halftrack and draw a black RNC of 2 or less, they have no effect vs the crew. However, regardless of the first RNC drawn, they may draw another RNC to use against the AFV itself; if they draw a 0 or any black RNC they will destroy the halftrack; a red 1 RNC would stun it, or immobilize it (depending on the color of the next RNC drawn). This is the only way a Pinned AFV can be affected by infantry attacks without boxed firepower weapons outside CC. Note that had the infantry played a higher strength Fire card, no second attack against the AFV itself could have been made by that group during that turn because they would have lacked the necessary boxed firepower factors.]

28.71 If an AFV is adjacent to a friendly infantry group which has the same range chit number as the AFV, the owning player may deduct one from the strength of any inherent boxed firepower infantry attack (28.7) against that AFV.

28.72 Similarly, friendly infantry in an adjacent group with the same range chit number as an AFV, may deduct one from the Fire Strength of all attacks against them (*EXC: Snipers, Minefields*) in addition to its normal terrain modifications.

28.8 CLOSE COMBAT Vs AN AFV: An AFV may not attempt to infiltrate, but may be attacked in CC by any armed man (including Secondary Weapons) which has infiltrated the AFV group during that turn. The "group" column of the AFV used to determine the RPC draw is not 1. The group column checked is "2b" for a Buttomed Up or Pinned AFV, "4c" for a CE AFV, and "5o" for a CE Open Topped AFV. Column shifts to the left or right on the RPC due to vision or terrain (20.31-.39) are handled normally. In addition, there is a one column shift to

the left on the RPC for each Commander Killed result previously suffered by the AFV. The actual resolution of CC against an AFV is much different from that against infantry. The defender (i.e. the AFV) does not draw a RNC. The attack is resolved solely on the basis of the infiltrating attacker's RNC and modifications to the attacker's strength.

28.81 The CCV of a man has no effect in CC vs an AFV. The attacker's strength is the sum of a RNC draw (subtracting red numbers; adding black numbers) and the following cumulative modifications:

CLOSE COMBAT MODIFIERS Vs AFV

For each previous CC attack vs the AFV that turn	+1
Attacker is berserk	-3
Attacker is wounded	-2
Attacker is heroic	+1
Attacker has Anti-Tank Magnetic Mine*, or Demo Charge*	+4
AFV is in any type of Buildings Terrain	+3
AFV is in Woods, Wall, or Gully Terrain	+2
AFV is in Brush Terrain or Smoke (per each case)	+1
AFV is CE	-1
AFV has friendly, adjacent, unpinned infantry at same range (per group)	-2
AFV is Buttoned Up	+1
AFV Commander is killed (per crewman lost)	+2
AFV is Immobilized or Bugged	+2
AFV is Open Topped	+3

*If the modifier is used, the Secondary Weapon is removed.

Attacker Eliminated ≤ 0 No Result: 1-5 Immobilize: 6 AFV ELIMINATED: ≥ 7

28.82 The attacker's modified strength must total 6 to Immobilize the AFV, or 7 or more to eliminate it. If the attacker's modified strength is 0 or less, the attacker is eliminated. Any modified strength between 1 and 5 inclusive is treated as No Result. Whatever the outcome, the attacker loses his infiltrator or berserk status.

28.83 If there are multiple CC attackers vs the AFV, each man's attack is resolved separately, one at a time (attacker's choice as to which is resolved first), until each attacker has resolved his attack or the AFV is destroyed.

28.84 Play of Concealed cards is of no assistance in CC vs an AFV other than their possible use during infiltration attempts enabling them to make the attack in the first place.

28.9 HULL DOWN: Only an AFV or IG can be Hull Down. An AFV/IG is Hull Down if it is on a Wall card, or on a Hill card being fired on by ordnance which is not also on a Hill card. Placing a Movement card on either terrain type eliminates Hull Down status even though the group is still considered in partial cover of that Hill/Wall.

28.91 Hull Down status does not impede the To Hit frequency of a mortar.

28.92 A Hull Down AFV or IG does not receive any terrain modification to the Fire Strength of a hit against it.

28.93 A Hull Down AFV cannot be immobilized; an immobilization result is treated as a stun result instead.

28.94 An AFV is never considered Hull Down to Flanking Fire.

[NOTE: The effectiveness of infantry against armor has been overstated here for gamesmanship purposes. If players desire a more realistic treatment of unsupported infantry vs armor they should agree beforehand to reduce by one the Morale and Panic values of all infantry opposing an AFV without friendly armor support.]

29. OVERRUN ATTACK—

29.1 An AFV may perform a special type of attack called an Overrun if it is neither Pinned, Immobilized, Stunned, or Bugged. An Overrun attack can be made vs any adjacent or directly opposite non-AFV group at Relative Range 5 provided the defending group is not occupying Marsh, Minefield, or Pillbox terrain.

29.11 If any of the weapon systems of an AFV is inoperable or currently malfunctioning its OVR value is halved (quartered if a flamethrower) with all fractions rounded down. An AFV may never Overrun if it doesn't have currently functioning MG or FT armament.

29.2 An Overrun attack does not require play of a Fire card. Instead, a Movement card is played in the sideways mode (and may also qualify the AFV for a subsequent Flanking Fire bonus against any adjacent group if the card played was a Flank card). The strength of the Overrun attack is the total of the OVR value and a RNC (ignoring the color of the RNC; all numbers are added). This Overrun Strength is then modified by any of the defender's Terrain, Movement, or Concealed cards in play. Finally, this modified Overrun strength attack is resolved separately for each defender in the attacked group by adding a RNC draw (subtracting any red numbers) for each defender.

29.3 All the modifiers that would apply to a normal Fire attack (6.4) apply equally to an Overrun attack with the exception of any Terrain cards in the attacker's group. For example, an Overrunning AFV would not receive a +1 modification to its Overrun strength for occupying a Hill.

29.4 An AFV making an Overrun attack against a group defending in Brush, Buildings, Walls, or Woods terrain or Smoke is susceptible to immobilization or elimination as a result.

29.41 An Open Topped AFV attacking an unpinned man would be immediately eliminated if it drew a red 5 as its Overrun attack resolution RNC, and immobilized if it drew a red 6.

29.42 Any other AFV attacking an unpinned man would be immediately immobilized if it drew a red 6 as its Overrun attack resolution RNC. Note that a Hero card could be played immediately prior to an Overrun attack to rally a pinned man and also qualify a red 4 (10.44), red 5, or red 6 RNC for immobilization or elimination of an OT AFV (or a red 5 or red 6 for immobilization of other AFV's) during its attack on that man.

29.43 An AFV making an Overrun attack against a group in a Gully, Woods, Stream, or on Wire is subject to Bog as per 28.53 and must check for Bog before resolving any Overrun attack.

29.44 An AFV which is immobilized, Bugged, or eliminated during its Overrun attack may not resolve attacks against any remaining defenders during that turn.

29.45 An Overrunning AFV which is immobilized or Bugged during an Overrun attack is not necessarily considered in the defender's terrain. It is considered in the last terrain occupied by its own group. (Note that if its last two Terrain/Movement cards played were both Movement cards, it would be considered in Open Ground.) Even though an AFV may be Bugged due to making an Overrun attack against defenders in a Gully, Woods, or Stream and has to free itself from Bog normally (28.53), it is not necessarily in that terrain and therefore is not affected by it.

29.46 Even if a group is in the act of movement, it is still considered at least partially in the terrain of the last played Terrain card unless it has since played two Movement cards (in which case it is in Open Ground). For example, an AFV making an Overrun attack against a moving group which has played a Movement card over a Woods card would be susceptible to the adverse results of 29.41-43.

29.5 An AFV which has made an Overrun attack (barring immobilization or Bog) remains in the act of movement after the attack resolution until a Terrain card is played on it in a subsequent turn. To make another Overrun attack, it must play another sideways Movement card, even if it is already "moving". However, in a subsequent turn after having made an Overrun attack, it may play another Movement card in the Advance or Retreat mode instead and change its range chit accordingly—even to the extent of moving through a blocking, directly opposite group it has just Overrun. Note that even though an AFV may have just overrun an adjacent group, it may play a Movement card to advance through the blocking group directly opposite it only if it has already overrun that directly opposite group. It may never move through an adjacent enemy group; i.e. the AFV automatically returns to the relative position on the table marked by its group ID chit.

29.6 An overrunning AFV must attack all of the targets in the defending group if it remains capable of doing so.

[STOP! You have read all that is necessary to play Scenario E. Before proceeding further, we suggest you play Scenario E until you feel comfortable with the rules presented thus far.]

30. LIGHT ANTI-TANK WEAPONS—

#10 PVT MHALOFT	CCV: 3.0
Anti-Tank Rifle	Effect: (5) X6
Range	
1	5
2	4
3	3
4	2
5	1
FLANK 1 To Hit Frequency	
MORALE 3 PT. 12 KIA 0	

30.1 Bazookas, Panzerschrecks, Anti-Tank Rifles, and Panzerfausts are infantry ordnance weapons with anti-armor capabilities. The Bazooka, Anti-Tank Rifle, and Panzerschreck weapons are listed as the primary weapons of certain Personality cards. The Panzerfaust is a Secondary Weapon (21.1) which must be carried in the form of a Panzerfaust chit on the Personality card of the man carrying it. They cannot be fired together with other weapons in their group, nor can they be fired while moving.

30.2 CREWED WEAPONS: Bazookas and Panzerschrecks are crew-served weapons. If an assigned, unpinned assistant crewman is not present the weapon must use the bracketed To Hit frequency (11.1) when it fires and is more subject to malfunction (19.15). Bazookas and Panzerschrecks may be used against any kind of target—using respective basic Effect Numbers for armored and non-armored targets.

Panzerfaust

Effect: (5)

R3: 0

R4: 0-1

R5: 0-2

May Fire

Only Once

30.3 PANZERFAUST: A Panzerfaust can only be fired against an AFV target and only against the Armor defense value. It can be fired only once. Regardless of the outcome, the Panzerfaust chit is removed from play after its first To Hit attempt.

30.4 MALFUNCTION: Like all ordnance weapons, a Bazooka or Panzerschreck malfunctions only as a result of its To Hit RNC draw (25.5); not during the separate resolution of a hit against individual targets. However, unlike other ordnance weapons, a Bazooka or Panzerschreck malfunctions on a red 4, red 5, or red 6 To Hit RNC. A Panzerfaust does not malfunction.

30.5 Note that only the Anti-Tank Rifle uses AP ammunition, and consequently, the Hit Strength of the other weapons is determined by adding the To Hit Random Number on the RNC just drawn to the Effect Number listed on the ordnance. Unlike IG/AFV ordnance, range is not a factor in determining the Hit Strength (25.4) of these weapons.

30.6 ANTI-TANK RIFLE: An Anti-Tank Rifle (ATR) may be used against either armored or infantry targets. If used against an AFV, it is fired as an ordnance weapon. If used against infantry it need not gain a hit; it merely adds one firepower factor to the attacking group's total firepower. An ATR has limited penetration capabilities. To be effective vs armor, it must not only hit the AFV, but must hit it in a vulnerable area as well to even be considered a "hit". Therefore, the To Hit Numbers of an ATR reflect the difficulty of obtaining effective hits vs an AFV. Once an ATR obtains a hit vs an AFV, the effect of that AFV is equal to the Relative Range at which it is obtained plus the draw of a RNC (adding black numbers, subtracting red numbers). Unlike all other ordnance weapons, an ATR improves its To Hit Frequency by one whenever it is entitled to Flanking Fire.

31. ANTI-TANK MAGNETIC MINES—



Defender RNC
 AFV: If RPC
 Or: 1-5 is IM
 6-0 is EL

31.1 An Anti-Tank Magnetic Mine (hereafter referred to as ATMM) is a Secondary Weapon which is usable only against an AFV. It was used primarily by the Russians from 1944 on to compensate for their lack of an effective light

anti-tank weapon (such as the Bazooka). Germans may use ATMM's, but U.S. forces cannot. See DYO values (43) for purchase price.

31.2 An ATMM is usable only in CC against an AFV or by an unpinned defender being overrun.

31.21 CLOSE COMBAT: A man with an ATMM which is attacking an AFV in CC may add 4 to his CCV (28.81). Regardless of the outcome of the attack, the attacker loses his ATMM.

31.22 Vs OVERRUN: An unpinned defender with an ATMM may possibly destroy or immobilize its attacker if that AFV draws a red RNC and fails to pin or eliminate the defender during the Overrun. Note that a Hero card could be played to unpin a defender (even one pinned by the Overrun attack), and thus make him eligible to attack with his ATMM. The unpinned defender with an ATMM then immediately draws another RNC. If that RNC is black, the defender checks the proper RPC column of that RNC for the Overrunning AFV ("2b" for a Buttoned Up AFV, "4c" for a CE AFV, or "5o" for an OT AFV). If that RPC is red the vehicle has been eliminated or immobilized. The "0r" column of the same RNC is then checked; if the "0r" RPC is 1-5 the AFV is immobilized, if 6-0 the AFV is eliminated. An ATMM is not considered used during an Overrun attack unless the AFV is immobilized or eliminated.

[STOP! You have read all that is necessary to play Scenario F. Before proceeding further, we suggest you play Scenario F until you are familiar with the rules presented thus far.]

32. PRISONERS—

32.1 Prisoners are worth five Victory Points and can be taken in one of two ways.

32.11 CLOSE COMBAT: A player may capture a prisoner by willingly deducting two from his CCV prior to the resolution of any CC attack. If he wins the CC, the defeated man is taken prisoner by his captor. A man who has taken a prisoner automatically loses his infiltration status.

32.12 ROUT: Any man at Relative Range 5 to an infantry group who Panics and is to be removed by Rout ("0r" of the RPC > Panic Value; 6.531) surrenders instead to an enemy group at Relative Range 5 (captor's choice if more than one such group is available). Prisoners can be declined by the captor prior to their capture in favor of a Rout result, but not afterwards.



1/2 FP or -1 To Hit No INF

32.2 GUARD: Prisoners, once taken, are placed beneath the card of any one man in the capturing group of the capturing player's choice. That man may be pinned, wounded, or even unarmed but he may not be the designated assistant crewman for any weapon. If the designated assistant crewman is the only possible choice, he is relieved of his assistant crewman duties automatically.

If the man chosen as the guard is subsequently eliminated, the prisoner(s) is merely placed beneath another man in the same group without counting as an Action. One man may guard any number of prisoners. A player may change guards automatically as the sole Action of a group for that turn provided the new guard is not currently pinned.

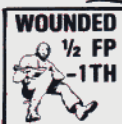
32.21 A guard has his firepower and CCV halved (fractions rounded down) for the duration of the scenario and cannot attempt to infiltrate. If the guard has an ordnance weapon, he must reduce its To Hit frequency by one.

32.22 Prisoners are not freed unless every man in the capturing group is eliminated. Freed prisoners take no further part in the game and are removed from play, but do deprive their prior captor of any Victory Points for their capture, rout, or elimination. Prisoners automatically accompany their guard in any individual transfer he makes. Prisoners do not check for combat results and therefore cannot become pinned, wounded, or killed.

32.3 AFV's and IG's can neither take nor become prisoners.

33. WOUNDS—

[As may well be imagined, the majority of wounds inflicted in combat are extensive enough to effectively remove the recipient from further consideration for game purposes. Such injuries are generally lumped into the KIA or Rout category and serve to remove the man from play. However, a small percentage of wounds inflicted in combat are not totally incapacitating and allow a man to continue fighting, albeit at reduced effectiveness. The scales of many a firefight have been tipped by the contributions of a wounded soldier who refused to quit.]



No Inf No Moving Fire New Deck: RNC before R Only 1 weapon

33.1 OCCURRENCE: Wounds lacking in the severity required to be considered an outright KIA may possibly occur anytime an infantryman Routs, or would otherwise be eliminated by a KIA result which occurred as a result of a RNC

generating a final attack strength exactly equal to the lowest number required for a KIA. That result is treated as a Wound instead, if the Random Position Number of that RNC under the "7w" column is equal to the man's printed Morale value. Place a Wound chit on the man, but leave him in the same mode he was in prior to the infliction of the Wound (pinned or normal). Wounds do not occur in CC.

[EX: Cpl Jones has a Morale value of 4 and a Panic Value of 6. An attack generating a KIA against him could possibly be commuted to a Wound result instead only if the final attack result was an 8 while he was in good order, or a 6, 7, 8, or 9 while he was pinned. Assuming this was the case, a 4 Random Position Number under the 7w column of the RNC used to determine the final attack result would cause a Wound instead of a KIA.]

33.11 CE AFV and IG crews are not eligible for Wound results.

33.2 FIREPOWER EFFECTS: The firepower of a wounded man is halved (fractions rounded down) individually. If the man's primary weapon is ordnance, he must deduct one from the To Hit frequency of that weapon instead. A wounded man may never engage in Moving Fire, although his weapon is subject to malfunction during Moving Fire from his group (19.14).

33.3 CREWED WEAPONS: A wounded man may be a designated assistant crewman to a crewed weapon with no detrimental effects to that weapon's performance. An unpinned, wounded man who is the principal operator of a crewed weapon may exchange weapons with his unpinned assistant crewman as the sole action of that group for that turn (11.13).

33.4 REPAIR: A wounded man must draw a black RNC before attempting to repair a malfunctioning weapon. If he draws a red RNC, he may not attempt repairs that turn but has still used his sole action for that group for that turn.

33.5 CCV: A wounded man may not attempt to infiltrate, but if already an infiltrator he may attempt to enter CC. A wounded man's CCV is equal to his Pinned CCV while in good order, or equal to his Pinned & Unarmed CCV while pinned. If a wounded man is both pinned and unarmed, he is automatically defeated in any CC in which he is defending alone. A wounded man does not add the +3 CCV modifier for additional men to any man he defends or attacks with in CC.

33.6 PORTAGE: A wounded man may not carry both a primary and secondary weapon; he must abandon one or the other. The abandoned weapon is subject to normal acquisition rules.

33.7 ENDURANCE: The debilitating effects of even a relatively minor unattended wound will increase with the passage of time. Therefore, during his first turn at the start of each new deck a RNC must be drawn for each wounded man. If the RNC is red, that man is no longer capable of game actions and is removed from play as a KIA. The player may play a Hero card immediately prior to the RNC draw to exempt a man from this draw requirement for that deck. A wounded man who is wounded again is considered KIA unless a Hero card is played immediately.

33.8 VICTORY POINTS: A wounded man who survives the scenario (even if he routs) is worth one Victory Point to the opposing player; two Victory Points if subsequently removed as a KIA.

33.9 HERO: All of the above effects can be suspended for one player turn by play of a Hero card. Note that play of one Hero card could temporarily cancel Wound effects (33.2-.7) for one turn, while simultaneous play of the other Hero card could also give that man additional heroic capabilities (11.44-.45, 28.81).

[STOP! You have read all that is necessary to play Scenario G. Before proceeding further, we suggest you play Scenario G until you feel comfortable with the rules presented thus far.]

34. INFANTRY GUNS—

34.1 An Infantry Gun (*hereafter referred to as IG*) is a form of Personality card representing an ordnance weapon and its entire multi-man crew. The inherent crew of an IG is inseparable from the weapon and shares its fate. Other personalities may not man an IG, nor may its crew acquire and use other weapons.

34.2 An IG may form its own group or combine with other Personality cards to form a group. In either case, the IG always occupies just one position within that group despite the multi-man nature of its inherent crew.

34.3 MOVEMENT: A group containing an IG which is presently occupying any terrain other than Open Ground must play two Movement cards (one per turn), the first of which must be played in a sideways mode, before it is eligible to move into new terrain of its own choosing and/or change its range chit. A player may always discard a Terrain card on an opposing IG even though it has only one Movement card currently in play.

34.31 A group containing an IG which is presently occupying Open Ground may move to new terrain after playing one Movement card, unless the terrain moved into is a Hill. Moving an IG onto a Hill always requires at least two Movement cards (the first being played in a sideways mode) regardless of the Terrain card last occupied.

34.32 A group containing an IG may never enter (or start in) Marsh.

34.33 An IG may not fire while moving.

34.4 An IG is equipped with an armored gunshield and therefore has two KIA and Morale defense values. The boxed KIA defense values are used only when the IG is attacked solely by ordnance using its unboxed Effect Number, or by Flanking Fire of any kind, or by infantry at Relative Range 5 using its inherent boxed firepower, or by an ATR firing as ordnance. The unboxed value is used to defend against all other attacks.

[EX: An unpinned German IG being attacked at Relative Range 4 by three riflemen would require a final Result Number of 9 or more to eliminate the IG, or 5 or more to Pin the crew. However, if those same riflemen were attacking at Relative Range 5 with a Fire card requiring 3 or less firepower, they could use their inherent anti-armor firepower for a free second attack with another RNC (28.7) against the IG in which a final result of 7 or more would eliminate the IG, and a final result of 3 or more would pin it.]

34.5 CONCEALMENT: A Concealed card does not modify any attack (including CC) against an IG unless the IG has neither fired nor moved during the game. Otherwise, an attack on an IG is resolved normally with standard modifications to the attack Fire Strength (6.4). A Concealed card can be played for a group containing both infantry and an IG which has fired or moved, but it will lower the Fire Strength of an attack vs the infantry only; it will not lower the Fire Strength of the attack resolution vs the IG. A Concealed card can never be played for a group containing an IG against an ordnance To Hit attempt unless that IG has neither fired nor moved during the game.

34.6 PINNED: A Pinned IG may neither move nor fire. A Pinned IG requires a "Rally 3" (or better) card to return the IG to its unpinned status (even if the IG is no longer fully manned; 34.71). Hero, Rally 1 and Rally 2 cards can be played as a partial credit towards eventual Rally.

34.7 CLOSE COMBAT: An IG cannot infiltrate or go berserk. If attacked in CC, it defends with a three man crew as per 20.71. [NOTE: Although gun crews often consisted of more than three men, we will use three as the standard number for all game effects.] The CCV of each crewman, in turn, is equal to the IG's Morale value if unpinned, and 4 less than its Morale value if pinned. All three crewmen are considered equal operators of the gun.

34.71 Should one crew member of an IG be killed in CC (or by a Sniper), the IG card is marked with a Commander Killed (28.431) chit and suffers the To Hit penalties for that status. If a second crew member is killed, the Commander Killed chit is flipped to the 2 Crew Killed side and its future To Hit attempts will suffer a reduction of 2 in its To Hit frequency. The IG is eliminated entirely only if all three inherent crew members are killed or panic.

35. REINFORCEMENTS—

35.1 Reinforcements are available only when so specified by the scenario and must enter play as Group E (*EXC: see Team Game; 41.5*). The scenario will specify both the forces which compose the reinforcements and the time period which must elapse before they are available. The time elapsed is always expressed in terms of the number of times the Draw pile has been emptied and reshuffled. In DYO scenarios, reinforcements are available for a discounted purchase price depending on the time elapsed before their availability.

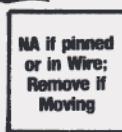
35.2 Once the Draw pile has been emptied and reformed enough times to make reinforcements available, they may enter the game as one separate group anytime during their player turn by playing a Movement card.

35.3 A reinforcement group must appear at range chit 0 unless it enters by playing a Flank Movement card. If a Flank Movement card is played, the reinforcing group may appear at any range chit up to and including the highest range chit in play by that player at the start of the current turn. This might entitle the group to Flanking Fire status if the other requisites of Flanking Fire are met.

35.4 Reinforcements always enter play in Open Ground unless the owner simultaneously plays a Movement, Concealed, and Terrain card. The Terrain card is placed on the group, and the Movement and Concealed cards are placed in the Discard tray (regardless of nationality discard limits). This is the only instance in which a player can play both a Terrain and Movement card on the same group in the same turn. When using this option, a player may take no other action or discard any other card during his player turn.

[STOP! You have read all that is necessary to play Scenario H. Before proceeding further, we suggest you play it until you feel comfortable with the rules presented thus far.]

36. ENTRENCHMENTS—



36.1 An infantry group may attempt to entrench as its sole action for that player turn provided it is not moving and contains no pinned men, Wire, or friendly infiltrators. An entrenchment attempt is successfully resolved by drawing a "0"

RNC of any color, and placing an Entrenchment chit on the group's Terrain card. Any other RNC is treated as no result although the attempt still counts as that group's sole action for that turn. No group may have more than one entrenchment at any one time.

36.2 An entrenchment entitles its group to deduct one from the Fire Strength of attacks against it in addition to the terrain effects of the Terrain card it currently occupies. Entrenchments are immediately removed whenever their group plays a Movement card for any purpose other than removing Wire. Movement cards played for Transfer or Infiltration attempts by individual men do not remove entrenchments from their group, but neither infiltrators nor individual transfers receive the -1 TEM benefit of that entrenchment when their group is attacked.

36.3 Entrenchments can be placed only in Open Ground, Hill, Woods, or Brush.

36.4 An AFV or IG cannot occupy an entrenchment. However, a group with both an IG and infantry may still entrench, but the -1 TEM applies only to the infantry in the group, not the IG.

36.5 RUSSIAN USAGE: Although it is an action, a Russian entrenchment attempt does not prohibit the Russian from discarding during that turn, although it does reduce his maximum discard capability for that turn by one for each group which makes an entrenchment attempt.

37. PARTISANS—

37.1 Partisans are available only to the Russian player and only at special cost in DYO scenarios (43) or when specified by the scenario in play. Partisans may never take as many actions per turn as they have groups in the game (down to a minimum of one) and may never be equipped with an IG or AFV. All partisans have their Panic value (but not their Rout value) reduced by one. A partisan force can never include more than one leader in any scenario. Otherwise, partisans have all the capabilities of regular Russian troops as well as some special capabilities.

37.2 CONCEALMENT: Partisans may add one to the strength of any Concealed card they play solely for Concealment or CC purposes; a -1 becomes a -2, a -2 becomes a -3, etc.

37.3 MOVEMENT: All Movement cards played sideways by the partisan player are assumed to have automatic Ford capability. Partisans may also exit a Marsh card after playing only one sideways Movement card.

37.4 SNIPERS: A partisan player does not lose his ability to play Sniper cards until after the German has made two successful Sniper checks; each after different Sniper attacks.

37.5 AMBUSH: Provided both the target and firing groups contain no already pinned men and the firing group is stationary in Woods or Brush terrain, the partisan player may add the strength of any Concealed card he plays to his attack. Note: this is the actual printed strength; not the increased strength of 37.2. In this case the negative status of the Concealed card is ignored. Note that playing a Hero card to rally the only pinned man in a group after the declaration of an attack but prior to its resolution does not make that attack subject to ambush rules, although a subsequent attack may be.

[EX: An Ambush attack using a Fire 3 card and a Concealed -1 card would be equal to a Fire 4 card.]

37.6 BOOBY TRAPS: A partisan player may play a Minefield card in the conventional manner except that it only attacks one man and only when it is discarded on a moving group(24.31). Immediately after resolving its attack, the Minefield card is removed from play—it does not count as a Terrain card.

[STOP! You have read all that is necessary to play Scenario I. Before proceeding further, we suggest you play Scenario I until you feel comfortable with the rules presented thus far.]

38. NIGHT—

38.1 Smoke has no effect during a Night scenario even for those groups illuminated by a starshell.

38.2 OBSERVATION: In order for a group to attack or infiltrate at night, it must first “detect” the target group. Each group may attempt to detect only one specific opposing group. If successful, it may then fire on that group or take any other action it could normally take in a daylight scenario. If unsuccessful, it may not take any other action including CC during that turn. An observation attempt counts as an Action taken only if it fails to detect an enemy group. Note that a group in a Gully could not attempt observation unless it were at Relative Range 5, sighting for a mortar, or attempting to sight a group on a Hill (and vice versa as regards sighting a group in a Gully).

38.21 Observation attempts are strictly voluntary. A group may wish not to attempt observation so that it can be assured of performing some action other than attacking. The effects of observation are for that turn only.

38.22 Observation of an opposing group does no good to any group other than the observing group (i.e. observation of Red Group A by Black Group A does not entitle Black Group B to fire at Red Group A).

38.3 OBSERVATION RESOLUTION: For a group to observe an enemy group at night, the player must draw a RNC (ignoring colors) < the current Relative Range between the groups. (To observe a group at Relative Range 0, a “1” must be drawn (see 25.6). For purposes of observation only, the current Relative Range is modified by +1 for each of the following circumstances:

- 1.) Each Movement card of the observed group currently in play;
- 2.) The observed group is an AFV;
- 3.) The observed group has already been fired on during that player turn by another group;
- 4.) The observed group fired (not in CC) in its last player turn.

38.31 For purposes of observation, the current Relative Range is modified by -1 if the observing group is a Buttoned Up AFV.

38.4 NIGHT FIRE EFFECTS: The Fire Strength of all Fire cards played at night for infantry attacks are halved (fractions rounded down). Note that this does not apply to attacks by ordnance, Minefields, Snipers, or Demolition Charges. Ordnance attacks at night reduce their To Hit frequency by 1 at all ranges.

38.41 The Fire Strength of a Night attack using Moving Fire (12.1) would be halved twice, rounding fractions down before the second halving occurs. Moving ordnance Night attacks would require black RNC's for a hit and would have to deduct one from their To Hit frequency as well.



38.5 STARSHELLS: An unpinned Squad Leader (not an ASL or AFV) whose group has just detected a target group at night at Relative Range 1-5 may place a starshell “1” chit on that group as his group’s sole-allowed action for that player turn. At the end of the observed player’s turn, he must flip the starshell 1 chit over to the reverse side. Following the observed player’s next turn, the starshell “2” chit must

be removed. A starshell cannot be placed on any currently illuminated group; placement of a starshell must be preceded by a successful observation attempt.

38.51 A starshell illuminates all enemy groups at Relative Range 5 to the detected group, and any adjacent friendly groups at the same range chit as the detected group.

38.52 Observation attempts and Night Fire Effects do not apply to groups illuminated by a starshell.



[In the example above, Black Group B has placed a starshell on Red Group B. Black Group B and Red Groups A & B are all illuminated by the starshell.]

38.6 INFILTRATION: If an attacker attempts to infiltrate during a night scenario (20.31), a shift of three columns to the left on the RPC is made to check the infiltration status, unless the group to be infiltrated is currently illuminated by a starshell.

38.7 Observation is not necessary to make a Sniper or Minefield attack, or to place Terrain cards on an opponent’s moving group. However, observation of a group at the proper range is necessary for Retrograde.

[STOP! You have read all that is necessary to play Scenario J. Before proceeding further, we suggest you play Scenario J until you feel comfortable with all the rules presented thus far.]

39. TROOP TYPES—

[The rules of the game presented thus far have been for simulating small unit actions between average forces of the major powers. These “average” forces are referred to as “Line” troops. However, every nation had both higher and lower grades of troops which saw action during various points in the war. Just as Partisans provided an interesting change of pace from Russian regulars, you may find it interesting to simulate the actions of these “elite” or “second line” units with their varying capabilities. The size of each nationality’s card hand and discard capability is unchanged from the basic game except as modified below.]

39.1 CONSCRIPTS: Conscripts are Russian second line troops. Conscripts have a maximum discard capability of two per turn. Conscripts could make one entrenchment attempt and still discard one card.

39.2 GUARDS: Guards are Russian elite troops. Guards may take one action and still discard up to two cards. Guards could take one Action, plus an entrenchment attempt, and still discard one card.

39.3 GREEN: Green troops are U.S. second line troops. Green troops have a maximum discard capability of one card per turn, and only in those turns in which they take no other actions.

39.4 PARATROOPS: Paratroops are U.S. elite troops. Paratroops may take one action and still discard one card, or take no actions and discard two cards. In addition, Paratroops always have an inherent firepower of 1 at Relative Range 5 even if unarmed, but may use this firepower only in conjunction with a Fire card with a black RNC.

39.5 VOLKSGRENADIERS: Volksgrenadiers are German second line troops. Volksgrenadiers must reveal their discards. A Volksgrenadier can discard a Cover card only if he has taken no actions during that turn.

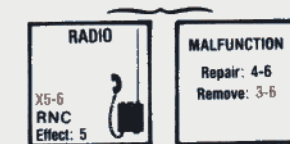
39.6 SS: SS are German elite troops. An SS player may discard up to two cards, but only if he has taken one or less actions during his turn.

39.7 In DYO scenarios, elite forces must have a minimum Morale value of 2; second line troops have a maximum Morale value of 4. A side in any scenario must be composed entirely of the same type of troops.

[STOP! You have read all that is necessary to play Scenario K. Before proceeding further, we suggest you play it until you feel comfortable with the game rules presented thus far.]

40. ARTILLERY—

40.1 Artillery support is available to a side only if it has a functioning radio carried by an unpinned man in the same group with an unpinned SL, ASL, or Commissar. The leader does not have to carry the radio.



40.2 FIRE MISSION: In order to use his radio to call in artillery support, the player must play a Radio card as his sole action for that group for that turn. No Fire card is used. The player seeking artillery support then draws a RNC. If the RNC is black, his Fire Mission is accepted and he may attack the target group of his choice (even those out of his LOS) with a basic Attack Strength of 5 prior to modification for defender’s terrain and movement status. If the RNC is red, his Fire Mission is either not accepted or inaccurately placed and no attack takes place. The defender may play a Concealed card prior to the RNC draw to reduce the Fire Mission’s chances of effective placement.

A Concealed -1 card would reduce the frequency of effective placement RNC's to Black 1-6; a Concealed -2 card would reduce it to a Black 2-6, and a Concealed -3 card would reduce it to a Black 3-6. Regardless of the outcome, the group is charged with an Action taken, and the Radio card is placed in the Discard pile.

40.21 A Fire Mission is resolved in the same way as an ordnance attack except there is no To Hit process (other than the placement RNC described in 40.2) and therefore no play of Concealed cards to aid the defender. In addition, there is no modification of the attack strength due to Relative Range or the non-existent To Hit RNC draw. The 5 Attack Strength is modified only by the defender's terrain (*EXC: Woods*) and movement status, and the individual RNC (subtracting red RNC's, adding black RNC's) drawn to resolve the attack on each man in the target group.

40.22 *Vs AFV's*: Artillery attacks only the non-armored defense values of an AFV because artillery is not a boxed weapon. However, if the artillery draws a black 6 RNC to resolve its attack on that AFV (black 5 or black 6 if the AFV is OT), it has scored a Critical Hit on that AFV instead of affecting the non-armored defense values of that AFV. A Critical Hit achieved with a black 6 RNC immobilizes the target AFV; a Critical Hit achieved with a black 5 RNC destroys an OT AFV.

40.3 **RADIO**: A radio chit is considered a Secondary Weapon for all purposes. A Radio card cannot be used as a Rally card during any turn in which it is used for the Radio.

40.4 **MALFUNCTION**: A radio malfunctions on a red 5 or red 6 RNC when drawing for placement of his Fire Mission or in communication with another scenario sector in a Team Game (41.7). It is repaired or permanently eliminated in the same manner as all other weapons.

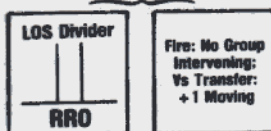
40.5 In DYO scenarios, players have the option of purchasing larger caliber artillery support with a greater attack strength.

[STOP! You have read all that is necessary to play Scenario L. Before proceeding further, we suggest you play Scenario L until you are comfortable with the rules presented thus far.]

41. TEAM PLAY—

41.1 **UP FRONT** can be played between teams of two or more players, although a second game is required for each two additional players.

41.2 Team games proceed as if two or more two-player games were being played side by side completely independent of each other, except that all German players must end their turn before any Allied players may start theirs, and vice versa. All German players sit on the same side of the table.



is the Line Of Sight Divider card and determines the terrain between the two games and, consequently, if and how forces of each game may interact with the adjacent game. Place the LOS Divider chit on the card and use it to separate the two games.

41.4 Fire between groups of different games is always conducted at Relative Range 0 regardless of the range chits in play for the respective groups. Overrun and infiltration are not allowed between forces of different games. Sniper attacks and Flanking Fire are allowed between forces of different games.

41.41 Fire into a different game must be resolved before attacks from that same game are resolved against the same target.

41.42 Before resolving a Fire attack against a group in a different game, the attacker must check the LOS Divider card to determine if an attack is possible between the two games.

41.421 If the LOS Divider card is a Hill card, there is no Line of Sight between the two games and no attacks (except Sniper) may be made between the two games (*EXC: 41.424*).

41.422 If the LOS Divider card is a Woods or Buildings card, there is no Line of Sight between the two games unless both the firing and defending groups are on Hill terrain.

41.423 If the LOS Divider card is a Brush, Wall, or Marsh card there is no Line of Sight between the two games unless the defender and/or firer are on Hill terrain.

41.424 Mortars may fire from one adjacent game to another regardless of the LOS Divider or the position of the defending or firing group if the SL's in the adjacent games are in *Radio Contact* (see 41.7), and the firing mortar is in the same group as its SL.

41.5 **TRANSFER**: A player may transfer all or part of his group which is adjacent to the other game (Group A (or Z) for a transfer to the left, Group D (or E) for a transfer to the right) into that game as reinforcements if certain conditions are met. Note that "Group Z" identity chits are provided for use instead of Group E whenever a Group D (or E) transfers to the right into an adjacent scenario so that it may enter the new scenario adjacent to that player's Group A. All unique rules pertaining to Group E as reinforcements also apply to Group Z.

41.51 The group cannot contain any pinned, bogged or immobilized elements—even if those elements were to stay behind.

41.52 The group cannot be at Relative Range 5 with any enemy forces in its own game, nor can it be encircled.

41.53 The group must be capable of unhindered movement (i.e., it cannot currently be on a Wire, Marsh, Minefield, or Stream card, nor contain an IG requiring two Movement cards to move).

41.54 The group must play a Movement card in the retreat mode with appropriate effects to the group's range chit and Relative Range. On the very next turn, those forces being sent to the other game (if still mobile) may move off of the Retreat card and out of the game, by playing a sideways Movement card on the LOS Divider card dividing the two games. At that time, they become Group E (or Z) regardless of the number of friendly groups in the adjacent game. Any remaining forces of the group which wish to stay in the original game (including now Pinned units) may take a separate action of their own as they are now considered an independent group.

41.55 Group E (or Z) on the LOS Divider card is considered perpetually moving in the terrain of the LOS card for purposes of receiving and making attacks until they enter the other game as reinforcements. Neither player may place Terrain or Alternate Terrain cards on the LOS Divider, although the transferring player may place Movement and Smoke cards there. The Movement card in play on the LOS card does not double as the Movement card required for entering play as reinforcements, nor does it count as a +1 modifier to attacks against the transfer group once the group enters the game by playing the required Movement card to leave the LOS Divider card and its Movement card(s).

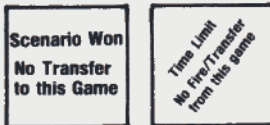
41.56 The transfer group itself never blocks fire possibilities (41.4) between boards, although the terrain it occupies may. A transfer group on the LOS divider card is subject to fire from any group in either adjacent game, and may also make such attacks—but always at Relative Range 0.

41.57 Once on the LOS Divider card, control of Group E (or Z) belongs solely to the allied player in the game being moved into. It can be rallied only by cards from that player's hand, and it can be moved only as arriving reinforcements (35.3) by cards from the new owner's hand. The transfer group could return to its original game, but only via the required cards for reinforcement entry from the new owner's hand, and only at his option. The leadership capabilities of any leader in the transfer group cannot be used by the new owner to restore his hand capacity until the leader leaves the LOS Divider card—even though he now controls that leader. If, due to a transfer between games, two SL's or two acting SL's are present in the same scenario, that player's hand capacity is not reduced for the pinning or removal of a SL unless both are pinned and/or eliminated.

41.58 If the LOS Divider card is a Marsh card, an AFV may not attempt transfer. Similarly, if the LOS card is a terrain type requiring a Bog check, any transferring AFV must so check.

41.581 A transfer group may not make its reinforcement entry into the new game from a Marsh LOS Divider card unless it has first placed a second Movement card on top of that Marsh card. Similarly, if the transfer group contains an IG it may have to play another Movement card on the LOS Divider before it is eligible to move into the new game.

41.582 The transfer group may not move onto a Stream LOS Divider card until it has first successfully forded the Stream as per 8.53. Should it fail to ford the stream it may attempt to do so again in subsequent turns without first playing another retreat so long as the other requirements (41.52-.53) are still met.



41.59 Only one group per side may transfer between the same two games. Forces transferred to the LOS Divider card are considered no longer part of the sender's force for Scenario victory conditions, and constitute reinforcements to the recipient once they enter his game. Once a player has won his scenario, it remains won even if his force is subsequently eliminated due to action in an adjoining scenario. A Transfer cannot be made into a scenario which is already won or lost. Note, however, that even though a player has won his scenario, his remaining force can "break" if he transfers enough men to an adjacent game to reduce his own force to the point where casualties already sustained would exceed half of his remaining force. In this case, the transferred men would remain in play as reinforcements for the recipient, but any remaining men (and their controlling player) would be incapable of further action.

41.6 Action cards from one game never enter the other game. Action cards played on the LOS Divider should be returned to their proper deck's Discard pile as soon as they are no longer needed for display on the LOS Divider.

41.7 RADIO CONTACT: Players on the same team may not converse nor reveal the contents of their hands to their partners in other games unless they are in radio contact. Radio contact is allowable only between unpinned SL's with an unpinned radio in their group. Radio contact is established by playing a Radio card and drawing any non-malfunction RNC as the sole action of a single SL's group (it cannot be used to rally men also). Radio contact is maintained until either SL is pinned, eliminated, or infiltrates.

41.8 VICTORY CONDITIONS: The team which has won the most individual scenarios is the winner. If the teams win an equal number of scenarios, the team having recorded the most casualty Victory Points is the winner. Note that a team game can consist of any number of games being played side by side using any mixture of scenarios. For play balance purposes, the best method is to allow one team to select the scenarios being played in each game, and to allow the other team to select the side it wishes to play.

41.9 GAME CONTINUATION: In the Team Game, a player's role does not usually end when he has accomplished his scenario Victory Conditions or broken the opposing squad. As long as any of his teammates continue play of their respective scenarios, he may assist them by firing across the LOS Divider or sending them reinforcements.

41.91 Whenever a player is defeated, his forces are removed from the game. However, the victorious player may continue to play by himself if the Time Limit in that scenario has not yet been reached. The victorious player continues to draw cards from his own Draw Pile and play and discard cards from his hand during his turn as before except that now only the opposing player(s) from the different game(s) may fire on him and he will be the only player drawing from his Draw pile. However, such players cannot discard Terrain or Wire (or place Smoke) on his opponent's groups due to 41.6.

41.92 What an unopposed player should do to help his teammate(s) is dependent on many variables such as the relative time remaining in his and adjacent games, the amount of urgency for assistance for a neighboring player, current card hand, number of pinned troops, the LOS Divider card, present group arrangement and terrain, etc. However, because a player can send only one reinforcing group into an adjacent game he must strongly consider whether it is worthwhile to take the time to increase the size of that group through Lateral Group Transfer or Individual Transfer before sending those reinforcements.

41.93 The Team Game continues until the Time Limit has been reached in the last ongoing game between two opponents. Should the Time Limit expire first in any of the other games, that player(s) is unable to assist his allied player(s) in any way and play in that game section ceases.

42. CAMPAIGN GAME—

42.1 By keeping records of the fate of individual men from one game to the next an interesting study can be made of the long range effects of combat experience on a squad and its fighting capability. To engage in a Campaign Game, merely select a given number of scenarios to be played and the order in which they are to be played. These scenarios may be of the DYO type; but they and the number of such games which will compose the series should be designated prior to the start of a Campaign Game. The individual scenarios of the Campaign Game may have a wide assortment of victory conditions, men, and equipment. However, in each case, the actual infantrymen of the scenario are taken from a pool of the men that come with the game. These men are listed on a roster kept by the owning player

which denotes their defense values, rank, and experience. The owning player must use the men called for by the scenario if they are still available. If not, he must choose other men from his roster with the same weapons (*EXC: leaders may be armed differently*) which will fill the infantry requirements of the scenario to be played. However, he cannot have more than one SL and one ASL. If he has no men available armed as per the scenario requirements, he must revive the listed man through the replacement procedure (42.41) except for those who are a SL, ASL, or Commissar. *EXC:* A player may replace any listed man armed with a Rifle with another man armed with a Machine Pistol, but only if no other men armed with Rifles are available to replace that man (and vice versa).

42.2 The player can choose which man from his roster of available men will be the SL and/or ASL if he does not have the one(s) specified by the scenario. However, a SL must have the rank of SSG, SGT, CPL, JR SGT, or Commissar, must have a KIA value of 8, and must be armed with either a Machine Pistol, Rifle, or Assault Rifle. *Note: Carbines, Semi-Automatic Rifles, and Bolt Action Rifles are all interchangeable for purposes of choosing a replacement with the same weapon.* An ASL must have the rank of CPL, JR SGT, PFC, or Commissar and a KIA value of 8. An ASL cannot have a higher rank than the SL. If no men with these qualifications are available, the player must pay for a transfer (42.5). If an ASL armed with a LMG is needed to be the SL for a scenario, he may do so, but must exchange weapons (using the proper weapon chits) with another listed man prior to the start of play.

42.3 Once a few scenarios have been played in a Campaign Game, the defense values of men will often vary from those printed on their card. Therefore, players should place Morale and/or Panic value chits next to those Personality cards with a defense value which has changed to other than its printed value. The black numbered chits are new Morale values; the red numbered chits are new Panic values. Additional chits bearing the term "SSG", "SL" or "ASL" are available for men elevated to that status. In addition, a limited number of "blank" Personality cards are provided for each weapon type and nationality so that players may pencil in new values for play if they prefer. Remember that the CCV of a man whose Morale value or weapon has changed must be calculated separately.

42.4 ROSTER: A player updates the records of each of his men until that Personality is lost by CC, a KIA result, capture, or non-survivable Panic. A man who is removed from a game due to Rout is considered to have survived the scenario in good health and remains on the player's Campaign Game roster. A man always enters the next scenario with a functioning weapon of the type listed on his card regardless of the state of that weapon at the end of the previous scenario or any acquisition of a different weapon during a previous scenario. Any AFV and/or IG called for in a scenario is considered an auxiliary force appearing from outside the Campaign Game roster. Such forces are not recorded on the roster nor manned from among the men on that roster. A man who survives a scenario with a wound is not eligible for use in the next three scenarios, but remains on the roster for use thereafter. Write "Wound" in the KIA column and the letter of the next scenario which he is eligible to participate in.

42.41 REPLACEMENTS: Whenever a man is killed, a check mark is placed in his KIA column. That man is unavailable for future use until a scenario Force listing of him cannot be satisfied by substitution of a like-armed man from the roster. At that point, the man must be recreated as a replacement. Erase the check mark in the KIA column, place one in the "Replacement" column, and subtract one Campaign Game Victory Point from your score. The replacement's initial rank is always Private and his Morale and Panic Defense values are as depicted on his card, but his initial KIA value is always a "7" ("6" if armed with a flamethrower). The "KIA" value must be so noted with a "KIA 7" chit next to his card when in play and by writing a "7" in the KIA column. His new rank of PVT must also be recorded in the "Rank" column.

42.42 ROUT: Place a check mark in the ROUT column of a man who routs safely from the game. At the conclusion of the scenario any man which has left that scenario as a result of Rout (6.531) has *either* his MORALE or PANIC Defense value lowered by 1 (to a minimum of 0). The owner may decide which value to decrease, but may never have a PANIC value which is < the MORALE value. The new defense value is entered on the Roster for that man in his MORALE or PANIC column and is subject to change again depending on how the man does in future scenarios. Should his defense values be reduced to 0 for both Panic and Morale, the man is considered KIA instead. A man removed due to Rout earns a slash mark in the SURVIVAL column, and loses all accumulated ELAN points earned to date. After all these alterations to the roster have been made, erase the check mark in the Rout column.

42.43 ELAN: A man may improve his Morale and/or Panic Defense values by gaining Elan points during the course of play. Elan points are recorded immediately as they occur in the Elan section of the Personality Roster. Elan points can accumulate from one scenario to another and are earned for the following events:

ELAN POINTS	EVENT REQUIRED
1	Win Scenario
2	Wounded or unpinned at end of Scenario (each occurrence)
3	Used Hero Card
4	Kill an enemy in CC (fully manned IG counts as 3 enemy) or destroy* an AFV with a bazooka/panzerschreck/panzerfaust
5	Destroy* AFV with Demo Charge or ATMM; kill or break three or more men with Demo Charge
10	Destroy* AFV in CC without secondary weapons
X	Infiltrate an enemy group and fire double firepower into that group resulting in removal or pinning of at least one enemy due to that fire. Elan points earned equal the number of unpinned men in the defending group prior to resolution of the attack.

*Immobilization of AFV is worth two less points; a man cannot gain points for both the immobilization and elimination of the same AFV.]

42.44 At the end of a scenario in which a man has participated, he may trade 5 Elan points for a one increment improvement in his MORALE or PANIC Defense values. MORALE and PANIC Defense values can never be increased higher than 7. In choosing which value to increase, keep in mind that the PANIC value can never be < the MORALE value. Any Elan points exceeding 5 must be carried over for use after a future scenario in which the man takes part. Finally, place a slash mark in his PROMOTION column whenever he has improved his MORALE or PANIC Defense value. In a Team Game, such purchases of Defense value improvements cannot be made until after the end of all scenarios played within that Team Game. However, in a Team Game, a man may earn Elan points (or lose them by routing) by being unpinned at the end of both his own scenario at the point he wins that scenario and any scenario he is transferred into in a Team Game.

42.45 SURVIVAL: Record a slash (/) in the Survival column of every man which participates in a scenario without being killed including those who have routed away safely. After a replacement has accrued 5 slash marks in the Survival column, his KIA value changes from 7 to 8, (or from 6 to 7 in the case of a man armed with a Flamethrower) and should be so noted in the "KIA" value column of the roster and the slash marks erased from the Survival column. KIA values can never be increased higher than 8 (or 7 for a man armed with a flamethrower), and apply only to the Personnel card's normal side. KIA values are always one higher on the Pinned side.

42.46 PROMOTION: A man is eligible for promotion whenever the sum of the slash marks in his SURVIVAL and PROMOTION columns equals 10 or more. Erase all slash marks in the SURVIVAL and PROMOTION columns of the man's Personality Roster and promote the man to the next higher rank. Commissars are not eligible for promotion, nor are they considered equivalent to or > any military rank. A SSG acting as a SL increases the player's nationality hand capacity by one card as long as he remains in play and unpinned. Rule 15.2 remains in effect; the only difference is that the nationality limit on the number of cards which make up a player's hand is one greater to start with, and thus when the SSG SL becomes pinned or removed, that limit is reduced to two less than that nationality's increased hand capacity.

42.47 RANK: Rank equivalents of the various nationalities are as follows:

ABBREVIATION:	AMERICAN:	RUSSIAN:	GERMAN:
SSG	Staff Sergeant	Starshi Serzhart	Feldwebel
SGT	Sergeant	Serzhart	Unterfeldwebel
JR SGT		Mladshi Serzhart	
CPL	Corporal	Yefreytor	Unteroffizier
PFC	Private First Class		Gefreiter
PVT	Private	Ryadovoi	Obersoldat

42.5 TRANSFER: A player who finds himself with no man on his roster capable of being a SL may pick one at random from the previously eliminated SL cards which are not available for replacement, and return him to the roster. The man is not penalized as a replacement by having his KIA value lowered, but he does count as a Transfer which costs seven Victory Points (see 42.8). A Russian player in need of a SL must shuffle the Commissar card amongst the SL cards before randomly drawing one. The same process holds true for transfer of an ASL, except that SL's are not eligible. Note that players are under no obligation to have an ASL and may chance play without one.

42.6 WITHDRAWAL: Unlike the basic game, in the Campaign Game a player has the option of accepting the better part of valor and leaving the field (and the scenario) to the enemy so as to save his force from further punishment and preserve their fighting strength for future scenarios in which the odds might be more in their favor. He may withdraw a group at range chit 0 (or less) from play if that group is capable of normal movement by playing a red Movement card in the retreat mode on that group. The mere act of Retrograde behind range chit 0 does not by itself qualify as a withdrawal attempt. The player must state that he is attempting to withdraw the group, and in so doing he concedes victory in that scenario. The group may never return. To successfully withdraw, the group cannot

be encircled and cannot be successfully pursued (see 42.7). Any man who successfully withdraws earns the two Elan Points awarded for ending a scenario unpinned.

42.7 PURSUIT: Instead of ending a scenario as soon as the Victory Conditions have been met, or the enemy has given up by attempting withdrawal, or the enemy squad has been broken, the player who has won the scenario has the option of attempting to continue play in hopes of causing further casualties if the following conditions are met.

42.71 To pursue, the current Draw pile must still have cards remaining.

42.72 To pursue, the winning side must have an unpinned SL (not ASL) or Commissar in play who passes a Morale Check by drawing a RNC (ignoring the color) < his current MORALE value. The SL is not pinned if he fails this Morale Check; he merely decides not to pursue and the scenario ends immediately. Pursuit is limited to those opposing groups which have not yet withdrawn and to those which have withdrawn but are still at Relative Range 5 to any pursuing group after the pursuing player's turn. Any group which has announced its withdrawal as per 42.6 and is at Relative Range 4 (or further) from the closest enemy group at the start of its own turn is immediately removed from play.

42.73 Pursuit continues until the present Draw pile is exhausted, or all enemy groups have successfully withdrawn from play.

42.74 Once a scenario is won, it counts as a win for that player regardless of what transpires during the course of the pursuit. However, Elan Points and Panic penalties continue to accumulate during the Pursuit and are not awarded until the scenario ends.

42.8 VICTORY CONDITIONS: The winner of the Campaign Game is that side having the most Campaign Game Victory Points. Campaign Game Victory Points are awarded as follows:

VICTORY POINTS:	EVENT REQUIRED:
12	Won Scenario
-3 + -X	Lost Infantry Gun
-5 + -X	Lost AFV
-1	Per KIA (including Commander Killed losses of AFV or IG)
-7	Required Transfer of SL, ASL, or Commissar

X = Number of Victory Points equal to boxed Effect Number of AFV or IG

42.9 PERSONAL CAMPAIGN: Players may wish to enliven their Campaigns by using one of the blank Personnel cards to represent themselves. Fill in one of the Rifle or Machine Pistol blank Personnel cards with your name. Your initial rank on the roster will be Private and your Morale/Panic values will be 2/3 if German, 2/4 if American, or 3/4 if Russian. Your normal KIA defense will be 8. You will be subject to normal Panic, Elan, Promotion, and Survival rules. However, you will appear automatically in every scenario as an extra man (who cannot be replaced by a similarly armed man) in addition to the specified forces of that scenario so it will behoove you to improve your namesake's abilities for purposes of winning the Campaign as well as the vicarious joy of surviving yet another fire fight in absentia. If killed, you must come back at a cost of one Campaign Game Victory Point as a green replacement with a KIA value of 7 and the same Defense values you started the Campaign with. If wounded, you have the option of coming back as a green replacement which eliminates the Wounded man from further consideration, or playing the next three scenarios without your namesake (and the corresponding extra man).

[SAMPLE CAMPAIGN GAME: Although the most interesting Campaign Games will be those you design yourself using rule section 43, the following suggested Campaign Game format is provided as a ready made base from which to experience this unique game experience. Players who like statistical analyses of games and who are not bothered by the paperwork problems associated with record keeping are urged to try a Campaign Game. Only by play of scenarios within the context of an overall format wherein individual scenario victory conditions are not the sole factors to be considered, does one begin to experience the difficulty of the life and death decisions made on the battlefield. Knowing when to admit defeat and save your force to fight another day becomes more important than attaining individual wins. More importantly, one gains an appreciation of the value of veteran troopers within the framework of a squad when he considers the alternative of going into his next action with green replacements. It makes for a highly rewarding and unique gaming experience, which due to the short playing time of UP FRONT, is quite playable in the course of a few evening's play.]

Our sample Campaign Game consists of playing Scenarios A, B, D, E, F, G, H, C, & L in that order. If the next scenario to be played is not a Meeting Engagement, the player with the most Victory Points at the conclusion of the last played scenario is the attacking force. Should the two players be tied in Victory Points, the player who won the last scenario, is the attacking force.

43. DESIGN YOUR OWN—

You can "Design Your Own" scenarios for UP FRONT in several different ways. Three easy methods are recommended here. All use a tabulation of the Point Values printed on the front of each Personnel card to accommodate a purchase of forces equal to or less than a given number of DYO points. In addition, special capabilities such as Snipers, Elite forces, and certain secondary weapons can be purchased to augment a player's forces.]

43.1 PLAY BALANCE: In this version of DYO, players select a scenario from the 12 provided (or others they may have designed themselves) and pick the side they wish to play. If both players want the same side, each secretly records the number of DYO points he is willing to give his opponent to allow him to play his preferred side. The player who has written the highest number of points gets to play his preferred side, but the other player may use the DYO points bid by his opponent to augment his force by purchase of additional forces using those DYO points.

43.2 REPLAY: In this version of DYO one player selects a scenario to be played from those provided in the game, and the other player chooses his side. The year of the scenario is determined by drawing a RPN and consulting the TIME FRAME Table. Only those Personnel cards available within that time frame may be purchased for that scenario. All Personnel cards without "AVAILABLE" information printed on the reverse of their cards may be used in any scenario. Each player then secretly selects his force from among the Personality cards provided in the game using a number of DYO points not to exceed the number printed in red on the Scenario card for their respective side of the scenario being played. DYO purchases must include a maximum and minimum of one SL and one ASL (a Commissar may be substituted for either). Players should agree beforehand whether or not to exclude the use of Infantry Guns and/or AFV's in scenarios not originally using them. All other conditions of the scenario remain unchanged, although Sniper capacity can be bought (or strengthened) by a player without it.

43.3 BIDS: In a Bid DYO, a scenario including the defensive force is randomly constructed, and then both players secretly bid for the right to attack it with a force of their own design.

43.31 Determine the nationalities to be played and their roles by drawing a RPN and consulting the TACTICAL POSITION Table.

43.32 Determine the year the scenario takes place by drawing a RPN and consulting the TIME FRAME Table.

43.33 Determine the Victory Conditions for the scenario by drawing a RPN and consulting the VICTORY CONDITION Table, or by mutual agreement.

43.34 Determine the Time Limit for the scenario by drawing a RNC and noting the color. All 0 or black RNC's are three deck time limits; all red RNC's of 1-6 are four deck time limits.

43.35 Both players determine the composition of the defending force by mutually selecting the defending Personality cards to be used, taking into consideration the Victory Conditions, Time Limit, Deck Composition, and Cover Card allotments already determined.

43.36 Both players now secretly record the minimum attacking force they feel is necessary to accomplish the Victory Conditions and total the DYO point expenditures they have made to arrive at an overall point cost for their force. Players simultaneously reveal the composition and point value of their attack force. The player with the least expensive attack force becomes the attacking player with the force he has selected. The remaining player receives the defending forces selected in 43.35. Point value ties are resolved with a RNC draw. The game now begins normally per rule section 3, and with the attacking player always playing first.

43.4 REINFORCEMENTS: Players wishing to purchase reinforcements may do so at reduced cost, determined by the earliest possible arrival time of the units into the scenario. To determine the adjusted point value of reinforcements, total the DYO point values of all purchased reinforcements which are eligible to enter at the end of each deck and multiply that sum by the proper percentage to determine the adjusted Point value of those reinforcements as a group (all fractions rounded up). Reinforcements are discounted in point value as follows:

Arrival After One Deck $\times .8$
 Arrival After Two Decks $\times .5$
 Arrival After Three Decks $\times .2$

43.41 The total number of Reinforcements can never exceed half the number of Personality cards in the starting force even if they arrive at two different times.

43.42 If an AFV enters as a Reinforcement, it must arrive at range chit 0.

43.5 TROOP TYPES: Players may purchase a troop type other than "Line" by increasing their total DYO point expenditures by 15% for Elite forces, or decreasing their total DYO point expenditures by 15% for Second Line troops. Partisans may be purchased by the Russian player at a discount of 5%.

43.6 SNIPERS: Minefield, and Pillbox cards are always treated as Cover cards unless allocated to the defending player at the outset by the scenario in play or the Victory Condition Table. Snipers are always allocated to the defending player. The attacking player in a DYO scenario may purchase use of the Sniper cards, but he may never use Minefield or Pillbox cards as

anything other than a Cover card. Note that a player may also purchase "insurance" for his Sniper capability in the form of a second Sniper which enables him to continue using Sniper cards until he has suffered two successful Sniper Checks. Sniper capability costs 35 points. Double Sniper capability costs an additional 15 points.

43.7 SECONDARY WEAPONS: In addition to purchase of Personnel cards, the following special Secondary Weapons may be purchased in chit form to be carried by any designated infantryman in addition to his principal weapon.

ATMM: 7 AVAILABLE: 1944
 Panzerfaust: 25 AVAILABLE: 7/43
 Demolition Charge: 50
 Radio, Fire Strength 5: German 42, U.S. 50, Russian 22
 Radio, Fire Strength 6: German 84, U.S. 100, Russian 44
 Radio, Fire Strength 7: German 126, U.S. 150, Russian 66

TIME FRAME TABLE

RPN*	1	2	3	4	5	6	7	8	9
YEAR	1945a	1944b	1944a	1943b	1943a	1942b	1942a	1941b	1941a

*If vs U.S. use column 6 of the RPN card; if vs Russian use column 9 of the RPN card.
 a = January through June; b = July through December

VICTORY CONDITION TABLE

RPN* SITUATION

- The attacking player must have twice as many Victory Points as the defending player at the end of the scenario. Territorial Victory Points are awarded only by multiplying the number of unpinned Personality cards in each group occupying Buildings terrain at the end of the scenario by its range chit. Casualty Victory Points are awarded normally. The Pillbox, Marsh, and Stream cards are treated as Cover cards. Remove the first four Woods cards.
- The attacking player must have twice as many Victory Points as the defending player at the end of the scenario. The Pillbox card is treated as a Cover card. Remove the first four Buildings cards.
- The player with the most Victory Points at the end of the scenario is the winner. The Pillbox card is treated as a Cover card. Remove the first four Buildings cards.
- The player with the most Victory Points at the end of the scenario is the winner. However, aggressive action Victory Points are awarded only to those Personnel cards occupying Buildings terrain. Victory Points for casualties are awarded normally. The Pillbox card is treated as a Cover card. Remove the first four Woods cards.
- The attacking player wins by eliminating all Personality cards in the Pillbox or if the Pillbox becomes vacant. The defending player wins by avoiding the attacker's Victory Conditions. The defending player receives the Pillbox card prior to setup. Remove the first Stream card and the first four Buildings cards.
- The first player to have four unpinned Personality cards in one or more non-infiltrated groups with a "4" range chit in terrain which will reduce the Fire Strength of any attack against them is the winner. If neither player accomplishes this by the time limit, the defending player wins. The Pillbox card is treated as a Cover card. Remove the first four Buildings cards.
- The attacker wins if he can bring at least half of his force unpinned to Relative Range 5 of any defending group and in terrain which will reduce the Fire Strength of any attack against them. The defender wins by avoiding the attacker's Victory Conditions. The Pillbox card is treated as a Cover card. Remove the first three Buildings cards.
- The attacker wins by eliminating more than half of the defender's force before his own squad is broken. Treat the Pillbox card as a Cover card. Remove the first five Building cards.

*Use column 8 of the RPN card.

UNIT TYPE TABLE

YEAR	1945a	1944b	1944a	1943b	1943a	1942b	1942a	1941b	1941a
German S:	1-5	1-4	1-3	1-2	1	—	—	—	—
L:	6-9	5-8	4-8	3-7	2-7	1-7	1-7	1-8	1-9
E:	0	9-0	9-0	8-0	8-0	8-0	8-0	9-0	0
Russian S:	—	—	1	1-2	1-3	1-3	1-4	1-4	1-3
L:	1-5	1-6	2-7	3-7	4-7	4-8	5-9	5-0	4-0
E:	6-0	7-0	8-0	8-0	8-0	9-0	0	—	—
U.S. S:	1	1-2	1-3	1-4	1-5	1-6	—	—	—
L:	2-7	3-8	4-8	5-9	6-9	7-0	—	—	—
E:	8-0	9-0	9-0	0	0	—	—	—	—

Use 0 RPN; S = Second Line, L = Line, E = Elite

TACTICAL POSITION TABLE

RPN	Attacker vs Defender
1	Russian vs German
2	German vs Russian
3	American vs German
4	German vs American

*Use column 4 of the RPN card

AMERICAN CAMPAIGN GAME ROSTER

# NAME/WEAPON	1 RANK	2 KIA	3 REPLACED	4 MORALE	5 PANIC	6 ROUT	7 ELAN	8 SURVIVAL	9 PROMOTION
1. Burnett/MP			T						
2. Moores/MP			T						
3. Fox/BAR									
4. McElroy/R									
5. Frattali/R									
6. Smith/R									
7. Anderson/R									
8. Burke/R									
9. Myers/R									
10. Watson/R									
11. Greenwood/R									
12. Edwards/R									
13. Spoulos/BAZ									
14. Towle/BAZ									
15. Nixon/MMG									
16. Moras/FT									
17. Ransom/CAR									
18. Allen/CAR			T						
19. MacGowan/BAR									
20. Hull/R			T						
21. Maly/MP									
22. Cantatore/MP									
23. Coates/MP									
24. Crain/MP									
25. Coggins/MP									
26. Degi/MP									
27. Martin/MP									
28. Shelley/MTR									
Personal/									

VICTORY POINTS:

NOTES:

1. Improves if Survival + Promotion = 10
2. Cannot be > 8; if wounded miss 3 games; erase all other columns if checked
3. Replace KIA check mark with 7; / = 1 VP; T/ = 7 VP
4. Cannot be > 7 or PANIC; if improved enter / in Promotion column
5. Cannot be > 7 or < MORALE; if 0 treat as KIA; if improved enter / in Promotion column
6. Reduce MORALE or PANIC by one; enter / in Survival column
7. Five Points required for improvement of one in MORALE or PANIC
8. Enter / if in play at game end; five Survivals improves KIA 7 back to 8
9. Enter / if in play at game end; enter / whenever man improves rating

FREQUENTLY ASKED QUESTIONS & ANSWERS

3.6 When a scenario states that a certain type of card must be removed from the deck when discarded unused or as a RNC/RPC draw, is it considered a "scenario defined Cover card"?

A. Yes; in other words, a Buildings card can never be placed during Prepare For Play in Scenario A.

4.3 & 14.5 During a multi-card discard, can a player observe the results of one discard before deciding where and/or if to discard another?

A. No

7.32 Can a group with pinned men reject terrain?

A. Yes

7.32 Can a player with a multi-card discard capability, discard one terrain card on a group, have it rejected, and still discard another terrain card on the same group in the same turn? Even if the two were discarded simultaneously?

A. No. No.

10.2 Can you play a Rally card on a group with no pinned men in order to get it out of your hand?

A. No!

16.4 Do you really mean that no VPs are awarded for moving men at the end of a Scenario even if they are at range chit 5?

A. Yes, that's the risk you take when waiting for the relative artificial safety of the end of the deck to move. The rule was created especially to discourage such unrealistic tactics.

16.42 Would a Wire card on top of a Wall card negate that group for Victory Conditions fulfillment if an opposing group exists which is not directly opposite it?

A. No, even if no opposing group were directly opposite it to be affected by the TEM; the wall card is not reduced to total ineffectiveness and therefore can be used to fulfill Victory Conditions . . .

unless there are two Wire cards on it. Similarly, an occupied Hill's +1 modifier cannot be used to negate the defender's TEM for purpose of fulfilling Victory Conditions.

17.1 & 17.7 Can you play a Flank card sideways merely to allow you to change terrain or ford a stream without gaining either of those benefits?

A. Yes

17.613 Are the panic values reduced for purposes of rout resolution?

A. No. The Panic value is decreased; not the Rout formula on the back of each man's card.

17.62 If an encircled group retreats so that both the encircling groups are in front of it, but still closer than RR 1 is the encirclement broken?

A. Yes.

17.7 When making a Lateral Group Transfer can another Movement card be subsequently played

on one of the involved groups in the forward/reverse mode before completing the transfer by placement of a Terrain card?

A. No.

17.8 Can a man being transferred between stationary groups be affected by a red To Hit RNC draw?

A. Yes, as per 25.31, the transferred man is effected the same as the defending target group.

17.8 May a man make an Individual Transfer into or form a group that has a Movement card in play from a previous turn?

A. Yes; "and may not move from that range chit until a turn after the transfer chit is removed."

17.8 Can men in the process of individual transfer fire?

A. Yes, and as part of either group, but by including them in an attack the Fire Strength of that

GERMAN CAMPAIGN GAME ROSTER

#	NAME/WEAPON	1 RANK	2 KIA	3 REPLACED	4 MORALE	5 PANIC	6 ROUT	7 ELAN	8 SURVIVAL	9 PROMOTION
1.	Diettinger/MP			T						
2.	Hessel/MP			T						
3.	Schussel/LMG									
4.	Schumacher/R									
5.	Shultz/R									
6.	Bernhoff/R									
7.	Beck/R									
8.	Wollak/R									
9.	Streich/R									
10.	Wolff/R									
11.	Gerhart/PSK									
12.	Griess/LMG									
13.	Wittenberg/MMG									
14.	Wagner/FT									
15.	Volke/AR									
16.	Schaeffer/ATR									
17.	Hauptmann/MP									
18.	Posner/MP									
19.	Schlaffer/AR									
20.	Frantz/PSK									
21.	Hamblen/MP									
22.	Loth/MP									
23.	Stahler/MP			T						
24.	Steiner/MP			T						
25.	Bauer/MTR									
26.	Kubler/AR									
27.	Klapp/AR									
	Personal/									

attack must be halved as Moving Fire even though the remainder (and perhaps the majority of the firing group) was not moving. However, only those men engaged in the transfer would be subject to halving of firepower for their Bolt Action rifles, and the player always has the option of attacking without the transferring men so as to avoid the Moving Fire penalty.

19.13 & 19.14 These rules seem contradictory on the malfunction of a weapon of a designated Assistant crewmen; which is correct?

A. Both are. 19.14 refers to already malfunctioned weapons and those of pinned men and takes precedence over 19.13 when either of those conditions exist. In other words, the weapon of a designated assistant crewman is safe from malfunction unless he is pinned or that weapon has already malfunctioned.

19.15 Does a non-fully crewed LMG (or a captured weapon) automatically malfunction if firing from a group containing only regular rifles on a red 6 RNC?

A. No. The LMG or captured weapon would automatically malfunction on a red 5 RNC; but should a red 6 RNC be drawn, the question of which weapon may malfunction is resolved normally.

19.15 If a fully-crewed LMG is using its bracketed FP to fire from a Stream, does it malfunction on a red 5 RNC?

A. Yes.

19.3 & 20.56 Can more than one repair attempt be made per group per turn or can more than one man drop his infiltrator status per group per turn?

A. No; "sole action".

20.2 May a player elect to cancel remaining designated infiltration attempts upon seeing the results of earlier ones?

A. No—that's why they have to be pre-designated to begin with.

20.8 Is the last played terrain card of an infiltrated group which has been eliminated while in the act of a double move subject to capture?

A. No—because it is occupying Open Ground. However, that Open Ground could be captured by claiming the first Movement card and flipping it over.

20.8 When a group is eliminated in CC and its terrain captured, is the capturing group also entitled to a change of range or Group 1D chits?

A. No.

21.2 Does an infiltrator who sets off a Demolition Charge lose his infiltration status?

A. Yes as per normal application of 20.53.

21.2 How can the Demolition Charge be used with a strength of 8 against an AFV?

A. It cannot. A Demo Charge can be used vs armored targets only in CC and only as a +4 CC DRM (28.81).

21.3 Do Smoke or Wire cards modify a Demo Charge attack?

A. Only those on the defender's group—not the attackers.

23.8 Can a pillbox be encircled?

A. Yes, but 23.8 overrides the effects of 17.612; i.e. Flanking Fire vs a pillbox is obtainable only by 23.7.

24.33 How does an AFV exit a minefield?

A. Minefield attacks vs an AFV are treated exactly the same as if they were against an infantry group except that it attacks with a base anti-armor strength of 1.

28.46 Does this flank shot apply to non-ordnance shots when an AFV plays a Sideways movement card?

A. No.

28.61 Can a Concealed card be played to aid the defense of an AFV or its crew against a non-

ordnance attack?

A. No.

28.8 Once a man has infiltrated vs an AFV, does he have to play a Movement card or undergo a Morale Check in order to attack that AFV?

A. No. Either a Morale Check or Movement card was required for the infiltration attempt, but once infiltrated, the CC attack occurs immediately with no further requirements.

28.9 What effect does being Hull Down have on an Infantry Gun being fired on by non-ordnance weapons?

A. None, other than the normal application of the terrain card's TEM.

Scenario I has ended with the German having more Victory Points but not having at least half his force at range chit 5; did the German win?

A. No; "The Partisan wins by avoiding the German Victory Conditions."

RUSSIAN CAMPAIGN GAME ROSTER

#	NAME/WEAPON	1 RANK	2 KIA	3 REPLACED	4 MORALE	5 PANIC	6 ROUT	7 ELAN	8 SURVIVAL	9 PROMOTION
1.	Rostov/R			T						
2.	Burlak/LMG			T						
3.	Petrovsky/R									
4.	Yastreboft/R									
5.	Storchillo/R									
6.	Soloviev/R									
7.	Kristov/R									
8.	Chernenko/R									
9.	Nosenko/R									
10.	Kvasnikov/R									
11.	Sokoloff/R									
12.	Vakuta/R									
13.	Zaharoff/R									
14.	Zayakov/R									
15.	Uihailoft/R									
16.	Semenov/MMG									
17.	Kirilenko/FT									
18.	Mihailoft/ATR									
19.	Dottski/MP			T						
20.	Knezevich/MP									
21.	Aliev/MP			T						
22.	Igorski/MP									
23.	Podgorny/MP									
24.	Baibakov/MP									
25.	Korniev/MP									
26.	Zorin/MP			T						
27.	Symsilov/MTR									
28.	Borisoft/LMG									
	Personal/									

VICTORY POINTS:

NOTES:

1. Improves if Survival + Promotion = 10
2. Cannot be > 8; if wounded miss 3 games; erase all other columns if checked
3. Replace KIA check mark with 7; / = 1 VP; T/ = 7 VP
4. Cannot be > 7 or PANIC; if improved enter / in Promotion column
5. Cannot be > 7 or < MORALE; if 0 treat as KIA; if improved enter / in Promotion column
6. Reduce MORALE or PANIC by one; enter / in Survival column
7. Five Points required for improvement of one in MORALE or PANIC
8. Enter / if in play at game end; five Survivals improves KIA 7 back to 8
9. Enter / if in play at game end; enter / whenever man improves rating

QUESTIONS

Questions on the rules of play of *UP FRONT* will be answered only when presented in a Yes/No format and accompanied by a self-addressed return envelope bearing sufficient return postage. Questions on tactics, history, or design will not be answered outside the pages of our bi-monthly gaming magazine, *THE GENERAL*. Players wishing to learn more about *UP FRONT* should order the Vol. 21, No. 1 issue of *THE GENERAL* which featured articles of strategy, contests, design comments, and a discussion of the new British and Japanese cards for the game.

MORE UP FRONT

Players who enjoy *UP FRONT* won't want to miss the companion game in the series: *BANZAI*. *BANZAI* is an expansion set for *UP FRONT* which provides new rules, counters, and cards for the Japanese and British. For current prices of *BANZAI* and/or *THE GENERAL* request a current Parts List.

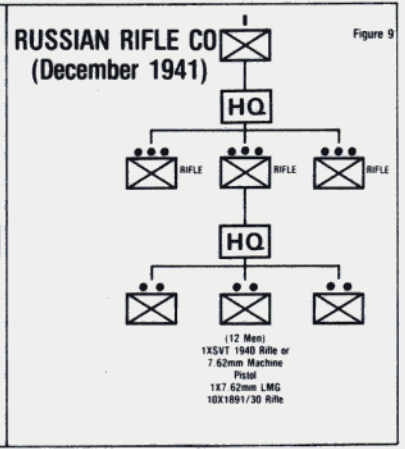
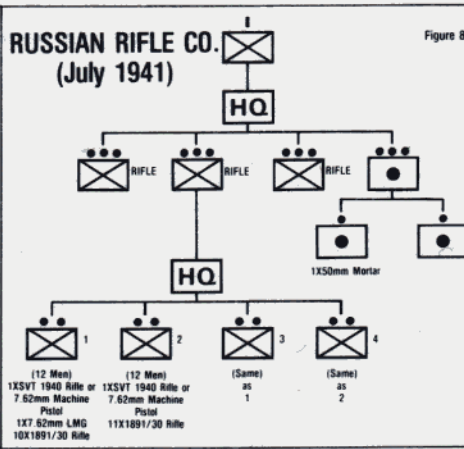
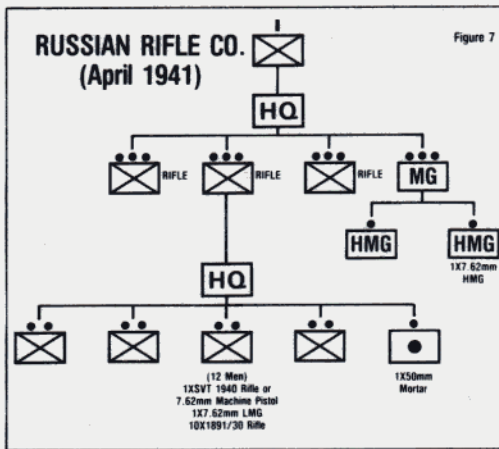
SECOND EDITION

This is the second edition of *UP FRONT*. All rules, cards, and counters found herein take precedence over all previous components of the game.

Scenario L Continued from Page 35

VICTORY CONDITIONS: The attacking player wins immediately if he has four unpinned Personality cards in one or more uninfilitrated groups at range chit 5 in terrain which will reduce the Fire Strength of any attack against them. The defender wins by avoiding the attacker's Victory Conditions.

DY0: ATTACKER: 516, DEFENDER: 317



In marked contrast to the Volksgrenadiers were the units of the Waffen SS. Organized similarly to the 1944 type infantry units (see figure 6), the SS had slightly stronger components and were always the first units to receive replacements. At squad level this meant an additional LMG which made the squad a formidable unit indeed. Newer equipment such as the StG44 Assault Rifle was also issued first to these units. This weapon had the massive firepower of a submachine gun for close assaults, yet could fire accurately as a semi-automatic rifle at long range. Mainly appearing on the Russian front in the summer of 1944, the Americans did encounter units thus equipped during the Ardennes Offensive.

RUSSIANS: The Russian tendency not to closely adhere to their official unit tables of organization was even more pronounced. Unlike most armies, the Russians allowed their front line commanders the right to reorganize their Rifle Divisions. This tended to become extremely common late in the war. In addition, it should be noted that it was very seldom that the Rifle Companies ever attained their full strength on the battlefield.

The main Russian infantry weapon was the 1891/30 7.62mm bolt-action rifle. Originally the SVT 1940 semi-automatic rifle was to replace it, but because of numerous problems only a select few NCO's received them. By 1943, all officers had received machine pistols and the SVT 1940 fell almost completely from use.

The company organization at the outbreak was very similar to that of Germany (see figure 7). In July of 1941 a new organization was issued reflecting more realistically the true battered condition of the Russian Army after the opening battles of the war (see figure 8). After the summer-autumn rout of 1941, the company was cut to a minimum losing most of its support weapons and reducing the number of squads in a platoon from four to three (see figure 9). In July of 1942 the lost rifle squad was returned, but the number of men in each squad fell from 12 to nine (see figure 10). In addition, each company received a platoon of three 50mm mortars. By the end of 1942 the Rifle company organization stabilized until late 1944-45 (see figure 11). The major change here was in the inclusion of a machine gun section and the addition of an extra LMG to two of the four squads. It should be noted however that it is extremely doubtful that many Rifle

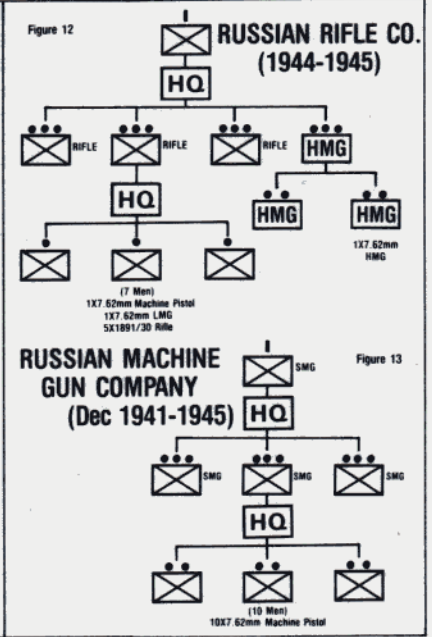
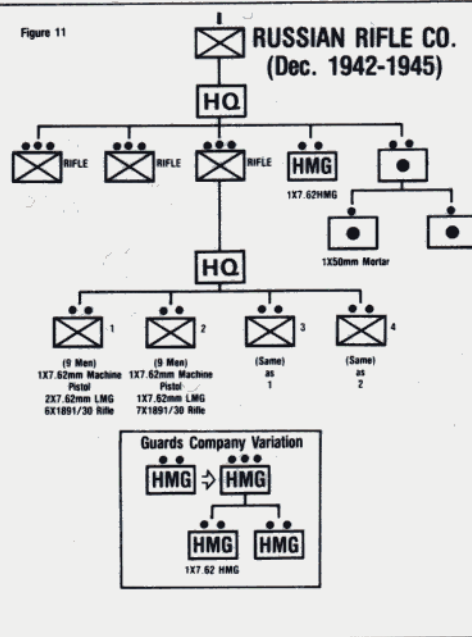
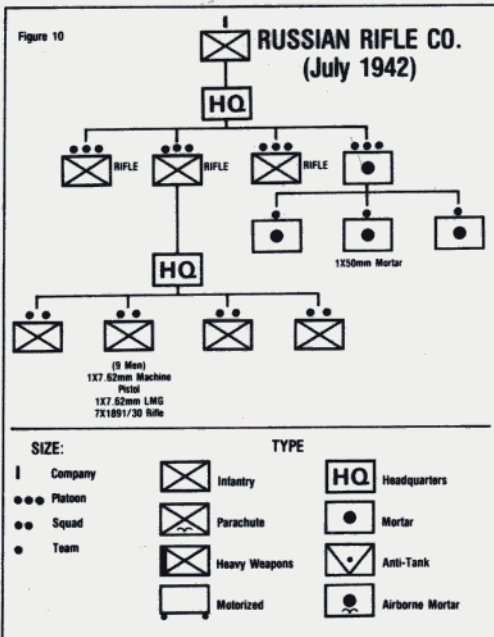
squads had more than one LMG at a time. In addition, by 1943 the 50mm mortars had lost most of their favor among the troops and had fallen into disuse.

In late 1944 the final organization change was made which cut the company back to a new low by eliminating one squad and reducing the others from nine to seven men each (see figure 12). This mattered little in reality as the war was almost over and Germany near collapse.

December of 1941 brought a rather unique company organization to the Russian Army, the Machine Pistol company. These companies were armed totally with machine pistols and had no support weapons of any kind (see figure 13). Each Rifle Regiment had one such company but after 1943 many Rifle Regiments disbanded their separate Machine Pistol companies and formed a Rifle company with machine pistols rather than rifles. Because the LMG's and HMG's of the latter were retained, the company became much more effective than the pure Machine Pistol company.

The Russians fielded another infantry formation from September of 1941 on. These elite troops known as Guards units were organized only slightly different from the normal rifle units on the company level. Guards units were not created from scratch as was a Rifle Division but from existing units which had distinguished themselves in combat. Generally, there were more machine pistols, heavy machine guns and anti-tank rifles distributed to justify the "Guards" label. In addition, each Guards Rifle Regiment had two Machine Pistol companies instead of the one found in a normal Rifle Regiment.

TACTICS: The basis of all infantry tactics lie in one key element commonly referred to as "fire and movement". Although this is sometimes regarded as two distinctly different elements, in application on the battlefield they cannot be separated. The enemy is defeated by fire which disrupts, confuses, and finally displaces him, while movement gains the position to effectively continue the fire and continue the displacement. Forward movement requires a good base of fire and proper use of the surrounding terrain and the concealment and protection it provides. Once contact with the enemy is made, a unit must advance by short rushes or bounds from cover to cover. The length of the "bounds" depends on the type of cover provided by the terrain. As the distance from the enemy decreases, the bounds are shortened.



The American assault doctrine followed this fire and movement tactic basing it largely on the covering fire technique used in the final phases of WW I. Each 12 man squad would divide into three sections. The first section with the two scouts and squad leader would locate the enemy. The squad leader would then evaluate the situation and direct the fire of the second section or "fire section". This group usually consisted of four men including the squad's major support weapon, the BAR, and would provide the covering fire for the third group, the "assault section". The five man assault section led by the assistant squad leader would attempt to take the enemy position in a final rush under the protection of the covering fire. Although this technique employed the proper elements of fire and movement, it had certain problems associated with dividing the squad into three specialized groups. All too often the squad leader was unable to play an active part as he usually became pinned down with the scouts resulting in a loss of command control. Partly due to the inadequacy of the BAR as a support weapon, American infantry tended to rely heavily on artillery or armor support for their advances. When faced by the poor quality or smaller rear guard German units of 1944-45, the Americans often employed a primitive tactic called "March Fire" made possible by their semi-automatic rifles. In general, all the infantry advanced in a thick skirmish line with everyone firing at possible enemy positions while heavier weapons laid down covering fire. It proved to be effective against light resistance, but often resulted in heavier casualties.

No Army mastered the tactics of WW II better than the Germans. Realizing the need for mobility and flexibility in tactics, the Germans built their fire and movement tactics around the infiltration lessons of WW I. Such techniques emphasized temporarily avoiding the main enemy positions while pushing through the weaker points until the enemy could be hit from the flank or rear. Like the Americans, fire and movement sections were employed, but with some important differences. The "command section" of the American squad containing the squad leader was not separated, but integrated into the "fire" and "movement" sections. This

allowed the Germans to employ far better command control. In addition, the combat training of German troops was second to none. Troops can perform in an organized manner on the battlefield only when, in the course of training, they have been forewarned of the kind of disorder they may expect to encounter there. Fear is ever present on the battlefield, but it is uncontrolled fear that results in ultimate defeat. To counter this, both officers and enlisted men received detailed training in the finer points of basic tactics. Yet even the best trained troops had to learn many of their lessons on the battlefield itself. The presence of even one veteran who had experienced the horrors of battle previously strengthened the backbone of a squad more than any degree of training. The Germans became more flexible in their tactics because they had a head start in forming experienced fighting units.

The Russians used the same tactical elements, although in their own fashion. Much of the tactical training had to be learned on the battlefield from tactical instinct gained from first hand experience. This assumed, of course, that he would live long enough to use it once learned. Squads operated almost invariably as one unit, seldom breaking down into small components, but on occasion they would break into fire and movement sections. Lacking the sophistication for the more complex maneuvers of the Germans, the Russians applied the simple direct approach. Their lack of training necessitated the use of larger formations for concentration of command. Where other Armies used squads to accomplish a task, the Russians used whole platoons. This centralization of command resulted in inflexibility on the battlefield and simplicity of action. Russian technique in the attack was basically of two types. First, infiltration, similar to the German usage, and when that failed or could not be implemented due to lack of initiative, massed headlong attacks. The Russian human wave attack would start with riflemen advancing in large clusters with a final rush occurring from about 150-250 meters away from the enemy position. Without massive artillery support, most of these attacks resulted in the majority of the attackers being killed, pinned, or routed, but in all cases exacted a heavy toll in human life.

BRINGING UP THE REAR DESIGNER'S NOTES FOR UP FRONT

UP FRONT was designed from the outset with playability uppermost in mind. Yet, at the same time, the problems associated with infantry combat on the WWII battlefield have been simulated with a great amount of detail. It is, I'm sure, quite obvious from the outset that we've approached these problems in a unique manner. Although a card game by its very nature contains a high luck element, or shall we say many random events, combat at this level is nothing if not random. In battle, there is very little order. Frequently, events transpire by accident. At first glance, the course of events may seem to make little or no sense, but this is not to say that all events occur randomly. On the contrary, there are a multitude of sound rules for the conduct of troops under fire. I hope, that during the course of playing the game, you will realize that success will come, more often than not, to the player who properly applies those rules. Just as a professional gambler will win most (but not all) of his encounters with an occasional card player, the veteran *UP FRONT* player can expect to take the measure of less talented opposition in roughly equal proportion to the chances of success of his real life veteran counterpart on the battlefield. Remember, however, that success is never guaranteed no matter how perfectly one performs his tasks. Lady Luck, or Fate if you prefer, will always be the final judge—albeit one who usually sides with the better tactician. S. L. A. Marshall said it as well as anyone: "In battle the unusual is met usually, and the abnormal becomes the normal. Soldiers may act like lions and then like scared hares within the passage of a few minutes." *UP FRONT* portrays these vagaries of combat with a flair for the dramatic and tenseness unrivalled by more traditional wargames. Within this context, it is our contention that *UP FRONT*, despite its obvious playability appeal, is a more accurate simulation with much more inherent realism than its larger scale predecessor despite its many geometric mapboards, counters ad infinitum, and sea of complex tables.

So how does *UP FRONT* portray these small level actions so well? Most wargamers mistakenly assume that men in combat can see their enemy most of the time and that they engage in shoot-from-the-hip style firefights at every opportunity. They also assume that leaders can create and implement a plan of action to react to every development at a moment's notice, and having done so, can make themselves understood over the din and confusion of an on-going battle. Lastly, units are assumed to retain their cohesion and ability to act according to their training manuals while under fire, and to stoutly resist the enemy "to the last man". Needless to say, these assumptions are grossly in error because they ignore the two most basic elements of combat, "fear" and what is often called the "Fog of War". Fear produces most of the irrational behavior one sees in combat, if not in Hollywood depictions of same. Compounding this are the problems

associated with not being able to see the enemy most of the time or, often, even members of one's own squad. This occurs largely due to everyone's preoccupation with staying out of sight. No one likes to be shot at and exposure for any prolonged period of time on the modern-era battlefield generally has a fatal result. In game terms, these elements manifest themselves in the draw and sequence of play of the Action cards.

As your side's vicarious squad leader, wanting to move your men forward is not enough. They must be informed of your orders, and just as important, convinced to overcome their fear sufficiently to enable them to abandon the comparative safety of their present position. In game terms, one must simply play a Movement card, but it may take many game turns to obtain one. The game, in this case, is simulating that this group needs more than a little coaxing to overcome their reluctance to fill someone's sights. The same is true of even a seemingly less terrifying activity such as defensive fire. Post-battle interviews have clearly demonstrated that only about 25% to 30% of the men involved in a firefight might be expected to even fire their weapons—let alone fire them accurately and efficiently. In game terms, this real life fact is factored into the Fire cards and weapon firepower values. Unlike games such as *SQUAD LEADER*, you cannot blast away automatically every turn in which a potential enemy is within range. To initiate fire from a group, a player needs not only a Fire card, but a Fire card with the appropriate firepower factors. The mere presence of comrades who willingly employ their weapons, helps stimulate the others through peer pressure or battlefield psychology to use theirs, but since all the men may not participate in the attack, the result numbers are factored down.

Firepower factors represent more than the strength of the weapon at various ranges. Just as important as the fire strength (i.e. the rate of fire, velocity, etc.) of a weapon is the willingness or ability of its operator to use it. AFV MG FP values are effected more by observation limitations than the willingness of its operator to fire. A crewman of an enclosed AFV is relatively well protected and with no better place to go. Firing his armament represents the best chance of survival for a tanker—thus his willingness to fire is portrayed by allowing him to use any Fire card to take a shot with his ordnance weapon. On the other hand that same AFV, although equipped with a MG which is every bit the equal or superior of an infantry MG, is often given far less firepower due to its restricted field of fire through the gunner's vision slit. Yet, even an AFV will run out of Fire cards occasionally and do nothing for one or more turns. One must keep in mind that unlike the two minute turns of *SQUAD LEADER*, where each To Hit attempt actually represents a series of different shots, a turn in *UP*

FRONT may represent a few seconds and each shot is just that—a single shell. The inability to fire for lack of a Fire card could be rationalized as momentary difficulty in loading the next shell, or more likely, the AFV's inability to traverse its turret and adjust elevation sufficiently in the brief time span covered by that turn to once again place a moving target under fire. This principle applies even to infantry not hampered by the restricted field of vision proffered by an AFV vision slit. Even when infantry are at Point Blank range in terms of mere distance they may not be in sight of each other. In the bitter street fighting of Stalingrad, combatants coexisted in the same buildings with their adversaries for hours, or even days, without ever seeing each other. Each side realized its close proximity to an enemy bent on their destruction, but was unable or unwilling to take the first step that might prompt a swift and fatal reaction. More commonly, in the ordinary fire, duck, and reload process of a firefight, adversaries weren't always obliging enough to show themselves at the precise instant you raised your head to fire. Perhaps now you are beginning to comprehend that the Fire cards represent not so much a volume of fire, as they do the opportunity to bring a certain amount of firepower to bear on an enemy. A man who has infiltrated an enemy position does not suddenly have a weapon that fires twice as many rounds per minute. Rather, he has placed himself in a position where he is more likely to be able to use his weapon on a surprised and confused enemy (hence the doubled firepower and consequently increased number of Fire cards he is able to use).

When one computes the firepower of a weapon at its various ranges, consideration must be made for the willingness of its user to fire it. Crew operated weapons instill a greater willingness to fire among their operators than do light personal weapons. Men functioning in groups or crews have far less tendency to default a fire opportunity than do single riflemen. Aside from being hand-picked for their greater reliability, these crews feel more responsible for the well-being of their squad and are more inclined to act accordingly. This peer pressure reinforcement from a comrade sharing responsibility for the fire of a single weapon (and not its greater volume of fire) is the main reason the MG values are so proportionally high. Any group containing a MG has a much greater chance of playing a Fire card and hence inflicting casualties.

One of the most frequent complaints heard during the testing of the game was related to this unwillingness of troops to fire. Players were unhappy because they were unable to always fire at enemy troops at will, even at relatively close ranges. Let's forget for the moment our just completed discussion of the inability of a man to always see a foe within even pistol range. Self-preservation, though a major motivating force, does not necessarily always encourage a man to fight. There are many instances in combat where men in positions directly under attack did not fire at all—even when their position was in the process of being overrun. Fear is a strong narcotic and many is the man who died on the end of a bayonet while holding a firearm whose only malfunctioned mechanism was a paralyzed finger at the trigger.

Portraying the different effects of various weapons at varying ranges in a game with no map with which to measure distances called for a certain amount of innovation. The concept of "relative ranges" not only provided the means for such a division of effects, but also fit nicely within the abstract framework of the game as a whole. Keeping in mind that we are dealing with small unit actions, the tedious technical specifications of each weapon can be factored into an overall formula and printed on the game components in easy to use pieces that do not tax the memory or require the constant counting of factors and hexes to determine what type of fire is possible or advisable. For the most part, players need not concern themselves with such mathematical gymnastics. The design has accounted for those factors. The player need only be concerned with how best to position his available force and to react to a constantly changing set of circumstances so as to get the most use of his available firepower. He may not control their exact actions under fire any more than he could force a private to effectively fire his weapon on the battlefield. All the player can do is make decisions which deal in probabilities, and hope that the combination of the inherent training of his men and the intervention of fate will yield the desired result.

It is important to visualize the concept of "relative range" as more than just the equivalent of so many football fields. Besides the concept of pure distance, other factors to be considered are visibility, LOS obstructions, and the natural curvature of the earth's surface. The ability to see and fire at an opponent at a given range in one instant may be gone in the next. The simple act of going to ground will often remove a target from view—especially at the longer ranges. Relative Range 5 represents groups that are within 50 meters, but may still be physically separate. For example, it could, at one extreme, represent two or more groups occupying different rooms of the same building. Range 4 is 51 to 100 meters, Range 3 is 101 to 200 meters, Range 2 is 201 to 300, Range 1 is 301 to 400 meters. The farthest, Range 0, is in excess of 400 meters. Anything over 400 meters is outside normal rifle range which is the most common weapon in the game and therefore the logical place to end our range variations. Those with some knowledge of ballistics may wonder why rifle ranges have been cut off at

400 meters. To put it simply, the "effective" range of rifle fire is determined not by the guns themselves, but by the sighting capabilities of the rifleman. At best, snipers using telescopic sights were limited to 400-600 meters effective range. Rifles are effective for aimed fire at point targets up to 200 meters, and area or pinning fire out to 400 meters. Russian rifle values are reduced in comparison to the other nationalities not due to the weapon itself, but because of their users' lower standards of marksmanship. Their training emphasized closing with the enemy as soon as possible and making use of the bayonet.

Close combat, or more aptly "hand-to-hand" combat, can occur once you have infiltrated an enemy's position at Relative Range 5. Hand-to-hand combat is an iffy proposition at best, and rather rare. It took a great deal of courage to close with a man to kill him face-to-face. The enemy at this range is no longer a menacing shadow, but a fellow human being. Actually, infiltration is the more important goal to achieve on the battlefield. Once among the enemy position, confusion is created and panic is likely to spread as a result. Panic is more deadly on the battlefield than any weapon. Consequently, hand-to-hand encounters are seldom ends in themselves, but rather are often necessary if one is to accomplish his ultimate goal of infiltration. Thus the rule which allows a man to keep his infiltration status after close combat only if he defeats his adversary by 3 or more simulates the need to silence the enemy without betraying your own position. Once identified as a wolf among the sheep, the infiltrator loses his advantage of surprise and for all intents and purposes is returned to the status of just another target within the 50 meter radius.

The Fog of War is presented in a number of different ways all crucial to the acceptance of the game as a viable simulation. The most obvious is the drawing and placement of Terrain cards. Unlike conventional mapboard games, what lies beyond the next hill or building is not always certain. The position you think you're moving into (as represented by the Terrain card in your hand) may already be occupied or blocked by the enemy, or the route you take to get there may be filled with unforeseen detours. Your opponent may upset your best made plans. You cannot always avoid these uncertainties, so as a squad leader you must expect, if not plan for, the unexpected. It is this placement of Terrain cards that the uninitiated often dismiss as the most blatant form of luck in the game. In actuality, it is just the opposite. From a realism viewpoint one can appreciate that unlike more conventional wargames your cardboard troops don't blindly follow the dictates of the player. The Buildings card in your hand which you thought would offer you a safe haven may suddenly appear out of reach when the enemy reacts to your move and forces you to vary your path or even your ultimate destination by discarding a Terrain card on your group. Obviously we are not simulating the flinging of a piece of real estate in front of an enemy by a tenth level wizard. Instead, the placement of Terrain on an enemy represents abstractly and cleanly the Hidden Unit rules of other games. What is actually being simulated is the unexpected appearance of an enemy force which influences your moving group to alter their path. Speaking strictly from a gaming viewpoint, the proper play or discarding of Terrain cards provides the background for some of the most vital and gut wrenching decisions in the game when weighed against the need for obtaining other types of cards at a particular time.

Fog of War is also reflected in the inability of your groups to "see" what you can see from your lofty position as player. For example, suppose your opponent moves one of his groups forward. You, as the omniscient player, see this and wish to blast his exposed troops to their final reward. But on the battlefield his move may have gone unobserved by the poor devils whose task it is to oppose them with their cardboard lives. In game terms, it is as simple as you not having the appropriate Fire card present in your hand. This example can be repeated for a myriad of uses. The important thing to remember is that what you are likely to curse as your bad luck is simply the game system imposing realistic limits on what your troops can do. Your men down there on the battlefield cannot see things as clearly as you can from your safe perch at the end of the table.

Proper tactics of fire and movement, the underlying principles of the game, require that a squad leader split his forces to best take advantage of the terrain, enemy disposition, and the task at hand. However, such tactics are not without their drawbacks. By splitting his forces in this way, the squad leader makes communication between the various components of his squad very difficult and Command Control becomes a problem second only to the enemy. The training and experience of the squad (as reflected in the card hand capacity) in reacting to these situations then becomes the primary consideration in surmounting the problem. Proper tactics are further reinforced by the Command Control rules. Even on the squad level, a leader must be concerned about his flanks, and it is to the protection of his flanks that the "group" concept owes its existence. For without such concerns, the player might well be tempted to merely form one large group to maximize his firepower. Besides providing an enemy with a concentrated target for his fire, such a one group strategy also realistically limits the field of fire of his own men. A real enemy would find it easier to seek out concealed avenues of approach and will gain increased fire opportunities

against a static target. The game system recognizes this and awards an extra card to the hand capacity of any side whose opposition has been reduced to a single group—no matter how large or well positioned. The importance of a covering group, even if it fails to fire, cannot be overestimated. Simply by existing and showing itself as a force in being, it denies certain access routes to the enemy and prevents him from concentrating solely on the main force until it has been dealt with.

The passage of simulated time in the game is not as cut and dried as in most wargames. Going through one deck of Action cards represents with its varying moments of intense action and quiet lulls about 5-10 minutes. The playing of one turn is not as easy to define. One card could represent a split second or a minute or more. To move a group of men 100 meters could be done in a quick dash of two turns or could be prolonged indefinitely into a series of short bursts of movement or an agonizing low crawl as the player waits for a proper Terrain card or finds it necessary to rally his troops in mid-move. This is something that is best left not well defined. Your opponent may be able to entrench in one attempt while you're still trying ten turns later. This is not to suggest that his men are ground hogs and yours are digging in with spoons, but rather that his men were better motivated and able to make more effective use of the surrounding terrain in a shorter time interval. Perhaps your men have been hampered by random incoming fire. In any case, entrenching does not entail digging a six foot trench or even a foxhole. It could mean scooping a shallow depression into the earth or merely taking advantage of a natural crest or existing vegetation which offers more in the way of protection or concealment.

A good leader must be constantly thinking beyond the immediate action or objective. In *UP FRONT* this is influenced greatly by the player's hand capacity. For example, let's first look at the Russian player's hand which is the most difficult of the three. The Russians were comparatively poor tacticians. Due to inadequate training and inflexible leadership, their tactics were among the most primitive of the participants in WW II. In contrast to the steady stream of propaganda poured out by the political commissars, the combat orders of lower level leaders had to be kept very simple. This condition lessened as the war progressed and will lessen in the game too if your scenario choices realistically reflect the greater instance of Russian Guards opposing German Volksgrenadiers as the war approaches its inevitable conclusion. In game terms, the Russian player will have difficulty planning most of his actions in advance with only a four card hand. Always spotting the next piece of covering terrain (i.e. having a Terrain card in your hand before moving) is a good tactic that the Russian will frequently be unable to afford. But there are other traits of the Russian soldier demonstrated in the game to their advantage in addition to their obvious reliance on greater numbers which gives them back the Flanking Fire and Encirclement opportunities their limited hand capacity would otherwise deny them. Their unnerving disregard for human life often allows them to discard pinned men rather than slow an advance, and once they've closed to Relative Range 5 with their plentiful Movement cards they are a deadly opponent in Close Combat. The Russian's greater number of Concealment cards and their lessened penalty for entrenchment attempts represent their skill in adapting to the terrain with comparative ease. Before leaving the Russians, we should make note of the Commissar rules. Obviously, the effects of a Commissar have been inflated for the sake of chrome. A commissar functioning in the field at this level would be rare and although the reports of these political leaders shooting their soldiers have been exaggerated, it does add color to the game.

The American troops, although they went through more tactical training than the Russians, had not worked on the finer points of combat as much as the Germans. Many American small unit leaders, despite long hours of training, did not truly understand their function on the battlefield. Reality turned out to be unlike what they had envisioned or trained for. In addition, and quite opposite their eastern allies, the Americans placed a high value on human life. American troops were more easily pinned during combat (as shown by their lower average Morale), but under the proper leadership, could recover and advance with great effect (as evidenced by their higher Panic Values). While on the subject of Panic, let's clarify that a man removed due to Panic has not necessarily fled the battlefield in headlong flight although that is a possibility. More likely, that man has simply reached his terror threshold and will refuse to become a willing participant in further proceedings regardless of the consequences. The individual will remain frozen in place until the fight ends. The subsequent check for Rout/KIA status merely ties up the question of the man's eventual fate while adding variety to the standard by which Victory Points are awarded.

By increasing the American's hand capacity we were able to show the increased training of their troops and their greater material advantages, while also demonstrating their lower level of experienced leadership by allowing them a maximum of two discards only if they perform no actions during a turn.

The German player has, arguably, the best hand in the game and rightly so. Their training and combat experience was second to none. Each German soldier was better prepared to meet each situation he might be faced with, and their NCO's ingrained with the willingness to take the initiative. The Germans, moreso than any other power, stressed the need for their NCO's to react instantly to changing situations and act independently. This flexibility of command allowed them to learn many tricks throughout the war, and is reflected in game terms by their ability to always discard despite the number of actions taken.

Most of the remaining mechanics of the game should appear fairly obvious in their intent, but a few may benefit by additional explanation. The concept of Flanking Fire is more than just fire from a position on the flank of an enemy unit. It could also be fire from a position which has achieved a more favorable LOS to the enemy group or has moved into a new firing position unobserved. The latter becomes especially true at the longer ranges. The ability of a moving group containing pinned men to place a new Terrain card may also raise questions. One must remember that a "pinned" result does not necessarily mean that the individual(s) involved goes directly to ground. The man may still move with the group to the terrain it was heading for and upon reaching it, take immediate cover. Do not confuse a "pinned" result with a total break in morale (i.e. panic).

Most of my remarks have been directed at the men who fought the battles at the expense of their weapons. Rifles were touched upon earlier, though I should perhaps explain the lesser penalty incurred by semi-automatic rifles while moving. A bolt-action rifle is difficult to operate while running or even walking. With a semi-automatic rifle, a man can maintain a constant, if inaccurate, stream of fire during an advance. The biggest advantage of the American squad is found in their M-1 Rifles which gave them greater firepower while on the move.

The To Hit values of ATR's may also have raised a few eyebrows. After all, the target is the same whether you're firing a 50mm PAK or a 14.5mm rifle. However, to compensate for the relatively low penetration capability of these obsolescent weapons, the ATR To Hit Number represents the chance for hitting a vital part of the vehicle, rather than just the vehicle itself. This is why ATR's alone enjoy an improved To Hit frequency during Flanking Fire opportunities; the target is not any easier to hit, but the exposed side armor of the AFV is easier to penetrate and thus the chance for hitting the vehicle in a vital area is increased.

While on the subject of To Hit Numbers, it is probably worth noting why the random "To Hit" number is added to the effect number of HE shells. The latter number is an indication of how close the "hit" landed. Each HE round has a defined "blast radius". How close the center of that blast radius is to the center of the target group will indicate the extent of its effect. When firing AT rounds the target is an AFV and a "hit" is not obtained unless the vehicle is actually struck by the round. To resolve a hit on armor, the major variable is whether the round penetrates the protective armor. In this case, the range between the gun and target is the more important element, so we forego adding the random number and add the relative range instead. In short, a "hit" against infantry at close range is more likely to be placed closer to the target, but a hit vs an AFV at close range is *guaranteed* more penetration capability.

Hopefully all of this has shed some light on the rationale behind the rules and will make the game more enjoyable for you to play. *UP FRONT* is a game first and foremost and is meant to be played and enjoyed, but to deny it its place as a realistic simulation just because it is a card game is selling it short. While no game lacking the main ingredients of war (i.e. fear and the Fog of War) can ever hope to be a true simulation of armed conflict, *UP FRONT* comes far closer than many of its more complicated predecessors.

DESIGN CREDITS

GAME DESIGN: Courtney F. Allen
GAME DEVELOPMENT: Donald J. Greenwood
CARD ARTWORK: Scott Moores, Charles Kibler
COUNTER ARTWORK: Dale Sheaffer
BOX ART & LOGO: Rodger MacGowan
SPECIAL ASSISTANT & MVP: Rex Martin
RESEARCH ASSISTANCE: Bob McNamara
PLAYTESTING: Jim Burnett, Andrea Cantatore, Bob Coggins, Charles Crain, Bruce Degi, Andrew Maly, Eric Posner, Craig Ransom, Jeff Scarborough, Neal Schlaffer, Jim Stahler, Ross Towle
TYPESETTING: Colonial Composition
PREP DEPT. COORDINATOR: Elaine M. Adkins
PRINTING: Monarch Avalon

G. BLOCK CLEARING—

1st: 3

☆

3-9, 18, 20, 25, & 34.

1-5, 7, 9, 10, 17, & 18, & two Panzerfausts.

2-9, 12, 13, 24-26, & 34.

3-8, 13, 18, & 20, 22, 23, & 27.

1, 8-10, 12, 18, 22, 24, & 40.

2-10, 12, 18, & 22-26, & three ATMMs.

Remove the first four Woods Terrain cards to be discarded unused or as RNC/RPC draws.

SPECIAL RULES:

G.1 The defending player is given a Buildings card with a TEM of -3 for placement during Preparation for Play in addition to his normal hand.

G.2 Only the player on defense may use Sniper cards to make Sniper attacks. The other player must use them as Covering cards.

G.3 The Pillbox, Marsh, and Minefield cards are treated as Cover cards.

VICTORY CONDITIONS: The player with armor support must have twice as many Victory Points as the defending player at the end of the scenario. In this scenario, territorial Victory Points are awarded only by multiplying the number of unpinned Personality cards in each group occupying Buildings terrain at the end of the scenario by its range chit. Casualty Victory Points are awarded normally. The defending player wins by avoiding the attacker's Victory Conditions.

DYO: ATTACKER: 665, DEFENDER 288

H. ARMORED ADVANCE—

1st: 3

☆

3-5, 7-9, 11, 12, 18, 20, 23, 25, & 41.

3, 5, 8-10, 23 & 28. Reinforcements: 2, 4, 6, 17, & a Panzerfaust.

1, 6-15, 21, 28, & 32. Reinforcements: 37

3-8, 18 & 29. Reinforcements: 9, 11-13, 20.

3-10, 23, 24, & 42.

2-8, 12, 18, 20, 26, 29, & two ATMM's. Reinforcements: 22-25, & one ATMM.

Remove the first four Buildings cards to be discarded unused or as a RNC/RPC draw.

SPECIAL RULES:

H.1 The Reinforcements are eligible to enter anytime after one deck of Action cards has been used.

H.2 Treat the Pillbox and Minefield cards as Cover cards. The attacking player must also treat Sniper cards as Cover cards.

H.3 The defending player gets at least one functioning Terrain card to use during Prepare for Play Terrain Placement. If he has none in his hand at start, he draws cards until he gets one. All other cards drawn in the process are returned to the deck and reshuffled.

VICTORY CONDITIONS: The attacking player wins if at any time he has at least five unpinned Personality cards in one or more noninfiltrated groups with a "5" range chit occupying any terrain which will reduce the Fire Strength of an attack against them. The defending player wins if these conditions are not met by scenario end.

DYO: ATTACKER: 601, DEFENDER: 465



I. PARTISANS—

1st: 3

☆

1-10.

1, 3-10, & 28.

Remove the first six Buildings cards to be discarded unused or as a RNC/RPC draw.

SPECIAL RULES:

I.1 The Pillbox card is treated as a Cover card.

I.2 The German player must treat Sniper and Minefield cards as Cover cards. The Partisan player must use Minefield cards as Booby Traps (37.6).

VICTORY CONDITIONS: The German player wins automatically if at least half of his force reaches range chit 5 and he has more Victory Points than the Partisan. In this scenario, Victory Points are awarded only for casualties and for the range chits occupied by the Partisan player at game end as per rule 16.4. The Partisan wins by avoiding the German Victory Conditions.

DYO: ATTACKER: 239, DEFENDER: 143

L. OUTPOST LINE—

1st: 3

☆

3-8, 10-12, 18-23, & 40.

4, 9, 10, 13, 23-25.

2-15, 20, 23, 26, 28, 32, one radio.

1, 2, 4-8, 15, & 28.

1-10, & 15, 17, 22, 46, & one radio.

2, 5, 10-16, 18, 26, 27, & one radio.

Remove the first five Buildings cards to be discarded unused or as a RNC/RPC draw.

SPECIAL RULES:

L.1 The defender may start any or all of his groups entrenched and therefore is not subject to terrain placement by the attacking player during Prepare for Play.

L.2 Treat the Pillbox and Minefield cards as Cover cards.

Continued on Page 29

K. ELITE TROOPS ON THE ATTACK—

1st: Elite 4

☆

Green: 1, 2, 4-8, 10-12, 19, & 26.

SS: 1-5, 10, 15, 19, 26, & 27.

Conscripts: 1, 4-7, 9-11, 13-15, 20-22, 28.

Paratroopers: 3-5, 7-9, 11, 12, 17, 18, 20, & 21.

Volksgranadier: 3-5, 7-10, & 22-24.

Guards: 2-8, 12, 13, 20, & 22-26.

Remove the first four Buildings cards to be discarded unused or as a RNC/RPC draw.

SPECIAL RULES:

K.1 The Pillbox and Minefield cards are treated as Cover cards.

K.2 Play stops temporarily as soon as the Elite Force player can claim victory against the initial defense force of the defender. The Action Deck is not shuffled. All cards currently in the players' hands or in play on their groups are returned to the Discard pile. The four Buildings cards discarded in the first part of the scenario remain out of play. The Elite Force player reforms his groups at range chit 0 using only those of his original men (included those who routed safely away) not lost by KIA results. The other player then forms new groups at range chit 0 using all of his original men. Both players are now dealt full hands and begin Prepare for Play Terrain Placement. The scenario then continues normally.

K.3 Any Sniper capacity or weapons lost in the first part of the scenario are regained at the start of the second part even if carried in the form of a weapon chit in place of the normal printed weaponry of a Personnel card. KIA's in the first segment of the scenario are not considered in calculating Victory Points in the second part, and squad size in the second half is based on the number of men which start the second part. The Elite Force player reforms his groups at range chit 0 using only those of his original men (included those who routed safely away) not lost by KIA results. Weapons captured in the first part cannot be used in the second part.

VICTORY CONDITIONS: The first player to have at least four unpinned Personality cards in one or more non-infiltrated groups at range chit 4 occupying any Terrain card which will reduce the Fire Strength of an attack against them is the winner of that particular scenario segment. The Elite Force must win both scenario segments to win the game.

DYO: ELITE: 320-, SECOND LINE: 187 (twice) Reinforcements NA

J. FREE FOR ALL—

1st: ☆ 4

☆

1-12.

1-10.

1-15.

Remove the first four Buildings cards to be discarded unused or as a RNC/RPC draw.

SPECIAL RULES:

J.1 This is a three player game with each player playing against the other two. Flanking Fire, Encirclement, and moving to any range chit other than 0 through 5 is not allowed. Players need not set up their groups opposite each other as each player can fire at the other two. No group can block the movement of another. Walls are -1 terrain modifiers to all incoming attacks. All the J.1 Special Rules are ignored in favor of normal two player rules as soon as one of the three players is eliminated.



J.2 The Pillbox card is treated as a Cover card. Night rules are in effect.

VICTORY CONDITIONS: The first player to have at least four unpinned Personality cards in one or more non-infiltrated groups at range chit 4 occupying any Terrain card(s) which will reduce the Fire Strength of an attack against them is the winner. However, players who cause casualties should keep the remaining Personnel cards of their opponents as a reminder of Victory Points earned (16.4) should the Victory Conditions not be met.

DYO: AMERICAN: 240, GERMAN: 239, RUSSIAN: 241

A. MEETING OF PATROLS—

1st: ⚔ ⏳ 3



Remove the first five Buildings cards to be discarded unused or as a RPC/RNC draw.

SPECIAL RULES:

A.1 The Pillbox and Minefield cards are treated as Cover cards.


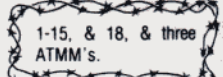



VICTORY CONDITIONS: The first player to have at least four unpinned Personality cards in one or more non-infiltrated groups at range chit 4 occupying any Terrain card which will reduce the Fire Strength of an attack against them is the winner.

DYO: 241



F. THE INFANTRY'S IRON FIST—

1st: ⚔ ⏳ 3



Remove the first four Buildings cards to be discarded unused or as a RPC/RNC draws.

SPECIAL RULES:

F.1 The Pillbox and Minefield cards are treated as Cover cards.



VICTORY CONDITIONS: The first player to have four unpinned cards in one or more non-infiltrated groups with a "4" range chit in terrain which will reduce the Fire Strength of any attack against them is the winner. If neither player accomplishes this by the time limit, the defending player wins.

DYO: ATTACKER: 471, DEFENDER: 279



B. CITY FIGHT—

1st: ⚔ ⏳ 3



Remove the first four Woods cards to be discarded unused or as a RPC/RNC draw.

SPECIAL RULES:

B.1 The Pillbox, Minefield, and Marsh cards are treated as Cover cards.


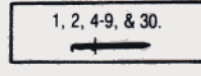

VICTORY CONDITIONS: The player with the most Victory Points (16.4) at the end of the time limit is the winner. However aggressive action Victory Points are awarded only to those men occupying Buildings terrain. Victory Points for casualties (including men removed due to rout) are awarded normally.

DYO: 314



E. ARMORED RECON PATROL—

1st: ⚔ ⏳ 3



Remove the first four Buildings cards to be discarded unused or as a RPC/RNC draws.

SPECIAL RULES:

E.1 The Pillbox and Minefield cards are treated as Cover cards.


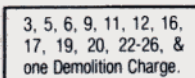

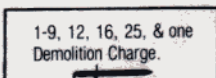

VICTORY CONDITIONS: The first player to have four unpinned cards in one or more non-infiltrated groups with a "4" range chit in terrain which will reduce the Fire Strength of any attack against them is the winner. If neither player accomplishes this by the time limit, the defending player wins.

DYO: ATTACKER: 370, DEFENDER: 241



C. ASSAULTING A FORTIFICATION—

1st: ⚔ ⏳ 3



Remove the first Stream card and the first four Buildings cards to be discarded unused or as a RPC/RNC draw.

SPECIAL RULES:

C.1 The defending player receives the Pillbox card prior to setup (23.2) in addition to his normal allotment of Action cards and places it on his Group B. Preparation for Play terrain placement then begins normally.

C.2 Minefield and Sniper cards are treated as Covering cards if held by the offensive player. They can be used only by the player on defense. Treat all Marsh cards as Cover cards.






VICTORY CONDITIONS: The attacking player wins by eliminating all Personality cards in the Pillbox or if the Pillbox is vacated. The defending player wins by avoiding the attacker's Victory Conditions.

DYO: ATTACKER: 369, DEFENDER: 200



D. REAR GUARD ACTION—

1st: ⚔ ⏳ 3



Remove the first four Buildings cards to be discarded unused or as a RPC/RNC draws.

SPECIAL RULES:

D.1 The Sniper cards are considered Covering cards for the attacking player. They may be played as Sniper attacks only by the Rear Guard player.

D.2 The Pillbox and Minefield cards are treated as Cover cards.

VICTORY CONDITIONS: The attacking player wins immediately if he has five unpinned Personality cards in one or more noninfiltrated groups in terrain which will reduce the Fire Strength of an attack against it, at a Relative Range of 5 to any Rear Guard group. The attacking player also wins if he can reduce the defending player to one group while losing less men than the defender. If the attacking player has not fulfilled either of his victory conditions by scenario end, the Rear Guard player wins.

DYO: ATTACKER: 319, DEFENDER: 238

