

1191 AD PRESENTS: NPC Cards Collection

Printer-friendly Edition: Volume I

INCLUDES:

Medieval Fantasy I: Patricians and Plebians
High Fantasy I: Creatures and Constructs
High Fantasy II: Woodfolk and Warchiefs

FOR GAME MASTERS

Enhance your roleplaying experience with these NPC Cards! Print them out and show them to your players as they meet new characters! If you are running an epic campaign with dozens, if not hundreds, of NPCs (non-player characters, that is), keeping track of all those imaginary people can get a bit bothersome. NPC Cards are here to help your players visualize your characters and connect with them more easily, and also to help game masters keep track of some basic stats. That you have prepared cards for some characters may hint at their importance in your campaign, and players might be more reluctant to ignore (or kill) them. Or perhaps not. But they *will* remember them more easily, as will you.

THIS PUBLICATION IS FREE

This collection of 108 cards is compiled from three separate publications (see above) and is made to be more ink-conservative. This volume is also free. If you like the idea behind these cards and want to see more of them in the future, please consider purchasing the full-colour editions - to be found exclusively at DriveThruRPG.

SEND US FEEDBACK

We invite you to leave comments on our blog, be it positive or negative. If you like the idea behind NPC Cards, but feel there can be improvement in some regard, let us know!

Also, feel free to suggest some types of characters we may have missed (though, of course, new publications are already under way, and maybe you'll find them there). We aim to cover as many fantasy archetypes as we can. Licenced characters and creatures (i.e. those protected by international copyright) will not be taken into consideration.

<http://1191ad.blogspot.com/>

HOW TO USE THIS PDF

This is a PDF publication best accessed with the newest version of Adobe Acrobat™. Older versions (and other PDF readers) might exhibit problems. This document contains fillable Forms: text boxes that allow you to type in text (something that is generally unavailable in common PDF files).

Forms allow you to digitally edit your NPC Cards by inputting information about the characters (names, descriptions, statistics, inventory, quest markers, etc.), but they can also be ignored and the information be input by hand after printing.

Make sure you save the PDF after filling in any forms, otherwise you may lose all text after closing your PDF reader.


MATCHING FRONT AND BACK

Each card can be printed with a front (includes the picture and two small text boxes) and the optional back (main stats and empty lines). This is why Front and Back pages alternate throughout this PDF - you can use a single sheet of paper to print on both sides. The layout already takes "mirroring" into account: the 1st Front Card now matches the 5th Back Card. The 2nd Front Card matches the 4th Back Card, etc. Depending on the printer you use, some trial and error may be required to get everything aligned and printer properly.

To make it easier to keep track of things, above (or below) each card there is a marker; for example "23 - Druid III", which means that it is the 23rd card in the set, and the 3rd representation of a druid on the same page. Each marker connects the front and back instances of a card.

PRINTING TIPS

1. The cards are spaced at 5,6cm x 8,7cm and should fit in most medium-sized trading card sleeves. If your printer does not print them at those measurements, you might want to check its settings (like "zoom" or "fit to page", etc.).
2. Print out the cards on a thicker variety of paper - but first make sure your printer can handle it. You can also use glossy paper, but if you intend to write upon the cards you will need pencils or markers that will not smudge.
3. Save for professional cutters, the easiest way to cut the cards out is probably with a ruler and scalpel. They are faster and more precise tools than the average scissors. Work on a flat surface, and be careful not to cut yourself. In order to avoid unwanted scalpel marks on your surface, put some papers (or cardboard) underneath.



**1191 AD
PUBLISHING**

A *DriveThruRPG* Exclusive Publication

© 1191 AD Publishing, 2013

Design and art by **Domigorgon**.

1 - Barbarian I



2 - Barbarian II




3 - Barbarian III




4 - Cleric I



5 - Cleric II




6 - Dark Elf I



7 - Dark Elf II



8 - Dark Elf III




9 - Alchemist I



10 - Alchemist II




11 - Dwarf I



16 - Dwarf VI

12 - Dwarf II




17 - Dwarf VII

13 - Dwarf III





18 - Dwarf VIII

14 - Dwarf IV



19 - Dwarf IX

15 - Dwarf V



20 - Dwarf X


21 - Druid I



22 - Druid II



23 - Druid III



24 - Treefolk



25 - Forest Spirit



26 - Goblin




27 - Hobgoblin




28 - Bugbear



29 - Nymph



30 - Wood Fairy



25 - Forest Spirit

CHARACTER _____

STR HP: _____

DEX Init: _____

CON Spd: _____

INT AC: _____

WIS Att: _____

CHA _____

24 - Treefolk

CHARACTER _____

STR HP: _____

DEX Init: _____

CON Spd: _____

INT AC: _____

WIS Att: _____

CHA _____

23 - Druid III

CHARACTER _____

STR HP: _____

DEX Init: _____

CON Spd: _____

INT AC: _____

WIS Att: _____

CHA _____

22 - Druid II

CHARACTER _____

STR HP: _____

DEX Init: _____

CON Spd: _____

INT AC: _____

WIS Att: _____

CHA _____

21 - Druid I

CHARACTER _____

STR HP: _____

DEX Init: _____

CON Spd: _____

INT AC: _____

WIS Att: _____

CHA _____

CHARACTER

STR HP: _____

DEX Init: _____

CON Spd: _____

INT AC: _____

WIS Att: _____

CHA _____

CHARACTER

STR HP: _____

DEX Init: _____

CON Spd: _____

INT AC: _____

WIS Att: _____

CHA _____

CHARACTER

STR HP: _____

DEX Init: _____

CON Spd: _____

INT AC: _____

WIS Att: _____

CHA _____

CHARACTER

STR HP: _____

DEX Init: _____

CON Spd: _____

INT AC: _____

WIS Att: _____

CHA _____

CHARACTER

STR HP: _____

DEX Init: _____

CON Spd: _____

INT AC: _____

WIS Att: _____

CHA _____

30 - Wood Fairy


29 - Nymph

28 - Bugbear

27 - Hobgoblin

26 - Goblin


31 - Lich




32 - Skeleton King















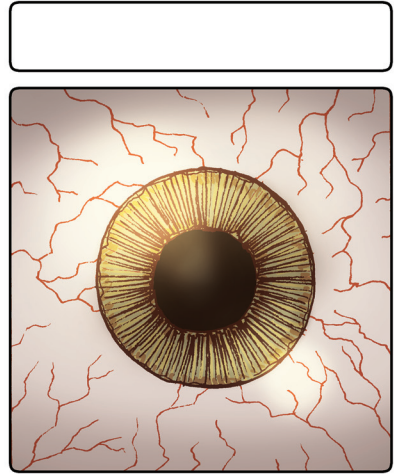
33 - Skeleton



34 - Star-spawn



35 - The Eye



36 - Ghost



37 - Ghost King

38 - Spectre

39 - Shadow


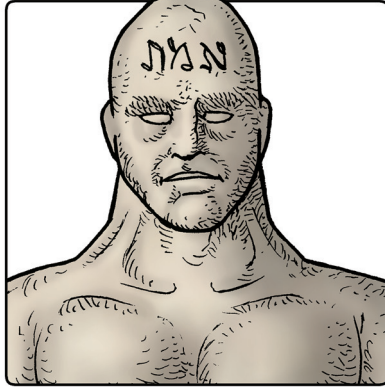
40 - Shoggoth

41 - Flesh Golem




46 - Metal Golem

42 - Clay Golem





47 - Construct I

43 - Demon Golem





48 - Construct II

44 - Stone Golem







49 - Construct III

45 - Wood Golem





50 - Mad Scientist

51 - Metal Bard




56 - Smith

52 - Private Eye






57 - Beggar

53 - Innkeeper





58 - Herald

54 - Barmaid





59 - Illusionist

55 - Bar Wench




60 - Clairvoyant




61 - King



62 - Queen









63 - Prince



64 - Princess



65 - Yng. Princess



66 - Yng. Prince

67 - Count

68 - Countess

69 - Duke

70 - Duchess

65 - Yng. Princess

CHARACTER _____

STR HP: _____

DEX Init: _____

CON Spd: _____

INT AC: _____

WIS Att: _____

CHA _____

64 - Princess

CHARACTER _____

STR HP: _____

DEX Init: _____

CON Spd: _____

INT AC: _____

WIS Att: _____

CHA _____

63 - Prince

CHARACTER _____

STR HP: _____

DEX Init: _____

CON Spd: _____

INT AC: _____

WIS Att: _____

CHA _____

62 - Queen

CHARACTER _____

STR HP: _____

DEX Init: _____

CON Spd: _____

INT AC: _____

WIS Att: _____

CHA _____

61 - King

CHARACTER _____

STR HP: _____

DEX Init: _____

CON Spd: _____

INT AC: _____

WIS Att: _____

CHA _____

CHARACTER _____

STR HP: _____

DEX Init: _____

CON Spd: _____

INT AC: _____

WIS Att: _____

CHA _____

CHARACTER _____

STR HP: _____

DEX Init: _____

CON Spd: _____

INT AC: _____

WIS Att: _____

CHA _____

CHARACTER _____

STR HP: _____

DEX Init: _____

CON Spd: _____

INT AC: _____

WIS Att: _____

CHA _____

CHARACTER _____

STR HP: _____

DEX Init: _____

CON Spd: _____

INT AC: _____

WIS Att: _____

CHA _____

CHARACTER _____

STR HP: _____

DEX Init: _____

CON Spd: _____

INT AC: _____

WIS Att: _____

CHA _____

70 - Duchess


69 - Duke

68 - Countess

67 - Count

66 - Yng. Prince

71 - Courtier I



76 - Dame I

72 - Courtier II





77 - Dame II

73 - Courtier III





78 - Dame III

74 - Courtier IV



79 - Dame IV

75 - Courtier V



80 - Dame V

81 - Guildmistress



82 - Swashbuckler





83 - Rogue I



84 - Rogue II



85 - Sorcerer



86 - Merchant






87 - Assassin I

88 - Assassin II

89 - Sellsword





90 - Cutpurse

91 - Dragonknight






96 - Planewalker I

92 - Angelknight







97 - Planewalker II

93 - Angel







98 - Half-fiend

94 - Archangel




99 - Succubus

95 - Paladin



100 - Admiral


101 - Ranger I



102 - Ranger II

















103 - Ranger III



104 - Lizardling



105 - Blank



106 - Birdman

107 - Catman

108 - Eelman

109 - Wolfman

110 - Blank

111

112

113

114

115

116

117

118

119

120

